

Asking Clarification Questions for Code Generation in General-Purpose Programming Language

Haau-Sing Li¹, Mohsen Mesgar¹, André F. T. Martins^{2,3,4}, Iryna Gurevych¹

¹Ubiquitous Knowledge Processing Lab (UKP Lab)

Department of Computer Science and Hessian Center for AI (hessian.AI), TU Darmstadt

²Instituto Superior Técnico and LUMIS (Lisbon ELLIS Unit)

³Instituto de Telecomunicações, Lisbon, Portugal ⁴Unbabel
hli@ukp.tu-darmstadt.de

Abstract

Code generation from text requires understanding the user’s intent from a natural language description (NLD) and generating an executable program code snippet that satisfies this intent. While recent pretrained language models (PLMs) demonstrate remarkable performance for this task, these models fail when the given NLD is ambiguous due to the lack of enough specifications for generating a high-quality code snippet. In this work, we introduce a novel and more realistic setup for this task. We hypothesize that ambiguities in the specifications of an NLD are resolved by asking clarification questions (CQs). Therefore, we collect and introduce a new dataset named **CodeClarQA** containing NLD-Code pairs with created CQAs. We evaluate the performance of PLMs for code generation on our dataset. The empirical results support our hypothesis that clarifications result in more precise generated code, as shown by an improvement of 17.52 in BLEU, 12.72 in CodeBLEU, and 7.7% in the exact match. Alongside this, our task and dataset introduce new challenges to the community, including when and what CQs should be asked.

1 Introduction

Text-to-code generation aims at understanding a user’s intention represented by a natural language description (NLD) to generate a program code that satisfies the user’s intention. An ideal model for this task is a crucial component of digital pair-programmers, which assist data scientists (Agashe et al., 2019; Liu et al., 2021), software developers (Chen et al., 2021; Xu et al., 2022), and educators of computer programming (Li et al., 2022).

Recent work addresses this task using pretrained language models (PLMs) fine-tuned on large-scale program codes in general-purpose programming languages, such as Python and Java (Chen et al., 2021; Li et al., 2022; Nijkamp et al., 2022; Chowdhery et al., 2022; Xu et al., 2022; Lahiri et al.,

NLD: Model and Accuracy

Do you want to call `pandas.drop` documented as *Make new Index with passed list of labels deleted?*

Yes.

Do you want to call `pandas.get_dummies` documented as *Convert categorical variable into dummy/indicator variables?*

Yes.

Do you want to call anything related to `split`? If yes, which one?

Yes, I want to call `sklearn.train_test_split`.

Do you want to call anything related to `model/algorithm`? If yes, which one?

Yes, I want to call `sklearn.RandomForestClassifier`.

```
X = rf.drop('class', axis=1)
y = rf['class']
X = pd.get_dummies(X)
y = pd.get_dummies(y)
(X_train, X_test, y_train, y_test) = train_test_split(X, y)
model = RandomForestClassifier(n_estimators=100,
                              max_depth=10,
                              random_state=1)
model.fit(X_train, y_train)
model.score(X_test, y_test)
```

Figure 1: An example of NLD-code pair that requires further clarification. We extract key operations as highlighted and generate corresponding CQAs.

2022). Despite the great success, such models fail to resolve the ambiguities of an NLD if it lacks enough specifications to generate a program code. Figure 1 depicts an example NLD with incomplete specifications (shown in yellow). The missing specification problem in NLDs not only widely occurs in real-world use cases (Lahiri et al., 2022; Chaurasia and Mooney, 2017) but is also important for training text-to-code generation models. While being of huge practical importance, alleviating the incompleteness of NLDs is challenging for two reasons. First, missing specifications can happen through various levels, including individual operations, argument values of the operations, and sub-tasks consisting of several operations decomposed from the entire source code file as the task. Second,

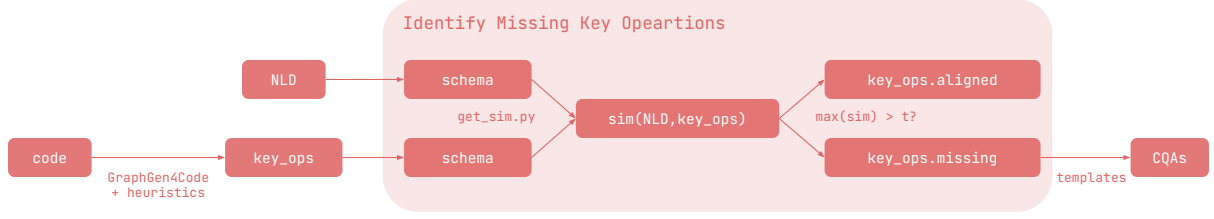


Figure 2: Our method for the creation of the CodeClarQA dataset: We identify key operations and corresponding documentation from the code. We represent them in a latent space using their schemata, letting us compute similarity scores of all schema element pairs between an NLD and the documentation of a key operation. If there is an element pair with a similarity score lower than a threshold t the key operation is missing in NLD. We adopt templates to create CQAs for missing key operations.

it is not obvious how to identify if an NLD carries information about specifications at a proper level.

In this paper, we introduce interactivity into text-to-code generation for specifications on the level of individual operation calls in general-purpose programming languages. We hypothesize that by gathering more specifications using these interactions, we can alleviate the incompleteness of NLD’s specifications and thus generate a more precise program code (Figure 1). To train and evaluate such models, we introduce the CodeClarQA dataset collected through a novel method to synthetically generate clarification questions and answers (CQAs) for an NLD-Code pair. To map the operations into natural language, we retrieve the API documentation. If there is a low similarity between the NLD and the operation’s documentation, we identify the operation as a missing specification and generate a CQ. The answers to CQs are selected from the given program code. Then, we propose a pipeline to demonstrate how our dataset can be used for developing NLD-Code generation models. Our pipeline consists of three modules – a clarification need predictor, a CQ generator, and a code generator. For each module, we introduce models that can serve as baselines.

To evaluate the quality of our dataset, we conduct a human evaluation. We also compare our models for each component of our pipeline. Our empirical results show that by conditioning PLM-based code generation models on CQAs in our dataset, the performance of these models increases. The fairly low performance of the advanced models in our pipeline suggests our dataset is a challenge for these models.

2 The CodeClarQA Dataset

We aim to make the process of code generation interactive such that by asking CQs about a given

NLD, we resolve NLD’s ambiguities before generating any code. To do so, we design a novel method to synthetically collect CQAs for a given NLD-Code pair, leading to the new dataset, which we call CodeClarQA. Figure 2 shows a general view of our data creation method. Given an NLD-Code pair, we use the code and identify key operations as necessary specifications for code generation. We then represent the NLD and identify key operations in a latent space to measure their similarity. A low similarity between a key operation and the NLD triggers a missing specification, for which we generate a CQ using predefined templates and the answer using the code.

2.1 Identifying Key Operations

Key operations represent sub-tasks decomposed from the code snippet as the task. Ideally, an NLD should at least provide enough information about key operations in a program code. If not doing so, the NLD lacks enough specifications. Thus, our first step for generating CQAs for a given NLD-code pair is to identify the key operations required to generate the code from NLD. To identify key operations, we represent the program code via a graph. Graphs are an effective structural representation of code semantics in a program code (Abdelaziz et al., 2021). Figure 3 shows the graph representation of the example program code shown in Figure 1. In such a graph, non-leaf nodes represent key operations, such as classes, functions, and methods. Edges indicate how data flows through operations, as derived from program analysis of the program code. Given an NLD-Code pair, we parse the code to represent the data flow between various operations of program code via a graph using the GraphGen4Code toolkit (Abdelaziz et al., 2021), the state-of-the-art and publicly available toolkit for generating graphs from a source code.

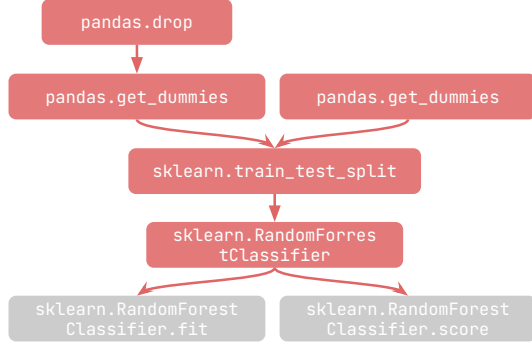


Figure 3: The generated knowledge graph of the example in Figure 1. Each node is an operation, with key operations in red and the rest in gray. Edges refer to the data flow of operations.

Given a graph, we identify the nodes with the following properties as key operations: **(i) For operations that refer to the same API sub-module, the operations with the shortest data flow path starting from import declarations come with the highest importance.** This is coherent with the hypothesis behind the design of GraphGen4Code, where an object/function is first initiated before fields/methods thereof are applied. Thus for operations referring to the same API sub-module, we choose operations with the shortest data flow paths as key operations. For instance, in Figure 3, for all operations referring to `sklearn.RandomForestClassifier`, `sklearn.RandomForestClassifier` has the highest importance, as other operations apply methods (i.e., `fit` and `score`) from `sklearn.RandomForestClassifier`. **(ii) For a multiple-operation line of code, the last operation on the data flow path comes with the highest importance.** For instance in Figure 3, `sklearn.GridSearchCV` comes with the highest importance in the line of code where `sklearn.LogisticRegression` belongs to as well since `sklearn.GridSearchCV` wraps up all operations within the same line.

2.2 Is a Key Operation Missing in NLD?

Given a set of key operations required to generate a code, we should identify if the given NLD provides any information about these operations. To do so, for each key operation, we propose to align the schema of textual documentation of a key operation with the schema of a given NLD. A schema (Majumder et al., 2021) is defined as a set of important elements of a document. Every schema element is either in the form of (*verb*, *key-phrase*, *relation*) or

(*key-phrase*), where *key-phrase* is extracted using YAKE (Campos et al., 2020), and *verb* and *relation* are obtained by searching through the closest verb and its dependency relation using the dependency tree (Qi et al., 2020). An example of (*verb*, *key-phrase*, *relation*) is (transforms, final estimator, *obl*), and an example of (*key-phrase*) is (pipeline).

For each key operation required to generate a code, we compute similarity scores for all schema element tuples using elements from the NLD and the documentation. For each pair of schema elements, we use a pretrained text encoder (Reimers and Gurevych, 2019) to compute similarity scores between these phrases as key information. Note that we combine *verb* and *key-phrase* if the schema element is in the triplet form before computing the similarity score. Eventually, we identify a key operation is missing in the NLD if the highest similarity score of all schema element pairs is lower than the threshold t . Each key operation then is labeled as *aligned* or *missing*. We perform a grid search to find the best t on a validation set, maximizing the F1 score.

2.3 Generating CQAs for Missing Key Operations

We formulate CQs as multiple-choice questions and yes/no questions. The former needs an answer with yes/no following a choice of API call. The latter requires only an answer with yes/no.

Multiple-choice We collect all extracted key operations from the dataset, mentioned or missing, that contain 1023 different API sub-modules, methods, and fields. We then extract the last tokens from each operation name, filter out all stop words, and keep operations that share the same last token of their names. For instance `sklearn.partial_fit` and `sklearn.fit` share the same last token as `fit`. Note that we hypothesize that for operations with the same name but from a different library, e.g., `keras.fit` and `sklearn.fit`, they refer to the same operation. We generate multiple-choice questions for these key operations if they are missing. To do so, we use the template *Do you want to call anything related to LAST_TOKEN? If yes, which one?*.

Yes/No For operations that do not belong to multiple-choice questions, we generate a yes/no question using the template *Do you want to call OPERATION_NAME documented as DOC?*. For instance, a CQ about `numpy.logspace` is generated as

	Total	Train	Dev	Test
# NLD-Code Pairs	19368	17431	968	969
Avg. NLD Length	12.43	12.45	12.22	12.30
Avg. Code Length	44.40	44.52	44.52	42.25
# CQAs	17506	15711	923	872
# multiple-choice	8952	8008	474	470
# yes/no	8554	7703	449	402
# operations	817	749	227	215
# packages	89	82	33	28

Table 1: Some statistics of our dataset.

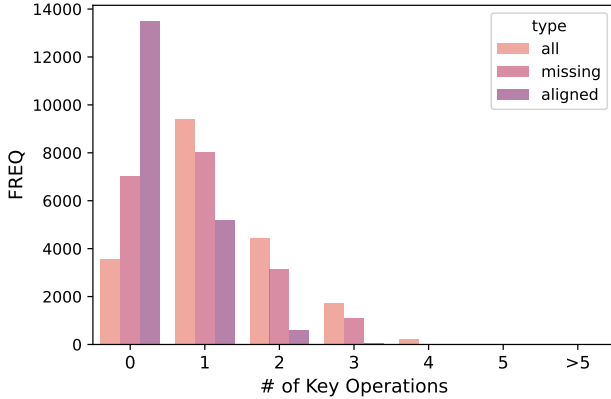


Figure 4: Distribution of the number of key operations in each NLD-code pair. Type *all* refers to key operations before being labeled as either *aligned* or *missing*.

“Do you want to call `numpy.logspace` documented as *Return numbers spaced evenly on a log scale*?”

2.4 Dataset

We source the notebookCDG dataset (Liu et al., 2021) because of its well-curated NLD-code pairs. We first identify key operations and label them as either *aligned* or *missing*. Finally, we select NLD-Code pairs with at most five missing key operations, duplicate missing key operations, and create CQAs. Table 1 shows the statistics of our dataset. We create 19,255 CQAs from 19,803 NLD-Code pairs related to as many as 817 different API submodules, methods, or fields from 89 packages. Figure 4 depicts the distribution of the number of key operations in each NLD-Code pair before and after identifying missing key operations. Missing bars show the number of pairs in which NLD misses specific information. Align bars show the number of pairs in which operations are aligned and are mentioned in the NLD. The figure shows that NLD-Code pairs include a diverse number of missing and aligned operations, indicating different level difficulties of our dataset.

3 Our Pipeline for Code Generation by Asking CQs

The main motivation of our paper is to enable code generation models to develop a precise program code by asking CQs. Thus, we introduce a pipeline for such interactive code generation models. We propose that such an interactive system should include three main modules: (i) a clarification need predictor, (ii) a question generator, and (iii) a code generator.

Given an NLD, the clarification need predictor should predict the need to ask CQs, with labels *Need* and *No Need*. If there is a need for asking CQs, the question generator should identify at most n missing specifications in the NLD. We set n as 5 to push these models to choose specifications with the most information gains. Given NLD and CQs with corresponding answers, the code generator should generate a program code.

4 Experiments

In §2, we proposed a method to collect a text-to-code generation dataset with CQAs, leading to the CodeClarQA dataset, and in §3, we introduced a pipeline about how an interactive code generation model can use our dataset. In this section, we first evaluate the quality of our dataset. We then use our dataset to evaluate various baselines for each pipeline module for interactive code generation. Finally, we assess the quality of the whole pipeline.

4.1 Dataset Evaluation

To evaluate our dataset creation method, we randomly split our dataset into train/validation/test sets. We let experts in software engineering annotate the validation set and test sets. The annotation for each pair is a binary label, indicating if the NLD misses any key operation from the code. These annotations let us study (i) the properties of our dataset and (ii) also evaluate the quality of our method for finding missing key operations using different text encoders.

Setting. The validation set and test set consist of 139 and 127 key operations matched to 100 NLD-code pairs, respectively. We ask two Ph.D. students in computer science to assign two annotations to each NLD-Code pair in the validation and test sets. The Fleiss Kappa is 0.74 (0.82 for the validation and 0.65 for the test set). We randomly choose one

annotator and used her annotations as reference labels.

4.2 Clarification Need Predictor

This experiment aims to measure the difficulty of predicting the need for clarification questions. Therefore, we treat this question as a binary classification task. To provide data to train such binary classifiers, we annotate the NLD-Code pairs in the training set of our dataset. If an NLD-Code pair is augmented with any clarification question, we associate it with label 1, otherwise 0.

Setting. We fine-tune baseline pretrained transformers, including BERT (Devlin et al., 2019), RoBERTa (Liu et al., 2019), and the encoder of BART (Lewis et al., 2020). To include models that are trained on NLD data, we also fine-tune the encoder of PLBART (Ahmad et al., 2021). Models are fine-tuned on the training set with NLDs as the input. We fine-tune each model for 10 epochs with learning rate 5×10^{-5} and pick the best-performing model on accuracy. We compare the models on the test set using accuracy, precision, recall, and F1.

4.3 CQ Generator

A CQ generator selects key operations to generate CQs for an NLD. Because of the template-based method to generate CQs, this module’s major difficulty is finding top-n specifications. Thus, we formulate it as a retrieval task, where we select a subset of specifications from a universal set of specifications. The universal set of specifications is a set of all key operations identified in our dataset.

Setting. We follow Aliannejadi et al. (2021) to fine-tune cross-encoders on all NLD-CQ pairs and experiment with models used in §4.2. We train each model for 10 epochs with learning rate 5×10^{-5} . To create samples with negative labels, we experiment on a random negative sampler and a BM25 negative sampler (Robertson et al., 1995). The number of negative samples is selected as the closest integer to the number of average CQs from samples that have CQs. We evaluate model performance with the test set on $R@k$, $k \in \{1, 3, 5, 10\}$.

4.4 Code Generator

The key hypothesis in our work is that interactive code generation systems should achieve higher performance than their non-interactive version. In this experiment, we conduct a proof-of-concept experiment to evaluate the correctness of this hypothesis.

To do so, we use our dataset (§2) and evaluate such an interactive system by implementing our pipeline (§3). We fine-tune each model with or without CQAs we created in the dataset, namely oracle CQAs. Note that for both yes/no and multiple-choice questions, we have only positive answers in our dataset.

Setting. We experiment with models mentioned by Zhou et al. (2022) for fine-tuning, including GPT-Neo- $\{125\text{M}, 1.3\text{B}\}$ (Black et al., 2021), T5 (Raffel et al., 2019), and CodeT5 (Wang et al., 2021). We include CodeParrot- $\{110\text{M}, 1.5\text{B}\}$ (Tunstall et al., 2022). Note that for CodeParrot-110M, we use the model fine-tuned on text-to-code generation.¹ Moreover, we finetune PLBART-base (Ahmad et al., 2021). We train each model for 40 epochs with learning rate 5×10^{-5} . We evaluate models on BLEU score (Papineni et al., 2002; Post, 2018), CodeBLEU score (Ren et al., 2020), and Exact Match (EM).

4.5 Whole Pipeline Evaluation

To assess the performance of the entire pipeline, we use the best-performing models for each module. We pass an NLD to the clarification need predictor. Given a positive prediction, we pass the NLD to the question generator. For each NLD, we select the top-5 ranked CQs. We compare them to CQs created using our approach and select overlapping CQs. Finally, we concatenate the NLD and all selected CQs with corresponding answers and feed them to the code generator.

5 Results

5.1 Dataset Evaluation

We first evaluate the effect of different text encoders on the performance of our method for identifying missing operations. Table 2 shows the results. We achieve the best performance using MPNet_{baseqa-cos} text encoder. We use our annotations to analyze the predictions of this model. Table 3 shows the results of this analysis in terms of False Positive (FP) and False Negative (FN) errors. For the sake of brevity, we report the full list in Appendix §A.2. The “Taxonomy” and “Element Pair” error types take up to 7.32% and 8.57% of all positive predictions in the validation/test sets, respectively. The rare case of FP predictions suggests

¹<https://huggingface.co/datasets/codeparrot/github-jupyter-parsed>

Model	Acc	P	R	F1
SentenceT5 _{large} (0.83)	87.40	71.43	80.65	75.76
SentenceT5 _{xl} (0.82)	87.40	68.57	82.76	75.00
GTR _{large} (0.70)	88.19	71.43	83.33	76.92
GTR _{xl} (0.69)	88.98	68.57	88.89	77.42
MiniLM _{L12} -all-v1(0.47)	87.40	74.29	78.79	76.47
MiniLM _{L12} -all-v2(0.49)	87.40	73.53	78.12	77.61
DistilRoBERTa(0.49)	88.19	74.29	83.33	76.92
RoBERTa _{large} -all(0.46)	89.76	80.00	82.35	81.16
MPNet _{base} -all-v1(0.40)	84.25	80.00	68.29	73.68
MPNet _{base} -all-v2(0.42)	86.61	82.86	72.5	77.33
MPNet _{base} qa-dot(0.62)	89.76	82.86	80.56	81.69
MPNet _{base} qa-cos(0.41)	90.55	82.86	82.86	82.86

Table 2: Results for identifying missing key operations on the our test set using different text encoders. The numbers in parenthesis refer to the threshold optimized on the human-annotated validation set for F1 score.

Error	Freq		ER (%)	
	Dev	Test	Dev	Test
Taxonomy (FP)	3 (.33)	3 (.50)	7.32	8.57
Element Pair (FP)	3 (.33)	3 (.50)	7.32	8.57
Argument (FN)	4 (.57)	4 (.67)	4.08	4.35

Table 3: Statistics of the most common FP and FN predictions. Freq refers to relative frequency. Error rates (ER) are computed on the corresponding predictions.

that our approach to generating CQAs effectively creates CQAs for missing key operations. The *Taxonomy* error relates the differences related to the taxonomy of terms that could not be identified, taking up to about 8.57%. The *Element Pair* error relates to the cases where non-relevant schema elements are aligned, taking up to about 8.57%. The *Argument* error represents the alignment between arguments, taking up only 4.08%/4.35% of all negative predictions from the validation/test set. Table 4 shows examples of these errors. For the taxonomy error, our method identifies a schema element match of *linear models* but fails to predict the difference between a *lasso linear model* and a *linear model* in the taxonomy of machine learning terms. This finding shows a potential direction of future work, in which *aligned* operations might require clarification to be distinguished from operations with similar names. The example of *Argument* error reflects the case where a complete semantics of the operation needs both the documentation and the argument values, hinting at a future direction to improve the method. As we proposed to compare documentation and the NLD, we miss out on arguments that can complement the semantics of the operation. The corresponding example

shows operation *.apply*’s semantics are incomplete without the argument *str*. This is reflected in the design of our method, as we use API documentation which reflects the semantics of the API call, while argument values are not documented. The *Element Pair* error example shows that (make, index, *obj*) from the documentation’s schema is aligned with (index) from NLD’s schema. In contrast, the key operation from the documentation should be either *drop* or *deleted*. This type of error also hints at a future direction to improve the method.

5.2 Clarification Need Predictor Evaluation

Table 5 summarizes the results of different classifiers. The examined PLMs do not perform competitively for this module. One explanation is that for the same NLD in different NLD-Code pairs, some consists of missing key operations while others do not. This observation confirms this task’s high degree of uncertainty and calls for advanced methods.

5.3 CQ Generator Evaluation

Table 6 shows the results of our experiments on CQ generation. Even though we relaxed this task to CQ selection, it remains challenging because models are expected to retrieve CQs that are related to the user’s intent described in the under-specified NLD and ask about the missing part to complement specifications. All examined models fine-tuned on the training set of our dataset for this task have low recalls, which is related to the hypothesis behind the task design that the model should ask about missing information from the NLD. Thus, a lower NLD-CQ lexical overlap than previous studies (Aliannejadi et al., 2019, 2021) is expected, suggesting that asking CQs to generate code is challenging. We also observe that BM25 performs poorly on the task, and models that use BM25 as the negative sampler have lower performance than the ones that rely on uniform probability to choose negative samples. This finding also supports our claim of task’s difficulty, as BM25 ranks CQs based on their lexical similarities with NLD, while CQs as labels have little lexical similarity to NLD.

5.4 Code Generator Evaluation

Table 7 reports the performance of recent code generation models trained using only NLD as the input or NLD with created CQAs using our method. Note that this only serves as proof of concept as CQAs contain operation names in the target source

Type	Category	Example
FP	Taxonomy	NLD: We’ve addressed a lot of the issues holding us back when using a linear model ... Code Line: <code>LCV = LassoCV()</code> Doc: Lasso CV: Lasso linear model with iterative fitting along a regularization path.
FP	Element Pair	NLD: ...we concatenate the two sets while remembering the index so we can split it later again. Code Line: <code>train_features = train.drop(['SalePrice'], axis=1)</code> Doc: drop: Make new Index with passed list of labels deleted.
FN	Argument	NLD: Transforming some numerical variables. Code Line: <code>all_data['MSSubClass'] = all_data['MSSubClass'].apply(str)</code> Doc: apply: Apply a function along an axis of the Data Frame.

Table 4: Examples of predictions in identifying missing key operations. We provide true positive (TP), false positive (FP), and false negative (FN) examples. **Category** refers to the assigned category of correct/incorrect predictions by human evaluation. We highlight the key operation from the line of code and provide corresponding documentation in red. For TP and FP examples, we also highlight the schema element pair from NLD/documentation that yields the highest similarity score.

Model	Acc	Precision	Recall	F1
RoBERTa _{base}	68.31	71.78	82.00	76.55
BART _{base}	72.45	73.53	75.76	74.63
PLBART _{base}	69.87	75.93	76.43	76.18
BERT _{base}	71.93	76.94	79.21	78.06

Table 5: Results of classification need predictors using different pretrained language models.

Model	NS	$R@k(\%)$			
		1	3	5	10
BM25		0.43	0.79	0.79	1.22
BERT _{base}	<i>Rand.</i>	1.69	5.08	9.34	16.80
	<i>BM25</i>	2.40	6.19	9.29	13.91
RoBERTa _{base}	<i>Rand.</i>	9.16	18.01	24.52	34.29
	<i>BM25</i>	0.38	1.24	2.09	4.46
BART _{base}	<i>Rand.</i>	11.64	18.76	23.43	34.17
	<i>BM25</i>	5.07	13.89	17.40	25.20
PLBART _{base}	<i>Rand.</i>	8.98	13.54	17.61	25.39
	<i>BM25</i>	7.02	13.94	16.05	21.69

Table 6: Results of question generator on the test set. Header of columns indicates the k value in $R@k$ in percentages. *NS* refers to the negative sampling strategy.

code, leading to data leakage as the names of the API calls exist in the CQs. We do not use this to evaluate the performance of the entire pipeline.

All models fine-tuned with CQs have higher BLEU scores and EM than models trained with only NLDs as the input. PLBART_{base} shows the largest performance gap of 17.52 in BLEU, 12.72 in CodeBLEU, and 7.74 in EM, suggesting that with the best-performing code generator model being trained and perfect CQs being asked, CQAs do help code generation. Thus, our main idea about interactive code generation models is valid.

Method	BLEU	CodeBLEU	EM(%)
T5 _{base}	7.66	14.66	0.93
T5 _{base} +CQAs	12.76	19.19	2.17
GPT-Neo _{125M}	11.87	24.79	0.00
GPT-Neo _{125M} +CQAs	15.59	27.05	0.00
GPT-Neo _{1.3B}	13.91	26.56	0.00
GPT-Neo _{1.3B} +CQAs	19.39	30.71	0.00
CodeParrot _{110M}	12.72	26.47	0.10
CodeParrot _{110M} +CQAs	17.98	30.83	0.00
CodeParrot _{1.5B}	11.93	26.09	0.10
CodeParrot _{1.5B} +CQAs	17.85	30.80	0.00
CodeT5 _{base}	26.97	32.47	10.84
CodeT5 _{base} +CQAs	38.18	38.55	13.42
PLBART _{base}	21.93	26.14	9.80
PLBART _{base} +CQAs@5	21.98	24.61	8.36
PLBART _{base} +CQAs	39.45	38.86	17.54

Table 7: Generation results without and with created CQAs in our dataset. +CQAs@5 refers to the best result from Table 8.

5.5 Pipeline Evaluation

We use BERT_{base} clarification need predictor, BART_{base} question generator with random negative sampling, and PLBART_{base} trained with CQAs. Besides selecting CQAs from the test sample with CQ included in the top-k ($k \in [1, 3, 5]$) predictions of the question generator. Table 8 reports the results by concatenating the top-k predicted CQs to the NLD as the input without comparing them to CQs from the dataset as the “unanswered clarifications”. With more CQs answered, the model’s performance on all evaluation metrics substantially increased. We also find the opposite trend for “un-answered clarifications” with the model’s performance on all evaluation metrics decreasing as the more CQs are selected, suggesting that with more CQs generated, more noise is introduced from the selected CQs

Selected CQs	BLEU	CodeBLEU	EM(%)
top-1 (w.o. CQAs)	21.06	24.78	5.57
top-1 (w. CQAs)	19.20	22.22	7.33
top-3 (w.o. CQAs)	14.99	24.00	1.44
top-3 (w. CQAs)	21.20	24.01	7.95
top-5 (w.o. CQAs)	11.69	21.70	0.62
top-5 (w. CQAs)	21.98	24.61	8.36

Table 8: Evaluating the whole pipeline using BERT_{base} classifier, BART_{base} question generator, with random negative sampling, and PLBART_{base} trained with CQAs.

instead of more useful information, as code generators are only trained on data with oracle CQAs. The noise associated with “un-answered clarifications” is also related to the PLBART_{base} question selector, which is trained with the random negative sampling strategy. The examined methods work on par in terms of the BLEU score and have lower CodeBLEU and EM compared to PLBART trained with only NLD as the input, which is highly related to the low performance of the question generator.

6 Related Work

CQ generation. Aliannejadi et al. (2019, 2021) define CQs based on facets/aspects of the text input’s topic, guiding annotators to write CQs based on the facet information. Eberhart and McMillan (2022) ask CQs for query refinement based on facets/aspects from existing NLDs in a dataset. Our work is distinguished from the above works as our method does not require a predefined collection of facets/aspects of the text inputs. The advantage of our method is that we collect NLDs as specifications from code. More generally, two main focuses of research work on asking CQs are (i) disambiguation on terms (Xu et al., 2019; Guo et al., 2021) and (ii) providing more information (Rao and Daumé III, 2018; Guo et al., 2021; Majumder et al., 2021; Nakano et al., 2022). With the goal of disambiguation on terms, Xu et al. (2019) utilizes the knowledge base to create CQs that disambiguate different entities that share the same entity names. Guo et al. (2021) included CQs of *coreference resolution* that disambiguates pronouns. Rao and Daumé III (2018); Guo et al. (2021) define CQs to ask for new information missing from a textual input including time. Majumder et al. (2021) ask CQs on missing information from the item description but existing in similar items, defined as missing schema, and Nakano et al. (2022) construct

pseudo-CQs by eliminating a part of a sentence and transform them into CQs and corresponding answers. Our work adopts the definition of CQs as asking for new information and is distinguished from the aforementioned papers by defining new information as key operations for a program code.

Text-to-Code generation. Text-to-code generation was first defined through learning on the parallel corpus of NLD-Code pairs (Allamanis et al., 2015; Miceli Barone and Sennrich, 2017; Yin et al., 2018). To study programming in practice with dependency between different code snippets, Iyer et al. (2018) introduced a more challenging task that studies generation based on NLD and programming context, followed by Agashe et al. (2019) address the task of generating code cells on Jupyter Notebook given previous markdown and code cells. Our work also sources NL-Code pairs collected from Jupyter Notebooks (Liu et al., 2021). Recent research also focuses on generating code utilizing API knowledge or existing source code. Xu et al. (2020) augment data with samples created by documentation. Parvez et al. (2021) retrieve samples from the training set or an archived code database. Zhou et al. (2022) use retrieval-augmented generation approach by retrieving documentation from source code API usage. In contrast, we design the task of retrieving CQs and take interactivity between the model and the user into account.

7 Conclusion

In this paper, we introduced a new challenge of asking clarification questions for code generation for Python, a general-purpose programming language, along with a method to generate a dataset to create clarification questions and answers that do not require annotations over the whole dataset. We release our collected dataset CodeClarQA, which consists of clarification questions and answers on API usage. We further proposed a pipeline system implemented by recent text and code encoders to evaluate model performances on this challenge. Our experimental results confirm that clarification questions and answers are strong information-gathering methods for better generation of code while deciding when to ask clarification questions and what clarification questions to ask to remain challenging. Our dataset and pretrained models for our pipeline will become freely and publicly available to pave the way for future research in these challenges.

8 Limitations and Future Work

Our method of creating CQAs can be scaled to all Python codes that involve heavy API usages, restricted by the nature of GraphGen4Code (Abdelaziz et al., 2021). However, if a similar code knowledge graph generator of another language is developed, our method can also be scaled to the corresponding language. Our method is also limited in identifying specifications missing from the NLD, suggesting potential future work to create CQs about specifications “mentioned but not specified enough” in the NLD.

Other future works include improving clarification questions for higher user engagement and question diversity; studying the lack of user intent completeness beyond the level of operations, e.g., lack of user intent completeness in arguments; and introducing conversational relations between clarification questions.

9 Ethical Concerns

One concern about the data is the issue of copyright. We source the NotebookCDG dataset (Liu et al., 2021) where authors have confirmed that there is no copyright issue in the corresponding 20 Kaggle competitions. We also collect open-source API documentation, thus making sure that there is no concern about the copyright issue. Another concern about the data is that it might include privacy data. However, we believe that our data has a minimum risk of leakage of data with privacy concerns since we only collect data from open-source competitions where data with privacy concerns is not released, and open-source API documentation also has the minimum risk of containing data with privacy concerns.

References

- Ibrahim Abdelaziz, Julian Dolby, Jamie McCusker, and Kavitha Srinivas. 2021. [A toolkit for generating code knowledge graphs](#). In *Proceedings of the 11th on Knowledge Capture Conference, K-CAP ’21*, page 137–144, New York, NY, USA. Association for Computing Machinery.
- Rajas Agashe, Srinivasan Iyer, and Luke Zettlemoyer. 2019. [JulCe: A large scale distantly supervised dataset for open domain context-based code generation](#). In *Proceedings of the 2019 Conference on Empirical Methods in Natural Language Processing and the 9th International Joint Conference on Natural Language Processing (EMNLP-IJCNLP)*, pages 5436–5446, Hong Kong, China. Association for Computational Linguistics.
- Wasi Ahmad, Saikat Chakraborty, Baishakhi Ray, and Kai-Wei Chang. 2021. [Unified pre-training for program understanding and generation](#). In *Proceedings of the 2021 Conference of the North American Chapter of the Association for Computational Linguistics: Human Language Technologies*, pages 2655–2668, Online. Association for Computational Linguistics.
- Mohammad Aliannejadi, Julia Kiseleva, Aleksandr Chuklin, Jeff Dalton, and Mikhail Burtsev. 2021. [Building and evaluating open-domain dialogue corpora with clarifying questions](#). In *Proceedings of the 2021 Conference on Empirical Methods in Natural Language Processing*, pages 4473–4484, Online and Punta Cana, Dominican Republic. Association for Computational Linguistics.
- Mohammad Aliannejadi, Hamed Zamani, Fabio Crestani, and W. Bruce Croft. 2019. [Asking clarifying questions in open-domain information-seeking conversations](#). In *Proceedings of the 42nd International ACM SIGIR Conference on Research and Development in Information Retrieval, SIGIR’19*, page 475–484, New York, NY, USA. Association for Computing Machinery.
- Miltos Allamanis, Daniel Tarlow, Andrew Gordon, and Yi Wei. 2015. [Bimodal modelling of source code and natural language](#). In *Proceedings of the 32nd International Conference on Machine Learning*, volume 37 of *Proceedings of Machine Learning Research*, pages 2123–2132, Lille, France. PMLR.
- Sid Black, Leo Gao, Phil Wang, Connor Leahy, and Stella Biderman. 2021. [GPT-Neo: Large Scale Autoregressive Language Modeling with Mesh-Tensorflow](#). If you use this software, please cite it using these metadata.
- Ricardo Campos, Vítor Mangaravite, Arian Pasquali, Alípio Jorge, Célia Nunes, and Adam Jatowt. 2020. [Yake! keyword extraction from single documents using multiple local features](#). *Inf. Sci.*, 509(C):257–289.
- Shobhit Chaurasia and Raymond J. Mooney. 2017. [Dialog for language to code](#). In *Proceedings of the Eighth International Joint Conference on Natural Language Processing (Volume 2: Short Papers)*, pages 175–180, Taipei, Taiwan. Asian Federation of Natural Language Processing.
- Mark Chen, Jerry Tworek, Heewoo Jun, Qiming Yuan, Henrique Ponde de Oliveira Pinto, Jared Kaplan, Harri Edwards, Yuri Burda, Nicholas Joseph, Greg Brockman, Alex Ray, Raul Puri, Gretchen Krueger, Michael Petrov, Heidy Khlaaf, Girish Sastry, Pamela Mishkin, Brooke Chan, Scott Gray, Nick Ryder, Mikhail Pavlov, Alethea Power, Lukasz Kaiser, Mohammad Bavarian, Clemens Winter, Philippe Tillet, Felipe Petroski Such, Dave Cummings, Matthias Plappert, Fotios Chantzis, Elizabeth Barnes, Ariel Herbert-Voss, William Hebgan

- Guss, Alex Nichol, Alex Paino, Nikolas Tezak, Jie Tang, Igor Babuschkin, Suchir Balaji, Shantanu Jain, William Saunders, Christopher Hesse, Andrew N. Carr, Jan Leike, Josh Achiam, Vedant Misra, Evan Morikawa, Alec Radford, Matthew Knight, Miles Brundage, Mira Murati, Katie Mayer, Peter Welinder, Bob McGrew, Dario Amodei, Sam McCandlish, Ilya Sutskever, and Wojciech Zaremba. 2021. [Evaluating large language models trained on code](#).
- Aakanksha Chowdhery, Sharan Narang, Jacob Devlin, Maarten Bosma, Gaurav Mishra, Adam Roberts, Paul Barham, Hyung Won Chung, Charles Sutton, Sebastian Gehrmann, Parker Schuh, Kensen Shi, Sasha Tsvyashchenko, Joshua Maynez, Abhishek Rao, Parker Barnes, Yi Tay, Noam Shazeer, Vinodkumar Prabhakaran, Emily Reif, Nan Du, Ben Hutchinson, Reiner Pope, James Bradbury, Jacob Austin, Michael Isard, Guy Gur-Ari, Pengcheng Yin, Toju Duke, Anselm Levskaya, Sanjay Ghemawat, Sunipa Dev, Henryk Michalewski, Xavier Garcia, Vedant Misra, Kevin Robinson, Liam Fedus, Denny Zhou, Daphne Ippolito, David Luan, Hyeontaek Lim, Barret Zoph, Alexander Spiridonov, Ryan Sepassi, David Dohan, Shivani Agrawal, Mark Omernick, Andrew M. Dai, Thanumalayan Sankaranarayanan Pillai, Marie Pellat, Aitor Lewkowycz, Erica Moreira, Rewon Child, Oleksandr Polozov, Katherine Lee, Zongwei Zhou, Xuezhi Wang, Brennan Saeta, Mark Diaz, Orhan Firat, Michele Catasta, Jason Wei, Kathy Meier-Hellstern, Douglas Eck, Jeff Dean, Slav Petrov, and Noah Fiedel. 2022. [Palm: Scaling language modeling with pathways](#).
- Jacob Devlin, Ming-Wei Chang, Kenton Lee, and Kristina Toutanova. 2019. [BERT: Pre-training of deep bidirectional transformers for language understanding](#). In *Proceedings of the 2019 Conference of the North American Chapter of the Association for Computational Linguistics: Human Language Technologies, Volume 1 (Long and Short Papers)*, pages 4171–4186, Minneapolis, Minnesota. Association for Computational Linguistics.
- Zachary Eberhart and Collin McMillan. 2022. Generating clarifying questions for query refinement in source code search. *2022 IEEE International Conference on Software Analysis, Evolution and Reengineering (SANER)*, pages 140–151.
- Meiqi Guo, Mingda Zhang, Siva Reddy, and Malihe Alikhani. 2021. [Abg-coQA: Clarifying ambiguity in conversational question answering](#). In *3rd Conference on Automated Knowledge Base Construction*.
- Srinivasan Iyer, Ioannis Konstas, Alvin Cheung, and Luke Zettlemoyer. 2018. [Mapping language to code in programmatic context](#). In *Proceedings of the 2018 Conference on Empirical Methods in Natural Language Processing*, pages 1643–1652, Brussels, Belgium. Association for Computational Linguistics.
- Shuvendu K. Lahiri, Aaditya Naik, Georgios Sakkas, Piali Choudhury, Curtis von Veh, Madanlal Musuvathi, Jeevana Priya Inala, Chenglong Wang, and Jianfeng Gao. 2022. [Interactive code generation via test-driven user-intent formalization](#).
- Mike Lewis, Yinhan Liu, Naman Goyal, Marjan Ghazvininejad, Abdelrahman Mohamed, Omer Levy, Veselin Stoyanov, and Luke Zettlemoyer. 2020. [BART: Denoising sequence-to-sequence pre-training for natural language generation, translation, and comprehension](#). In *Proceedings of the 58th Annual Meeting of the Association for Computational Linguistics*, pages 7871–7880, Online. Association for Computational Linguistics.
- Yujia Li, David Choi, Junyoung Chung, Nate Kushman, Julian Schrittwieser, Rémi Leblond, Tom Eccles, James Keeling, Felix Gimeno, Agustin Dal Lago, Thomas Hubert, Peter Choy, Cyprien de Masson d’Autume, Igor Babuschkin, Xinyun Chen, Po-Sen Huang, Johannes Welbl, Sven Gowal, Alexey Cherepanov, James Molloy, Daniel J. Mankowitz, Esme Sutherland Robson, Pushmeet Kohli, Nando de Freitas, Koray Kavukcuoglu, and Oriol Vinyals. 2022. Competition-level code generation with alphacode. *ArXiv*, abs/2203.07814.
- Xuye Liu, Dakuo Wang, April Wang, Yufang Hou, and Lingfei Wu. 2021. [HACONV: Hierarchical attention based convolutional graph neural network for code documentation generation in Jupyter notebooks](#). In *Findings of the Association for Computational Linguistics: EMNLP 2021*, pages 4473–4485, Punta Cana, Dominican Republic. Association for Computational Linguistics.
- Yinhan Liu, Myle Ott, Naman Goyal, Jingfei Du, Mandar Joshi, Danqi Chen, Omer Levy, Mike Lewis, Luke Zettlemoyer, and Veselin Stoyanov. 2019. [Roberta: A robustly optimized bert pretraining approach](#).
- Bodhisattwa Prasad Majumder, Sudha Rao, Michel Galley, and Julian McAuley. 2021. [Ask what’s missing and what’s useful: Improving clarification question generation using global knowledge](#). In *Proceedings of the 2021 Conference of the North American Chapter of the Association for Computational Linguistics: Human Language Technologies*, pages 4300–4312, Online. Association for Computational Linguistics.
- Antonio Valerio Miceli Barone and Rico Sennrich. 2017. [A parallel corpus of python functions and documentation strings for automated code documentation and code generation](#). In *Proceedings of the Eighth International Joint Conference on Natural Language Processing (Volume 2: Short Papers)*, pages 314–319, Taipei, Taiwan. Asian Federation of Natural Language Processing.
- Yuya Nakano, Seiya Kawano, Koichiro Yoshino, Katsuhito Sudoh, and Satoshi Nakamura. 2022. [Pseudo ambiguous and clarifying questions based on sentence structures toward clarifying question answering system](#). In *Proceedings of the Second DiDoc Workshop on Document-grounded Dialogue*

- and *Conversational Question Answering*, pages 31–40, Dublin, Ireland. Association for Computational Linguistics.
- Erik Nijkamp, Bo Pang, Hiroaki Hayashi, Lifu Tu, Huan Wang, Yingbo Zhou, Silvio Savarese, and Caiming Xiong. 2022. [Codegen: An open large language model for code with multi-turn program synthesis](#).
- Kishore Papineni, Salim Roukos, Todd Ward, and Wei-Jing Zhu. 2002. [Bleu: a method for automatic evaluation of machine translation](#). In *Proceedings of the 40th Annual Meeting of the Association for Computational Linguistics*, pages 311–318, Philadelphia, Pennsylvania, USA. Association for Computational Linguistics.
- Md Rizwan Parvez, Wasi Ahmad, Saikat Chakraborty, Baishakhi Ray, and Kai-Wei Chang. 2021. [Retrieval augmented code generation and summarization](#). In *Findings of the Association for Computational Linguistics: EMNLP 2021*, pages 2719–2734, Punta Cana, Dominican Republic. Association for Computational Linguistics.
- Matt Post. 2018. [A call for clarity in reporting BLEU scores](#). In *Proceedings of the Third Conference on Machine Translation: Research Papers*, pages 186–191, Brussels, Belgium. Association for Computational Linguistics.
- Peng Qi, Yuhao Zhang, Yuhui Zhang, Jason Bolton, and Christopher D. Manning. 2020. [Stanza: A python natural language processing toolkit for many human languages](#). In *Proceedings of the 58th Annual Meeting of the Association for Computational Linguistics: System Demonstrations*, pages 101–108, Online. Association for Computational Linguistics.
- Colin Raffel, Noam Shazeer, Adam Roberts, Katherine Lee, Sharan Narang, Michael Matena, Yanqi Zhou, Wei Li, and Peter J. Liu. 2019. [Exploring the limits of transfer learning with a unified text-to-text transformer](#). *CoRR*, abs/1910.10683.
- Sudha Rao and Hal Daumé III. 2018. [Learning to ask good questions: Ranking clarification questions using neural expected value of perfect information](#). In *Proceedings of the 56th Annual Meeting of the Association for Computational Linguistics (Volume 1: Long Papers)*, pages 2737–2746, Melbourne, Australia. Association for Computational Linguistics.
- Nils Reimers and Iryna Gurevych. 2019. [Sentence-BERT: Sentence embeddings using Siamese BERT-networks](#). In *Proceedings of the 2019 Conference on Empirical Methods in Natural Language Processing and the 9th International Joint Conference on Natural Language Processing (EMNLP-IJCNLP)*, pages 3982–3992, Hong Kong, China. Association for Computational Linguistics.
- Shuo Ren, Daya Guo, Shuai Lu, Long Zhou, Shujie Liu, Duyu Tang, Neel Sundaresan, Ming Zhou, Ambrosio Blanco, and Shuai Ma. 2020. [Codebleu: a method for automatic evaluation of code synthesis](#).
- Stephen Robertson, S. Walker, S. Jones, M. M. Hancock-Beaulieu, and M. Gatford. 1995. [Okapi at trec-3](#). In *Overview of the Third Text REtrieval Conference (TREC-3)*, pages 109–126. Gaithersburg, MD: NIST.
- L. Tunstall, L. von Werra, and T. Wolf. 2022. [Natural Language Processing with Transformers: Building Language Applications with Hugging Face](#). O’Reilly Media.
- Yue Wang, Weishi Wang, Shafiq Joty, and Steven C.H. Hoi. 2021. [CodeT5: Identifier-aware unified pre-trained encoder-decoder models for code understanding and generation](#). In *Proceedings of the 2021 Conference on Empirical Methods in Natural Language Processing*, pages 8696–8708, Online and Punta Cana, Dominican Republic. Association for Computational Linguistics.
- Frank F. Xu, Uri Alon, Graham Neubig, and Vincent Josua Hellendoorn. 2022. [A systematic evaluation of large language models of code](#). In *Proceedings of the 6th ACM SIGPLAN International Symposium on Machine Programming, MAPS 2022*, page 1–10, New York, NY, USA. Association for Computing Machinery.
- Frank F. Xu, Zhengbao Jiang, Pengcheng Yin, Bogdan Vasilescu, and Graham Neubig. 2020. [Incorporating external knowledge through pre-training for natural language to code generation](#). In *Proceedings of the 58th Annual Meeting of the Association for Computational Linguistics*, pages 6045–6052, Online. Association for Computational Linguistics.
- Jingjing Xu, Yuechen Wang, Duyu Tang, Nan Duan, Pengcheng Yang, Qi Zeng, Ming Zhou, and Xu Sun. 2019. [Asking clarification questions in knowledge-based question answering](#). In *Proceedings of the 2019 Conference on Empirical Methods in Natural Language Processing and the 9th International Joint Conference on Natural Language Processing (EMNLP-IJCNLP)*, pages 1618–1629, Hong Kong, China. Association for Computational Linguistics.
- Pengcheng Yin, Bowen Deng, Edgar Chen, Bogdan Vasilescu, and Graham Neubig. 2018. [Learning to mine aligned code and natural language pairs from stack overflow](#). In *International Conference on Mining Software Repositories, MSR*, pages 476–486. ACM.
- Shuyan Zhou, Uri Alon, Frank F. Xu, Zhiruo Wang, Zhengbao Jiang, and Graham Neubig. 2022. [Docprompting: Generating code by retrieving the docs](#).

A Appendix

A.1 Procedure of Extracting Key Operation.

We present our procedure for identifying key operations in Algorithm 1, as a detailed description of §2.1. Given an NLD-Code pair and all source codes from its corresponding notebook, our method first extracts operations for the entire notebook and selects operations corresponding to the code from the NLD-Code pair. We then identify key operations by keeping (i) operations from the same API submodule that have the shortest data flow path and (ii) operations that correspond to the last operation within the same line. Note that we also filter out operations that (i) are print functions, (ii) are numerical operations, and (iii) have no corresponding documentation.

A.2 Examples of Error Types

We analyze predictions of $\text{MPNet}_{\text{base}}^{\text{qa-cos}}$ text encoder using our annotations. Table 9 shows examples of all types of FP and FN predictions that we categorize. We also present in Table 10 the statistics of all FP and FN predictions.

Algorithm 1 Procedure of Extracting Key Operations

```
1: function EXTRACT KEY OPERATIONS AND DOCUMENTS(code_sample, code_notebook)
   ▷Step 1: Parse the code to build the graph and get operations for the notebook.
2:   ops_notebook ← GraphGen4Code(code_notebook).
   ▷Step 2: Find all operations corresponding to code from the NLD-Code pair
3:   ops_sample ← get_ops_sample(code_sample, code_notebook, ops_notebook)
   ▷Step 3: Pop operations of either import functions or numerical operations
4:   for op ∈ ops_sample do
5:     if type(ops_sample) ∈ {import_function, numerical_expression} then
6:       ops_sample.pop(op)
   ▷Step 4: Keep operations that are the last call of the same line of code
7:   for op ∈ ops_sample do
8:     if op is not the last operation of the line then
9:       ops_sample.pop(op)
   ▷Step 5: Pop operations of print functions
10:  for op ∈ ops_sample do
11:    if type(ops_sample) ≠ print_function then
12:      ops_sample.pop(op)
   ▷Step 6: Keep only operations that do not have other operations in its data flow path
13:  key_ops ← []
14:  for op ∈ ops_sample do
15:    if {n | n ∈ ops_sample & n ∈ op.path} = ∅ then
16:      key_ops.append(op)
   ▷Step 7: Extract Documentations and keep only operations with documentation
   documentations ← []
17:  for op ∈ key_ops do
18:    if op has no corresponding documentation then
19:      key_ops.pop(op)
20:    else
21:      op.documentation ← get_documentation(op)
22:  return key_ops
```

Type of Error	Example	Explanation
Taxonomy (FP)	<p>NLD: We've addressed a lot of the issues holding us back when using a linear model...</p> <p>Code Line: <code>LCV = LassoCV()</code></p> <p>Doc: Lasso CV: Lasso linear model with iterative fitting along a regularization path.</p>	Lasso linear model should be distinguished from linear model .
Element Pair (FP)	<p>NLD: ...we concatenate the two sets while remembering the index so we can split it later again.</p> <p>Code Line: <code>train_features = train.drop(['SalePrice'], axis=1)</code></p> <p>Doc: drop: Make new Index with passed list of labels deleted.</p>	Method identify drop as non-missing only by seeing index in both the NLD and the documentation.
Multiple Operations (FP)	<p>NLD: Categorical Features. Let us look at the missing values in categorical features in detail.</p> <p>Code Line: <code>categorical_features.isnull().sum().sort_values(ascending=False)</code></p> <p>Doc: sort values: Sort the Categorical by category value returning a new</p>	Only isnull , sum , sort_values together refer to look at the missing values in categorical features .
Model (FP)	<p>NLD: The variable importances from the boosted model on the reduced dataset.</p> <p>Code Line: <code>sns.set_style('darkgrid')</code></p> <p>Doc: set style: Set the parameters that control the general style of the plots.</p>	Method yields wrong prediction (positive) by comparing dataset and (set , plots , obj).
Argument (FN)	<p>NLD: Transforming some numerical variables.</p> <p>Code Line: <code>all_data['MSSubClass'] = all_data['MSSubClass'].apply(str)</code></p> <p>Doc: apply: Apply a function along an axis of the Data Frame.</p>	apply(str) corresponds to the NLD, not apply itself.
Element Missing (FN)	<p>NLD: The 'Age', 'Cabin', 'Embarked', 'Fare' columns have missing values.</p> <p>Schema: [embarked, missing, columns, age, cabin, fare]</p> <p>Code Line: <code>full['Embarked'].fillna('S', inplace=True)</code></p> <p>Doc: fillna: Fill NA/ NaN values using the specified method.</p> <p>Schema: [(fill, fillna, <i>nsubj</i>), (fill, method, <i>obj</i>)]</p>	Method fails to extract NA and NaN and compare them to missing .
Paraphrase (FN)	<p>NLD: Train again for all data and submit.</p> <p>Code Line: <code>rfc.fit(X_train_all, y_train_all)</code></p> <p>Documentation: fit: Fit the calibrated model.</p>	Model cannot yield high similarity scores between train and fit .
Abbreviation (FN)	<p>NLD: GBDT: .</p> <p>Code Line: <code>gbdt = GradientBoostingClassifier(...)</code></p> <p>Documentation: Gradient Boosting Classifier: Gradient Boosting for classification.</p>	Model cannot yield high similarity scores between gbdt and Gradient Boosting Classifier .

Table 9: Examples of all types of human evaluated errors in the human-annotated validation and test sets. We highlight the key operation from the line of code which we extract documentation furthermore schema in red. For FP predictions, we also highlight the schema element from NLD/documentation that yields the highest similarity score.

Error	Freq		ER (%)	
	Dev	Test	Dev	Test
Taxonomy (FP)	3 (.33)	3 (.50)	7.32	8.57
Element Pair (FP)	3 (.33)	3 (.50)	7.32	8.57
Multiple Operations (FP)	2 (.22)	0 (.00)	4.87	0.00
Model (FP)	1 (.11)	0 (.00)	2.43	0.00
Argument (FN)	4 (.57)	4 (.67)	4.08	4.35
Element Missing (FN)	1 (.14)	1 (.17)	1.02	1.09
Paraphrase (FN)	1 (.14)	1 (.17)	1.02	1.09
Abbreviation (FN)	1 (.14)	0 (.00)	1.02	0.00

Table 10: Statistics of all FP and FN predictions. Freq refers to relative frequency. Error rates (ER) are computed on the corresponding predictions.