

Do CoNLL-2003 Named Entity Taggers Still Work Well in 2023?

Shuheng Liu and Alan Ritter

School of Interactive Computing

Georgia Institute of Technology

sliu775@gatech.edu, alan.ritter@cc.gatech.edu

Abstract

Named Entity Recognition (NER) is an important and well-studied task in natural language processing. The classic CoNLL-2003 English dataset, published almost 20 years ago, is commonly used to train and evaluate named entity taggers. The age of this dataset raises the question of how well these models perform when applied to modern data. In this paper, we present CoNLL++, a new annotated test set that mimics the process used to create the original CoNLL-2003 test set as closely as possible, except with data collected from 2020. Using CoNLL++, we evaluate the generalization of 20+ different models to modern data. We observe that different models have very different generalization behavior. F_1 scores of large transformer-based models which are pre-trained on recent data dropped much less than models using static word embeddings, and RoBERTa-based and T5 models achieve comparable F_1 scores on both CoNLL-2003 and CoNLL++. Our experiments show that achieving good generalizability requires a combined effort of developing larger models and continuing pre-training with in-domain and recent data. These results suggest standard evaluation methodology may have under-estimated progress on named entity recognition over the past 20 years; in addition to improving performance on the original CoNLL-2003 dataset, we have also improved the ability of our models to generalize to modern data.¹

1 Introduction

Progress in natural language processing is, for the most part, measured using performance metrics such as accuracy or F_1 score calculated using static test sets. For example, the top line in Figure 1 illustrates a steady progress on the CoNLL-2003 English NER dataset over 15 years (2005-2020), as measured using published F_1 scores of selected

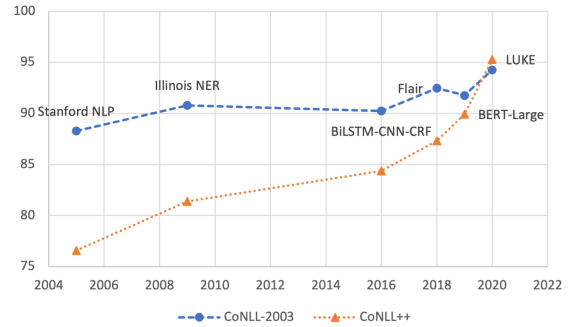


Figure 1: Progress on NER from 2005-2020, as measured using published F_1 scores on the CoNLL-2003 and CoNLL++ English named entity recognition test set. The gap between the two grows smaller as time passes by.

models. Yet, each of these numbers is calculated using the same publicly available test set; this raises several questions. First, how much “progress” can be attributed to adaptive overfitting (Recht et al., 2019; Roelofs et al., 2019; Easterbrook et al., 1991; Gorman and Bedrick, 2019)? Another limitation is that, as test sets age, we don’t really know how well our models will perform when applied to new data. What enables model to perform well on not only benchmarks, but also on future data? This is a matter of practical concern for practitioners who are building NLP systems.

To better understand the extent to which named entity recognition performance degrades due to adaptive overfitting and/or temporal drift (Rijhwani and Preotiuc-Pietro, 2020; Agarwal and Nenkova, 2022), as well as to find the key to better generalization, in this paper we build a new test set, dubbed CoNLL++, which mimics the data collection and annotation process used to create the original CoNLL-2003 test set as closely as possible. Rather than using Reuters news articles from 1996, as in the original dataset, we collect and annotate a new dataset from 2020, while carefully controlling as many other variables as possible.

¹We will release code and datasets to reproduce our experiments.

Dataset	Time	# Tokens	LOC	MISC	ORG	PER	# Unique Tokens	Avg Sentence Length
CoNLL-2003	Dec. 1996	46,435	1668	702	1661	1617	9,489	12.67
CoNLL++	Dec. 2020	46,587	1128	697	1201	981	8,115	23.64

Table 1: Statistics of CoNLL-2003 test set and our CoNLL++. We report the time when the articles were published, the number of tokens, unique tokens and average number of tokens per sentence.²

Using CoNLL++, we then conduct an empirical study of more than 20 NER models that were trained on the original CoNLL-2003 training split. Comparing the performances on the two test sets, we have found that while performance degradation is observed for most models, the extent of the degradation varies significantly across models. Models developed more recently such as RoBERTa (Liu et al., 2019) and T5 (Raffel et al., 2020) are even able to achieve better performance on the new test set.

We conduct further experiments to understand the reasons for the different generalization behaviors. Our results show that different models can have very different generalization when moving to modern test sets. A model that appears to perform well according to a public benchmark from 2003 may or may not be as good when applied to data from 2020, depending on the representations that were used. Simply comparing performance on the original CoNLL-2003 test set does not tell the whole story of progress on named entity recognition over the past 20 years. Surprisingly, we do not find any evidence that models have adaptively overfit to the original test set. Instead, the performance degradation should mainly be attributed to temporal misalignment (Luu et al., 2022) between the pre-training corpora and the test set.

Our analyses show that a good generalization correlates with the model size, model architecture, the amount of training data used, and the pre-training corpora used. We hope that these findings provide insights to the NLP community on how to develop future language models (LMs).

2 Data Collection

The CoNLL-2003 shared task collected English data from the Reuters Corpus, including Reuters

²We notice that our dataset contains fewer entities than CoNLL-2003. This is mainly because there are a number of tabular data, containing information such as results of sports events (e.g. 1. Jesper Ronnback (Sweden) 25.76 points), in CoNLL-2003. Such data greatly contribute to the number of entities. We included further analysis and explanation in the Appendix A.1.

news articles published between Aug. 1996 and Aug. 1997. The test set was collected from December 1996 according to Tjong Kim Sang and De Meulder (2003). However, we found that almost all articles were published between Dec. 5th and 7th, 1996, with one article published on Nov. 29th and another on Dec. 16th.

Our dataset follows this distribution to collect Reuters news articles published between December 5th and 7th, 2020, collected from the Common Crawl Foundation³. We tokenized the data with the same tokenizer used for the CoNLL-2003 corpus, and randomly selected articles to match the total number of tokens in the original dataset.

3 Annotation

Using the BRAT annotation interface (Stenetorp et al., 2012), we labeled CoNLL++, while simultaneously re-annotating the original CoNLL-2003 test set to ensure that CoNLL++ follows the original annotation guidelines and style. Both datasets were divided into individual articles for annotation, and distributed between two authors, where the first author annotated 96.1% of the files and the second annotated 50.0%. The first author’s annotation is used as the gold standard, and articles only annotated by the second author were reviewed and then used as the gold standard.

Our CoNLL-2003 re-annotation achieved a 95.46 F₁ score compared to the original annotation, whereas the current SOTA for automated NER taggers is 94.60 (Wang et al., 2021). This suggests we followed the CoNLL-2003 annotation style closely. The second author’s annotation, when compared to the first author’s, received a 96.23 F₁ score, and token-level Cohen’s Kappa between the two authors is 97.42. Both metrics suggest a high agreement between the two authors’ annotations. Table 1 summarizes the statistics of the two datasets.

4 Experimental Setup

We selected models based on their architectures and pre-training corpora to study how these factors af-

³<http://commoncrawl.org/>

Name	Architecture	Reference	Corpus	Corpus Time	ΔF_1 (%)	Δ Rank
BiLSTM-CRF	GloVe+RNN+CRF	Lample et al. (2016) ⁵	WP	till 2014	-20.25	-7
BiLSTM-CNN	GloVe+RNN	Chiu and Nichols (2016) ⁶	WP	till 2014	-15.09	0
Stanford NLP	CRF	Finkel et al. (2005)	-	-	-13.25	0
SciBERT	BERT	Beltagy et al. (2019)	SS	till 2019*	-8.94	+2
BiLSTM-CNN-CRF	GloVe+RNN+CRF	Ma and Hovy (2016) ⁷	WP	till 2014	-6.52	-1
BiLSTM-CRF-ELMo	ELMo+RNN+CRF	Peters et al. (2018)	1B	till 2011*	-5.72	-7
Flair	GloVe+Flair+RNN+CRF	Akbik et al. (2018)	WP 1B	till 2014* till 2011*	-5.57	-7
Stanza	Flair+RNN	Qi et al. (2020)	1B	till 2011*	-5.19	-8
Pooled Flair	GloVe+Flair+RNN+CRF	Akbik et al. (2019)	WP 1B	till 2014* till 2011*	-4.65	-6
mBERT	BERT	Devlin et al. (2019)	WP	01/2001-2018*	-4.22	-1
GigaBERT	BERT	Lan et al. (2020a)	G5 WP OS	01/2009-12/2010 till 2019* 11/2018	-3.90	0
ALBERT _{Base}	BERT	Lan et al. (2020b)	BP	till 2018*	-3.61	+3
ALBERT _{XXL}	BERT	Lan et al. (2020b)	BP	till 2018*	-2.22	+4
BERT _{Large}	BERT	Devlin et al. (2019)	BC WP	till 2015* 01/2001-2018*	-2.01	+3
XLM-RoBERTa _{Base}	RoBERTa	Conneau et al. (2020)	CC	till 2020*	-0.90	+5
T5 _{Large}	Transformer	Raffel et al. (2020)	C4	04/2019	-0.59	+11
RoBERTa _{Large}	RoBERTa	Liu et al. (2019)	BP CN OW ST	till 2018* 09/2016-02/2019 till 2019* till 2018*	+0.64	+3
T5 _{3B}	Transformer	Raffel et al. (2020)	C4	04/2019	+0.67	+1
Longformer _{Base}	RoBERTa	Beltagy et al. (2020)	BP RP ST RN	till 2018* till 2019 till 2018* 12/2016-03/2019	+1.00	+5
news-RoBERTa _{Base}	RoBERTa	Gururangan et al. (2020)	RP RN	till 2019 12/2016-03/2019	+1.06	+5
Luke _{Large}	RoBERTa+EASA [†]	Yamada et al. (2020)	RP WP	till 2019 till 12/2018	+1.10	0

Table 2: Details about the models selected sorted by ΔF_1 . We list the models’ architectures and word embeddings, the pre-training corpora, and the temporal coverage of the corpora. We report the time that the corpus was published and followed by * if the exact temporal coverage cannot be found. For each model, we report the percentage change in F_1 and the change in ranking. Abbreviations: **BC** = BookCorpus (Zhu et al., 2015), **BP** = BERT Pre-training Corpus, **CC** = CC-100 (Conneau et al., 2020), **CN** = CC-News (Nagel, 2016), **C4** = Colossal Clean Crawled Corpus (Raffel et al., 2020), **G5** = Gigaword5 (Parker et al., 2011), **OS** = OSCAR (Ortiz Suárez et al., 2019), **OW** = OpenWebText (Gokaslan et al., 2019), **RN** = REALNEWS (Zellers et al., 2019), **RP** = RoBERTa Pre-training Corpus, **SS** = Semantic Scholar (Cohan et al., 2019), **ST** = Stories (Trinh and Le, 2018), **WP** = Wikipedia, **1B** = 1B Benchmark (Chelba et al., 2014). [†]Entity-aware self-attention (Yamada et al., 2020).

fect generalizability. None of the models used any pre-training data that temporally overlapped with CoNLL++, eliminating the possibility of articles in CoNLL++ appearing in any pre-training corpus. A list of all models and their implementation details can be found in Table 2.

We adapted the code for Flair and ELMo models from Reiss et al. (2020).⁴ Other RNN models were trained with various GitHub repositories. We fine-tuned the BERT and RoBERTa models using the Hugging Face transformers library (Wolf et al., 2020), except LUKE which we fine-tuned with AllenNLP (Gardner et al., 2018). We fine-tuned T5

to conditionally generate NER tags around named entities (e.g. <per> Barack Obama </per>).

A hyperparameter search was conducted for each model. We followed the recommended search space for a model if available in its publication. Batch sizes and learning rates were mostly chosen from a subset of {8, 16, 32} and {1e-5, 2e-5, 3e-5, 5e-5} respectively. Appendix A.2 offers a complete view of how we conducted the hyperparameter search.

Using the set of hyperparameters with the highest F_1 score on the CoNLL-2003 dev set, we train

⁵Implementation from Jie (2020)

⁶Implementation from Kanakarajan (2019)

⁷Implementation from Reimers and Gurevych (2017)

⁴Reiss et al. (2021)

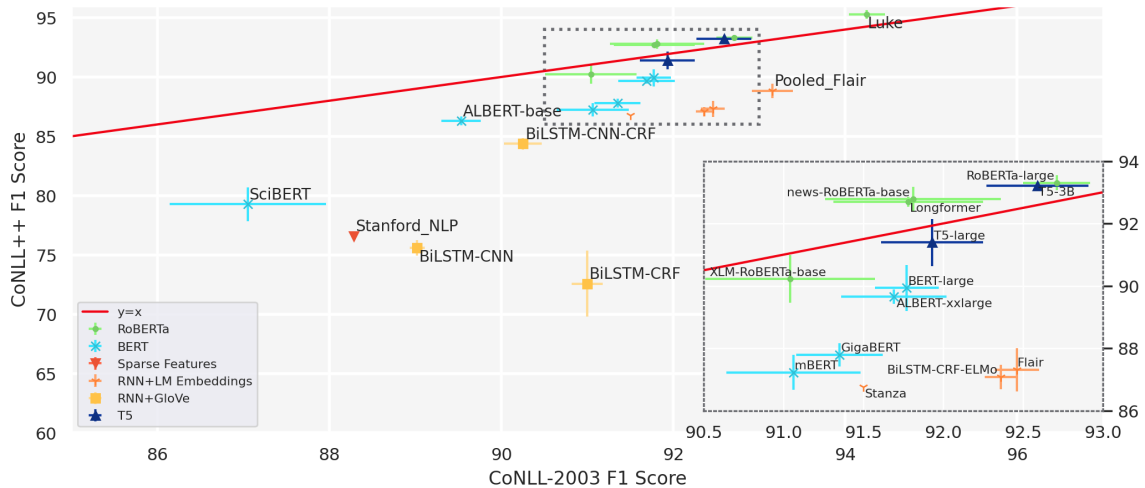


Figure 2: Plot of CoNLL++ F_1 scores against CoNLL-2003 F_1 scores. Each data point represents the average F_1 for each model, and the error bar represents one standard deviation. The red $y = x$ line represents ideal generalization. This figure is best viewed in color.

the models on the CoNLL-2003 train set for 10 epochs, and save the best epoch for evaluation. Each model is evaluated five times with different random seeds on the CoNLL-2003 test set and CoNLL++ to obtain the average F_1 .

We report the percentage change of F_1 and change in relative ranking for each model in the last two columns of Table 2. The results are visualized in Figure 2, and raw F_1 scores are shown in Appendix 5.

5 What Ingredients are Needed for Good Temporal Generalization?

We define a model’s generalization as the percentage change in F_1 score from CoNLL-2003 to CoNLL++, and we evaluate the impact of the following factors on generalization: model size (§ 5.1), model architecture (§ 5.2), in-domain data (§ 5.3) and number of training examples (§ 5.4).

In the sections below, we analyze the effect of these factors to provide insights on the performance changes of the models, and further improving our understanding of building NER models that generalize well to new data.

5.1 Model Size

It has been shown that the size of pre-trained models affects their performance (Kaplan et al., 2020; Raffel et al., 2020). This inspired us to investigate the effect of model size on generalization. We compare the performance of BERT, RoBERTa, ALBERT and T5 models with different sizes on

CoNLL++ and CoNLL-2003. The results are visualized in Figure 3. More details are available in Table 6 in the Appendix.

We observe, from Table 6, that larger models perform better on both test sets, but more importantly, as illustrated in Figure 3, performance degradation on CoNLL++ diminishes or even disappears as the model size grows. The only exception is for RoBERTa-based models, where the base-sized model already achieves comparable performance on the CoNLL++ test set. The results presented in Figure 3 suggest larger model sizes not only increase performance on a static test set, but also help models generalize better to new data.

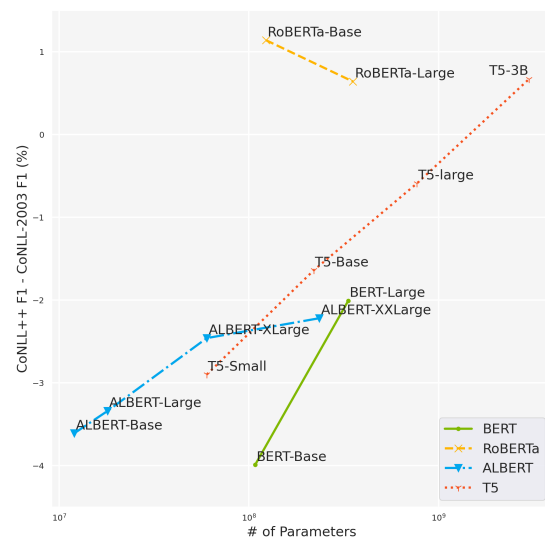


Figure 3: Plot of percentage change in F_1 scores against the number of parameters in log scale.

It is also worth looking at the individual trend of each model family. Whereas T5 models exhibit a linear relationship between the log number of parameters and the performance change, the improvement of ΔF_1 of the ALBERT models diminishes as the size grows larger. Additionally, models having similar number of parameters do not necessarily exhibit similar performance change. For example, BERT_{Base} & RoBERTa_{Base} ($\sim 100M$), ALBERT_{XXLarge} & T5_{Base} ($\sim 220M$) and BERT_{Large} & RoBERTa_{Large} ($\sim 300M$) all have similar sizes, but the performance changes within each pair are different. In contrast, both RoBERTa_{Large} and T5_{3B} achieve a performance increase of $\sim 0.6\%$, but the number of parameters of T5_{3B} is ~ 10 times that of RoBERTa_{Large}. This shows the generalizability of model is also affected by factors other than the size of the model, but with the same architectures, larger models tend to generalize better.

5.2 Model Architecture

Based on the results from Table 2, we also observe that model architecture has a significant impact on generalizability.

Most BERT, RoBERTa and T5 models, have a small performance drop ($\Delta F_1 > -4\%$) on CoNLL++. The performances of RoBERTa_{Large}, news-RoBERTa_{Base}, LUKE and Longformer_{Base} improved on CoNLL++. The fact that most Transformer-based models achieved higher rankings in CoNLL++ also confirms that pre-trained Transformers generalize better to new data.

BiLSTM models with Flair and ELMo embeddings, despite performing very well on CoNLL-2003, show larger performance drops on CoNLL++ ($-5\% > \Delta F_1 > -6\%$), and the performance of BiLSTM+GloVe models drops even more significantly ($\Delta F_1 < -6\%$). Such results show a clear trend that models with Transformer-based architectures generalize better to new data.

5.3 In-Domain Pre-Training Data

We hypothesize that model generalizability is affected by pre-training data, specifically, if the data is in the same domain as the downstream task.

Both CoNLL-2003 and CoNLL++ are comprised of news articles. Based on Table 5, we observe that models pre-trained with news data, such as all RoBERTa-based models, generalize to CoNLL++ better. Longformer_{Base} and news-RoBERTa_{Base} were further pre-trained on

the REALNEWS corpus, and they demonstrate larger improvements on CoNLL++ compared to RoBERTa_{Large}. SciBERT and mBERT were pre-trained on out-of-domain data, and exhibit worse generalization.

However, it is not clear whether such domain-awareness is present in the LSTM-based models. To this end, we trained BiLSTM models with Flair and ELMo embeddings on the REALNEWS corpus (Zellers et al., 2019) and evaluated them on CoNLL++. The results are shown in Table 3.

Name	CoNLL-2003	CoNLL++	ΔF_1 (%)
Flair	92.46 _{0.14}	87.31 _{0.69}	-5.57
Flair _{RN}	90.91 _{0.22}	88.46 _{0.69}	-2.69
Pooled Flair	93.15 _{0.24}	88.82 _{0.60}	-4.65
Pooled Flair _{RN}	92.98 _{0.14}	89.73 _{0.27}	-3.50
ELMo	92.36 _{0.10}	87.08 _{0.39}	-5.72
ELMo _{RN}	92.11 _{0.07}	90.79 _{0.50}	-1.43

Table 3: Performances of the models of different sizes on the CoNLL-2003 test set and the CoNLL++ test set. The performances are F_1 scores calculated by taking the average over five runs and the standard deviations are presented in subscripts.

As both embeddings were initially trained on the 1B Benchmark (Chelba et al., 2014), we randomly sampled 1 billion tokens of data from REALNEWS. We trained the Flair embeddings following the same procedure and configurations detailed in Akbik et al. (2018) to obtain both the forward and backward embeddings. We achieved character level perplexity on the test set of 2.45 for the forward embeddings and 2.46 for the backward embeddings, comparable to the perplexity of 2.42 reported in Akbik et al. (2018). We trained the ELMo embeddings following Peters et al. (2018), which achieved a perplexity of 40.07 on the test set, comparable to the perplexity of 39.7 reported. We used the same training scripts and hyperparameters as our experiments in Section 5.2 for Flair, Pooled Flair and ELMo. The newly trained models are dubbed as Flair_{RN}, Pooled Flair_{RN} and ELMo_{RN}.

It is clearly shown in Table 3 that pre-training on in-domain data improves generalization to new data, reflected by the smaller performance degradation between the CoNLL-2003 and CoNLL++ test sets. Notably, the performance gap for ELMo is reduced to -1.43%, better than that of BERT_{Large}, which is pre-trained on out-of-domain data. We also observe that embeddings trained on REALNEWS suffer small performance drops on the CoNLL-2003 test set, but show an improvement on

CoNLL++. This is possibly due to the fact that the REALNEWS collected news articles from 2016 to 2019, which has a distribution closer to CoNLL++ than the CoNLL-2003 test set.

This observation suggests that the generalizability of both the transformer-based models and the LSTM-based contextualized word embeddings is affected by the domain of the pre-training data. However, even with in-domain data, the LSTM-based models still suffer from performance drops on CoNLL++ as compared to the CoNLL-2003 test set, which suggests that these models may not adapt to the new domain as readily as the transformer-based models.

5.4 Number of Fine-Tuning Examples

The generalizability of a model may also be affected by the size of the fine-tuning dataset. We conducted experiments varying the number of training examples used for fine-tuning from 10% to 100% of the CoNLL-2003 training set. The fine-tuning was done with RoBERTa_{Base} and Flair embeddings using the same experimental setup as in Section 4. We plot the percentage change in F₁ against the number of training examples in Fig 4.

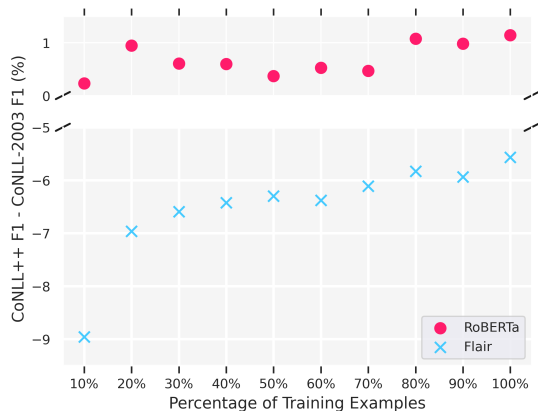


Figure 4: Plot of change in F₁ scores against the amount of training data used in fine-tuning.

Both RoBERTa_{Base} and Flair embeddings show improved generalization as we use more training examples. However, this improvement is more pronounced for Flair than RoBERTa_{Base}. Even with 10% of the training data, RoBERTa_{Base} already shows a positive change in F₁ scores, and increasing the amount of training data to 100% only improves the change by an absolute value of 1%. This is in contrast to Flair, for which increasing the amount of training data from 10% to just 20% can already improve the change by 2%.

The empirical evidence supports our hypothesis that having more training examples can improve the generalizability of the model, but such effect may vary across different models. RoBERTa-based models generalize well to new data even when only a small amount of fine-tuning data is available, whereas Flair benefits much more from having more fine-tuning data.

6 What Causes the Performance Drop Observed for Some Models?

Models in Table 2 show different levels of performance drop, or sometimes performance gain, on the CoNLL++ test set compared to the CoNLL-2003 test set, and it is not entirely clear what causes such difference. We hypothesize two potential causes, namely adaptive overfitting (§ 6.1) and temporal drift (§ 6.2). In this section, we investigate if either of these factors is present.

6.1 Adaptive Overfitting

We first investigate if the performance drop is caused by adaptive overfitting. Roelofs et al. (2019) defined adaptive overfitting as the “overfitting caused by test reuse”, and Recht et al. (2019) studied the phenomenon in the context of ImageNet by measuring the diminishing return on the new test set. We both analyzed the diminishing return, for which we adopt the approach from Recht et al. (2019), and conducted experiments to investigate the effect of test reuse.

6.1.1 Diminishing Return

To measure the diminishing return on the CoNLL++ test set, we can fit a line to the performance of each model in Figure 2, and then calculate its slope. A slope greater than 1 indicates that every unit of improvement on the CoNLL-2003 test set by the development of models translates to more than one unit of improvement on the CoNLL++ test set, i.e. there is no diminishing return, and therefore no adaptive overfitting. The equation of the best-fit line is

$$F_1^{\text{new}} = -162.03 + 2.729 \cdot F_1^{\text{orig}}$$

where F_1^{new} and F_1^{orig} are the F₁ scores on the CoNLL++ and CoNLL-2003 test sets respectively. The slope $2.729 > 1$ indicates that we have not found any diminishing return on the CoNLL++ test set, and therefore no adaptive overfitting.

6.1.2 Test Reuse

If the models are overfitting to the CoNLL-2003 test set due to test reuse, we should see not only a performance degradation on the CoNLL++ test set, but also a performance degradation on a test set that is taken from the same distribution as the CoNLL-2003 test set. Testing on such a test set would rule out the effect of the temporal drift or any other distributional shift, but only focus on the effect of test reuse.

To obtain a new test set that resembles the CoNLL-2003 test set as closely as possible, we re-sampled a new train/dev/test split from the CoNLL-2003 dataset, which we call CoNLL-2003'. Each split contains the same number of articles (marked by "DOCSTART") as its corresponding split in the original CoNLL-2003 dataset. The "new" test set is thus certain to come from the same distribution as the original CoNLL-2003 test. We train and test the models on the new train/dev/test split with the same experimental setup as in Section 4, and report the results in Table 4.

Name	CoNLL-2003	CoNLL-2003'	ΔF_1 (%)
BiLSTM-CRF	91.00 _{0.18}	93.30 _{0.19}	+2.53
BiLSTM-CNN	89.02 _{0.09}	90.58 _{0.57}	+1.75
SciBERT	87.05 _{0.91}	86.97 _{0.84}	-0.09
BiLSTM-CNN-CRF	90.25 _{0.22}	92.61 _{0.29}	+2.95
SpanBERT _{Large}	88.31 _{0.41}	88.49 _{0.86}	+0.20
BiLSTM-CRF-ELMo	92.36 _{0.10}	93.82 _{0.07}	+1.58
Flair	92.46 _{0.14}	93.16 _{0.13}	+0.76
Pooled Flair	93.15 _{0.24}	94.64 _{0.09}	+1.60
mBERT	91.06 _{0.42}	93.61 _{0.33}	+2.80
GigaBERT	91.35 _{0.27}	92.95 _{0.84}	+1.75
ALBERT _{Base}	89.53 _{0.23}	91.64 _{0.17}	+2.36
BERT _{Large}	91.77 _{0.20}	92.20 _{0.85}	+0.47
XLM-RoBERTa _{Base}	91.04 _{0.53}	89.66 _{0.42}	-1.52
T5 _{Large}	91.93 _{0.32}	94.37 _{0.32}	+2.65
RoBERTa _{Large}	92.71 _{0.21}	93.06 _{0.63}	+0.38
Longformer _{Base}	91.78 _{0.47}	94.02 _{0.48}	+2.44
news-RoBERTa _{Base}	91.81 _{0.55}	93.55 _{0.23}	+1.90
Luke	94.25 _{0.21}	96.01 _{0.15}	+1.87

Table 4: F_1 scores of the models on the CoNLL-2003 and the CoNLL-2003' test set.

We only observe SciBERT and XLM-RoBERTa_{Large} models performing slightly worse on the CoNLL-2003' test set, while all other models appear to perform better.

Due to a limited compute budget, we were only able to conduct this experiment on a single new train/dev/test split, so it is possible that the new split happens to be easier than the mean of the distribution. However, this does provide additional evidence models are not overfitting the original CoNLL-2003 test set.

Based on our results in the two sections above, the performance degradation observed on the CoNLL++ test set is likely not caused by adaptive

overfitting.

6.2 Temporal Drift

Previous studies have shown that the performance on NER is affected by how close the test set is to the train set, such as Rijhwani and Preotiu-Pietro (2020) showing such effect on GloVe and Flair embeddings. Agarwal and Nenkova (2022) reported temporal deterioration on GloVe and not RoBERTa, but later mentioned that the temporal overlap between the RoBERTa pre-training corpora of the embeddings and the downstream task posed a challenge to isolate the effect of pre-training corpora.

In this section, we attempt to address how the test performances and generalizability of models are affected by the temporal difference of the pre-training corpora and the test set. Because pre-training a transformer model from scratch is expensive, we continued pre-training from the RoBERTa_{Base} checkpoint, leveraging the findings from Gururangan et al. (2020) that continued pre-training causes the model to adapt to the distribution of the new corpora.

We used the WMT20 English dataset (Barrault et al., 2019), which consists of English news data collected from 2007 to 2021. To avoid temporal overlap, we only used the data from 2007 to 2019 as the pre-training corpora. The data are divided by year, and we preprocessed the data such that the number of tokens contained in each year is the same. We trained the RoBERTa_{Base} model for 3 epochs with the masked language modeling (MLM) objective. Checkpoints from each year were then used for fine-tuning on the CoNLL-2003 dataset, with the same procedure described in Section 4. We evaluated the models on the CoNLL-2003 and CoNLL++ test set, and plot the results in Figure 5. Detailed performances are reported in Table 9 in the Appendix.

The results show a clear trend of performance degradation when the pre-training corpora is temporally distant from the test set. Specifically, the performance on the CoNLL-2003 test set degrades as the time progresses, while the performance on the CoNLL++ test set improves. More importantly, the change in F_1 shows an upward trend, with a correlation coefficients of 0.55, indicating a moderate positive correlation between the performance gap and the year of the pre-training corpora. The results suggest that the performance and generalization on the downstream task are both affected by the tem-

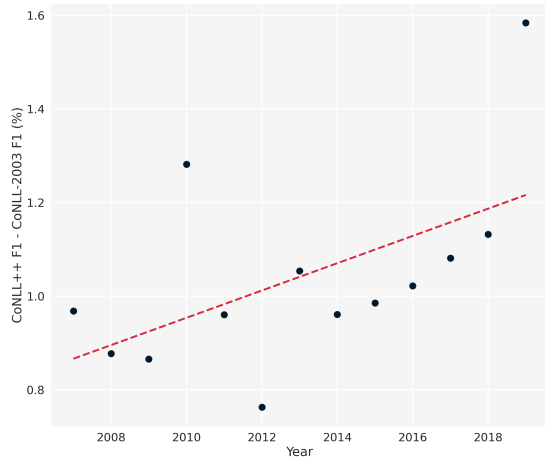


Figure 5: Plot of change in F_1 scores against the year of data used for RoBERTa pretraining.

poral distance of the pre-training corpora and the test set. This explains the better generalizability of models pre-trained on data temporally closer to the CoNLL++ test set, showing that temporal drift is the main driven factor for the different levels of performance degradation.

7 Related Work

How well pre-trained LMs adapt to data from a future time periods has undergone extensive study in recent years. Temporal degradation has been found to be a challenge for many NLP tasks, including language modeling (Lazaridou et al., 2021), NER (Agarwal and Nenkova, 2022; Rijhwani and Preotiuc-Pietro, 2020; Ushio et al., 2022), QA (Dhingra et al., 2022), entity linking (Zaporojets et al., 2022), and others (Luu et al., 2022; Amba Hombaiah et al., 2021). All of this work has found that the performance of LMs degrades as the temporal distance between the training data and the test data increases, sometimes called “temporal misalignment” (Luu et al., 2022). Our work adds to this line of research by studying how different language models developed over the years can generalize to a new NER test set when trained on data from twenty years ago.

Most closely related to our work is Agarwal and Nenkova (2022), who analyzed a Twitter NER dataset (Rijhwani and Preotiuc-Pietro, 2020) over the period 2014-2019, and found no performance deterioration when using RoBERTa-based representations. We build on this line of work by carefully measuring performance deterioration of models trained on the well-known CoNLL-2003 dataset,

when evaluated on modern data. We analyze which factors are necessary for an NER model trained on a 20-year-old dataset to generalize well to modern data. These include model size, time period, domain of the pre-training corpus, model architecture and amount of fine-tuning data. Furthermore, we present evidence in support of the hypothesis that most performance degradation is due to temporal deterioration and not adaptive overfitting on a very well-studied 20-year old dataset.

Prior work has attempted to mitigate temporal degradation, mostly through continuously updating LMs with new data (Jang et al., 2022; Loureiro et al., 2022). Luu et al. (2022) explored this idea but found that temporal adaptation is not as effective as fine-tuning on the data from whose time period the dataset was drawn. In addition, catastrophic forgetting can also be a problem when updating the LMs, to which Dhingra et al. (2022) proposed to train the LMs with an additional temporal objective by conditioning on the year of data, and found that this effectively mitigated catastrophic forgetting. Jang et al. (2022) created a lifelong benchmark for continuous training and evaluating LMs. Our work joins our predecessors in advocating for continuously evaluating newly developed LMs on newly emerged data to ensure their generalizability.

8 Conclusion and Future Directons

In this paper, we present CoNLL++, a CoNLL-style annotated NER test dataset with data from 2020, aiming to study if NER taggers generalize to modern data and what is needed for a good generalization. We evaluated more than 20 models on this dataset and found that models displayed different levels of generalizability based on various factors. Our results show that a good generalization is achieved by having a large transformer-based model, pre-trained on a corpus that is in-domain with and temporally closer to the test set, and fine-tuned on a large amount of data. Our analysis on adaptive overfitting suggests that researchers have been developing recent models that not only perform well on the CoNLL-2003 test set, but also generalize better to new and unseen data. The presence of models with a good performance on the CoNLL-2003 test set but poor generalization suggests the value of annotating more datasets to study how well NLP models generalize to modern data in the future.

Limitations

Our analysis on temporal drift was limited by the fact that the developer of many models in our study did not release the exact time period of the pre-training corpora used. Additionally, models such as BERT and RoBERTa were pre-trained on corpora that could be potentially be temporally close to the CoNLL++ test set.

We acknowledge that having CoNLL++ will not resolve the problem of generalization to modern data. As new data keep emerging, there will always be the question of how well NER models generalize to that new data. We hope that our paper will encourage researchers in the NLP community to continuously annotate new test set to study this problem, so that we ensure the robustness and generalizability of models.

Acknowledgements

This material is based upon work supported by the NSF (IIS-2052498) and IARPA via the BETTER program (2019-19051600004). The views, opinions, and/or findings expressed are those of the author(s) and should not be interpreted as representing the official views or policies of the Department of Defense, IARPA or the U.S. Government.

References

- Oshin Agarwal and Ani Nenkova. 2022. Temporal effects on pre-trained models for language processing tasks. *Transactions of the Association for Computational Linguistics*, 10:904–921.
- Alan Akbik, Tanja Bergmann, and Roland Vollgraf. 2019. Pooled Contextualized Embeddings for Named Entity Recognition. In *Proceedings of the Conference of the North American Chapter of the Association for Computational Linguistics: Human Language Technologies*.
- Alan Akbik, Duncan Blythe, and Roland Vollgraf. 2018. Contextual String Embeddings for Sequence Labeling. In *Proceedings of International Conference on Computational Linguistics*.
- Spurthi Amba Hombaiah, Tao Chen, Mingyang Zhang, Michael Bendersky, and Marc Najork. 2021. Dynamic language models for continuously evolving content. In *Proceedings of the 27th ACM SIGKDD Conference on Knowledge Discovery & Data Mining*, pages 2514–2524.
- Loïc Barrault, Ondřej Bojar, Marta R. Costa-jussà, Christian Federmann, Mark Fishel, Yvette Graham, Barry Haddow, Matthias Huck, Philipp Koehn, Shervin Malmasi, Christof Monz, Mathias Müller, Santanu Pal, Matt Post, and Marcos Zampieri. 2019. Findings of the 2019 conference on machine translation (WMT19). In *Proceedings of the Fourth Conference on Machine Translation (Volume 2: Shared Task Papers, Day 1)*. Association for Computational Linguistics.
- Iz Beltagy, Kyle Lo, and Arman Cohan. 2019. SciBERT: A pretrained language model for scientific text. In *Proceedings of Empirical Methods in Natural Language Processing and the International Joint Conference on Natural Language Processing*.
- Iz Beltagy, Matthew E. Peters, and Arman Cohan. 2020. Longformer: The Long-Document Transformer. *ArXiv*.
- Ciprian Chelba, Tomas Mikolov, Mike Schuster, Qi Ge, T. Brants, Phillip Todd Koehn, and Tony Robinson. 2014. One Billion Word Benchmark for Measuring Progress in Statistical Language Modeling. *ArXiv*.
- Jason P.C. Chiu and Eric Nichols. 2016. Named Entity Recognition with Bidirectional LSTM-CNNs. *Transactions of the Association for Computational Linguistics*.
- Arman Cohan, Waleed Ammar, Madeleine van Zuylen, and Field Cady. 2019. Structural Scaffolds for Citation Intent Classification in Scientific Publications. In *Proceedings of the Conference of the North American Chapter of the Association for Computational Linguistics: Human Language Technologies*.
- Alexis Conneau, Kartikay Khandelwal, Naman Goyal, Vishrav Chaudhary, Guillaume Wenzek, Francisco Guzmán, Edouard Grave, Myle Ott, Luke Zettlemoyer, and Veselin Stoyanov. 2020. Unsupervised Cross-lingual Representation Learning at Scale. In *Proceedings of the Association for Computational Linguistics*.
- Jacob Devlin, Ming-Wei Chang, Kenton Lee, and Kristina Toutanova. 2019. BERT: Pre-training of Deep Bidirectional Transformers for Language Understanding. In *Proceedings of the Conference of the North American Chapter of the Association for Computational Linguistics: Human Language Technologies*.
- Bhuwan Dhingra, Jeremy R Cole, Julian Martin Eisenschlos, Daniel Gillick, Jacob Eisenstein, and William W Cohen. 2022. Time-aware language models as temporal knowledge bases. *Transactions of the Association for Computational Linguistics*, 10:257–273.
- Phillipa J Easterbrook, Ramana Gopalan, JA Berlin, and David R Matthews. 1991. Publication bias in clinical research. *The Lancet*.
- Jenny Rose Finkel, Trond Grenager, and Christopher Manning. 2005. Incorporating Non-local Information into Information Extraction Systems by Gibbs Sampling. In *Proceedings of the Association for Computational Linguistics*.

- Matt Gardner, Joel Grus, Mark Neumann, Oyvind Tafjord, Pradeep Dasigi, Nelson F. Liu, Matthew Peters, Michael Schmitz, and Luke Zettlemoyer. 2018. [AllenNLP: A Deep Semantic Natural Language Processing Platform](#). In *Proceedings of Workshop for NLP Open Source Software (NLP-OSS)*.
- Aaron Gokaslan, Vanya Cohen, Ellie Pavlick, and Stefanie Tellex. 2019. OpenWebText Corpus. <http://Skyllion007.github.io/OpenWebTextCorpus>.
- Kyle Gorman and Steven Bedrick. 2019. We Need to Talk about Standard Splits. In *Proceedings of the Association for Computational Linguistics*.
- Suchin Gururangan, Ana Marasović, Swabha Swayamdipta, Kyle Lo, Iz Beltagy, Doug Downey, and Noah A. Smith. 2020. [Don't Stop Pretraining: Adapt Language Models to Domains and Tasks](#). In *Proceedings of the Association for Computational Linguistics*.
- Joel Jang, Seonghyeon Ye, Changho Lee, Sohee Yang, Joongbo Shin, Janghoon Han, Gyeonghun Kim, and Minjoon Seo. 2022. Temporalwiki: A lifelong benchmark for training and evaluating ever-evolving language models.
- Allan Jie. 2020. [Allanj/pytorch_neural_crf: Pytorch implementation of LSTM/Bert-CRF for named entity recognition](#).
- Kamal Raj Kanakarajan. 2019. [Kamalkraj/named-entity-recognition-with-bidirectional-LSTM-CNNs: Named-entity-recognition-with-bidirectional-LSTM-CNNs](#).
- Jared Kaplan, Sam McCandlish, Tom Henighan, Tom B. Brown, Benjamin Chess, Rewon Child, Scott Gray, Alec Radford, Jeffrey Wu, and Dario Amodei. 2020. [Scaling Laws for Neural Language Models](#). *CoRR*, abs/2001.08361.
- Guillaume Lample, Miguel Ballesteros, Sandeep Subramanian, Kazuya Kawakami, and Chris Dyer. 2016. [Neural Architectures for Named Entity Recognition](#). In *Proceedings of the Conference of the North American Chapter of the Association for Computational Linguistics: Human Language Technologies*.
- Wuwei Lan, Yang Chen, Wei Xu, and Alan Ritter. 2020a. [An Empirical Study of Pre-trained Transformers for Arabic Information Extraction](#). In *Proceedings of Empirical Methods in Natural Language Processing*.
- Zhenzhong Lan, Mingda Chen, Sebastian Goodman, Kevin Gimpel, Piyush Sharma, and Radu Soricut. 2020b. [ALBERT: A Lite BERT for Self-supervised Learning of Language Representations](#). In *Proceedings of International Conference on Learning Representation*.
- Angeliki Lazaridou, Adhi Kuncoro, Elena Gribovskaya, Devang Agrawal, Adam Liska, Tayfun Terzi, Mai Gimenez, Cyprien de Masson d'Autume, Tomas Kocisky, Sebastian Ruder, et al. 2021. Mind the gap: Assessing temporal generalization in neural language models. *Advances in Neural Information Processing Systems*, 34:29348–29363.
- Yinhan Liu, Myle Ott, Naman Goyal, Jingfei Du, Mandar Joshi, Danqi Chen, Omer Levy, Mike Lewis, Luke Zettlemoyer, and Veselin Stoyanov. 2019. [RoBERTa: A Robustly Optimized BERT Pretraining Approach](#). *CoRR*.
- Daniel Loureiro, Francesco Barbieri, Leonardo Neves, Luis Espinosa Anke, and Jose Camacho-collados. 2022. [TimeLMs: Diachronic language models from Twitter](#). In *Proceedings of the 60th Annual Meeting of the Association for Computational Linguistics: System Demonstrations*, pages 251–260, Dublin, Ireland. Association for Computational Linguistics.
- Kelvin Luu, Daniel Khashabi, Suchin Gururangan, Karishma Mandyam, and Noah Smith. 2022. [Time Waits for No One! Analysis and Challenges of Temporal Misalignment](#). In *Proceedings of the 2022 Conference of the North American Chapter of the Association for Computational Linguistics: Human Language Technologies*.
- Xuezhe Ma and Eduard Hovy. 2016. [End-to-end Sequence Labeling via Bi-directional LSTM-CNNs-CRF](#). In *Proceedings of the Association for Computational Linguistics*.
- Sebastian Nagel. 2016. [CC-News](#).
- Pedro Javier Ortiz Suárez, Benoît Sagot, and Laurent Romary. 2019. [Asynchronous pipelines for processing huge corpora on medium to low resource infrastructures](#). In *Proceedings of the Workshop on Challenges in the Management of Large Corpora*.
- Robert Parker, David Graff, Junbo Kong, Ke Chen, and Kazuaki Maeda. 2011. [English Gigaword Fifth Edition LDC2011T07](#).
- Matthew E. Peters, Mark Neumann, Mohit Iyyer, Matt Gardner, Christopher Clark, Kenton Lee, and Luke Zettlemoyer. 2018. [Deep Contextualized Word Representations](#). In *Proceedings of the Conference of the North American Chapter of the Association for Computational Linguistics: Human Language Technologies*.
- Peng Qi, Yuhao Zhang, Yuhui Zhang, Jason Bolton, and Christopher D. Manning. 2020. [Stanza: A Python Natural Language Processing Toolkit for Many Human Languages](#). In *Proceedings of the Association for Computational Linguistics*.
- Colin Raffel, Noam Shazeer, Adam Roberts, Katherine Lee, Sharan Narang, Michael Matena, Yanqi Zhou, Wei Li, and Peter J. Liu. 2020. [Exploring the Limits of Transfer Learning with a Unified Text-to-Text Transformer](#). *Journal of Machine Learning Research*.

- Benjamin Recht, Rebecca Roelofs, Ludwig Schmidt, and Vaishaal Shankar. 2019. Do ImageNet Classifiers Generalize to ImageNet? In *Proceedings of International Conference on Machine Learning*.
- Nils Reimers and Iryna Gurevych. 2017. [Reporting Score Distributions Makes a Difference: Performance Study of LSTM-networks for Sequence Tagging](#). In *Proceedings of Empirical Methods in Natural Language Processing*.
- Fred Reiss, Karthik Muthuraman, Zachary Eichenberger, Brian Cutler, and Hong Xu. 2021. [CODAIT/identifying-incorrect-labels-in-CONLL-2003: Research into identifying and correcting incorrect labels in the CONLL-2003 corpus](#).
- Frederick Reiss, Hong Xu, Bryan Cutler, Karthik Muthuraman, and Zachary Eichenberger. 2020. [Identifying Incorrect Labels in the CoNLL-2003 Corpus](#). In *Proceedings of Conference on Computational Natural Language Learning*.
- Shruti Rijhwani and Daniel Preotiuc-Pietro. 2020. [Temporally-Informed Analysis of Named Entity Recognition](#). In *Proceedings of the Association for Computational Linguistics*.
- Rebecca Roelofs, Sara Fridovich-Keil, John Miller, Vaishaal Shankar, Moritz Hardt, Benjamin Recht, and Ludwig Schmidt. 2019. A Meta-Analysis of Overfitting in Machine Learning. In *Proceedings of the 33rd International Conference on Neural Information Processing Systems*.
- Pontus Stenetorp, Sampo Pyysalo, Goran Topić, Tomoko Ohta, Sophia Ananiadou, and Jun'ichi Tsujii. 2012. [brat: a Web-based Tool for NLP-Assisted Text Annotation](#). In *Proceedings of the European Chapter of the Association for Computational Linguistics*.
- Erik F. Tjong Kim Sang and Fien De Meulder. 2003. [Introduction to the CoNLL-2003 Shared Task: Language-Independent Named Entity Recognition](#). In *Proceedings of the Seventh Conference on Natural Language Learning at HLT-NAACL 2003*.
- Trieu H. Trinh and Quoc V. Le. 2018. [A Simple Method for Commonsense Reasoning](#).
- Asahi Ushio, Francesco Barbieri, Vitor Sousa, Leonardo Neves, and Jose Camacho-Collados. 2022. [Named entity recognition in Twitter: A dataset and analysis on short-term temporal shifts](#). In *Proceedings of the 2nd Conference of the Asia-Pacific Chapter of the Association for Computational Linguistics and the 12th International Joint Conference on Natural Language Processing (Volume 1: Long Papers)*, pages 309–319, Online only. Association for Computational Linguistics.
- Xinyu Wang, Yong Jiang, Nguyen Bach, Tao Wang, Zhongqiang Huang, Fei Huang, and Kewei Tu. 2021. [Automated Concatenation of Embeddings for Structured Prediction](#). In *Proceedings of the 59th Annual Meeting of the Association for Computational Linguistics and the 11th International Joint Conference on Natural Language Processing*.
- Thomas Wolf, Lysandre Debut, Victor Sanh, Julien Chaumond, Clement Delangue, Anthony Moi, Pierric Cistac, Tim Rault, Remi Louf, Morgan Funtowicz, Joe Davison, Sam Shleifer, Patrick von Platen, Clara Ma, Yacine Jernite, Julien Plu, Canwen Xu, Teven Le Scao, Sylvain Gugger, Mariama Drame, Quentin Lhoest, and Alexander Rush. 2020. [Transformers: State-of-the-Art Natural Language Processing](#). In *Proceedings of Empirical Methods in Natural Language Processing*.
- Ikuya Yamada, Akari Asai, Hiroyuki Shindo, Hideaki Takeda, and Yuji Matsumoto. 2020. [LUKE: Deep Contextualized Entity Representations with Entity-aware Self-attention](#). In *Proceedings of Empirical Methods in Natural Language Processing*.
- Klim Zaporozhets, L-A Kaffee, Thomas Demeester, Chris Develder, and I Augenstein. 2022. [Tempel: Linking dynamically evolving and newly emerging entities](#). In *NeurIPS2022, the 36th Conference on Neural Information Processing Systems*.
- Rowan Zellers, Ari Holtzman, Hannah Rashkin, Yonatan Bisk, Ali Farhadi, Franziska Roesner, and Yejin Choi. 2019. [Defending Against Neural Fake News](#). In *NeurIPS*.
- Yukun Zhu, Ryan Kiros, Richard S. Zemel, Ruslan Salakhutdinov, Raquel Urtasun, Antonio Torralba, and Sanja Fidler. 2015. [Aligning Books and Movies: Towards Story-Like Visual Explanations by Watching Movies and Reading Books](#). *2015 IEEE International Conference on Computer Vision (ICCV)*.

A Appendix

A.1 Tabular Data in CoNLL-2003

We found a significant amount of documents in the CoNLL-2003 test set that list the outcomes of various sports events, which contributes to the larger proportion of named entities in Table 1. These documents appear as though they may have been intended for display on news tickers.¹ We present an example below.

```
SOCCER SHOWCASE-BETTING ON
REAL MADRID V BARCELONA .
MADRID 1996-12-06
William Hill betting on Saturday 's
Spanish first division match between Real
Madrid and Barcelona :
To win : 6-5 Real Madrid ; 7-4 Barcelona
Draw : 9-4
Correct score :
Real Madrid to win Barcelona to win
1-0 13-2 1-0 15-2
2-0 9-1 2-0 12-1
2-1 8-1 2-1 10-1
3-0 20-1 3-0 28-1
3-1 16-1 3-1 22-1
3-2 25-1 3-2 25-1
4-0 50-1 4-0 100-1
4-1 40-1 4-1 80-1
4-2 50-1 4-2 80-1
Draw :
0-0 8-1
1-1 11-2
2-2 14-1
3-3 50-1
Double result :
half-time full-time
5-2 Real Madrid Real Madrid
14-1 Real Madrid Draw
28-1 Real Madrid Barcelona
5-1 Draw Real Madrid
4-1 Draw Draw
11-2 Draw Barcelona
25-1 Barcelona Real Madrid
14-1 Barcelona Draw
4-1 Barcelona Barcelona
First goalscorer of match :
Real Madrid Barcelona
9-2 Davor Suker 9-2 Ronaldo
5-1 Pedrag Mijatovic 7-1 Luis Figo
```

```
7-1 Raul Gonzalez 7-1 Juan Pizzi
12-1 Fernando Redondo 9-1 Giovanni
14-1 Victor Sanchez 12-1 Guillermo
Amor
16-1 Jose Amavisca 14-1 Roger Garcia
16-1 Manolo Sanchis 14-1 Gheorghe
Popescu
16-1 Roberto Carlos 16-1
JosepGuardiola
20-1 Fernando Hierro 20-1 Ivan de
laPena
20-1 Luis Milla 25-1 Luis
Enrique
33-1 Fernando Sanz 25-1
AbelardoFernandez
40-1 Carlos Secretario 28-1 Sergi Barjuan
40-1 Rafael Alkorta 33-1 Albert
Ferrer
40-1 Chendo Porlan 33-1 Miguel Nadal
40-1
Laurent Blanc
```

Being one of the 231 articles (0.43%) in the CoNLL-2003 test set, this article contains 59 (1.04%) named entities, including 23 ORG (1.38%), 34 PER (2.10%), 1 LOC and 1 MISC. We counted that there are in total 71 (30.7%) such files which contribute to 872 ORG (52.5%), 889 PER (55.0%), 657 LOC (39.4%) and 159 MISC (22.6%).

Additionally, as each line is considered to be a sentence in CoNLL-2003 dataset (separated by an empty line in the original format), and as items by spaces are considered to be tokens, this also demonstrates why the average token per sentence is much lower in CoNLL-2003 than in CoNLL++. The tabular data contains much shorter sentences in plethora, which significantly lowers the average token per sentence.

A.2 Hyperparameter Search

In this section, we include the details on how we conducted the hyperparameter search for the transformer-based models. We trained most models with different sets of hyperparameters for 10 epochs and save the checkpoints that achieved the highest dev F_1 score. For each model, we compare performance on the dev set of checkpoints trained with different hyperparameters and select the set of hyperparameters with the best performance.

We tuned the learning rate and batch sizes for

¹https://en.wikipedia.org/wiki/News_ticker

all models. If the instructions on how to tune the hyperparameters for a model are stated in its publication, we followed the instructions as closely as possible. Otherwise, we would tune the model using a default set of hyperparameters, where `learning_rate = {1e-5, 2e-5, 3e-5, 5e-5}` and `batch_size = {8, 16, 32}`. Here we only list models for which we did not use the default set of hyperparameters.

- ALBERT:
 - `learning_rate = {1e-5, 2e-5, 3e-5, 5e-5}`
 - `batch_size = {16, 32, 48, 128}`
- GigaBERT:
 - `learning_rate = {1e-5, 2e-5, 5e-5, 1e-4}`
 - `batch_size = {4, 8, 16, 32}`
- Longformer:
 - `learning_rate = {1e-5, 2e-5, 3e-5, 5e-5}`
 - `batch_size = {16, 32}`
 - `total_num_epoch = 15`
- `news_roberta_base`:
 - `learning_rate = {1e-5, 2e-5, 3e-5}`
 - `batch_size = {16, 32}`
- XLM-RoBERTa:
 - `learning_rate = {1e-5, 2e-5, 3e-5, 5e-5}`
 - `batch_size = {16, 32}`
- T5:
 - `learning_rate = {2e-5, 3e-5, 5e-5, 1e-4}`
 - `batch_size = {4, 8}`

A.3 Detailed Results

In this section, we include all the performance statistics.

A.3.1 CoNLL-2003 vs CoNLL++

Table 5 shows the performance statistics of all models on the CoNLL++ and CoNLL-2003 test sets.

A.3.2 Model Size

Table 6 includes the results from Section 5.1, showing the performance statistics of BERT-based, ALBERT-based, RoBERTa-based, and T5-based models with various sizes on the CoNLL-2003 and CoNLL++ test set. One side note is that our results also confirms the previous findings that the performance on a downstream task has a positive correlation with the model size.

Name	CoNLL-2003 Test	CoNLL++	ΔF_1 (%)
BILSTM-CRF	91.00 _{0,18}	72.57 _{2,78}	-20.25
BILSTM-CNN	89.02 _{0,09}	75.59 _{0,66}	-15.09
Stanford NLP	88.28	76.58	-13.25
SciBERT	87.05 _{0,91}	79.27 _{1,43}	-8.94
BILSTM-CNN-CRF	90.25 _{0,22}	84.37 _{0,49}	-6.52
SpanBERT _{Large}	88.31 _{0,41}	84.06 _{0,54}	-6.52
BILSTM-CRF-ELMo	92.36 _{0,10}	87.08 _{0,39}	-5.72
Flair	92.46 _{0,14}	87.31 _{0,69}	-5.57
Stanza	91.50	86.75	-5.19
Pooled Flair	93.15 _{0,24}	88.82 _{0,60}	-4.65
mBERT	91.06 _{0,42}	87.22 _{0,56}	-4.22
GigaBERT	91.35 _{0,27}	87.79 _{0,37}	-3.90
ALBERT _{Base}	89.53 _{0,23}	86.30 _{0,39}	-3.61
BERT _{Large}	91.77 _{0,20}	89.93 _{0,74}	-2.01
XLM-RoBERTa _{Base}	91.04 _{0,53}	90.22 _{0,77}	-0.90
T5 _{Large}	91.93 _{0,32}	91.39 _{0,75}	-0.59
RoBERTa _{Large}	92.71 _{0,21}	93.30 _{0,24}	+0.64
Longformer _{Base}	91.78 _{0,47}	92.70 _{0,16}	+1.00
news-RoBERTa _{Base}	91.81 _{0,55}	92.78 _{0,40}	+1.06
Luke	94.25 _{0,21}	95.29 _{0,37}	+1.10

Table 5: Detailed performances of the models on the CoNLL-2003 test set and the CoNLL++ test set, ranked by the ΔF_1 . The performances are F_1 scores calculated by taking the average over five runs and the standard deviations are presented in subscripts. The best results are highlighted in bold.

Name	# Parameters	CoNLL-2003	CoNLL++	ΔF_1 (%)
BERT _{Base}	108M	91.38 _{0,33}	87.73 _{0,51}	-3.99
BERT _{Large}	334M	91.77 _{0,20}	89.93 _{0,74}	-2.01
RoBERTa _{Base}	123M	92.08 _{0,22}	93.13 _{0,31}	+1.14
RoBERTa _{Large}	354M	92.71 _{0,21}	93.30 _{0,24}	+0.64
ALBERT _{Base}	12M	89.53 _{0,23}	86.30 _{0,39}	-3.61
ALBERT _{Large}	18M	90.46 _{0,21}	87.44 _{0,47}	-3.34
ALBERT _{XLarge}	60M	90.80 _{0,17}	88.57 _{1,03}	-2.46
ALBERT _{XXLarge}	235M	91.69 _{0,33}	89.65 _{0,23}	-2.22
T5 _{Small}	60M	88.94 _{0,32}	86.36 _{0,08}	-2.90
T5 _{Base}	220M	91.55 _{0,27}	90.05 _{0,45}	-1.64
T5 _{Large}	770M	91.93 _{0,32}	91.39 _{0,75}	-0.59
T5 _{3B}	3B	92.59 _{0,32}	93.21 _{0,09}	+0.67

Table 6: Performances of the models of different sizes on the CoNLL-2003 test set and the CoNLL++ test set. The performances are F_1 scores calculated by taking the average over five runs and the standard deviations are presented in subscripts.

A.3.3 Number of Fine-Tuning Examples

Table 7 and Table 8 show the results from Section 5.4 of the RoBERTa-based and Flair-based models on the two test sets respectively when varying the number of examples fine-tuned on.

A.3.4 Temporal Drift

Table 9 show the results from Section 6.2. The “Year” column indicates the time period from which the data used for continued pre-training on RoBERTa_{Base} was used.

Training Example	CoNLL-2003	CoNLL++	ΔF_1 (%)
10%	88.28 _{0.38}	88.49 _{0.67}	+0.24
20%	90.23 _{0.30}	91.08 _{0.47}	+0.94
30%	90.81 _{0.21}	91.36 _{0.40}	+0.61
40%	91.10 _{0.12}	91.64 _{0.48}	+0.59
50%	91.42 _{0.15}	91.76 _{0.49}	+0.37
60%	91.45 _{0.27}	91.93 _{0.34}	+0.52
70%	91.82 _{0.10}	92.25 _{0.34}	+0.47
80%	91.98 _{0.15}	92.97 _{0.46}	+1.07
90%	92.04 _{0.20}	92.94 _{0.50}	+0.98

Table 7: Performances of RoBERTa_{Base} on the CoNLL-2003 test set and the CoNLL++ test set when varying the percentage of training examples used. The performances are F_1 scores calculated by taking the average over five runs and the standard deviations are presented in subscripts.

Training Example	CoNLL-2003	CoNLL++	ΔF_1 (%)
10%	86.90 _{0.15}	79.11 _{0.53}	-8.96
20%	88.42 _{0.45}	82.26 _{0.67}	-6.96
30%	89.04 _{0.24}	83.17 _{0.71}	-6.59
40%	89.74 _{0.11}	83.98 _{0.49}	-6.43
50%	90.15 _{0.13}	84.47 _{0.26}	-6.30
60%	90.40 _{0.28}	84.64 _{0.74}	-6.38
70%	90.62 _{0.16}	85.08 _{0.83}	-6.11
80%	90.68 _{0.16}	85.39 _{0.62}	-5.83
90%	90.84 _{0.17}	85.44 _{0.46}	-5.94

Table 8: Performances of Flair on the CoNLL-2003 test set and the CoNLL++ test set when varying the percentage of training examples used.

Year	CoNLL-2003	CoNLL++	ΔF_1 (%)
2007	91.96 _{0.44}	92.85 _{0.31}	+0.97
2008	91.88 _{0.09}	92.69 _{0.17}	+0.88
2009	92.24 _{0.17}	93.10 _{0.11}	+0.87
2010	91.92 _{0.25}	93.10 _{0.41}	+1.28
2011	92.07 _{0.35}	92.95 _{0.15}	+0.96
2012	92.07 _{0.34}	92.77 _{0.33}	+0.76
2013	91.87 _{0.23}	92.84 _{0.27}	+1.05
2014	92.01 _{0.32}	92.89 _{0.21}	+0.96
2015	91.95 _{0.29}	92.92 _{0.63}	+0.99
2016	91.98 _{0.23}	92.92 _{0.26}	+1.02
2017	91.93 _{0.13}	92.93 _{0.18}	+1.08
2018	91.89 _{0.38}	92.93 _{0.44}	+1.13
2019	91.80 _{0.29}	93.25 _{0.44}	+1.58

Table 9: Performances of different checkpoints obtained by continued pre-training RoBERTa_{Base} with data from different years on the CoNLL-2003 test set and CoNLL++.