

Human-in-the-loop Evaluation for Early Misinformation Detection: A Case Study of COVID-19 Treatments

Ethan Mendes, Yang Chen, Alan Ritter, Wei Xu

School of Interactive Computing

Georgia Institute of Technology

{emendes3, yangc}@gatech.edu

{alan.ritter, wei.xu}@cc.gatech.edu

Abstract

We present a human-in-the-loop evaluation framework for fact-checking novel misinformation claims and identifying social media messages that violate relevant policies. Our approach extracts structured representations of check-worthy claims, which are aggregated and ranked for review. Stance classifiers are then used to identify tweets supporting novel misinformation claims, which are further reviewed to determine whether they violate relevant policies. To demonstrate the feasibility of our approach, we develop a baseline system based on modern NLP methods for human-in-the-loop fact-checking in the domain of COVID-19 treatments. Using our baseline system, we show that human fact-checkers can identify 124 tweets per hour that violate Twitter’s policies on COVID-19 misinformation. We will make our code, data, and detailed annotation guidelines available to support the evaluation of human-in-the-loop systems that identify novel misinformation directly from raw user-generated content.

1 Introduction

As more people get information from social networking websites such as Facebook and Twitter, misinformation has become a serious problem. To address this, social media companies currently spend billions of dollars on content moderation.¹ Prior work on developing natural language processing systems to help combat misinformation has, for the most part, focused on individual sub-tasks in isolation (Guo et al., 2022), including claim detection, evidence retrieval and stance classification. Very little prior work has attempted to perform early detection of novel misinformation claims, which is crucial for supporting early interventions, such as pre-bunking (Lewandowsky and Van Der Linden, 2021).

¹<https://www.cnbc.com/2021/02/27/content-moderation-on-social-media.html>

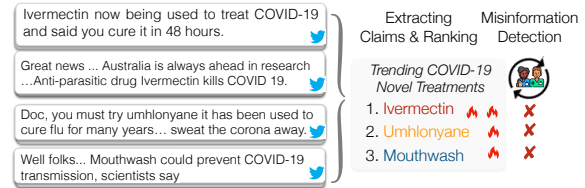


Figure 1: An example of discovering novel COVID-19 treatments from raw tweets and aggregating a list of popular trending treatments, which enables early misinformation detection and validation by trained fact-checkers.

In this paper, we present a novel end-to-end framework for the problem of identifying misinformation on social media, building on top of extensive prior work in this area. Our work fills an important gap in the literature, by showing how it is possible to construct a realistic end-to-end evaluation that supports early detection of novel rumors directly from raw tweets, rather than relying on existing fact-checking resources such as Snopes. Instead of classifying individual tweets as rumorous or not, we extract structured representations of claims, which are aggregated and ranked. Trending claims are reviewed by fact-checkers in a human-in-the-loop evaluation. Tweets that are automatically classified as supporting novel misinformation claims are then reviewed to determine whether they violate relevant policies.

We validate our methodology for end-to-end human-in-the-loop misinformation detection on the domain of COVID-19 treatments. COVID-19 treatments make an ideal testbed for human-in-the-loop misinformation extraction because Twitter has clearly defined policies in this area, providing readily available guidelines for a realistic human evaluation of the system’s output.²

While our approach does require domain-specific information extraction models to extract

²<https://help.twitter.com/en/rules-and-policies/medical-misinformation-policy>

structured representations of novel misinformation claims for easy aggregation and review, there is significant prior work on event extraction that can be adapted to extract check-worthy claims (Ritter et al., 2012; Luan et al., 2019; Du and Cardie, 2020). Furthermore, we argue content moderators or fact-checkers are likely to be more effective when focusing on one claim type at a time (e.g. COVID treatments, election integrity, vaccine effectiveness, etc.), rather than reviewing a mixture of claims on multiple topics.

In this paper, we take a significant step forward relative to prior work by presenting a human-in-the-loop evaluation framework to measure a system’s capabilities for detecting novel check-worthy claims (rather than tweets) *in the wild* (see Figure 2). We focus on novel claims automatically discovered by modern NLP methods, rather than relying on known claims that have already been identified by fact-checkers in our evaluation. More importantly, we consider not only the *accuracy* but also the *timeliness* and *volume* of misinformation claims identified by a system given a collection of raw tweets. We argue that this is a more realistic experimental setup because (1) human expertise is vital in verifying truthfulness (Nakov et al., 2021) and (2) it is more effective for humans to fact-check aggregated claims before proceeding to inspect individual tweets to determine whether they violate specific misinformation policies.

2 Related Work

We summarize the most relevant related work below. See also the excellent surveys written by Nakov et al. (2021) and Guo et al. (2022) recently. Due to space limitations, we only highlight the most relevant work.

2.1 Detecting Check-worthy Claims

One of the most related works to ours is the CLEF-2022 CheckThat shared-task (Nakov et al., 2022), which evaluates three sub-tasks automatically and separately: (1) determine whether a tweet is worth fact-checking; (2) given a check-worthy claim in the form of a tweet, and a set of previously fact-checked claims, rank the tweets in order of their usefulness to fact-check; and (3) given the text and the title of a news article, determine whether the main claim it makes is true, partially true, false, or other. In contrast, our experimental setup is more realistic, which operationalizes over a large

amount (e.g., millions) of raw tweets and requires span-level extraction to identify the exact claims (e.g., names of COVID treatments) other than just “claims in the form of a tweet” (e.g., tweets that talk about COVID treatments). We also propose an end-to-end human-in-the-loop evaluation of the entire misinformation detection pipeline based on the accuracy, volume, and timeliness of all extracted claims, other than just the automatic intrinsic evaluation of each component separately.

Similar to CLEF CheckThat, there exist many other prior works that treat claim detection (or rumor detection) as a text classification problem by predicting check-worthiness (or rumourousness) given a tweet or sentence. One representative work is ClaimBuster (Hassan et al., 2017) which classifies 20,617 sentences from the U.S. general election debate transcripts into non-factual, unimportant factual, and check-worthy factual ones. Researchers have also developed other datasets (Konstantinovskiy et al., 2021; Redi et al., 2019) and automatic models (Hansen et al., 2019; Jaradat et al., 2018; Wright and Augenstein, 2020). Another very relevant work is by Sundriyal et al. (2022), which identifies text fragments such as “our wine keeps you from getting #COVID19” and “Better alternative to #DisinfectantInjection”. The evaluations are mostly done automatically over a small fixed set (normally at the scale of 1k~50k) of annotated tweets or sentences.

2.2 Early Rumor Detection

As briefly mentioned in §2.1, rumor detection is also commonly framed as a text classification task. The standard rumor detection setup (Zubiaga et al., 2016; Derczynski et al., 2017; Gorrell et al., 2019; Shu et al., 2020) considers only accuracy without temporal information in the evaluation. More related to our work is a task called early rumor detection (Liu et al., 2015; Ma et al., 2017; Yu et al., 2017; Ruchansky et al., 2017; Xia et al., 2020; Bian et al., 2020), which compares classification model’s accuracy at different time points and has been extensively surveyed and discussed by Zeng and Gao (2022). However, as they pointed out, most existing methods were “designed with oversimplification” and evaluated automatically on datasets, such as TWITTER-WEIBO (Ma et al., 2016), PHEME (Zubiaga et al., 2016), and BEARD (Zeng and Gao, 2022), that were constructed by collecting social media posts using manually curated search key-

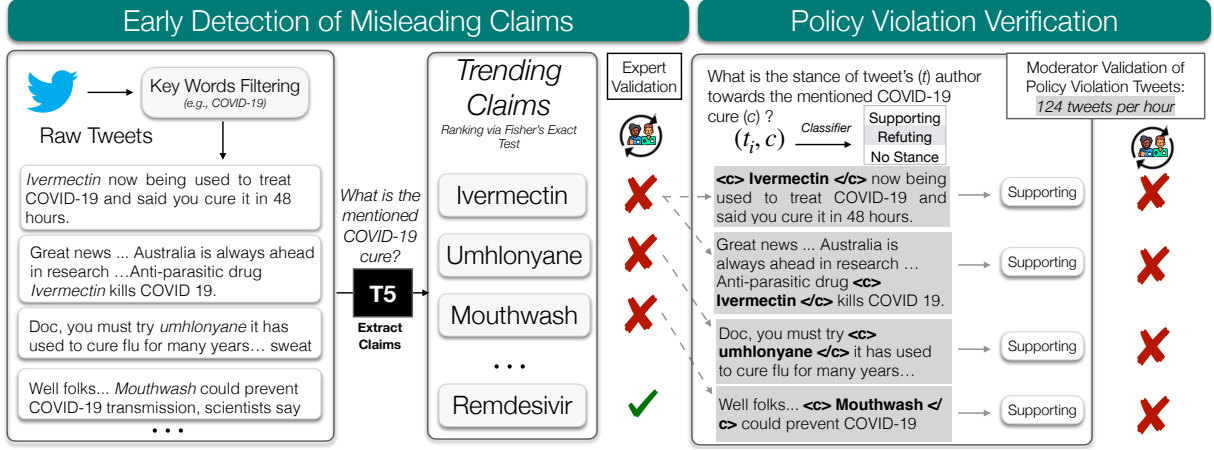


Figure 2: Overview of our early misinformation detection system to identify social media policy violation within a human-in-the-loop process.

words based on a given set of debunked claims (e.g., from snopes.com). This setup does not measure systems' capability to discover unseen rumors in the wild as our human-in-the-loop evaluation does. In real-world scenarios, what exactly is needed from a misinformation detection system is to automatically figure out what keywords (e.g., names of false treatments) to search for – which we will focus on and evaluate in this paper.

2.3 COVID Misinformation Detection

Given the severity and pervasiveness of the issue, there is a large body of COVID misinformation research (Dimitrov et al., 2020; Shahi et al., 2021). The most related work to ours is the CON-STRANT shared-task (Patwa et al., 2021) at the AAAI-2021, which considers a binary text classification problem of 10,700 COVID-related tweets about real and fake news, and in particular, the work by Kou et al. (2022) that experimented on this dataset. For each input tweet (e.g., "Ethylene oxide used in COVID-19 testing swabs changes the structure of the DNA of human body"), Kou et al. (2022) asked crowd workers to write out the main message (e.g., "Ethylene oxide somehow damages human DNA"), which is then compared with information extracted from COVID-related fact-checking articles and medical papers to help automatic system to predict the tweet's truthfulness. While it prototyped the interesting idea of human-in-the-loop misinformation detection, their design is very unrealistic as it requires humans to manually write a sentence for every tweet.

3 Human-in-the-Loop Evaluation

One of the most important functions of a misinformation detection system is to identify new misinformation claims *from the wild* in a timely manner. We thus design our evaluation framework to measure not only the *accuracy* but also the *timeliness* and *volume* of misinformation claims identified by a system, given a large collection of raw tweets (*not* collected based on already debunked claims).

3.1 Early Detection of Misleading Claims

Problem Definition. Given a large number of tweets, T , the goal is to automatically discover novel check-worthy claims, c , and aggregate a ranked list of claims, $C \in \{c_1, c_2, \dots, c_n\}$. In our task, we use trendiness as a factor in ranking claims, where a more popular or widely discussed claim will have a greater trendiness and be ranked higher in the list. More formally, we define a trending claim c_i as represented by $\{t_i, z_i, S_i\}$, where t_i is the first time the claim was identified as trending, z_i is a trendiness score for the claim, and S_i is the set of tweets associated with the claim.

Evaluation Metrics. A human-in-the-loop evaluation is performed over the top- K trending claims to verify the *relevance* and *timeliness* of the claims. The evaluation is based on two metrics: (1) the percentage of misleading claims in the top- K trending claims and (2) the days the system can detect a misleading claim before a news article or a fact-checking website debunks it. We define δ as the number of days (or hours) between the date the system detects the misleading claim and the publication date of the debunking news article.

Our human-in-the-loop evaluation framework can significantly reduce the workload from annotating each tweet to annotating a list of claims. This makes our framework more realistic and efficient, allowing for a more thorough and accurate evaluation of misinformation detection systems. In order to facilitate future research in this area, we provide a collection of raw tweets to evaluate and a baseline system to compare against. While most existing systems are not available as open-source, the release of our evaluation platform will enable fair and comparable evaluations of these systems.

3.2 Policy Violation Verification

Problem Definition. The objective of this task is to identify tweets within the set associated with a claim, $S = s_1, s_2, \dots, s_{|S|}$, that violate a misleading information policy. In general, a tweet s_i , is likely to violate a policy if it expresses a supportive stance towards a misleading claim c , which is defined by the human-in-the-loop evaluation process from the prior stage (§ 3.1).

Evaluation Metrics. To evaluate the performance and effectiveness of the proposed system, a human-in-the-loop evaluation is performed on a random sample of N tweets that express a supportive stance towards a misleading claim. The evaluation is based on two metrics: (1) the *accuracy* of the system in identifying policy-violation tweets and (2) the *volume* in terms of the number of policy violations found per hour by analysts using the system.

To measure the *accuracy* of the system, human annotators assign a score to each tweet in the sample, based on a five-point Likert scale, with 5 corresponding to a clear violation of the policy and 1 representing a clear non-violation. This allows us to measure the system’s accuracy based on the distribution of annotator scores for all tweets in the sample.

To quantify the *volume* of policy violations identified by analysts using the system, we define the metric *policy-violations per hour* as the number of tweets identified by the annotator containing policy violations, divided by the total number of hours spent by the annotator during the two-stage annotation process (§3.1 and 3.2):

$$\text{policy violation} / \text{hrs} = \frac{\text{Policy Violations}}{\text{Annotation Hours}}$$

, where

$$\text{Annotation Hours} = \# \text{claims} \times \text{Annotation Rate}_{\text{claim}} + \# \text{tweets} \times \text{Annotation Rate}_{\text{tweet}}$$

This metric allows us to assess the efficiency of the system in identifying policy-violation tweets and the potential benefits for content moderators using the system.

4 A Case Study: COVID-19 Treatment Misinformation

We present a framework to standardize the evaluation of end-to-end performance of misinformation detection systems, using a combination of human and automatic measures. As a case study, we use COVID-19 treatments to illustrate the overall design of our framework, as shown in Figure 2. Specifically, we target Twitter’s COVID-19 policy on unapproved treatments, which states that:

“False or misleading information suggesting that unapproved treatments can be curative of COVID-19”

are grounds for labeling tweets with corrective information (Twitter, 2021).

In the following subsections, we describe each component of the system including data collection and task-specific *intrinsic* performance. Later, in §4.4, we will discuss an *extrinsic* human-in-the-loop evaluation of the entire system, which assess how well it might assist moderators in identifying novel misinformation claims, along with specific tweets that support those claims.

4.1 Extracting Check-worthy Claims

Data. We train and evaluate claim our extraction models on the Twitter COVID-19 event extraction dataset created by Zong et al. (2022), which is collected between 2020/01/15 and 2020/04/26. In this work, we focus on claims of the form “ X is an effective COVID-19 treatment”, where X is an extracted span. We split the provided 1, 271 training tweets in the CURE & PREVENTION category into 60% for training and 15% for development, and report token-level F1 scores on the 500 tweets used for evaluation in the 2020 W-NUT shared task.³

³https://noisy-text.github.io/2020/extract_covid19_event-shared_task.html

Models. We develop two approaches to extract claims as a text span from a sentence with a sequence tagging model and a question-answering model (Rajpurkar et al., 2018; Du et al., 2021). Details of training hyperparameters can be found in Appendix D.1.

- **Sequence Tagging:** a standard sequence-labeling task with a BIO tagging scheme, where ‘B’ and ‘I’ tags are used to identify treatment tokens. We follow a similar approach as the named entity recognition method used by Devlin et al. (2019) and experiment with two pre-trained models, including RoBERTa_{large} (Liu et al., 2019) and a domain-specific COVID-Twitter-BERT_{large} (CT-BERT) (Müller et al., 2020).
- **Question-answering (QA):** we treat the claim extraction as a question-answering task and apply the SQuADv2.0 (Rajpurkar et al., 2018) formulation as some tweets may not include relevant claims (similar to unanswerable questions). We experiment with two approaches: a span-prediction model that predicts start and end positions for answer spans in context using RoBERTa/CT-BERT as the encoder, in addition to a text-to-text model that generates answers using T5_{large} (Raffel et al., 2020; Wang and Lillis, 2020). The question template is “What is the mentioned COVID-19 cure?” for extracting treatments discussed in tweets.
- **QA-Pretraining:** It has been shown that intermediate task pre-training can yield further gains for low-resource target tasks (Pruksachatkun et al., 2020; Poth et al., 2021). We thus experiment with pre-training QA models on the SQuADv2.0 dataset, followed by fine-tuning on the claim extraction dataset.

Intrinsic Evaluation. In Table 1, we show claim extraction results on the COVID-19 treatment dataset. We observe QA models outperform tagging models across all encoders. RoBERTa outperforms the domain-specific encoder (CT-BERT) for QA extraction. However, after SQuADv2.0 pre-training, CT-BERT improves from 53.1 to 63.8 F_1 and outperforms RoBERTa by 2.3 points. Finally, the T5 model achieves the best F_1 with or without SQuADv2 pre-training, thus we use T5_{SQuADv2 Pre-train} as our final claim extraction model.

Model	Encoder	F_1
Tagging	RoBERTa	50.3
	CT-BERT	51.2
QA	RoBERTa	61.5
	CT-BERT	53.1
	T5	63.7
QA _{Pre-train}	RoBERTa _{SQuADv2 Pre-train}	59.9
	CT-BERT _{SQuADv2 Pre-train}	63.8
	T5 _{SQuADv2 Pre-train}	63.9

Table 1: Token-level F_1 scores for claim extraction experiments on COVID-19 treatment dataset.

4.2 Task-Specific Stance Classification

Data. To collect tweets for human annotation, we tracked the keywords “cure”, “prevention”, “virus”, and “COVID-19” from November 2020 to December 2020 using the Twitter API. We collected 1,055,559 tweets and claims extracted using our model (§4.1). Out of 97,016 tweets for which a treatment was able to be extracted, we randomly sample 2,000 tweets to annotate the author’s stance on the effectiveness of the treatment. We paid crowd workers on Amazon MTurk to annotate our data. Each task consists of a tweet with a highlighted treatment. We asked workers to determine the author’s stance towards the treatment and select among three options (SUPPORTING, REFUTING, or NO STANCE). We decided not to include additional options for irrelevant and sarcastic tweets due to poor annotator agreement in pilot experiments. Each tweet is labeled by 5 independent crowd workers. Workers were paid \$0.20/HIT, which roughly equates to \$8.50/hour. A screenshot of the annotation interface is provided in Figure 6 and dataset statistics are summarized in Table 2.

Annotation Agreement. During the annotation process, we monitored the quality of workers’ annotations using their agreement with each other and split the data into 10 batches (200 tweets each) to detect poor annotations in the early stages. We calculate the annotation agreement of each worker against the majority of 5 workers. If the worker’s agreement is less than 0.75 for a SUPPORTING annotation based on a majority vote, we do not allow them to participate in the subsequent annotation batch. Across all annotations, we find a 0.65 value of Cohen’s κ (Artstein and Poesio, 2008) for the inter-annotator agreement between workers. The distribution of the dataset based on the majority vote of workers is shown in Table 2. In the case that

Majority Annotation	#Tweets
SUPPORTING	743
REFUTING	631
NO STANCE	400
No Consensus (NO STANCE)	226
Total	2000

Table 2: Distribution of annotated COVID-19 treatment stance dataset.

there is no majority annotation for a given tweet i.e. the 5 individual annotators are split 2/2/1 among the three annotation types, we assign the tweet a default annotation of NO STANCE. We randomly split our annotated dataset of 2,000 tweets into a training set of 1,200 tweets, a development set of 400, and a test set of 400.

Models. Using the annotated corpus, we now develop classifiers that detect the author’s stance toward a treatment. Specifically, given a claim and a tweet (c_i, t_i) , our goal is to predict the author’s stance $s_i \in \{\text{SUPPORTING, REFUTING, or NO STANCE}\}$. We experiment two models including a baseline neural bag-of-words (NBOW) model and a pre-trained language model with a task-specific classifier. To indicate the position of the claim in the input, we use a relative position encoding (RPE) (Shaw et al., 2018) for the NBOW model. For the pre-trained language models, we add special markers around the claim following the best performing model from Soares et al. (2019), [ENTITY MARKERS - ENTITY START]. We experiment with RoBERTa_{large} (Liu et al., 2019) and a COVID-Twitter-BERT_{large} (CT-BERT) (Müller et al., 2020) for our experiments. Details of training hyperparameters can be found in Appendix D.2.

Intrinsic Evaluation. Table 3 presents the results for NBOW, RoBERTa, and CT-BERT. We observe that CT-BERT outperforms all other models, with an F_1 score of 66.7. Generally, we find that these models performed best in classifying tweets with SUPPORTING stance and worst on tweets with a NO STANCE label. This latter result is possibly due to annotators classifying those tweets that might be irrelevant to the task as NO STANCE.

4.3 Ranking of Trending Claims

We first perform a preprocessing step to filter out tweets that are not supporting the claim, in addition to known approved treatments and near-duplicate claims. Following Twitter’s COVID-19 misinfor-

Stance	NBOW	RoBERTa	CT-BERT
SUPPORTING	59.8	70.0	74.9
REFUTING	32.8	61.9	70.6
NO STANCE	56.0	45.9	54.7
Aggregate F_1	49.5	59.3	66.7

Table 3: F_1 scores on stance classification dataset for classifying author’s stance towards the extracted claim.

mation policy violation guideline in §4, we focus on tweets that advocate the efficacy of a treatment. Thus, we only consider tweets with a SUPPORTING stance towards the effectiveness of the extracted treatment. Next, we filter out tweets that mention common approved treatments listed in Table 8 in Appendix C, which are prepared according to authorities and news agencies including the CDC and NYT. Finally, we cluster the remaining treatments based on word overlap (Jaccard similarity), and remove near-duplicates.

Ranking Claims. For the claims in each cluster, we count the number of tweets mentioning the claim both daily and cumulatively. Based on these counts, we compute trendiness on a given date using the one-tailed Fisher’s Exact Test (Fisher, 1922) which has been shown to be effective in rare event detection (Moore, 2004; Johnson et al., 2007; Ritter et al., 2011). We then create daily trending claim lists by ordering treatments based on their p -values.

Detecting Novel Claims. Based on the results of Fisher’s Exact Test, our system automatically detects novel trending claims and flags them for manual inspection by content moderators. A claim is considered as newly trending if its p -value is less than a preset significance threshold (α -level) and it has never been recognized as a top 100 trending claim previously (further details in Appendix E). If the claim is judged to be misleading by a human moderator, our system then provides a list of individual tweets that SUPPORT the misleading claim for manual inspection.

4.4 Extrinsic Human-in-the-Loop Evaluation

A Large Collection of COVID-19 Tweets. We follow the same procedure described in §4.2 to prepare a new dataset for large-scale evaluation with keywords filtering, which contains a total of 14,741,171 tweets. We then extract treatments using our QA-based claim extractor and apply our stance detection model to classify authors’ stance

toward the treatment. After removing tweets without an extracted treatment, the resultant corpus consists of 1,905,424 tweets.

Early Detection of Misleading COVID-19 Treatments. Our first set of experiments shows that our system can detect new and unapproved treatments on pace and, in some cases, before the publication of news articles debunking the treatment’s efficacy.

Data Preparation and Human Evaluation. We set aside tweets collected from 2020/03/01 to 2020/03/31 (1-month time-frame) to serve as an initial base of historical data to compute cumulative counts for detecting novel trending claims using the Fisher’s Exact Test. Newly trending treatments are then identified during the time period of 2020/04/01 to 2022/05/05 (2 years time-frame) using the methodology described in §4.3. The top 300 treatments are selected based on p -values from Fisher’s Exact Test which equates to a significance level of $\alpha = 1.15e-6$.

We employ two in-house annotators, who act as mock content-moderators, to evaluate these 300 treatments and determine (1) if the extraction is a treatment (2) if the treatment is unapproved and (3) the earliest publication date of a news article they can find that debunks the treatment as effective. Annotators query the Google News engine with a query in the form of “[*treatment*] cures COVID-19” and sort by date to find the earliest published news article starting from 2020/04/01 that debunks the treatment as effective against COVID-19. Treatments are only considered to be unapproved if the annotators can identify a reputable news source as a reference.

Out of the 300 treatments, 100 were annotated by both annotators to determine inter-rater agreement, which was 0.87 as given by Cohen’s κ (Artstein and Poesio, 2008). On average, it took 89.7 seconds to complete each treatment annotation.

Results on Early Detection of Misleading Claims. In terms of *relevance*, Table 4 shows the percentage of the top 5/50/100 trending treatments that were determined to be unapproved, and Figure 3 shows the cumulative number of potential unapproved trends identified over time along with total trending treatments. To evaluate the *timeliness*, we calculate δ , which measures the number of days our system detects misleading claims before debunking news. We find that our system is able to

detect 50% of rumors before the publication date of the relevant news article ($\delta \geq 0$), with the median δ for these treatments being 21 days. Three notable unapproved treatment examples from early in the pandemic are shown in Figure 4, which presents the identified date of unapproved treatment along with its corresponding article with the δ value.

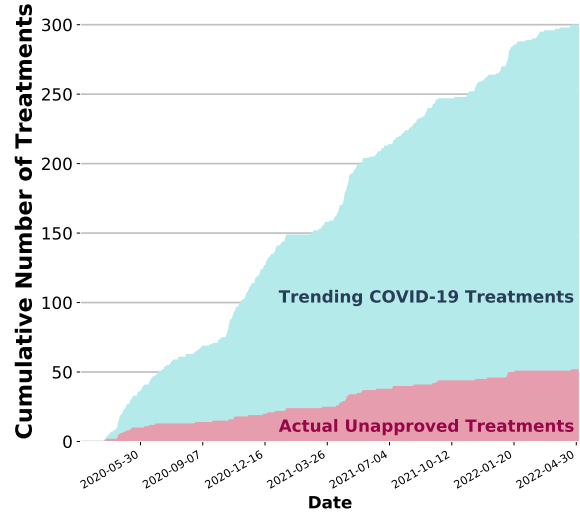


Figure 3: Cumulative number of potential and actual unapproved treatments detected.

	Top 5	Top 50	Top 100
% unapproved	60.0	18.0	14.0

Table 4: Percentage of top 5/50/100 trending treatments based on p -value that were classified as unapproved in the annotation process.

Identifying COVID-19 Policy Violations. In addition to detecting novel rumors online, we also evaluate the ability of our system to identify tweets that violate Twitter’s misleading information policy as stated in §3.2.

Data Preparation and Human Evaluation. For each of the 40 treatments identified as unapproved in the previous experiment, we randomly sample 10 tweets that have SUPPORTING stance towards the claim that “*treatment is effective in treating COVID-19*”. Near duplicate tweets were identified and removed leaving 361 unique tweets. The two in-house annotators then assign a score to each tweet based on a five-point Likert scale, with 5 corresponding to a clear violation of the policy and 1 representing a clear non-violation (See score descriptions in Table 7 in Appendix A).

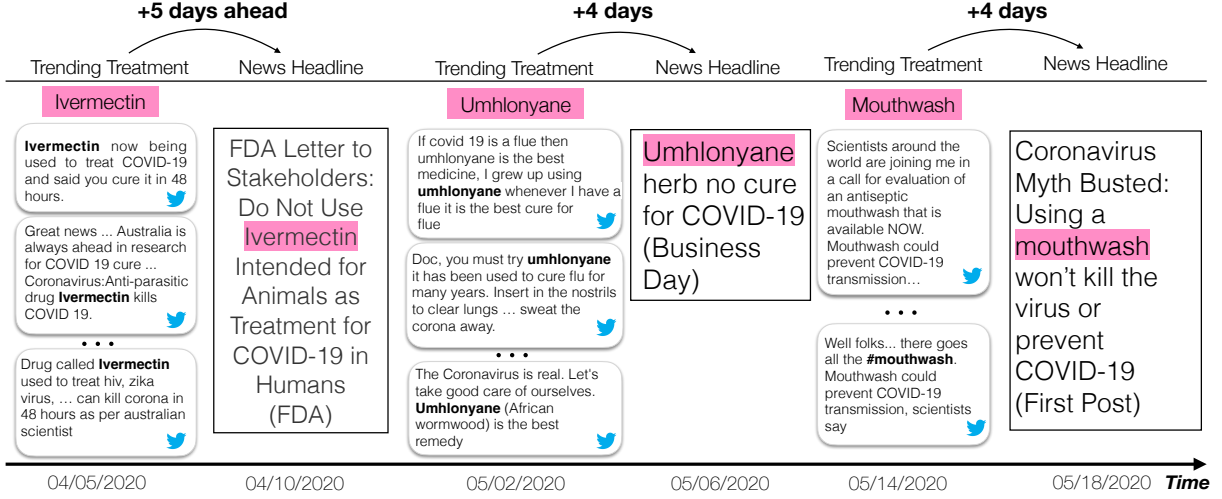


Figure 4: Examples of trending claims regarding notable unapproved treatments detected by our system. We also show the headline of the news reference identified by our annotators in the mock content moderation experiment. For each claim, two/three tweets are displayed that were classified as SUPPORTING from the date the trend was detected.

To investigate the quality of annotations, we compute agreement on 206 tweets using ordinal Krippendorff’s α ($0 \leq \alpha \leq 1$) (Krippendorff, 2011).⁴ We find that annotators agreed moderately with Krippendorff’s $\alpha = 0.54$, indicating fair agreement. On average, it took the annotators 16.1 seconds to annotate each tweet.

Results on Detecting Policy Violations. Figure 5 presents the estimated distribution of Likert scores over 10,246 tweets, which is estimated using the 10 annotated tweets sampled for each treatment and extrapolated to all tweets mentioning the treatment. In terms of *accuracy*, we find that 65% of scores indicating a tweet was either likely or clearly violating the policy with an average score of 3.54 out of 5. We quantify the benefit of our human-in-the-loop system, in terms of *volume* as stated in §3.2. We estimate that a single annotator can identify approximately 124.2 policy violation per hour with our system, based on the average annotation rate of the 300 treatments and the same extended set of tweets, where the Likert score of 4 or 5 constitutes a policy violation.

5 Conclusion

In this work, we present a novel end-to-end human-in-the-loop framework and evaluation for the early identification of novel misinformation on social

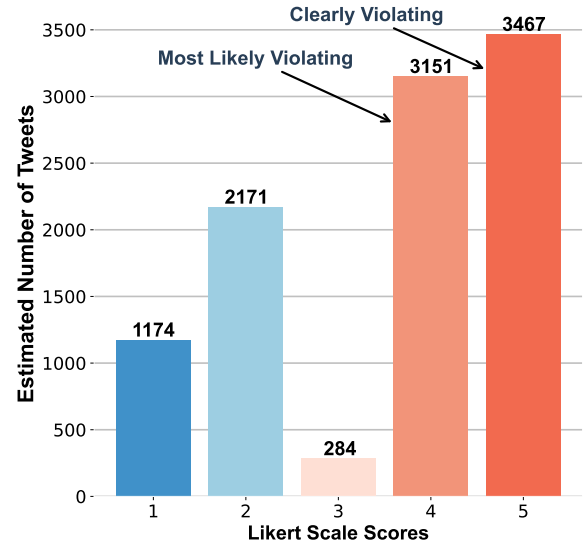


Figure 5: Expected distribution of Likert score annotations on full set of tweets mentioning one of the 40 treatments investigated.

media from raw tweets. Unlike previous systems which focus on using known misleading claims for evaluation on a per-tweet basis, our approach employs an aggregate analysis to derive potential new misleading claims that can be easily used for downstream tweet-level detection. We validate our misinformation detection methodology for claims in the domain of COVID-19 treatments. By aggregating and ranking structured representations of claims, and relying on human fact-checkers to review trending claims, our system is able to detect 50% of misleading claims earlier than the news.

⁴We use Krippendorff’s α instead of Cohen’s κ to measure inter-rater agreement here because it is applicable to ordinal annotation data.

Additionally, with the aid of our system, moderators are able to identify over 124 tweets per hour.

Limitations

Our COVID-19 case study makes use of “mock” content moderators, rather than employees or contractors working for social media companies or fact-checking websites. However, we believe this methodology still provides valuable insight that would not be publicly available otherwise, as social media companies do not currently publish extensive details about their content moderation processes⁵ and fact-checking websites vary widely in policy and have been shown to provide inconsistent claim classification (Marietta et al., 2015).

Acknowledgments

This material is based upon work supported by the NSF (IIS-2052498) and IARPA via the BETTER program (2019-19051600004). The views, opinions, and/or findings expressed are those of the author(s) and should not be interpreted as representing the official views or policies of the Department of Defense, IARPA or the U.S. Government.

References

- Ron Artstein and Massimo Poesio. 2008. Survey article: Inter-coder agreement for computational linguistics. *Computational Linguistics*.
- Tian Bian, Xi Xiao, Tingyang Xu, Peilin Zhao, Wenbing Huang, Yu Rong, and Junzhou Huang. 2020. Rumor detection on social media with bi-directional graph convolutional networks. In *AAAI Conference on Artificial Intelligence*.
- CDC. 2021. [How to protect yourself and others](https://www.cdc.gov/media/releases/2021/s0519-how-to-protect-yourself-and-others.html).
- Leon Derczynski, Kalina Bontcheva, Maria Liakata, Rob Procter, Geraldine Wong Sak Hoi, and Arkaitz Zubiaga. 2017. SemEval-2017 task 8: RumourEval: Determining rumour veracity and support for rumours. In *Proceedings of the 11th International Workshop on Semantic Evaluation (SemEval-2017)*.
- Jacob Devlin, Ming-Wei Chang, Kenton Lee, and Kristina Toutanova. 2019. BERT: Pre-training of deep bidirectional transformers for language understanding. In *Proceedings of the Conference of the North American Chapter of the Association for Computational Linguistics: Human Language Technologies*.
- Dimitar Dimitrov, Erdal Baran, Pavlos Fafalios, Ran Yu, Xiaofei Zhu, Matthäus Zloch, and Stefan Dietze. 2020. Tweetscov19 - a knowledge base of semantically annotated tweets about the covid-19 pandemic. In *Proceedings of the 29th ACM International Conference on Information & Knowledge Management*.
- Xinya Du and Claire Cardie. 2020. Event extraction by answering (almost) natural questions. In *Proceedings of Empirical Methods in Natural Language Processing*.
- Xinya Du, Luheng He, Qi Li, Dian Yu, Panupong Pasupat, and Yuan Zhang. 2021. QA-driven zero-shot slot filling with weak supervision pretraining. In *Proceedings of the Annual Meeting of the Association for Computational Linguistics and the International Joint Conference on Natural Language Processing*.
- Ronald A. Fisher. 1922. On the interpretation of χ^2 from contingency tables, and the calculation of P.
- Genevieve Gorrell, Elena Kochkina, Maria Liakata, Ahmet Aker, Arkaitz Zubiaga, Kalina Bontcheva, and Leon Derczynski. 2019. SemEval-2019 task 7: RumourEval, determining rumour veracity and support for rumours. In *Proceedings of the 13th International Workshop on Semantic Evaluation*.
- Zhijiang Guo, Michael Schlichtkrull, and Andreas Vlachos. 2022. A Survey on Automated Fact-Checking. *Transactions of the Association for Computational Linguistics*.
- Casper Hansen, Christian Hansen, Stephen Alstrup, Jakob Grue Simonsen, and Christina Lioma. 2019. Neural check-worthiness ranking with weak supervision: Finding sentences for fact-checking. Association for Computing Machinery.
- Naeemul Hassan, Fatma Arslan, Chengkai Li, and Mark Tremayne. 2017. Toward automated fact-checking: Detecting check-worthy factual claims by claimbuster. New York, NY, USA. Association for Computing Machinery.
- Israa Jaradat, Pepa Gencheva, Alberto Barrón-Cedeño, Lluís Màrquez, and Preslav Nakov. 2018. ClaimRank: Detecting check-worthy claims in Arabic and English. In *Proceedings of the Conference of the North American Chapter of the Association for Computational Linguistics: Human Language Technologies*.
- Howard Johnson, Joel Martin, George Foster, and Roland Kuhn. 2007. Improving translation quality by discarding most of the phrasetable. In *Proceedings of Empirical Methods in Natural Language Processing*.
- Lev Konstantinovskiy, Oliver Price, Mevan Babakar, and Arkaitz Zubiaga. 2021. Toward automated factchecking: Developing an annotation schema and benchmark for consistent automated claim detection. *Digital threats: research and practice*.

⁵<https://www.nytimes.com/2022/05/19/business/twitter-content-moderation.html>

- Ziyi Kou, Lanyu Shang, Yang Zhang, Zhenrui Yue, Huimin Zeng, and Dong Wang. 2022. Crowd, expert & ai: A human-ai interactive approach towards natural language explanation based covid-19 misinformation detection. In *International Joint Conferences on Artificial Intelligence Organization*.
- Klaus Krippendorff. 2011. Computing Krippendorff’s alpha-reliability.
- Stephan Lewandowsky and Sander Van Der Linden. 2021. Countering misinformation and fake news through inoculation and prebunking. *European Review of Social Psychology*.
- Xiaomo Liu, Armineh Nourbakhsh, Quanzhi Li, Rui Fang, and Sameena Shah. 2015. Real-time rumor debunking on twitter. In *Proceedings of the 24th ACM International on Conference on Information and Knowledge Management*, New York, NY, USA. Association for Computing Machinery.
- Yinhan Liu, Myle Ott, Naman Goyal, Jingfei Du, Mandar Joshi, Danqi Chen, Omer Levy, Mike Lewis, Luke Zettlemoyer, and Veselin Stoyanov. 2019. RoBERTa: A robustly optimized BERT pretraining approach. *arXiv preprint arXiv:1907.11692*.
- Yi Luan, Dave Wadden, Luheng He, Amy Shah, Mari Ostendorf, and Hannaneh Hajishirzi. 2019. A general framework for information extraction using dynamic span graphs. In *Proceedings of the Conference of the North American Chapter of the Association for Computational Linguistics: Human Language Technologies*.
- Jing Ma, Wei Gao, Prasenjit Mitra, Sejeong Kwon, Bernard J. Jansen, Kam-Fai Wong, and Meeyoung Cha. 2016. Detecting rumors from microblogs with recurrent neural networks. In *Proceedings of the Twenty-Fifth International Joint Conference on Artificial Intelligence*.
- Jing Ma, Wei Gao, and Kam-Fai Wong. 2017. Detect rumors in microblog posts using propagation structure via kernel learning. In *Proceedings of the Association for Computational Linguistics*. Association for Computational Linguistics.
- Morgan Marietta, David C. Barker, and Todd Bowser. 2015. Fact-checking polarized politics: Does the fact-check industry provide consistent guidance on disputed realities? *The Forum*, 13(4):577–596.
- Robert C. Moore. 2004. On log-likelihood-ratios and the significance of rare events. In *Proceedings of Empirical Methods in Natural Language Processing*.
- Martin Müller, Marcel Salathé, and Per E Kummervold. 2020. COVID-Twitter-BERT: A natural language processing model to analyse COVID-19 content on Twitter. In *arXiv preprint arXiv:2005.07503*.
- Preslav Nakov, Alberto Barrón-Cedeño, Giovanni da San Martino, Firoj Alam, Julia Maria Struß, Thomas Mandl, Rubén Míguez, Tommaso Caselli, Mucahid Kutlu, Wajdi Zaghouni, Chengkai Li, Shaden Shaar, Gautam Kishore Shahi, Hamdy Mubarak, Alex Nikolov, Nikolay Babulov, Yavuz Selim Kartal, Michael Wiegand, Melanie Siegel, and Juliane Köhler. 2022. Overview of the clef-2022 checkthat! lab on fighting the covid-19 infodemic and fake news detection. In *Experimental IR Meets Multilinguality, Multimodality, and Interaction*, Cham. Springer International Publishing.
- Preslav Nakov, David Corney, Maram Hasanain, Firoj Alam, Tamer Elsayed, Alberto Barr’ón-Cedeno, Paolo Papotti, Shaden Shaar, and Giovanni Da San Martino. 2021. Automated fact-checking for assisting human fact-checkers. In *International Joint Conference on Artificial Intelligence*.
- Parth Patwa, Mohit Bhardwaj, Vineeth Guptha, Gitanjali Kumari, Shivam Sharma, Srinivas PYKL, Amitava Das, Asif Ekbal, Md Shad Akhtar, and Tanmoy Chakraborty. 2021. Overview of constraint 2021 shared tasks: Detecting english covid-19 fake news and hindi hostile posts. In *Combating Online Hostile Posts in Regional Languages during Emergency Situation*.
- Clifton Poth, Jonas Pfeiffer, Andreas Rücklé, and Iryna Gurevych. 2021. What to pre-train on? Efficient intermediate task selection. In *Proceedings of Empirical Methods in Natural Language Processing*.
- Yada Pruksachatkun, Jason Phang, Haokun Liu, Phu Mon Htut, Xiaoyi Zhang, Richard Yuanzhe Pang, Clara Vania, Katharina Kann, and Samuel R. Bowman. 2020. Intermediate-task transfer learning with pretrained language models: When and why does it work? In *Proceedings of the Association for Computational Linguistics*.
- Colin Raffel, Noam Shazeer, Adam Roberts, Katherine Lee, Sharan Narang, Michael Matena, Yanqi Zhou, Wei Li, Peter J Liu, et al. 2020. Exploring the limits of transfer learning with a unified text-to-text transformer. *Journal of Machine Learning Research*.
- Pranav Rajpurkar, Robin Jia, and Percy Liang. 2018. Know what you don’t know: Unanswerable questions for SQuAD. In *Proceedings of the Association for Computational Linguistics*.
- Miriam Redi, Besnik Fetahu, Jonathan Morgan, and Dario Taraborelli. 2019. Citation needed: A taxonomy and algorithmic assessment of wikipedia’s verifiability.
- Alan Ritter, Colin Cherry, and William B Dolan. 2011. Data-driven response generation in social media. In *Proceedings of Empirical Methods in Natural Language Processing*.

- Alan Ritter, Oren Etzioni, and Sam Clark. 2012. Open domain event extraction from twitter. In *Proceedings of the 18th ACM SIGKDD international conference on Knowledge discovery and data mining*.
- Natali Ruchansky, Sungyong Seo, and Yan Liu. 2017. CSI: A hybrid deep model for fake news detection. In *Proceedings of the 2017 ACM on Conference on Information and Knowledge Management*. Association for Computing Machinery.
- Gautam Kishore Shahi, Anne Dirkson, and Tim A. Majchrzak. 2021. An exploratory study of covid-19 misinformation on twitter. *Online Social Networks and Media*.
- Peter Shaw, Jakob Uszkoreit, and Ashish Vaswani. 2018. Self-attention with relative position representations. In *Proceedings of the Conference of the North American Chapter of the Association for Computational Linguistics: Human Language Technologies*.
- Kai Shu, Deepak Mahudeswaran, Suhang Wang, Dongwon Lee, and Huan Liu. 2020. Fakenewsnet: A data repository with news content, social context, and spatiotemporal information for studying fake news on social media. *Big Data*.
- Livio Baldini Soares, Nicholas FitzGerald, Jeffrey Ling, and Tom Kwiatkowski. 2019. Matching the blanks: Distributional similarity for relation learning. In *Proceedings of the Association for Computational Linguistics*.
- Megha Sundriyal, Atharva Kulkarni, Vaibhav Pulastya, Md Shad Akhtar, and Tanmoy Chakraborty. 2022. Empowering the fact-checkers! automatic identification of claim spans on twitter. In *Proceedings of Empirical Methods in Natural Language Processing*.
- Twitter. 2021. [Covid-19 misleading information policy](#).
- Congcong Wang and David Lillis. 2020. UCD-CS at W-NUT 2020 shared task-3: A text to text approach for COVID-19 event extraction on social media. In *Proceedings of the Sixth Workshop on Noisy User-generated Text*.
- Dustin Wright and Isabelle Augenstein. 2020. Claim check-worthiness detection as positive unlabelled learning. In *Findings of the Association for Computational Linguistics: EMNLP*, Online. Association for Computational Linguistics.
- Rui Xia, Kaizhou Xuan, and Jianfei Yu. 2020. A state-independent and time-evolving network for early rumor detection in social media. In *Proceedings of Empirical Methods in Natural Language Processing*.
- Feng Yu, Qiang Liu, Shu Wu, Liang Wang, and Tieniu Tan. 2017. A convolutional approach for misinformation identification. In *Proceedings of the 26th International Joint Conference on Artificial Intelligence*.
- Fengzhu Zeng and Wei Gao. 2022. Early rumor detection using neural Hawkes process with a new benchmark dataset. In *Proceedings of the Conference of the North American Chapter of the Association for Computational Linguistics: Human Language Technologies*.
- Carl Zimmer, Katherine J. Wu, Jonathan Corum, and Matthew Kristoffersen. 2020. [Coronavirus drug and treatment tracker](#).
- Shi Zong, Ashutosh Baheti, Wei Xu, and Alan Ritter. 2022. Extracting a knowledge base of COVID-19 events from social media. *Proceedings of the 29th International Conference on Computational Linguistics*.
- Arkaitz Zubiaga, Maria Liakata, and Rob Procter. 2016. Learning reporting dynamics during breaking news for rumour detection in social media. *ArXiv*, abs/1610.07363.

A Annotation Guidelines for the Human-in-the-Loop Evaluation

Early Detection of Misleading COVID-19 Treatments. Given a list of trending claims (e.g., COVID-19 treatments), annotators are required to determine (1) if the extraction is a treatment (2) if the treatment is unapproved and (3) the earliest publication date of a news article they can find that debunks the treatment as effective. Annotators query the Google News engine with a query in the form of “[*treatment*] cures COVID-19” and sort by date to find the earliest published news article starting from 2020/04/01 that debunks the treatment as effective against COVID-19. Treatments are only considered to be unapproved if the annotators can identify a reputable news source as a reference. Table 5 shows the annotation questions and guidelines as they appeared to annotators during the human-in-the-loop evaluation for this task.

Identifying COVID-19 Policy Violation Tweets. Given a tweet with SUPPORTING stance towards the claim that “*treatment is effective in treating COVID-19*”, annotators assign a score based on a five-point Likert scale, with 5 corresponding to a clear violation of the policy and 1 representing a clear non-violation. Table 7 shows the Likert score descriptions and Table 6 shows the annotation questions and guidelines as they appeared to annotators during the human-in-the-loop evaluation for this task.

B Annotation Interface for Stance Classification

Figure 6 shows the interface used for stance annotation in §4.2.

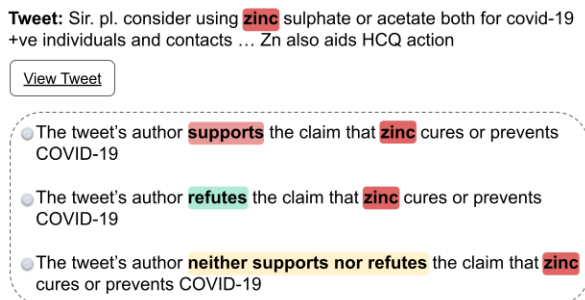


Figure 6: Mechanical Turk interface for stance annotation towards extracted claims in tweets.

C Approved Treatments

Table 8 shows the approved treatments that were used for filtering in §4.3.

D Implementation Details

All experiments are performed with NVIDIA A40 GPUs. All hyperparameters are selected using a held-out development set.

D.1 Claim Extraction Models

Hyperparameters can be found in Table 9.

Sequence Tagging Models. We apply sequence-labeling models with a standard BIO tagging scheme (‘B’ and ‘I’ tags are used to identify treatment tokens), similar to the named entity recognition method used by Devlin et al. (2019). We experiment with RoBERTa_{large} (Liu et al., 2019) and a domain-specific COVID-Twitter-BERT_{large} (Müller et al., 2020).

Question Answering Models. We experiment with QA-based slot filling models (Du et al., 2021), which model claim extraction as a SQuADv2.0 question-answering task (Rajpurkar et al., 2018). We experiment with two approaches: a span-prediction model that predicts start and end positions for answer spans in context using RoBERTa or CT-BERT as the encoder, in addition to a text-to-text model that generates answers using T5_{large} (Raffel et al., 2020; Wang and Lillis, 2020).

Pre-training QA Models. We pre-train QA models on the SQuADv2.0 dataset for 2 epochs with a learning rate of 2e-5 and batch size of 16, followed by fine-tuning for claim extraction.

D.2 Stance Classification Models

Hyperparameters can be found in Table 10.

NBOW. We use an NBOW model and a relative position encoding (RPE) (Shaw et al., 2018) to indicate the position of the claim in the input sentence. Specifically, the 1D RPE encodes the relative distance of each token to the extracted treatment. We then concatenate NBOW with the RPE embedding and pass the concatenation through one layer of a feed-forward neural network.

RoBERTa/CT-BERT. We finetune a RoBERTa_{large} (Devlin et al., 2019) and COVID-Twitter-BERT (CT-BERT) (Müller et al., 2020) using a linear classification layer. We use the best

Question	Annotation Guidance
Should the extraction be considered for consideration of a new treatment?	<ul style="list-style-type: none"> • Answer “Repeat” if same trend has been seen previously. • Answer “Approved” if treatment should have been marked as approved based on the approved trending list or is otherwise an obvious valid treatment. • Answer “Unsure” if the treatment was in clinical trials at the time or you are otherwise unsure if the treatment is a valid cure. • Answer “Not a Treatment” for extraction errors, preventative measures, etc. • Answer “General health advice” for any general strategies for staying healthy such as “hand washing”, “exercise”, “hygiene”, etc. • Answer “Unapproved” otherwise.
Should the extraction be considered for consideration of a new treatment?	<ul style="list-style-type: none"> • Answer “NA” if you answered “Approved”, “Unsure”, “Repeat” in the previous question or if no such article can be found in the time frame of [03/01/2020 - Present]. Otherwise, provide the date of the earliest article found. • How to search for articles: <ol style="list-style-type: none"> 1. If X is the treatment, search: “X cures COVID-19” on the News tab in Google - correct any obvious misspellings - try some obvious variations if do not find appropriate results (e.g. “hcq” and “hydroxychloroquine”) 2. Set date range to [03/01/2020 - Present] (or narrow the date range i.e. month by month range if too many search results) 3. Select the option to order results by date 4. Go to last page in search results (earliest) 5. Find the earliest article that debunks the claim - answer “NA” if no appropriate article found • Make sure to verify the correct date of the article publication from the article webpage as the date on google news is not always updated and reliable
What is a link to the article?	<ul style="list-style-type: none"> • Article URL or “NA” is answer to the previous question was “NA”

Table 5: Annotation question and guidelines provided to annotators during the early detection of misleading COVID-19 claims task

Question	Annotation Guidance
Is the tweet a duplicate (already seen)?	<ul style="list-style-type: none"> • “Yes” or [BLANK]
Does this tweet violate Twitter’s COVID-19 unapproved treatment policy?	<ul style="list-style-type: none"> • Answer “NA” if previous answer was [BLANK], otherwise answer “1” - “5” based on the attached table (Table 7)

Table 6: Annotation question and guidelines provided to annotators during the COVID-19 policy violation verification task

performing model from Soares et al. (2019), [ENTITY MARKERS - ENTITY START], which uses special tokens $[C_{start}]$, $[C_{end}]$ to mark treatment span in a sentence. The modified sentence is then fed into BERT/CT-BERT and the representation of the starting marker $[C_{start}]$ is sent into a linear classification layer.

E Ranking Extracted Claims

To generate a list of treatments mentioned on a specific day sorted by trendiness or significance we cannot simply use the daily frequency counts of treatments mentioned, as more popular treatments will consistently be mentioned at a higher volume. In our evaluation dataset used in §4.4, for example, chloroquine and its variants are mentioned in a tweet with SUPPORTING stance approximately

Score	Description
1	Clearly not in violation of Twitter’s policy.
2	Probably not violating the policy, but does seem to suggest a questionable treatment may be effective. For example, the treatment is in clinical trials at the time the tweet was written, or the tweet does not make a strong claim about effectiveness.
3	Unclear whether or not this violates the policy.
4	Most likely violating Twitter’s policy. Seems like the treatment is not effective based on official sources or reputable news organizations, and the tweet is making a relatively strong claim that the treatment is effective.
5	Clearly in violation of Twitter’s policy.

Table 7: Likert score descriptions that are presented to annotators. These are used to evaluate whether tweets supporting a misinformation claim are in violation of Twitter’s policies.

Source	Treatments
CDC(*)	Mask, Face Mask, Social Distancing, Stay Home, Wash Hands, Hand Washing, Cover Coughs, Cover Sneezes
New York Times(**)	Remdesivir, REGEN-COV, Bamlanivimab, Etesevimab, Sotrovimab, Dexamethasone, Prone positioning, Ventilators, Evusheld, Paxlovid, Molnupiravir, Lagevrio, Baricitinib, Olumiant, Tocilizumab, Actemra

Table 8: Approved COVID-19 treatments used in evaluation based on lists from the New York Times (Zimmer et al., 2020) and the Centers for Disease Control (CDC, 2021).

	Tagging/QA (non-T5)	QA (T5)
learning rate	1e-5,2e-5,3e-5	1e-4,2e-4,3e-4
batch size	8,16	8,16
epoch	50	10

Table 9: Hyperparameters of claim extraction models.

	NBOW	RoBERTa/CT-BERT
learning rate	1e-4,5e-5,1e-3,5e-3	8e-6,1e-5,3e-5
batch size	4,16	8,16
epoch	50	12

Table 10: Hyperparameters of stance classification models.

11.5 times per day on average while 56% of total treatments encountered were mentioned less than one time in the time period studied. Therefore, we require a method that takes into account the historical frequency of treatments to calculate the strength of the association between the trendiness

of treatment and the date.

To do this, we use a one-tailed Fisher’s Exact Test (Fisher, 1922), which has been shown to be effective in rare event detection applications in the domain of statistical natural language processing (Moore, 2004; Johnson et al., 2007; Ritter et al., 2011).

To apply this test, we first calculate the hypergeometric probability, the probability of a particular distribution of treatment frequencies assuming independence between the treatment and the date. We define T and D as the events when a tweet’s extracted treatment is t and when a tweet is published on date d respectively. Also, we let $C(X)$ be the observed frequency of event X and $C(X, Y)$ be the joint frequency of event X and event Y . Given these definitions, we can calculate the hypergeometric probability, $p_{T,D}$, as follows:

$$p_{T,D} = \frac{C(T)!C(\neg T)!C(D)!C(\neg D)!}{N!C(T,D)!C(\neg T,D)!C(T,\neg D)!C(\neg T,\neg D)!}$$

where N is the sample size.

Given this formula of the hypergeometric probability for a distribution with a treatment t and date d , we calculate the p-value of the test by summing the hypergeometric probabilities of this distribution and all more extreme distributions. In our case, more extreme distributions are hypothetical distributions where the joint frequency of a tweet with a specific treatment published on a specific date is greater than $C(T, D)$.

A treatment can then be labeled as newly trending on a particular date if its p-value is less than the threshold or α -value as set by the content moderator and it has not been previously detected as trending in the daily top 100 treatments.