

# Explanation Regeneration via Information Bottleneck

Qintong Li<sup>♦\*</sup> Zhiyong Wu<sup>◇</sup> Lingpeng Kong<sup>♦◇</sup> Wei Bi<sup>♡</sup>

<sup>♦</sup>The University of Hong Kong

<sup>◇</sup>Shanghai AI Laboratory <sup>♡</sup>Tencent AI Lab

qtli@connect.hku.hk, wuzhiyong@pjlab.org.cn, lpk@cs.hku.hk, victoriabi@tencent.com

## Abstract

Explaining the black-box predictions of NLP models naturally and accurately is an important open problem in natural language generation. These free-text explanations are expected to contain sufficient and carefully-selected evidence to form supportive arguments for predictions. Due to the superior generative capacity of large pretrained language models, recent work built on prompt engineering enables explanation generation without specific training. However, explanation generated through single-pass prompting often lacks sufficiency and conciseness. To address this problem, we develop an information bottleneck method EIB to produce refined explanations that are sufficient and concise. Our approach regenerates the free-text explanation by polishing the single-pass output from the pretrained language model but retaining the information that supports the contents being explained. Experiments on two out-of-domain tasks verify the effectiveness of EIB through automatic evaluation and thoroughly-conducted human evaluation.

## 1 Introduction

With the growing popularity of deep-learning-based NLP models, natural language explanations have attracted a lot of attention as a way to uncover the reasoning process behind the models' black-box predictions, through answering a series of "why" questions. The prevalent paradigm to generate free-text explanation is to use a prompt as input to large pretrained language models (Wiegrefe et al., 2021; Jung et al., 2022), where the clear advantage is no additional task-specific training from expensive supervised datasets is necessary. Due to the superior generative capacity of large PLMs (Brown et al., 2020; Zhang et al., 2022), free-text explanations generated by prompting achieve impressive

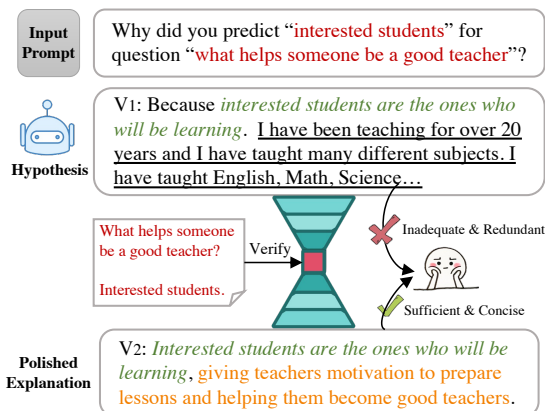


Figure 1: Although the machine infers an informative explanation hypothesis ( $V_1$ ), this explanation contains unrelated information which could interfere with the understanding of the relationship between **question** and **answer**. In comparison, the polished explanation ( $V_2$ ), which improved upon the initial hypothesis is more concise and reasonable.

expressiveness and readability (Wei et al., 2022; Lampinen et al., 2022).

In this paper, we take a pragmatic definition of explanation. We see a free-text explanation as a description of the relationship between an input context and a hypothesis, e.g., question and answer, review and sentiment label. Despite it is often impossible to say an explanation is better than all others, depending on the desiderata of the explained tasks, it does not stop us to answer the question "what makes a good explanation" from a practical view. Previous research (Yu et al., 2019; Miller, 2019) points out that explanations require satisfying several semantic constraints: (i) avoiding undesirable content, (ii) ensuring adequate background supports, and (iii) emphasizing selective evidence. While machine-generated explanations are becoming alternatives of human-written explanations, large pretrained language models, whether fine-tuned, or prompted with few or no examples, still exhibit defects on these constraints (Kassner

\*Work done while interning at Tencent AI Lab.

and Schütze, 2020; Welleck et al., 2022). Moreover, there lacks a mechanism to revise their outputs, as shown in Figure 1.

In this paper, we aim to refine the explanations prompted from the pretrained language model into more *meaningful*, *sufficient*, and *concise* ones. Our approach EIB constructs explanations based on the **information bottleneck** method (Tishby et al., 2000). EIB works in two phases, illustrated in Figure 1. First, given an input-output pair from an NLP task (e.g., question answering), EIB uses a large PLM to produce an initial explanation hypothesis ( $V_1$ ) by framing the task sample into a prompt input. Second, we use a *refiner* to improve the quality of explanation hypothesis along the axis of aforementioned characteristics (i.e., meaningful, sufficient, and concise) and generate a new explanation ( $V_2$ ), where the *refiner* is trained following the information bottleneck principle (§ 2). Concretely, it minimizes the KL divergence between the init hypothesis and a learnable bottleneck while maximizing the predictability of the task sample conditioned on bottleneck representation. An information loss (Ethayarajh et al., 2022) is introduced to verify the usability of bottleneck representation. We propose a simple and general procedure for training the refiner by pairing the heuristically-synthetic explanation hypotheses with gold references from existing datasets. EIB is a general explanation generation framework and can be applied to different NLP tasks without no specific task supervision.

We demonstrate the effectiveness of EIB on generating explanations on two popular NLP tasks: commonsense question answering and natural language inference. Experiments demonstrate that EIB achieves significant improvements on the explanation candidates prompted from PLM, making them more concise while retaining useful information for explaining task samples. It can even add evidence learned in its training stage. Automatic evaluations and carefully designed human evaluations demonstrate the performance of EIB in producing sufficient but concise explanations. Furthermore, an analysis of evaluations shows an imperious demand for better machine metrics to judge explanations more credibly.

## 2 Method

**Background.** Free-text explanation generation aims to produce natural language explanations

while balancing a trade-off between two variables: sufficiency (information) and conciseness (clarity). Large pretrained language models (PLM) have demonstrated impressive performance in language reasoning and generation without significant direct supervision. Writing explanations through prompting PLM has become a competitive approach in reference-free scenarios.

**Prompting.** Conventionally, given an NLP task sample  $z$  including input  $z_c$  and output  $z_o$ , we could infer its explanation  $x$  via prompting PLM:  $x = PLM(z; s)$ , where  $s$  is a manually designed statement, such as *because* or *Why?*. For example, if we have a QA sample, the prompt will be, “*Can elephant put in fridge? The answer is no because.*”. Although prompting has achieved remarkable success, machine-generated explanations still have room for improvement, especially in clearly and comprehensively describing the evolution from  $z_c$  to  $z_o$  without verbosity or logical errors (Jung et al., 2022). Therefore, we seek to step further under the current achievement, exploring a plug-and-play method to improve explanation quality in terms of meaningfulness, sufficiency, and conciseness.

**Intuition and Formulation.** Suppose we have an NLP sample  $z$  and a natural language explanation hypothesis  $x$  from PLM, which may be redundant, factually incorrect, or off-topic regarding  $z$ . Our goal is to learn a transformation  $f(x' | z, x)$  to purify  $x$  into a more qualified  $x'$ , namely a de-noised version of  $x$  conditioned on  $z$ : (1) preserve useful information in  $x$  to infer  $z$  (for sufficiency) and (2) reduce secondary or faulty expressions (for conciseness). Combining the two aspects, we can formulate the problem as an **information bottleneck principle**. Formally, given a sample  $z$  and its explanation candidate  $x$ , we target to learn a stochastic map  $p_\theta(t | x)$  from distribution  $X$  to a compact space  $T$ , ensuring that  $t$  has the least mutual information with  $x$  and the highest mutual information with  $z$  (and finally benefits to generate a better explanation  $x'$ ):

$$\min \mathcal{L}_{IB} = \beta \underbrace{I(X; T)}_{\text{refinement}} - \underbrace{I(Z; T)}_{\text{polishing}}, \quad (1)$$

where  $I(\cdot; \cdot)$  denotes the mutual information between two distributions;  $\beta$  denotes a Lagrange multiplier.

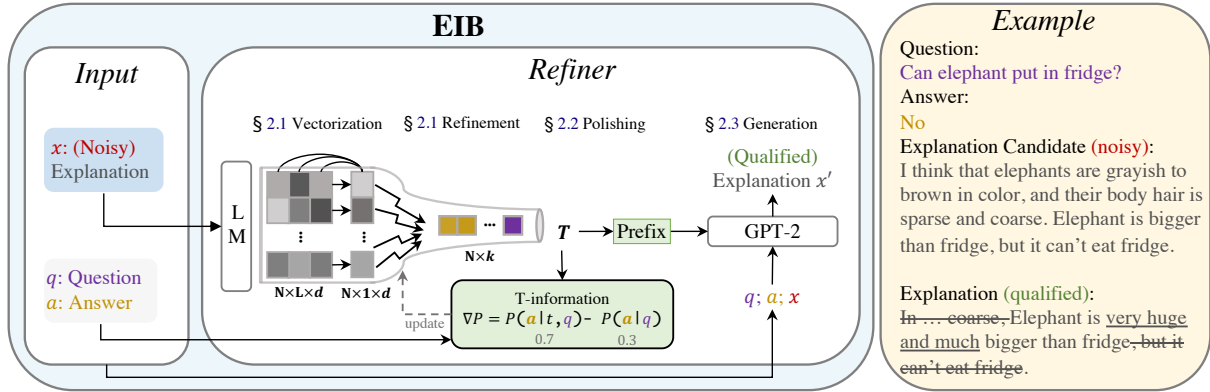


Figure 2: Our information bottleneck model EIB (left side) for free-text explanation generation. Given a task sample (e.g., question answering) and an explanation candidate which may be noisy, (i) a refiner polishes the explanation candidate into purified bottleneck variables  $\mathbf{T}$  via a tunable stochastic mapping. (ii) A T-information loss is introduced to maximize the information gains of  $\mathbf{T}$  for supporting the sample being explained to ensure the usability of refinement representation  $\mathbf{T}$ . (iii) Finally it generates a new, sufficient, and concise explanation given  $\mathbf{T}$ , task sample, and explanation candidate. The right side shows an example of EIB.

**Overview.** To enable sufficient but concise explanation generation without reference (i.e., requiring no NLP task-specific reference for supervision), we develop EIB, an explanation regeneration method that learns to inherit  $z$ -relevance information from hypothesis  $\mathbf{x}$  and regenerate sufficient and concise  $\mathbf{x}'$ . EIB treats explanation regeneration as sampling from an IB distribution, as illustrated in Figure 2. Specifically, a refiner polishes the hidden representations (grey cubes) of an explanation hypothesis encoded by a language model (LM) into a compact continuous representation  $\mathbf{T}$ . A T-information term optimizes the polishment process such that  $\mathbf{T}$  retains usable information of hypothesis for predicting the explained sample (e.g., question  $q$  and answer  $a$ ). Conditioned on the sample and (noisy) explanation hypothesis, refiner maps the continuous vectors  $\mathbf{T}$  into a qualified explanation  $\mathbf{x}'$ .

**Outline.** Next, we present the refinement transformation that introduces a compact variable via a learnable conditional distribution  $p_\theta(\mathbf{t} | \mathbf{x})$  (§ 2.1), describe a T-information term to optimize the refinement by maximizing the mutual information between compact variable and task sample (§ 2.2), then discuss the practical details of regenerating a new qualified explanation (§ 2.3), and finally detail the training and application (§ 2.4).

## 2.1 Explanation Refinement

**Vectorization.** Suppose we have an explanation candidate  $\mathbf{x}$  that needs to be improved and simplified. We first use a parameter-fixed  $N$ -layer pretrained LM to encode  $\mathbf{x}$  and aggregate the hidden

states into a sequence of vectors  $\mathbf{X} \in \mathbb{R}^{N \times d}$ , where each  $d$ -dimensional vector  $\mathbf{x}_i$  is the weighted sum of hidden representations of each layer by attention weights. We keep representations of all layers because combining information from different LM layers is more useful than selecting a single layer (de Vries et al., 2020).

**Refinement Modeling.** Our first goal is to denoise irrelevant information in  $\mathbf{X}$  and obtain a highly compact representation  $\mathbf{T}$ , which could be formulated as a compression step of IB:  $I(\mathbf{X}; \mathbf{T}) \stackrel{\text{def}}{=} \mathbb{E}_{\mathbf{x}}[\mathbb{E}_{\mathbf{t} \sim p_\theta}[\log(\frac{p_\theta(\mathbf{t}|\mathbf{x})}{p_\theta(\mathbf{t})})]]$ , where  $p_\theta(\mathbf{t})$  is the prior distribution of bottleneck representation  $\mathbf{t}$ ,  $p_\theta(\mathbf{t}|\mathbf{x})$  is the stochastic map from the distribution of initial explanation hypothesis  $\mathbf{X}$  to that of something more concise  $\mathbf{T}$ , and  $\theta$  indicates learnable parameters.

**Optimization.** Specifically, for each vector  $\mathbf{x}_i$  of  $\mathbf{X} \in \mathbb{R}^{N \times d}$ , we perform a linear transformation on it to produce a polished representation  $\mathbf{t}_i = \text{MLP}(\mathbf{x}_i) \in \mathbb{R}^k$ . We assume  $\mathbf{t}_i \sim p_\theta(\mathbf{t}|\mathbf{x})$  follows an isotropic Gaussian distribution, where the mean and standard deviation are learnable parameters that are optimized using the reparameterization trick. However, for  $p_\theta(\mathbf{t}) = \mathbb{E}_{\hat{\mathbf{x}}} [p_\theta(\mathbf{t} | \hat{\mathbf{x}})]$ , it is difficult to loop over all candidates  $\hat{\mathbf{x}}$ . We use a standard Gaussian distribution  $\mathcal{N}(\mathbf{0}, \mathbf{1})$  to simulate  $p_\theta(\mathbf{t})$  for simplifying the optimization. Then we can minimize the upper bound of  $I(\mathbf{X}; \mathbf{T})$ :

$$O(I(\mathbf{X}; \mathbf{T})) = \mathbb{E}_{\mathbf{x}}[\mathbb{E}_{\mathbf{t} \sim p_\theta}[\log(\frac{p_\theta(\mathbf{t}|\mathbf{x})}{\mathcal{N}(\mathbf{0}, \mathbf{1})})]]. \quad (2)$$

Making this term small yields representations  $\mathbf{t}_i \in \mathbf{T}$  containing little information about  $\mathbf{x}_i$ , targeting

to denoise the initial (noisy) explanation candidates by forcing the refined vectors  $\mathbf{t}$  inheriting original information as little as possible.

## 2.2 Refinement Polishing

**Sample-Supportive Polishing.** Generally, explanation hypothesis  $\mathbf{x}$  carries valuable information more or less about explained sample. Our second goal is to verify  $\mathbf{t}$  not lose these useful features to explain sample  $\mathbf{z}$ . To encourage accurate and task-relevance refinement for entailing the sample being explained, we seek to maximize the predictive power of  $\mathbf{T}$  carried from  $\mathbf{X}$ :  $I(\mathbf{Z}; \mathbf{T}) \stackrel{\text{def}}{=} \mathbb{E}_{\mathbf{z}, \mathbf{t} \sim p_\theta} [\log(\frac{p_\theta(\mathbf{z}|\mathbf{t})}{p(\mathbf{z})})]$ , where  $p(\mathbf{z})$  is a constant independent to  $\theta$  and can be ignored. However, it is hard to estimate  $p_\theta(\mathbf{z} | \mathbf{t}) \stackrel{\text{def}}{=} \mathbb{E}_{\mathbf{x}} [\frac{p(\mathbf{z}|\mathbf{x})p_\theta(\mathbf{t}|\mathbf{x})p(\mathbf{x})}{p_\theta(\mathbf{t})}]$  because we have to iterate all possible  $\mathbf{x}$  that makes this term large.

**Optimization.** We extend recent work in information theory (Xu et al., 2020; Ethayarajh et al., 2022), generalizing Shannon information to measure how much information can be acquired from  $\mathbf{T}$  about  $\mathbf{Z}$  when constrained to limited computation, i.e., GPT-2 (Radford et al., 2019) in this paper. We approximate the intractable  $p_\theta(\mathbf{z} | \mathbf{t})$  with an information difference of a T-unconditional entropy  $H(\mathbf{Z})$  and T-conditional entropy  $H(\mathbf{Z} | \mathbf{T})$ , i.e.,  $I(\mathbf{T} \rightarrow \mathbf{Z}) = H(\mathbf{Z}) - H(\mathbf{Z} | \mathbf{T})$ . In practice, providing an additional task context benefits to accelerate optimization speed. We split task sample into sample input  $Z_c$  and sample output  $Z_o$ , and get an optimizable lower bound of  $I(\mathbf{Z}; \mathbf{T})$ :

$$H(\mathbf{Z}) = \inf \mathbb{E}[-\log f_\phi[Z_c](Z_o)], \quad (3)$$

$$H(\mathbf{Z} | \mathbf{T}) = \inf \mathbb{E}[-\log f_\phi[Z_c; \mathbf{T}](Z_o)]. \quad (4)$$

$$o(I(\mathbf{Z}; \mathbf{T})) = \mathbb{E}_{\mathbf{x}, \mathbf{z}} [\mathbb{E}_{\mathbf{t} \sim p_\theta(\mathbf{t}|\mathbf{x})} [\log(f_\phi(\mathbf{z}_o | \mathbf{z}_c; \mathbf{t})) - \log(f_\phi(\mathbf{z}_o | \mathbf{z}_c))]], \quad (5)$$

where  $\mathbf{t}$  is one of vectors of  $\mathbf{T}$ ,  $\theta$  and  $\phi$  are optimization parameters to maximize  $o(I(\mathbf{Z}; \mathbf{T}))$  In our setting, and variables  $\mathbf{T}$  serves as a learnable prefix (Li and Liang, 2021) to a GPT-2 decoder which is optimized as well. Making this term large yields a distribution  $\mathbf{T}$  containing important information for predicting  $\mathbf{Z}$ , making sure that  $\mathbf{T}$  is compact but meaningful to the explained sample.

## 2.3 Explanation Regeneration

Now the primal task is to translate the highly-dimensional compact representation  $\mathbf{T}$  into a new

readable explanation that may not be prevalent in the original hypothesis, while achieving nuclear quality of explanation: sufficiency and conciseness. Written more precisely, given a task sample  $\mathbf{z}$ , explanation hypothesis  $\mathbf{x}$ , and compact representation  $\mathbf{T}$ , how to learn a generator producing a more qualified explanation  $\mathbf{x}'$  (naturally explaining sufficient evidence in a shorter length in fewer errors)?

**Optimization.** Using the existing explanation datasets for various NLP tasks, we build a training corpus by pairing the human-written explanation and its synthetic imperfect version (see § 2.4 for details) which allows us to train a generator (GPT-2) to produce a new explanation:  $LM_\delta(\mathbf{x}'|\mathbf{z}; \mathbf{x}; \mathbf{T})$  where  $\mathbf{T}$  serves as a prefix input. The generator is updated with a cross-entropy loss  $\mathcal{L}_{LM}$  by training on the constructed corpus. The overall objective of EIB is the summation of  $\mathcal{L}_{IB}$  and  $\mathcal{L}_{LM}$ .

## 2.4 Training and Inference

A qualified explanation is expected to satisfy several characteristics: (i) providing new information, (ii) supporting the task sample, and (iii) expressing concisely without being vacuous. Before training, we analyze the explanations generated by OPT (Zhang et al., 2022) and GPT-3 (Brown et al., 2020). The state-of-art models, when compared to humans, still have improvement room in explanation generation, especially when prompts are long and complex.

**Training.** To ensure EIB gets enough supervision signals for regenerating explanations, we construct a synthetic dataset according to the generation characteristics of PLM for training. Specifically, for the gold explanations  $\mathcal{X}'$  of various tasks  $\{\mathcal{D}_{1, \dots, n}\}$  on hand, we perform five types of operations on  $\mathcal{X}'$  to get  $\mathcal{X}$ : (i) token- and sentence-level repetition, (ii) token- and sentence-level replacement, (iii) negation, (iv) shuffle, and (v) span- and sentence-level infilling using GLM (Du et al., 2022). Finally we build a training corpus MIX-EXPL of tuples of task sample, synthetic explanation  $\mathbf{x} \in \mathcal{X}$ , and gold explanation  $\mathbf{x}' \in \mathcal{X}'$  and train EIB on it.

**Inference.** Given an NLP sample (it could be from any NLP task  $\mathcal{D}_{n+1}$ ) and a prompt suffix like because, we first use PLM to generate an initial explanation hypothesis treated as  $\mathbf{x}$ . Then we improve  $\mathbf{x}$  using trained EIB framework towards meaningfulness, sufficiency, and conciseness. A

refiner first refines the hypothesis into a compact representation via a stochastic mapping learned from the guidance of the task sample, and then re-generates a sufficient and concise explanation. The prompting formats and examples are illustrated in Appendix C table 11.

### 3 Experiment

#### 3.1 Experiment Setup

Our experiments are organized into three sets: We first evaluate the quality of explanations generated by EIB on different tasks, and compare various baselines without explicit refinements towards sufficiency and conciseness. (§3.2) We further analyze the performance improvement brought by the information bottleneck with training on synthetic dataset MIXEXPL. (§3.4) Lastly, we qualitatively assess the current development of explanation generation and the challenges for evaluation. (§3.5)

**Human Evaluation Metrics.** Human evaluation has very high priorities for open-ended text generations (Zhang et al., 2020b; Yuan et al., 2021; Goyal et al., 2022), and the explanation generation task is not exempt. From the free-text language aspect, we have (i) Grammaticality and (ii) Factuality. From the open-ended explanation aspect, we have: (iii) New Information. (iv) Sufficiency, i.e., answering “*why this [output] is assigned to this [input]*” and stating the relationship between them. (v) Conciseness. i.e., being selective and comprehensive, not enumerating the complete set (Yu et al., 2019; Wiegrefe and Marasovic, 2021). Three crowd-sourced annotators are instructed to conduct comparisons for 200 samples of two NLP tasks. Average Krippendorff’s alpha is reported to indicate the inter-annotator agreement. Details of metrics and annotation are included in Appendix A.

**Automatic Metrics.** We include reference-based metrics BLEU- $n$  (Papineni et al., 2002), Rouge- $n$  (Lin and Hovy, 2002) CIDEr (Vedantam et al., 2015) and BERTScore (Zhang et al., 2020b). We use Distinct- $n$  (Li et al., 2016) to assess the diversity of generated explanations. Besides, we measure the proportion of distinct tokens (Novelty) in explanations that do not occur in the task sample. We report the average length (AVGLEN) of explanations to provide hints on the conciseness level.

**Datasets.** We construct a pre-training corpus MIXEXPL (§2.4) for optimizing EIB by choosing six existing free-text explanation datasets

Stage	Datasets	Training	Validation	Testing
Training	MIXEXPL	6,848	764	828
Inference	ECQA	-	-	2,194
	e-SNLI	-	-	9,184

Table 1: Statistics of training and inference datasets.

across various NLP tasks: science QA (Jansen et al., 2016), fact-checking (Alhindi et al., 2018; Kotonya and Toni, 2020), commonsense validation (Wang et al., 2019), pronoun coreference resolution (Zhang et al., 2020a), and defeasible natural language inference (Brahman et al., 2021).

We consider evaluating EIB on the universal features of explanations (i.e., sufficiency and conciseness). We use two NLP tasks excluded from the training corpus for analyzing the explanation generalization abilities of EIB. (i) ECQA (Aggarwal et al., 2021) for commonsense question answering. We formulate QA pairs into prompts to steer a large language model, i.e., OPT-13B (Zhang et al., 2022), and generate initial explanation candidates as input to EIB. (ii) e-SNLI (Camburu et al., 2018) for natural language inference where the premise, hypothesis, and relation label are packed into prompt for OPT-13B. The overall dataset statistics for training and inference are shown in Table 1.

**Baselines.** We compare EIB with following baselines: (i) SUPERVISED. A supervised GPT-2 Small fine-tuned on target domain (i.e., ECQA and e-SNLI). (ii) PROMPTING. The prompt-based zero-shot learning framework with a PLM (OPT-13B). (iii) PROMPTING-Filter. A trained acceptability filter on human binary judgments determines which of eight explanation candidates from PLM is plausible (Wiegrefe et al., 2021). (iv) BottleSum. A reference-free summarization method (West et al., 2019) using information bottleneck to extract high-light spans from a given paragraph (initial explanation candidates generated by PLM in this paper).

**Training Details.** The backbone language models used in EIB are initialized from GPT-2 Small (Radford et al., 2019) with the default parameters. We use Adam optimizer (Kingma and Ba, 2015) for pre-training EIB, with a learning rate of  $5e-5$ . We train for 20 epochs at most with mini-batches of size 32. For each training explanation candidate, we average over 5 i.i.d. samples of compression distribution T (§2.1) to reduce the variance of the stochastic gradient where the compression weight  $\beta$  is set to  $1e-4$  (Eq 1). The dimension

Datasets	Methods	Language-level Features		Explanation-level Features			$\alpha$
		Grammar	Factuality	New Info	Sufficiency	Conciseness	
ECQA	Human	2.99	3.00	2.88	2.83	2.60	0.365
	SUPERVISED	2.94	2.86	2.52	2.40	1.84	0.439
	BottleSum	1.95	2.67	2.26	1.57	1.75	0.411
	PROMPTING	2.88	2.66	2.69	2.02	1.73	0.563
	PROMPTING-Filter	2.90	2.81	2.64	2.30	1.77	0.668
	PROMPTING-EIB	2.97	2.79	<b>2.76</b>	2.17	2.59	0.393
	PROMPTING-Filter-EIB	2.93	<b>2.82</b>	2.74	<b>2.35</b>	<b>2.56</b>	0.449
e-SNLI	Human	2.96	2.93	2.97	2.79	2.88	0.363
	SUPERVISED	2.94	2.54	2.80	2.25	2.52	0.576
	BottleSum	1.95	2.35	2.26	1.51	1.37	0.421
	PROMPTING	2.97	2.21	2.72	1.85	1.23	0.615
	PROMPTING-Filter	2.97	2.46	2.61	1.83	1.30	0.591
	PROMPTING-EIB	2.98	2.57	<b>2.84</b>	<b>2.09</b>	<b>2.22</b>	0.402
	PROMPTING-Filter-EIB	2.94	<b>2.71</b>	2.66	1.97	2.14	0.422

Table 2: Human evaluation of explanation quality for different models on two different out-domain datasets, along with Krippendorff’s  $\alpha$  reported. PROMPTING-EIB and PROMPTING-Filter-EIB use the initial explanation candidates produced by PROMPTING and PROMPTING-Filter, respectively. Bluegrey background denotes the observed improvements of \*-EIB compared with from large language model \*.

of intermediate compact representations  $\mathbf{T}$  is 768 with a fixed length of 12. Explanations are generated by greedy decoding under the HuggingFace library (Wolf et al., 2019).

### 3.2 EIB vs. Baselines

**Overall Results.** Table 2 compares EIB with supervised and unsupervised prompting-based methods on language-level dimensions and explanation-level dimensions. We observe that EIB significantly outperforms its base methods PROMPTING and PROMPTING-Filter on the two tasks we evaluated, and this superiority is consistent across different explanation attributes. The explanation polished by EIB is more concise and sufficient while maintaining information coverage and quality, achieving over 44% improvement on explanation refinement for the ECQA dataset, with a similar gain in the e-SNLI setting. The EIB substantially improves explanation quality over the edit-based method BottleSum for both tasks, while being more fluent, grammatical, and an order of magnitude faster.

It’s commonly accepted that the zero-shot performance of a NLP model can lag way behind its fully-supervised performance (trained on human annotations). Notably, although the EIB not learn from any domain datasets during training, it contains comparable performance with SUPERVISED on explanation generation because of the knowledge retrieved from the gigantic PLM and the further refinement designs towards sufficient and concise explanations.

New Information (%)			
Datasets	Methods	Sufficiency=🙄↓	Factuality=🙄↓
ECQA	PLM	80.24	8.64
	EIB	<b>17.28</b>	<b>3.70</b>
e-SNLI	PLM	72.83	25.92
	EIB	<b>30.86</b>	<b>13.58</b>

Table 3: The proportion of unqualified information introduced in explanations, i.e., containing nonsense expressions and having factual errors.

Conciseness (%)				
Datasets	Methods	Score=1/3 ↓	Score=2/3 ↓	Abs Token ↑
ECQA	PLM	45.67	48.14	72.16
	EIB	<b>13.58</b>	<b>11.11</b>	<b>85.24</b>
e-SNLI	PLM	77.77	<b>13.58</b>	73.89
	EIB	<b>14.81</b>	20.98	<b>83.83</b>

Sufficiency (%)				
Datasets	Methods	Score=3/3 ↑	Concise=🙄↓	Concise=🙄↑
ECQA	PLM	39.50	90.62	9.38
	EIB	<b>44.44</b>	<b>18.67</b>	<b>81.33</b>
e-SNLI	PLM	41.97	90.32	9.68
	EIB	<b>58.02</b>	<b>32.89</b>	<b>67.11</b>

Table 4: Comparisons on conciseness and sufficiency dimensions. **Top:** Score=1/3 represents labeling as “copy samples or repeat itself”; Score=2/3 denotes labeling as “containing off-topic content”; Abstract Token denotes the proportion of distinct tokens per explanation. **Bottom:** we display the proportion of concise and redundant explanations among sufficient explanations.

### 3.3 Fine-grained Explanation Quality

We further analyze the EIB’s capacity to satisfy the semantic requirements of free-text explanations: *meaningfulness*, *sufficiency*, and *conciseness*.

Dataset	Methods	BERTScore	CIDEr	BLEU			Distinct		Novelty		AVGLEN
				1	2	4	1	2	1	2	
ECQA	SUPERVISED	87.67	78.25	27.79	19.22	11.22	22.20	58.10	51.09	51.68	16.79
	BottleSum	84.75	16.82	14.47	8.07	<b>3.78</b>	16.36	44.96	49.70	54.27	16.28
	PROMPTING	84.38	14.48	14.31	7.57	3.15	11.45	34.37	46.87	54.72	27.47
	PROMPTING-Filter	85.35	17.10	<b>15.52</b>	<b>8.10</b>	3.39	13.14	47.49	54.35	61.44	27.22
	PROMPTING-Filter-EIB	<b>85.02</b>	16.76	13.12	6.79	2.78	14.12	37.71	49.46	56.95	15.46
	PROMPTING-Filter-EIB	<b>85.86</b>	<b>20.51</b>	15.25	7.92	3.19	<b>16.54</b>	<b>48.44</b>	<b>55.10</b>	<b>61.60</b>	16.59
eSNLI	SUPERVISED	88.84	88.23	30.22	10.31	20.31	5.42	22.74	29.47	35.42	12.23
	BottleSum	85.95	38.02	20.97	13.17	<b>6.01</b>	5.45	<b>23.96</b>	25.34	32.35	18.75
	PROMPTING	85.83	17.23	16.99	10.32	4.49	3.60	15.61	27.09	36.24	27.65
	PROMPTING-Filter-EIB	86.41	19.49	18.21	11.62	5.40	3.40	16.88	27.19	34.58	12.98
	PROMPTING-EIB	86.61	32.72	20.96	11.77	4.83	5.52	20.30	<b>32.03</b>	<b>40.06</b>	13.78
	PROMPTING-Filter-EIB	<b>87.16</b>	<b>42.88</b>	<b>22.30</b>	<b>13.52</b>	5.97	<b>5.70</b>	22.65	30.85	37.01	15.34

Table 5: Automatic evaluation on explanations generated by different models on two datasets. Except for AVGLEN metric, other metric values are displayed in the percentage format. Results that the EIB model outperforms its base PLM model are in greyblue.

Datasets	Methods	BERTScore	CIDEr	BLEU			Distinct		Novelty		AVGLEN
				1	2	4	1	2	1	2	
ECQA	EIB	85.86	20.51	15.25	7.92	3.19	16.54	48.44	55.10	61.60	16.59
	w/o T-information	84.47	16.01	13.43	6.94	2.78	11.39	31.01	46.10	54.52	20.07
	w/o compression	84.44	12.76	9.70	4.95	1.88	7.14	19.47	40.69	50.76	23.17

Table 6: Ablation study for comparing the effectiveness of IB learning and T-information objective.

**New Information.** Table 3 shows the human scoring on other perspectives for explanations labeled as “introducing new information”. It’s worth noting that EIB could significantly improve the quality of newly-introduced information in explanation with meaningful expressions and convincing statements.

**Conciseness.** We evaluate the main reasons causing explanations labeled as “redundant”, it’s copying precedent context or it’s keeping repeat inside the predictions, as seen in Table 4. The redundant issues could be largely alleviated by EIB, with a positive influence on the rise diversity proportion of abstract tokens that occurs in explanations.

**Sufficiency.** As shown in table 4, we also compare EIB and PLM under the fine-grained settings of the sufficiency metric. Among all adequate explanations, EIB could balance a better trade-off 😊 between sufficiency and conciseness, achieving a higher proportion of sufficient and concise explanations respectively.

### 3.4 Explanation Regeneration as IB

**Overall Results.** For comprehensive comparisons, we also investigate the performance of different methods on various automatic metrics. Results are shown in table 5. The SUPERVISED performs best among all methods. Our conjecture is that there are spurious correlations in training datasets (Kavumba et al., 2022), e.g., for e-SNLI, golden explanations tend to use “... a paraphrase

of...” to explain samples with “entailment” labels. Among the unsupervised methods, we find that EIB improves generation qualities on most metrics over retrieval method and prompting methods. The improvement of EIB on vector-based metrics (BERTScore) and n-gram-based metrics (Distinct and Novelty) within a shorter length, leading to more sufficient and concise explanations.

**Effectiveness of Information Bottleneck.** The IB principle and T-information objective play key role in refining imperfect explanation candidates into sufficient and concise ones, as shown in Table 6. The obvious decrease in reference-based metrics, such as BERTScore, demonstrates that T-information is beneficial for correct and concise explanations without losing on-topic information. To ablate the effect of the whole IB, we train a baseline on MIXEXPL without IB loss Eq 1 (w/o compression), indicating that IB is very useful for generating sufficient and concise explanations. A similar trend occurs in the e-SNLI dataset included in Appendix B Table 9.

### 3.5 Qualitative Analysis

**Cases.** Table 7 displays an example of explanation generation for an NLI sample. The explanation generated by EIB is compelling enough as a more sufficient and concise version of the initial explanation candidates from prompting.

---

**Premise:** The festivities of the latin celebration has brought many visitors and performers to the city.  
**Hypothesis:** The city is completely devoid of people.  
**Label:** Contradiction  
**Human:** If the festivities brought many visitors and performers, it cannot be devoid of people.  
**SUPERVISED:** The Latin celebration is not entirely devoid of people.  
**BottleSum:** People. The inference is that the city is full of people. The.

---

**PROMPTING:** **There are people.** The inference is **that the city is full of people.**  
**PROMPTING-EIB:** **There are people. The implication is that the city is full of people.**

---

**PROMPTING-Filter:** Because the city is completely devoid of people. Now, let’s look at the second example. **Premise is the festivities of the latin celebration.**  
**PROMPTING-Filter-EIB:** **Premise is the celebrations of the latin celebration. People gather at the city’s main square.**

---

Table 7: Example from the e-SNLI dataset. Inherited information from the initial explanations of PLMs is colored in **green**. Newly-added semantics are denoted in **orange**. See Table 13, Appendix C for additional examples.

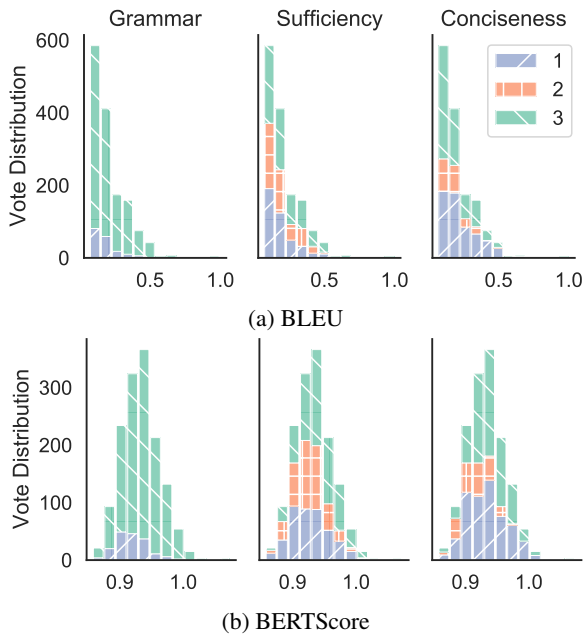


Figure 3: The distribution of human evaluation scores across different ranges of automatic metrics, BLEU and BERTScore, on the ECQA dataset. Colour spans along the y-axis represent the human votes, ranging from 1 (worst) to 3 (best).

**Challenges.** The evaluation quality has huge impact on designing explanation generation methods. We aim to answer “*are existing automatic metrics well-suited to evaluating zero-shot explanations?*” Figure 3 shows the agreement variation between the automatic and human metrics on the ECQA task. More results are included in Appendix B. On language-level metric (grammar), both BLEU and BERTScore have strong consistency with human votes. However, for explanation-level metrics, i.e., sufficiency and conciseness, we can see an obvious disagreement between automatic and human metrics. The situation is worse for the simple

$n$ -gram matching BLEU. There is a noticeable percentage of explanation candidates with low BLEU scores may acquire affirmation in human evaluation. The issues have been improved but still exist for BERTScore. Our finding is consistent with recent works (Goyal et al., 2022; Liang et al., 2022). The conventional evaluation difficulties in open-ended text generation also apply to explanation domains. Evaluating explanation generation, especially for unsupervised settings, will require a new framework distinct from the conventional automatic metrics.

## 4 Related Work

Textual explanations in free-text forms are more expressive and generally more readable (Rajani et al., 2019). Recent methods in free-text explanation generation could be divided into two types: supervised learning on labeled datasets (Inoue et al., 2021; Zhou et al., 2021; Fernandes et al., 2022) and unsupervised learning with large-scale pre-trained language models (PLM) (Lacinnik and Berant, 2020; Wiegrefe et al., 2021; Menick et al., 2022; Zelikman et al., 2022; Chowdhery et al., 2022). The success of zero-shot models (Zhang et al., 2022; Brown et al., 2020) can allow realistic use cases to drive research in a more reference-free way and save annotation costs. Qualified explanations are expected to be sufficiency and conciseness (Molnar, 2018; Wiegrefe and Marasovic, 2021; Tan, 2021). However, machine generations in single-pass, even with PLM, frequently violate these constraints and lack a mechanism to revise outputs toward explanation attributes (Camburu et al., 2020; Jung et al., 2022). In contrast to recent research, based on the (imperfect) explanations generated by PLM, EIB learns to distill explained-



task-relevance information and regenerates more sufficient and concise explanations by optimizing an information bottleneck objective, without any specific training supervision.

Information bottleneck (IB) provides an information perspective to explain the performance of neural networks (Tishby et al., 2000). IB measures the mutual information between random variables and is powerful especially for unsupervised learning (van den Oord et al., 2018), which has been adapted in various NLP downstream applications (West et al., 2019; Paranjape et al., 2020; Li and Liang, 2021; Ju et al., 2021; Sclar et al., 2022), balancing a trade-off between task irrelevance and task objectives. We are interested in compressing the unqualified explanation candidates into sufficient and concise ones with the guidance of explained task samples. To the best of our knowledge, we are the first to use IB for generative explanations without task-relevance supervisions.

## 5 Conclusion

Natural language explanations have attracted a lot of attention because free-text explanations are more expressive and generally more readable. However, the quality of machine-generated explanations still face challenges, e.g., inadequate supports or redundancy expressions, even with the large language models. In this work, we propose a general framework EIB to refine the (imperfect) explanation candidates of large language models into more sufficient and concise ones by optimizing information bottleneck objectives on synthetic pre-training data. Experiments on two out-domain datasets show that EIB is applicable and effective for generating more sufficient and concise explanations. Besides, our extensive analysis shows that the automatic evaluation of the free-text explanation is extremely difficult, and new evaluation frameworks are encouraged to compensate for conventional automatic metrics.

## Limitations

**Extension to different domains and task formats.** In this work, we limit our experiments to generating free-text explanations given an NLP task sample. In future work, we aim to extend our method over more diverse settings, e.g., controllable explanation generation or synergetic explanation generation and task prediction. Besides, more work is needed to assess EIB’s robustness

and generalization when applying it to different NLP domains. These domains may differ in sample type, topic, or even with different preferred explanation attributes.

**Combination with Large PLM.** EIB’s success is also tied to other systems’ or datasets’ quality, mainly the PLM on zero-shot inference and training corpus from existing explanation datasets. This phenomenon may be remedied if we design specific interactions with PLM and other sources for explanation-related knowledge distillation.

**Evaluation Quality and Consistent.** EIB is large dependent on human evaluation due to the open-ended characteristics. Current automatic evaluation metrics are not convincing and reliable when compared to human evaluation. However, reproducing the human evaluation results across different workds may be difficult. This suggests that better automatic evaluation metrics are desperately needed.

## References

- Shourya Aggarwal, Divyanshu Mandowara, Vishwa-jeet Agrawal, Dinesh Khandelwal, Parag Singla, and Dinesh Garg. 2021. *Explanations for commonsenseqa: New dataset and models*. In *Proceedings of the 59th Annual Meeting of the Association for Computational Linguistics and the 11th International Joint Conference on Natural Language Processing, ACL/IJCNLP 2021, (Volume 1: Long Papers), Virtual Event, August 1-6, 2021*, pages 3050–3065. Association for Computational Linguistics.
- Tariq Alhindi, Savvas Petridis, and Smaranda Muresan. 2018. *Where is your evidence: Improving fact-checking by justification modeling*. In *Proceedings of the First Workshop on Fact Extraction and VERification (FEVER)*, pages 85–90, Brussels, Belgium. Association for Computational Linguistics.
- Faeze Brahman, Vered Shwartz, Rachel Rudinger, and Yejin Choi. 2021. Learning to rationalize for non-monotonic reasoning with distant supervision. In *Proceedings of the AAAI Conference on Artificial Intelligence*, volume 35, pages 12592–12601.
- Tom B. Brown, Benjamin Mann, Nick Ryder, Melanie Subbiah, Jared Kaplan, Prafulla Dhariwal, Arvind Neelakantan, Pranav Shyam, Girish Sastry, Amanda Askell, Sandhini Agarwal, Ariel Herbert-Voss, Gretchen Krueger, Tom Henighan, Rewon Child, Aditya Ramesh, Daniel M. Ziegler, Jeffrey Wu, Clemens Winter, Christopher Hesse, Mark Chen, Eric Sigler, Mateusz Litwin, Scott Gray, Benjamin Chess, Jack Clark, Christopher Berner, Sam McCandlish, Alec Radford, Ilya Sutskever, and Dario

- Amodei. 2020. [Language models are few-shot learners](#). *CoRR*, abs/2005.14165.
- Oana-Maria Camburu, Tim Rocktäschel, Thomas Lukasiewicz, and Phil Blunsom. 2018. [e-snli: Natural language inference with natural language explanations](#). In *Advances in Neural Information Processing Systems 31: Annual Conference on Neural Information Processing Systems 2018, NeurIPS 2018, December 3-8, 2018, Montréal, Canada*, pages 9560–9572.
- Oana-Maria Camburu, Brendan Shillingford, Pasquale Minervini, Thomas Lukasiewicz, and Phil Blunsom. 2020. [Make up your mind! adversarial generation of inconsistent natural language explanations](#). In *Proceedings of the 58th Annual Meeting of the Association for Computational Linguistics, ACL 2020, Online, July 5-10, 2020*, pages 4157–4165. Association for Computational Linguistics.
- Aakanksha Chowdhery, Sharan Narang, Jacob Devlin, Maarten Bosma, Gaurav Mishra, Adam Roberts, Paul Barham, Hyung Won Chung, Charles Sutton, Sebastian Gehrmann, Parker Schuh, Kensen Shi, Sasha Tsvyashchenko, Joshua Maynez, Abhishek Rao, Parker Barnes, Yi Tay, Noam Shazeer, Vinodkumar Prabhakaran, Emily Reif, Nan Du, Ben Hutchinson, Reiner Pope, James Bradbury, Jacob Austin, Michael Isard, Guy Gur-Ari, Pengcheng Yin, Toju Duke, Anselm Levskaya, Sanjay Ghemawat, Sunipa Dev, Henryk Michalewski, Xavier Garcia, Vedant Misra, Kevin Robinson, Liam Fedus, Denny Zhou, Daphne Ippolito, David Luan, Hyeontaek Lim, Barret Zoph, Alexander Spiridonov, Ryan Sepassi, David Dohan, Shivani Agrawal, Mark Omernick, Andrew M. Dai, Thanumalayan Sankaranarayanan Pillai, Marie Pellat, Aitor Lewkowycz, Erica Moreira, Rewon Child, Oleksandr Polozov, Katherine Lee, Zongwei Zhou, Xuezhi Wang, Brennan Saeta, Mark Diaz, Orhan Firat, Michele Catasta, Jason Wei, Kathy Meier-Hellstern, Douglas Eck, Jeff Dean, Slav Petrov, and Noah Fiedel. 2022. [Palm: Scaling language modeling with pathways](#). *CoRR*, abs/2204.02311.
- Wietse de Vries, Andreas van Cranenburgh, and Malvina Nissim. 2020. [What’s so special about BERT’s layers? a closer look at the NLP pipeline in monolingual and multilingual models](#). In *Findings of the Association for Computational Linguistics: EMNLP 2020*, pages 4339–4350, Online. Association for Computational Linguistics.
- Zhengxiao Du, Yujie Qian, Xiao Liu, Ming Ding, Jiezhong Qiu, Zhilin Yang, and Jie Tang. 2022. [GLM: general language model pretraining with autoregressive blank infilling](#). In *Proceedings of the 60th Annual Meeting of the Association for Computational Linguistics (Volume 1: Long Papers), ACL 2022, Dublin, Ireland, May 22-27, 2022*, pages 320–335. Association for Computational Linguistics.
- Kawin Ethayarajh, Yejin Choi, and Swabha Swayamdipta. 2022. [Understanding dataset difficulty with V-usable information](#). In *International Conference on Machine Learning, ICML 2022, 17-23 July 2022, Baltimore, Maryland, USA*, volume 162 of *Proceedings of Machine Learning Research*, pages 5988–6008. PMLR.
- Patrick Fernandes, Marcos V. Treviso, Danish Pruthi, André F. T. Martins, and Graham Neubig. 2022. [Learning to scaffold: Optimizing model explanations for teaching](#). *CoRR*, abs/2204.10810.
- Tanya Goyal, Junyi Jessy Li, and Greg Durrett. 2022. [News summarization and evaluation in the era of GPT-3](#). *CoRR*, abs/2209.12356.
- Naoya Inoue, Harsh Trivedi, Steven Sinha, Niranjan Balasubramanian, and Kentaro Inui. 2021. [Summarize-then-answer: Generating concise explanations for multi-hop reading comprehension](#). In *Proceedings of the 2021 Conference on Empirical Methods in Natural Language Processing, EMNLP 2021, Virtual Event / Punta Cana, Dominican Republic, 7-11 November, 2021*, pages 6064–6080. Association for Computational Linguistics.
- Peter Jansen, Niranjan Balasubramanian, Mihai Surdeanu, and Peter Clark. 2016. [What’s in an explanation? characterizing knowledge and inference requirements for elementary science exams](#). In *Proceedings of COLING 2016, the 26th International Conference on Computational Linguistics: Technical Papers*, pages 2956–2965.
- Jiaxin Ju, Ming Liu, Huan Yee Koh, Yuan Jin, Lan Du, and Shirui Pan. 2021. [Leveraging information bottleneck for scientific document summarization](#). In *Findings of the Association for Computational Linguistics: EMNLP 2021*, pages 4091–4098, Punta Cana, Dominican Republic. Association for Computational Linguistics.
- Jaehun Jung, Lianhui Qin, Sean Welleck, Faeze Brahman, Chandra Bhagavatula, Ronan Le Bras, and Yejin Choi. 2022. [Maieutic prompting: Logically consistent reasoning with recursive explanations](#). *CoRR*, abs/2205.11822.
- Nora Kassner and Hinrich Schütze. 2020. [Negated and misprimed probes for pretrained language models: Birds can talk, but cannot fly](#). In *Proceedings of the 58th Annual Meeting of the Association for Computational Linguistics*, pages 7811–7818, Online. Association for Computational Linguistics.
- Pride Kavumba, Ryo Takahashi, and Yusuke Oda. 2022. [Are prompt-based models clueless?](#) In *Proceedings of the 60th Annual Meeting of the Association for Computational Linguistics (Volume 1: Long Papers), ACL 2022, Dublin, Ireland, May 22-27, 2022*, pages 2333–2352. Association for Computational Linguistics.
- Diederik P. Kingma and Jimmy Ba. 2015. [Adam: A method for stochastic optimization](#). In *3rd International Conference on Learning Representations*,

- ICLR 2015, San Diego, CA, USA, May 7-9, 2015, Conference Track Proceedings.*
- Neema Kotonya and Francesca Toni. 2020. Explainable automated fact-checking for public health claims. In *Proceedings of the 2020 Conference on Empirical Methods in Natural Language Processing (EMNLP)*, pages 7740–7754.
- Andrew K. Lampinen, Nicholas A. Roy, Ishita Dasgupta, Stephanie Cy Chan, Allison C. Tam, James L. McClelland, Chen Yan, Adam Santoro, Neil C. Rabinowitz, Jane X. Wang, and Felix Hill. 2022. Tell me why! explanations support learning relational and causal structure. In *International Conference on Machine Learning, ICML 2022, 17-23 July 2022, Baltimore, Maryland, USA*, volume 162 of *Proceedings of Machine Learning Research*, pages 11868–11890. PMLR.
- Veronica Latcinnik and Jonathan Berant. 2020. Explaining question answering models through text generation. *CoRR*, abs/2004.05569.
- Jiwei Li, Michel Galley, Chris Brockett, Jianfeng Gao, and Bill Dolan. 2016. A diversity-promoting objective function for neural conversation models. In *NAACL HLT 2016, The 2016 Conference of the North American Chapter of the Association for Computational Linguistics: Human Language Technologies, San Diego California, USA, June 12-17, 2016*, pages 110–119. The Association for Computational Linguistics.
- Xiang Lisa Li and Percy Liang. 2021. Prefix-tuning: Optimizing continuous prompts for generation. In *Proceedings of the 59th Annual Meeting of the Association for Computational Linguistics and the 11th International Joint Conference on Natural Language Processing, ACL/IJCNLP 2021, (Volume 1: Long Papers), Virtual Event, August 1-6, 2021*, pages 4582–4597. Association for Computational Linguistics.
- Percy Liang, Rishi Bommasani, Tony Lee, Dimitris Tsipras, Dilara Soylu, Michihiro Yasunaga, Yian Zhang, Deepak Narayanan, Yuhuai Wu, Ananya Kumar, Benjamin Newman, Binhang Yuan, Bobby Yan, Ce Zhang, Christian Cosgrove, Christopher D. Manning, Christopher Ré, Diana Acosta-Navas, Drew A. Hudson, Eric Zelikman, Esin Durmus, Faisal Ladhak, Frieda Rong, Hongyu Ren, Huaxiu Yao, Jue Wang, Keshav Santhanam, Laurel J. Orr, Lucia Zheng, Mert Yuksekgönül, Mirac Suzgun, Nathan Kim, Neel Guha, Niladri S. Chatterji, Omar Khattab, Peter Henderson, Qian Huang, Ryan Chi, Sang Michael Xie, Shibani Santurkar, Surya Ganguli, Tatsunori Hashimoto, Thomas Icard, Tianyi Zhang, Vishrav Chaudhary, William Wang, Xuechen Li, Yifan Mai, Yuhui Zhang, and Yuta Koreeda. 2022. Holistic evaluation of language models. *CoRR*, abs/2211.09110.
- Chin-Yew Lin and Eduard Hovy. 2002. Manual and automatic evaluation of summaries. In *Proceedings of the ACL-02 Workshop on Automatic Summarization*, pages 45–51.
- Jacob Menick, Maja Trebacz, Vladimir Mikulik, John Aslanides, H. Francis Song, Martin Chadwick, Mia Glaese, Susannah Young, Lucy Campbell-Gillingham, Geoffrey Irving, and Nat McAleese. 2022. Teaching language models to support answers with verified quotes. *CoRR*, abs/2203.11147.
- Tim Miller. 2019. Explanation in artificial intelligence: Insights from the social sciences. *Artif. Intell.*, 267:1–38.
- Christoph Molnar. 2018. A guide for making black box models explainable. URL: <https://christophm.github.io/interpretable-ml-book>.
- Kishore Papineni, Salim Roukos, Todd Ward, and Wei-Jing Zhu. 2002. Bleu: a method for automatic evaluation of machine translation. In *Proceedings of the 40th Annual Meeting of the Association for Computational Linguistics, July 6-12, 2002, Philadelphia, PA, USA*, pages 311–318. ACL.
- Bhargavi Paranjape, Mandar Joshi, John Thickstun, Hannaneh Hajishirzi, and Luke Zettlemoyer. 2020. An information bottleneck approach for controlling conciseness in rationale extraction. In *Proceedings of the 2020 Conference on Empirical Methods in Natural Language Processing (EMNLP)*, pages 1938–1952, Online. Association for Computational Linguistics.
- Alec Radford, Jeffrey Wu, Rewon Child, David Luan, Dario Amodei, Ilya Sutskever, et al. 2019. Language models are unsupervised multitask learners. *OpenAI blog*, 1(8):9.
- Nazneen Fatema Rajani, Bryan McCann, Caiming Xiong, and Richard Socher. 2019. Explain yourself! leveraging language models for commonsense reasoning. In *Proceedings of the 57th Conference of the Association for Computational Linguistics, ACL 2019, Florence, Italy, July 28- August 2, 2019, Volume 1: Long Papers*, pages 4932–4942. Association for Computational Linguistics.
- Melanie Sclar, Peter West, Sachin Kumar, Yulia Tsvetkov, and Yejin Choi. 2022. Referee: Reference-free sentence summarization with sharper controllability through symbolic knowledge distillation. *CoRR*, abs/2210.13800.
- Chenhao Tan. 2021. On the diversity and limits of human explanations. *arXiv preprint arXiv:2106.11988*.
- Naftali Tishby, Fernando C. N. Pereira, and William Bialek. 2000. The information bottleneck method. *CoRR*, physics/0004057.
- Aäron van den Oord, Yazhe Li, and Oriol Vinyals. 2018. Representation learning with contrastive predictive coding. *CoRR*, abs/1807.03748.

- Ramakrishna Vedantam, C. Lawrence Zitnick, and Devi Parikh. 2015. [Cider: Consensus-based image description evaluation](#). In *IEEE Conference on Computer Vision and Pattern Recognition, CVPR 2015, Boston, MA, USA, June 7-12, 2015*, pages 4566–4575. IEEE Computer Society.
- Cunxiang Wang, Shuailong Liang, Yue Zhang, Xiaonan Li, and Tian Gao. 2019. [Does it make sense? and why? a pilot study for sense making and explanation](#). In *Proceedings of the 57th Annual Meeting of the Association for Computational Linguistics*, pages 4020–4026, Florence, Italy. Association for Computational Linguistics.
- Jason Wei, Xuezhi Wang, Dale Schuurmans, Maarten Bosma, Ed H. Chi, Quoc Le, and Denny Zhou. 2022. [Chain of thought prompting elicits reasoning in large language models](#). *CoRR*, abs/2201.11903.
- Sean Welleck, Ximing Lu, Peter West, Faeze Brahman, Tianxiao Shen, Daniel Khashabi, and Yejin Choi. 2022. [Generating sequences by learning to self-correct](#). *arXiv preprint arXiv:2211.00053*.
- Peter West, Ari Holtzman, Jan Buys, and Yejin Choi. 2019. [Bottlesum: Unsupervised and self-supervised sentence summarization using the information bottleneck principle](#). In *Proceedings of the 2019 Conference on Empirical Methods in Natural Language Processing and the 9th International Joint Conference on Natural Language Processing, EMNLP-IJCNLP 2019, Hong Kong, China, November 3-7, 2019*, pages 3750–3759. Association for Computational Linguistics.
- Sarah Wiegrefe, Jack Hessel, Swabha Swayamdipta, Mark O. Riedl, and Yejin Choi. 2021. [Reframing human-ai collaboration for generating free-text explanations](#). *CoRR*, abs/2112.08674.
- Sarah Wiegrefe and Ana Marasovic. 2021. [Teach me to explain: A review of datasets for explainable natural language processing](#). In *Thirty-fifth Conference on Neural Information Processing Systems Datasets and Benchmarks Track (Round 1)*.
- Thomas Wolf, Lysandre Debut, Victor Sanh, Julien Chaumond, Clement Delangue, Anthony Moi, Pierric Cistac, Tim Rault, Rémi Louf, Morgan Funtowicz, and Jamie Brew. 2019. [Huggingface’s transformers: State-of-the-art natural language processing](#). *CoRR*, abs/1910.03771.
- Yilun Xu, Shengjia Zhao, Jiaming Song, Russell Stewart, and Stefano Ermon. 2020. [A theory of usable information under computational constraints](#). In *8th International Conference on Learning Representations, ICLR 2020, Addis Ababa, Ethiopia, April 26-30, 2020*. OpenReview.net.
- Mo Yu, Shiyu Chang, Yang Zhang, and Tommi S. Jaakkola. 2019. [Rethinking cooperative rationalization: Introspective extraction and complement control](#). In *Proceedings of the 2019 Conference on Empirical Methods in Natural Language Processing and the 9th International Joint Conference on Natural Language Processing, EMNLP-IJCNLP 2019, Hong Kong, China, November 3-7, 2019*, pages 4092–4101. Association for Computational Linguistics.
- Weizhe Yuan, Graham Neubig, and Pengfei Liu. 2021. [Bartscore: Evaluating generated text as text generation](#). In *Advances in Neural Information Processing Systems 34: Annual Conference on Neural Information Processing Systems 2021, NeurIPS 2021, December 6-14, 2021, virtual*, pages 27263–27277.
- Eric Zelikman, Yuhuai Wu, and Noah D. Goodman. 2022. [Star: Bootstrapping reasoning with reasoning](#). *CoRR*, abs/2203.14465.
- Hongming Zhang, Xinran Zhao, and Yangqiu Song. 2020a. [Winowhy: A deep diagnosis of essential commonsense knowledge for answering winograd schema challenge](#). In *Proceedings of the 58th Annual Meeting of the Association for Computational Linguistics*, pages 5736–5745.
- Susan Zhang, Stephen Roller, Naman Goyal, Mikel Artetxe, Moya Chen, Shuohui Chen, Christopher Dewan, Mona Diab, Xian Li, Xi Victoria Lin, Todor Mihaylov, Myle Ott, Sam Shleifer, Kurt Shuster, Daniel Simig, Punit Singh Koura, Anjali Sridhar, Tianlu Wang, and Luke Zettlemoyer. 2022. [OPT: open pre-trained transformer language models](#). *CoRR*, abs/2205.01068.
- Tianyi Zhang, Varsha Kishore, Felix Wu, Kilian Q. Weinberger, and Yoav Artzi. 2020b. [Bertscore: Evaluating text generation with BERT](#). In *8th International Conference on Learning Representations, ICLR 2020, Addis Ababa, Ethiopia, April 26-30, 2020*. OpenReview.net.
- Pei Zhou, Pegah Jandaghi, Hyundong Cho, Bill Yuchen Lin, Jay Pujara, and Xiang Ren. 2021. [Probing commonsense explanation in dialogue response generation](#). In *Findings of the Association for Computational Linguistics: EMNLP 2021, Virtual Event / Punta Cana, Dominican Republic, 16-20 November, 2021*, pages 4132–4146. Association for Computational Linguistics.

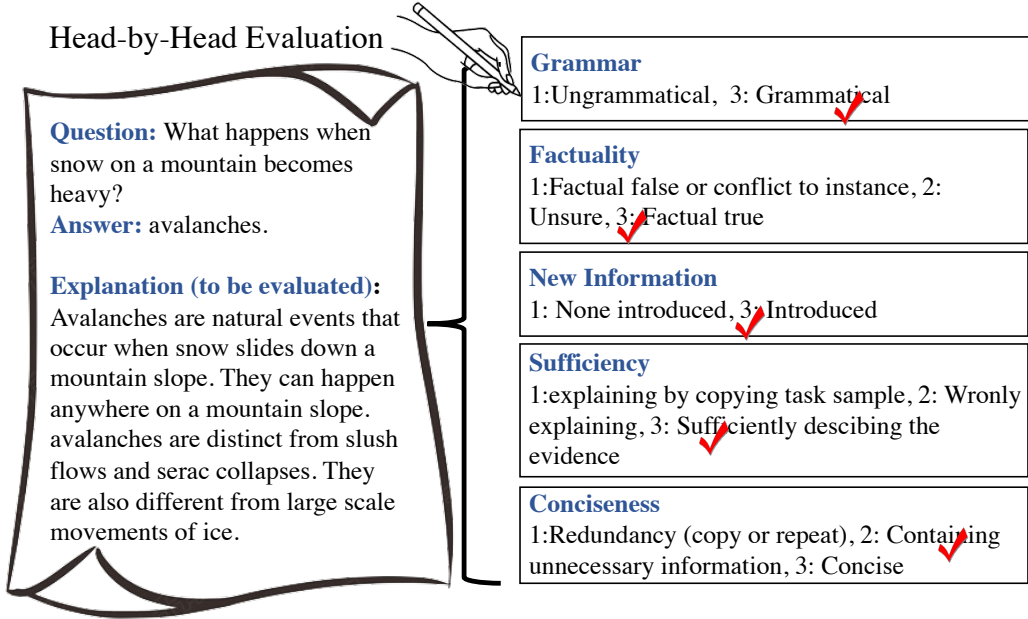


Figure 4: Head-by-head human evaluation pipeline. Given a task sample and an explanation candidate to be evaluated, annotators are required to evaluate the explanation candidate in 5 aspects.

## A Annotation Details

A detailed human annotation process is exemplified in Figure 4. Given a task sample and an explanation candidate to be evaluated, annotators are required to evaluate the explanation candidate in 5 axes:

(i) *grammar* (is the explanation fluent for reading without no grammar errors?). A natural-language explanation is at least fluent without grammatical mistakes. (ii) *factuality* (does the explanation consistent with commonsense knowledge and not conflict with explained samples and explanation itself?) Good explanations do not violate commonsense knowledge, not conflict with the established fact stated in the given sample or make self-contradiction. (iii) *new information* (does the explanation provide new information not stated in the task sample?). We expect the good explanation to be informative and diverse. (iv) *sufficiency* (is the explanation adequate enough as evidence for answering “why this [answer] is assigned to this [question]”?). Explanations are supposed to provide enough evidence to describe the relationship between sample input and output. (v) *conciseness* (does the explanation not contains redundancies or irrelevant information?) Explanations should be the selective and comprehensive reason over all possibilities, not to enumerate the complete set.

Datasets	Overall Explanation Preference (%)		
	PLM	Tie	PLM-EIB
ECQA	12.96	20.99	66.05
e-SNLI	7.41	26.54	66.04

Table 8: A/B testing for explanations directly generated by the large-scale pre-trained language model (PLM) vs. additionally purified by EIB in two datasets, shown as % preferences aggregated over 3 annotators.

## B Additional Results

**Head-to-head Human Evaluations.** Furthermore, we investigate whether the explanation regenerated by EIB better supports the explained task samples than the initial explanation candidates on the whole. We perform a head-to-head comparison of large language model generations conditioned on the prompts vs. EIB regenerations in Table 8. We find that, for both tasks, generations refined towards sufficiency and conciseness outperform the single-pass generations by prompting. These results provide evidence that explanation refinement and regeneration are necessary for effectively explaining task samples because of the special attributes which are different from general language sentences.

**Ablation on e-SNLI Dataset.** Results in Table 9 show that the full model significantly improves the explanation quality across the different aspects,

Datasets	Methods	BERTScore	CIDEr	BLEU			Distinct		Novelty		AVGLEN
				1	2	4	1	2	1	2	
ECQA	EIB	85.86	20.51	15.25	7.92	3.19	16.54	48.44	55.10	61.60	16.59
	w/o T-information	84.47	16.01	13.43	6.94	2.78	11.39	31.01	46.10	54.52	20.07
	w/o compression	84.44	12.76	9.70	4.95	1.88	7.14	19.47	40.69	50.76	23.17
eSNLI	EIB	87.16	42.88	22.30	13.52	5.97	5.70	22.65	30.85	37.01	15.34
	w/o T-information	86.62	33.73	19.97	12.24	5.51	4.10	19.09	29.30	36.49	17.61
	w/o compression	86.46	33.79	19.53	11.89	5.31	4.12	18.79	29.83	36.71	19.70

Table 9: Ablation study for comparing the effectiveness of IB learning and T-information objective on e-SNLI dataset.

Datasets (test split)	BERTScore	CIDEr	ROUGE			BLEU			Distinct	
			1	2	L	1	2	4	1	2
Overall	0.90	2.43	56.99	44.49	56.12	30.38	26.99	23.66	9.26	24.69
Science Exam QA	0.90	1.24	67.76	53.85	67.33	34.88	31.89	28.13	7.73	17.05
Sen-Making	0.98	7.87	84.02	81.25	83.90	82.79	81.55	80.10	37.02	63.92
WinoWhy	0.89	1.20	44.49	25.70	43.15	21.67	17.94	14.41	6.09	13.47
LIAR-PLUS	0.82	0.16	30.71	17.02	29.27	13.03	9.41	6.94	7.31	18.00
PubHealth	0.94	3.05	73.28	66.23	73.04	62.82	60.79	57.89	27.87	57.30
E- $\delta$ -NLI	0.91	1.28	62.72	46.75	61.61	47.65	42.50	36.96	14.42	35.91

Table 10: Performance of EIB framework on overall in-domain test split and separate in-domain test sets of different datasets.

demonstrating the benefits of information bottleneck on explanation polishment. The performance on overall and separated-task test splits is quite good on the broad automatic metrics, indicating sufficient pretraining on our MIXEXPL corpus.

**Performance on In-domain NLP Tasks.** We also evaluate the performance of EIB on six in-domain NLP tasks to ensure the effectiveness of the training stage and generalization of the designed framework. Results are shown in Table 10. The strong results on the test sets indicate the well-trained of EIB on the MIXEXPL corpus.

**Prompting Inference Format.** When inference, the explanation candidates are prompted from large language models (PLM), and the prompt formats of test tasks (ECQA and e-SNLI) are illustrated in Table 11. We use OPT-13B as the PLM. The explanation candidates are generated by greedy decoding and top- $p$  sampling ( $p=0.9$ ). For each example, we display one explanation candidate by greedy decoding and three by top- $p$  sampling.

## C Qualitative Examples

**Error Cases.** Table 12 presents explanations that are unqualified from the perceptiveness of new information. The descriptions of these error types are detailed in § 3.3.

**Additional Cases.** More generation examples for ECQA and e-SNLI datasets are shown in Table 13.

<p><b>ECQA</b> (Aggarwal et al., 2021)</p> <p><b>Question:</b> The mother finished wrapping the very last gift, she then placed it under the what?</p> <p><b>Answer:</b> Christmas tree.</p> <p><b>Prompt #1:</b> Let’s explain question and answer. Question is the mother finished wrapping the very last gift, she then placed it under the what? Answer is christmas tree <b>because</b></p> <p><b>Prompt #2:</b> LLet’s explain question and answer. Question is the mother finished wrapping the very last gift, she then placed it under the what? Answer is christmas tree. <b>Why?</b></p> <p><b>Explanation Candidates:</b></p> <p>(1) Greedy: She was done. I’m not sure if you’re being serious or not, but I’m going to assume you are. This the only place where you can get a present the entire day. So the child could not see any presents the next day. So if you’re still stuck, just choose another one of your friends!</p> <p>(2) Top-<i>p</i> Sampling: This the only place where you can get a present the entire day. So the child could not see any presents the next day. So if you’re still stuck, just choose another one of your friends!</p> <p>(3) Top-<i>p</i> Sampling: It would be the best place for a surprise. Congratulations to our winners!</p> <p>(4) Top-<i>p</i> Sampling: Because she’s a mother. She’s got to do it.</p>
<p><b>e-SNLI</b> (Camburu et al., 2018)</p> <p><b>Premise:</b> A statue at a museum that no seems to be looking at.</p> <p><b>Hypothesis:</b> Tons of people are gathered around the statue.</p> <p><b>Prompt #1:</b> Let’s explain a natural language inference. Premise is a statue at a museum that no seems to be looking at. It is contradiction to say tons of people are gathered around the statue <b>because</b></p> <p><b>Prompt #2:</b> Let’s explain a natural language inference. Premise is a statue at a museum that no seems to be looking at. It is contradiction to say tons of people are gathered around the statue. <b>Why?</b></p> <p><b>Explanation Candidates:</b></p> <p>(1) Greedy: It is not looking at anyone. The inference is that the statue is looking at someone. It is not a statue that everyone is looking at. The same goes with the sentence “The statue is not looking at everyon”. It is a contradiction to say tons of people are gathered around the statue. No one is looking at it. Inference is a process of finding out the truth of a statement.</p> <p>(2) Top-<i>p</i> Sampling: It is not looking at anyone. The inference is that the statue is looking at someone.</p> <p>(3) Top-<i>p</i> Sampling: No one is looking at it. Inference is a process of finding out the truth of a statement.</p> <p>(4) Top-<i>p</i> Sampling: Because it is a contradiction. If tons of people are gathered around the statue then it would be obvious that they are looking at it.</p>

Table 11: Prompting format for acquiring initial explanation candidates from large-scale pretrained language model using different decoding strategies.

<p><b>Bad Cases for New Information Metric</b></p> <p><b>Question:</b> What type of feeling is performing for the first time likely to produce?</p> <p><b>Answer:</b> Anxiety.</p> <p><b>PLM:</b> The performer is not sure how the audience will react. <u>Question: What is the difference between a performer who is nervous and a performer who is anxious? Answer: A performer who is nervous is afraid of what the audience will think of him. (useless statement)</u></p> <p><b>PLM-EIB:</b> The performer is not sure how the audience will react. A performer who is nervous is afraid of what the audience will think of him.</p>
<p><b>Question:</b> Where might you use a forklift to stack boxes onto shelves?</p> <p><b>Answer:</b> Warehouse.</p> <p><b>PLM:</b> You can’t stack boxes on shelves. I’m not sure what you’re trying to say. I’m asking if there’s a way to stack boxes on shelves without using a forklift. <u>You can stack boxes on shelves without using a forklift. (self-confliction)</u></p> <p><b>PLM-EIB:</b> You can’t stack boxes on shelves without using a forklift. You use the fork lift to move your inventory and boxes from warehouse.</p>

Table 12: Examples of failure generations in the dimension of new information.

<p>ECQA (Aggarwal et al., 2021)</p> <hr/> <p><b>Question:</b> What is someone likely to call a bazaar in the us?  <b>Answer:</b> Festival.  <b>PLM:</b> It's a celebration of the end of the harvest. The bazaar is a place where people sell their goods. The word bazaar comes from the Arabic word bazara which means market. The word bazaar is used to describe a market place.  <b>EIB:</b> It's a celebration of the end of the harvest. The bazaar is a place where people sell their goods.</p> <hr/> <p><b>Question:</b> What type of feeling is performing for the first time likely to produce?  <b>Answer:</b> Anxiety.  <b>PLM:</b> The performer is not sure how the audience will react. Question: What is the difference between a performer who is nervous and a performer who is anxious? Answer: A performer who is nervous is afraid of what the audience will think of him.  <b>EIB:</b> The performer is not sure how the audience will react. A performer who is nervous is afraid of what the audience will think of him.</p> <hr/> <p><b>Question:</b> What type of feeling is performing for the first time likely to produce?  <b>Answer:</b> Anxiety.  <b>PLM:</b> They are competing in dangerous events. I think the question is more along the lines of ""why do people do this?"  <b>EIB:</b> People do this because they want to compete. Competition is dangerous.</p> <hr/> <p><b>Question:</b> They were surprised that he enjoy rap, but he explained that every genre has what?  <b>Answer:</b> Good music.  <b>PLM:</b> He thinks all music has good music i'd agree with that answer. You can make the argument that all music can be classified as good music or bad music by looking at the genre of the music. Rap music being so popular in today's.  <b>EIB:</b> Rapper is a type of music. All music can be classified as good music or bad music.</p>
<p>e-SNLI (Camburu et al., 2018)</p> <hr/> <p><b>Premise:</b> A young boy is playing in the sandy water.  <b>Hypothesis:</b> A young boy is playing in the grass.  <b>Label:</b> Contradiction  <b>PLM:</b> The boy is playing in the sand. The inference is that the boy is playing in the sand. Premise is a young boy is playing in sand.  <b>EIB:</b> The implication is that the boy is playing in the sand.</p> <hr/> <p><b>Premise:</b> A woman in a brown jacket and jeans is kneeling on a brick road while taking a picture of another woman posing.  <b>Hypothesis:</b> The woman is outside.  <b>Label:</b> Entailment  <b>PLM:</b> She is kneeling on the road. Premise is a woman in a brown jacket and jeans is kneeling on a brick road while taking a picture of another woman posing.  <b>EIB:</b> She is standing outside. She is wearing a black jacket and black pants.</p>

Table 13: Comparisons between generations from large-scale pre-trained language models and corresponding EIB versions. Inherited task-relevance information is colored in green. Newly-added explanations are denoted in orange.