

CDIO-CT Collaborative Strategy for Project-driven STEM Education: an Illustration of Solving the Period of Mathematical Pendulum*

Hong-Yan Zhang[†], Yu Zhou, Yu-Tao Li, Fu-Yun Li and Yong-Hui Jiang

School of Information Science and Technology
Hainan Normal University, Haikou 571158, China

Dec. 17, 2022

Abstract

The project-driven STEM education plays a significant role in training students' ability of innovation. It is a key issue that educators adopt appropriate methodology to work on the objective multi-discipline project of interest. A novel approach based on the combination of conceive-design-implement-operate (CDIO) and computational thinking (CT) is proposed for the STEM education of students in colleges and universities, in which the CDIO concerns "how to do", CT concerns "how to think", and the project means "what to do". As an illustration, the project of solving the period of mathematical pendulum (MP) is discussed in detail with the CDIO-CT collaborative strategy. The most important work of this project is to solve the complete elliptic integral of the first kind (CEI-1). In the philosophy of STEM education, all problems have more than one solutions. For computing the CEI-1, four methods are discussed with a top-down strategy, which includes the infinite series method, arithmetic-geometric mean (AGM) method, Gauss-Chebyshev method and Gauss-Legendre method. The algorithms involved can be utilized for R & D projects of interest and be reused according to the requirements encountered. The concepts and tools arising in developing the software for calculating CEI-1 are valuable for teaching computer programming. The methodology embedded in the project of exploring the expression and solution to the period of MP is enlightening, which is worth popularizing to students and instructors in colleges and universities.

Keywords: STEM education; Problem-based learning (PBL); Conceive-Design-Implement-Operate (CDIO); Computational thinking (CT); Mathematical pendulum (MP); Complete elliptic integral of the first kind (CEI-1); Computer programming;

*This work was supported by the Hainan Provincial Natural Science Foundation of China under grant number 2019RC199 and by the Hainan Provincial Education and Teaching Reform Project of Colleges and Universities under grant number Hnjg2019-46.

[†]Corresponding author, e-mail: hongyan@hainnu.edu.cn

1 Introduction

STEM education refers to the integration of Science, Technology, Engineering and Mathematics into the teaching process. It involves many disciplines and has attracted extensive attention of teachers, researchers, practitioners, organizations and governments all over the world. STEM emphasizes that students should independently observe, operate, experience and explore in the study process, and finally learn to create, so as to systematically improve their learning ability and problem-solving ability [1, 2, 3]. It is of great significance that improving the comprehensive ability of college/university students in STEM since they will be the scientists, engineers, teachers and so on in the future. However, it has always been a challenge for teachers to cultivate college students' ability of solving complex problems with the help of STEM's concepts, methods, principles and tools.

The STEM education is closely related with the engineering education whose purpose is to train students' ability of solving complex engineering and technology problems with the well-known CDIO approach [4]. CDIO stands for conceiving, designing, implementation and operation. It takes the life cycle from product R & D to product operation as the carrier to enable students to learn engineering in an active, practical and organic way. CDIO training outline divides the abilities of engineering graduates into four levels: basic engineering knowledge, personal ability, interpersonal team ability and engineering system ability. The outline requires a comprehensive training method to enable students to achieve the predetermined goals at these four levels.

The STEM education is also closely connected with thinking methods. In 2006, Jeannette M. Wing [5] proposed the concept of *computational thinking* (CT). It has been approved as a fundamental ability which is parallel to the reading, writing and arithmetic abilities in the traditional education concept in recent twenty years. The CT consists of five essential parts: problem-solving and decomposition, abstraction and modeling, logical and algorithmic thinking, anticipating and debugging (handling errors), and *verification-validation-*

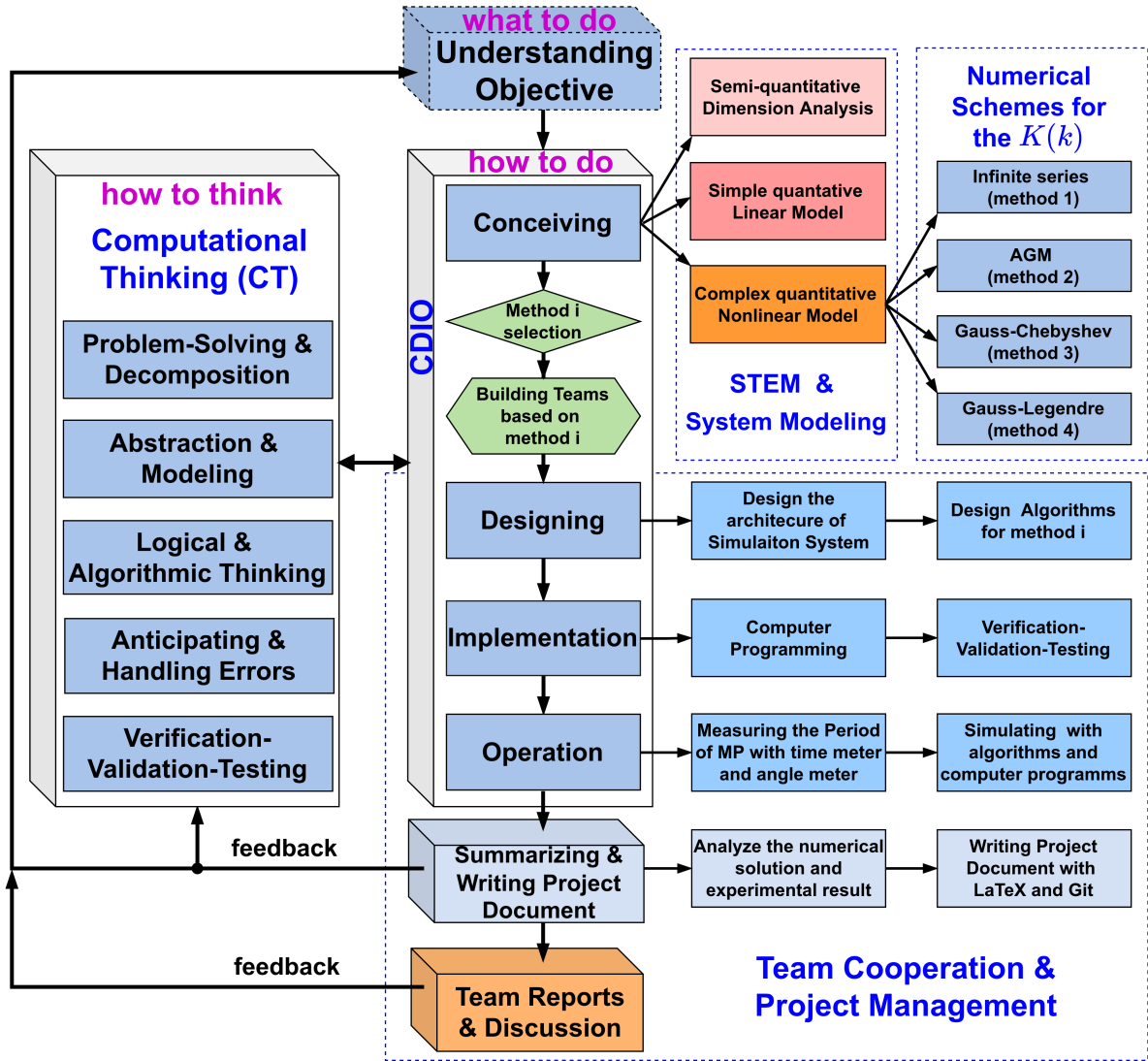


Figure 1: Practice of CDIO-CT collaborative strategy for project-driven STEM education by solving the period of MP

testing (VVT). The CT integrates three kinds of thinking methods into a novel method, which includes

- the general mathematical thinking method used for problem solving,
- the general engineering thinking method for the design and evaluation of huge and complex systems in the real world, and
- the general scientific thinking method for understanding complexity, intelligence, psychology and human behavior.

For educational practitioners, both the STEM education and CDIO approach are frequently performed by personal and/or team projects so as to throw off the shackles of single discipline and stimulate innovation. In other words, they are project-driven instead of discipline-driven, which is the essential issue of *project-based learning* (PBL). Although there are rich contents and extensions for the CDIO approach and CT, there are two issues worth discussing. Firstly, the relationship and interaction among STEM education, CDIO approach,

and CT are still to be explored with new perspectives. Secondly, how can we merge the core ideas of STEM education, CDIO approach and CT into a new practical strategy to train college students? Thirdly, how can we demonstrate the fusion process of CDIO and CT? In this paper, our purpose is to propose a CDIO-CT collaborative strategy for the project-driven STEM education through creating a multi-disciplinary project to solve the period of mathematical pendulum.

Mathematical pendulum (MP), also named simple pendulum, is a classic example in physics [6, 7, 8] for both college students and senior middle school students. In this paper, we propose a multi-disciplinary project of solving the period of MP by combining the CDIO approach and CT effectively. The idea of our work is illustrated in **Figure 1**. In the philosophy of STEM education, all questions/problems have more than one answer/solution. We will give three ways for system modeling for solving the period of interest, viz. semi-quantitative method by dimension analysis, simple quantitative method by linear approximation and complex quantitative method via general nonlinear model

respectively. The most important work of this project is to solve the period of the MP by computing the *complete elliptic integral of the first kind* (CEI-1) and there are four ways to reach the destination, which include the infinite series method, the *arithmetic-geometric mean* (AGM) method, the Gauss-Chebyshev numeric integration method, and the Gauss-Legendre numeric integration method. For the instructor, the teaching process of exploring the period of MP can be performed with the help of **Figure 1**. The details about the project will be presented in the following sections, which includes four parts: methods, results, discussion and conclusions.

For the convenience of reading, we list the abbreviations appeared in this paper in **Table 1**.

Table 1: Nomenclatures

Abbrev.	Interpretation
STEM	science-technology-engineering-mathematics
CDIO	conceive-design-implement-operate
CT	computational thinking
PBL	project-based learning
MP	mathematical pendulum, also named by simple pendulum
CEI-1	complete elliptic integral of the first kind, denoted by $K(k)$
VVT	verification-validation-testing
AGM	arithmetic-geometric mean
IS-CEI-1	infinite series method for computing CEI-1
AGM-CEI-1	AGM method for computing CEI-1
GC-CEI-1	Gauss-Chebyshev method for computing CEI-1
GL-CEI-1	Gauss-Legendre method for computing CEI-1
ROP	ratio of period

2 Methods

2.1 Identifying the Problem of Interest

2.1.1 Problem — Solving the Period of Mathematical Pendulum

The mathematics of pendulums are in general quite complicated. Simplified assumptions can be made, which in the case of a MP allow the equations of motion to be solved analytically or numerically for periodic oscillations. A *mathematical/simple pendulum* is an ideal model of a *real pendulum* subject to the following assumptions:

- the bob is a point mass whose shape is ignored;
- the bob is fixed on a massless rod or cord, which is inextensible and always remains tight.
- the motion occurs only in two dimensions, i.e. the trajectory of the bob is an arc in a vertical plane, which is a closed manifold;
- the motion does not lose energy to friction or air resistance, thus the total energy, i.e., the sum of potential energy and kinematic energy is constant.

Figure 2 illustrates the idealization of the MP in which ℓ is the length of rod, m is the mass of the bob, g is the acceleration of gravitation, and x is the angular displacement. Theoretically, the amplitude of angular displacement A measured in radius can be any positive value in the interval $(0, \frac{\pi}{2}]$. If $A = \pi/2$, then the trajectory of the MP will be half a circle instead of a small segment of arc.

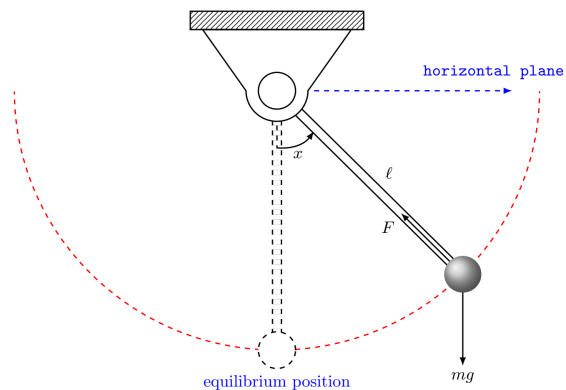


Figure 2: Mathematical pendulum

The mathematical model of the MP is described by the following motion equation

$$\frac{d^2 x}{dt^2} + \Omega^2 \sin x = 0, \quad -A \leq x \leq A \quad (1)$$

where

$$\Omega = \sqrt{\frac{g}{\ell}} \quad (2)$$

is the parameter of angular frequency. The problem discussed in this paper is: *Given the angular amplitude $A \in (0, \frac{\pi}{2})$, calculate the period of the MP effectively.* We give some supplementary interpretations here:

- For any maximum angular displacement A , we can find general and essential result for the relation of the period of MP with the parameters A , ℓ , m and g illustrated in **Figure 2**.
- The maximum angular displacement A may be small such that $\sin x \sim x$ for any $x \in [-A, A]$, thus (1) can be approximated by a linear ODE

$$\frac{d^2 x}{dt^2} + \Omega^2 x = 0, \quad -A \leq x \leq A. \quad (3)$$

- The maximum angular displacement A may be large such that we can not use (3) and we have to cope with the nonlinear ODE (1).

2.1.2 Exploring Period via System Modeling

There are three fundamental schemes for finding the period of MP, which demonstrates different approaches for solving the period.

A. Semi-Quantitative Method via Dimension Analysis

We can find the semi-quantitative result of period with the dimension analysis [9, 10]. Actually, let the dimensions for the length, mass and time are $[L]$, $[M]$ and $[T]$ respectively, then the dimension for the gravitation acceleration g will be $[g] = [L][T]^{-2}$. Assume the dimension of period be

$$[T] = [m]^\alpha [g]^\beta [\ell]^\gamma, \quad (4)$$

then according to the definition of dimension of physics quantities, we have

$$[T] = [M]^\alpha \cdot [L]^\beta [T]^{-2\beta} \cdot [L]^\gamma = [M]^\alpha [L]^{\beta+\gamma} [T]^{-2\beta}. \quad (5)$$

The equilibrium of dimensions shows that

$$\begin{cases} \alpha = 0 \\ \beta + \gamma = 0 \\ -2\beta = 1 \end{cases} \iff \begin{bmatrix} 1 & 0 & 0 \\ 0 & 1 & 1 \\ 0 & -2 & 0 \end{bmatrix} \begin{bmatrix} \alpha \\ \beta \\ \gamma \end{bmatrix} = \begin{bmatrix} 0 \\ 0 \\ 1 \end{bmatrix}. \quad (6)$$

Consequently, $\alpha = 0, \beta = -1/2, \gamma = 1/2$, which implies that

$$T = \lambda \sqrt{\frac{\ell}{g}} \propto \sqrt{\frac{\ell}{g}}, \quad (7)$$

where the unknown constant coefficient λ can be determined empirically with observation data collected in practical experiments of MP.

We remark that the generalization of dimension analysis is the *type checking* in the sense of CT [5]. Without doubt, for the same type of physics quantity, they must have the same unit and dimension.

B. Simple Quantitative Method based on Linear Approximation

If the amplitude A for the angular displacement is sufficiently small, say $A < \pi/36$ rad (or A is less than 5° equivalently), then the linear ODE (3) implies the famous formulae of period

$$T_{\text{linear}} = \frac{2\pi}{\Omega} = 2\pi \sqrt{\frac{\ell}{g}}. \quad (8)$$

In this linear approximation, we find that

$$\lambda_{\text{linear}} = 2\pi \quad (9)$$

in the sense of small amplitude of angular displacement.

C. Complex Quantitative Method via General Nonlinear Model

Solving the period of MP with an arbitrary angular amplitude is a typical complex problem which integrates the four components of STEM. **Figure 3** outlines the procedures to derive the formulae of period in a step-by-step way. For the angular displacement $x \in [-A, A]$, let

$$k = \sin \frac{A}{2}, \quad \sin u = \frac{\sin \frac{x}{2}}{\sin \frac{A}{2}}, \quad (10)$$

with the help of the conservative law of energy and some mathematical techniques, we can find the following general formulae of the MP

$$T = 4K(k) \cdot \sqrt{\frac{\ell}{g}}, \quad k \in \left[0, \frac{\sqrt{2}}{2}\right] \quad (11)$$

where

$$K(k) = \int_0^{\pi/2} \frac{du}{\sqrt{1 - k^2 \sin^2 u}}, \quad k \in [0, 1] \quad (12)$$

is the *Complete Elliptic Integral of the first kind* (CEI-1) [11, 12]. A comparison of (7), (8) and (11) implies that

$$\lambda_{\text{nonlinear}} = 4K(k), \quad \lambda_{\text{linear}} = 4K(0) = 2\pi. \quad (13)$$

Table 2: Expression of period $T = \lambda \sqrt{\frac{\ell}{g}}$

Method	Coefficient λ
Dimension analysis method	λ is an unknown constant
Simple quantitative method	$\lambda_{\text{linear}} = 2\pi$
Complex quantitative method	$\lambda_{\text{nonlinear}} = 4K(k)$

Table 2 shows the expressions of the period for different analysis methods. It is clear that the more reasonable the model is, the more accurate the expression of period is. Obviously, we can find that: the dimension analysis method gives the general relation of T , ℓ , m and g but leaves the coefficient λ undetermined; the complex quantitative method returns the finest result; the simple quantitative method returns a relative coarse result which connects the general and finest results.

2.1.3 Identifying the STEM Problems

Solving the period of MP with an arbitrary angular amplitude is a typical complex problem which integrates the four components of STEM. Once the CEI-1 is obtained, the ultimate problem left will be the computation of $K(k)$, which is a combination of mathematics and engineering. Here, the exact meaning of engineering refers to computer programming and software engineering. In other words, for the general nonlinear model of the motion equation of MP, the most important work in

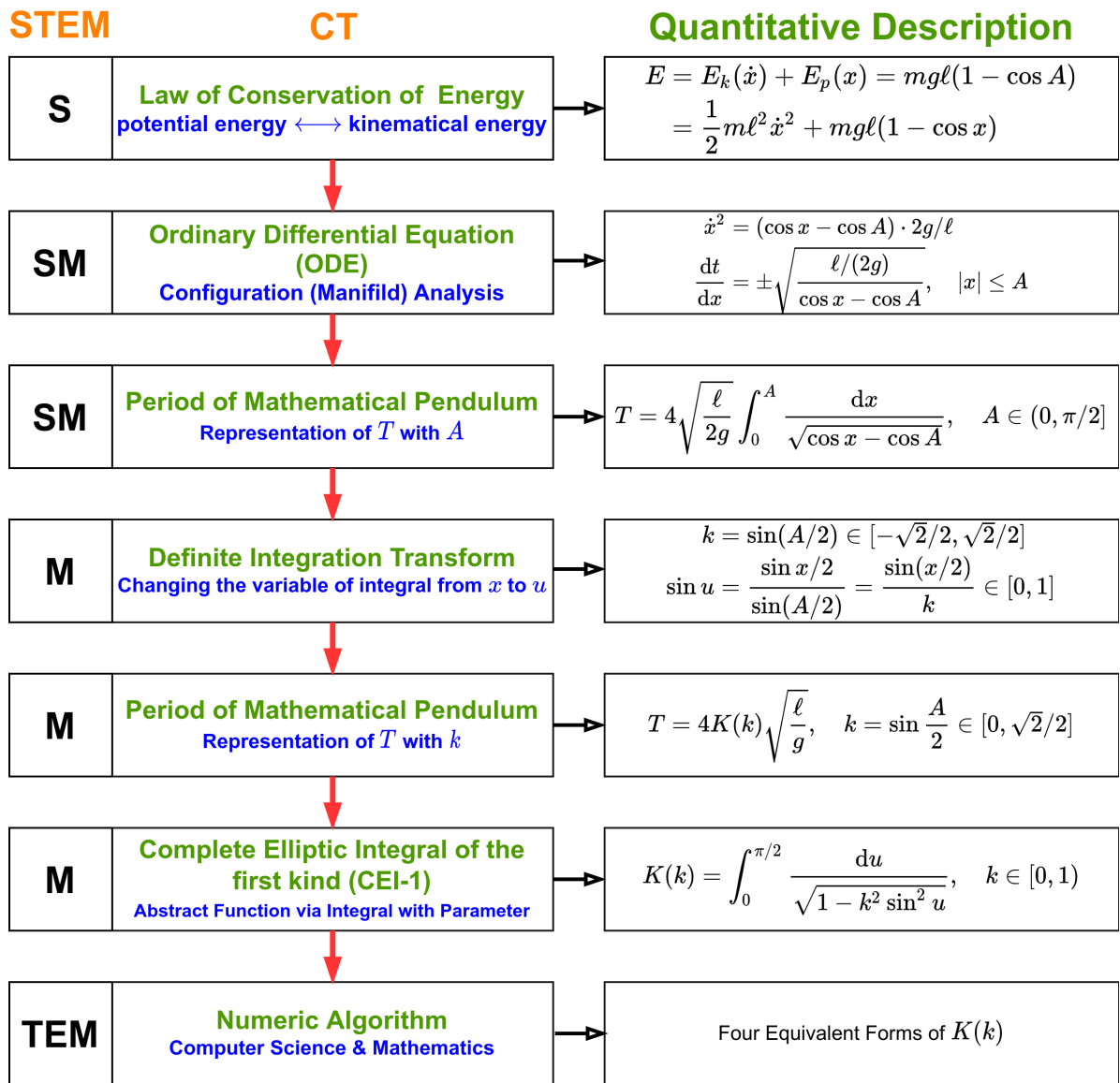


Figure 3: Identifying the essential STEM problems of solving the period of Mathematical Pendulum

determining the period of MP is equivalent to computing the value of the special function $K(k)$.

In this paper, we will discuss four methods to calculate the special function $K(k)$ as shown in Figure 4.

2.2 Solving Problem with CDIO Approach

2.2.1 Conceiving

It is difficult for us to calculate the value of CEI-1 directly since there is no available simple formulae for this kind of integral with extra parameter k . The purpose of conceiving is to explore the way to express the CEI-1 with reasonable approximation or equivalent form which can be computed conveniently with computer program such that the precision is good enough and the computational complexity is acceptable. Fortunately, we can find three fundamental kinds of methods to do so:

- Expanding the CEI-1 into an infinite series which converges rapidly;

- Computing the CEI-1 with the arithmetic-geometric mean (AGM) method which converges rapidly and iterates simply;
- Converting the CEI-1 into a finite sum with $2n - 1$ order algebraic precision by taking the n -th order orthogonal polynomials via Gauss numerical integration method.

The original Gauss numerical method can be expressed by

$$I(f) = \int_a^b \rho(x)f(x) dx = \sum_{i=1}^n w_i f(x_i) + \mathcal{E}_n(f) \quad (14)$$

where n is a positive integer, $\{x_i : 1 \leq i \leq n\}$ are the n roots of an orthogonal polynomial, say $Y_n(x)$, $\{w_i : 1 \leq i \leq n\}$ are the weights specified by the roots of $Y_n(x)$, and $\mathcal{E}_n(f)$ is the error of optimal approximation which will be omitted according to the requirement of precision in practice. However, the integral $K(k)$ is more complicated since it is defined by an integral with

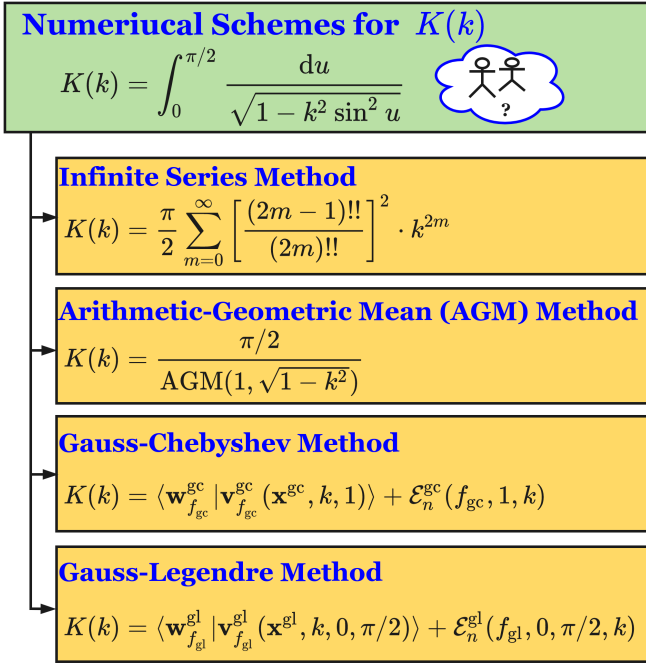


Figure 4: Four methods for computing CEI-1

extra parameter k . With the help of the concepts of abstract function defined by an integral and developed in functional analysis, we can use the following form

$$\begin{aligned} K(k) &= \int_a^b f(x, k) d\mu = \int_a^b f(x, k) \rho(x) dx \\ &= \sum_{i=1}^n w_i f(x_i, k) + \mathcal{E}_n(f) \end{aligned} \quad (15)$$

where $\rho(x)$ is the non-negative weight function and the measure μ is specified by $d\mu = \rho(x) dx$. There are two feasible methods for computing $K(k)$ in the sense of Gauss numeric integration:

- Gauss-Chebyshev method, where $\rho(x) = \frac{1}{\sqrt{1-x^2}}$ and $b = -a = 1$;
- Gauss-Legendre method, where $\rho(x) = 1, b = \pi/2$ and $a = 0$.

As shown in **Figure 4**, there are four key formula for computing the ECI-1 $K(k)$ as follows:

- Infinite series method: the $K(k)$ can be computed with the following infinite series

$$K(k) = \frac{\pi}{2} \cdot \sum_{m=0}^{\infty} \left[\frac{(2m-1)!!}{(2m)!!} \right]^2 k^{2m} \quad (16)$$

- AGM method: the relation of $K(k)$ and AGM can be expressed by

$$K(k) = \frac{\pi/2}{\text{AGM}(1, \sqrt{1-k^2})} \quad (17)$$

- Gauss-Chebyshev method: the $K(k)$ is a special case of the abstract function defined by

$$F_C(k) = \int_{-a}^a \frac{f(x, k)}{\sqrt{a^2 - x^2}} dx = \int_{-1}^1 \frac{f(at, k)}{\sqrt{1-t^2}} dt \quad (18)$$

which can be computed by the extended Gauss-Chebyshev formulae of numerical integration. Actually, we can deduce that [13]

$$K(k) = \langle \mathbf{w}_{f_{gc}}^{gc} | \mathbf{v}_{f_{gc}}^{gc} \rangle + \mathcal{E}_n^{gc} \quad (19)$$

where \mathcal{E}_n^{gc} is the negligible approximation error of numerical integration and

$$\begin{cases} \mathbf{x}^{gc} = [x_1^{gc}, \dots, x_n^{gc}]^T, \\ \mathbf{w}^{gc} = [w_1^{gc}, \dots, w_n^{gc}]^T, \\ \mathbf{v}_{f_{gc}}^{gc} = [f_{gc}(x_1^{gc}, k), \dots, f_{gc}(x_n^{gc}, k)]^T \end{cases} \quad (20)$$

in which (x_i^{gc}, w_i^{gc}) are the root-weight pairs such that

$$x_i^{gc} = \cos \frac{(2i-1)\pi}{2n}, \quad w_i^{gc} = \frac{\pi}{n}, \quad 1 \leq i \leq n \quad (21)$$

and

$$f(t, k) = f_{gc}(t, k) = \frac{1/2}{\sqrt{1-k^2 t^2}}. \quad (22)$$

- Gauss-Legendre method: the $K(k)$ is a special case of the abstract function defined by

$$\begin{aligned} F_L(k) &= \int_a^b f(x, k) dx \\ &= \frac{b-a}{2} \int_{-1}^1 f\left(\frac{b+a}{2} + \frac{b-a}{2}t\right) dt \end{aligned} \quad (23)$$

which can be computed by the extended Gauss-Legendre formulae of numerical integration. Let

$$a = 0, b = \pi/2$$

and

$$f(u, k) = f_{gl}(u, k) = \frac{1}{\sqrt{1-k^2 \sin^2 u}}, \quad (24)$$

we can deduce that [13]

$$\begin{aligned} K(k) &= \frac{\pi}{4} \sum_{i=1}^n w_i^{gl} f_{gl}\left(\frac{\pi}{4}(1+x_i^{gl}), k\right) + \mathcal{E}_n^{gl} \\ &= \langle \mathbf{w}_{f_{gl}}^{gl} | \mathbf{v}_{f_{gl}}^{gl} \rangle + \mathcal{E}_n^{gl} \end{aligned} \quad (25)$$

where

$$\mathbf{x}^{gl} = [x_1^{gl}, \dots, x_n^{gl}]^T, \quad \mathbf{w}^{gl} = [w_1^{gl}, \dots, w_n^{gl}]^T \quad (26)$$

are the root and weight vectors such that

$$\begin{cases} P_n(x_i^{gl}) = 0, & 1 \leq i \leq n \\ w_i^{gl} = \frac{2}{n} \cdot \frac{1}{P_{n-1}(x_i^{gl})P_n'(x_i^{gl})} \end{cases} \quad (27)$$

for the n -th order Legendre polynomial $P_n(x)$ and its derivative $P'_n(x)$. Moreover, $\mathcal{E}_n^{\text{gl}}$ is the negligible approximation error of numerical integral and

$$\mathbf{v}_{f_{\text{gl}}}^{\text{gl}} = \frac{\pi}{4} \left[f_{\text{gl}}(u_i^{\text{gl}}, k), \dots, f_{\text{gl}}(u_n^{\text{gl}}, k) \right]^{\text{T}} \quad (28)$$

in which

$$u_i^{\text{gl}} = \frac{\pi(1 + x_i^{\text{gl}})}{4}, \quad 1 \leq i \leq n \quad (29)$$

for sufficient large n when the approximation $\mathcal{E}_n^{\text{gl}}$ is given.

2.2.2 Designing

In the sense of CDIO educational approach, the objective of design is to propose feasible procedures according to the conceiving process for solving computation oriented problems concerned. In this paper, the purpose of design is to present algorithms for computing CEI-1 efficiently, robustly and precisely based on the four quantitative methods mentioned above. In the conceiving process, we first identify a general problem, then specify some parameters so as to establish its connection with CEI-1. Similarly, in the design process we first design an algorithm for solving the general problem, then specify some parameters to get specific algorithm for computing CEI-1. For more details about the design of numerical algorithms for the CEI-1, please see the reference [13].

2.2.3 Implementation

In the sense of CDIO educational approach, the implementation process follows the design process directly. For the software-oriented tasks, the key issue of implementation is to present the feasible code for the algorithms with some specific computer programming language. Without loss of generality for the implementation process, we choose the C programming language [14] to implement our design for computing the CEI-1 $K(k)$. In other words, we discuss how to write the C codes “technologically” for computing the CEI-1 with four different methods and corresponding algorithms. For this purpose, we need a fundamental principle — separation of interface and implementation details — to simplify the implementation process, reuse the code for other problems and upgrade system in the future.

The principle of separating interface and implementation details, also named by information hiding, is frequently encountered in solving complex engineering and technology problems. There are some typical reasons for adopting this separation rule:

- it is not necessary for the users to know the details of the implementation;
- the implementation is encapsulated to hide information about the details so as to
 - simplify the system structure by integrating the implementation into a basic module as an element for complex system,

- provide simple user interface for system connection,
- replace the module with different implementation while keeping the same interface when updating/maintaining the system and
- reduce the safety risk by prohibiting the access to details of implementation;
- the implementation is closely connected with the intellectual property rights which limits the access authority.

The interfaces of algorithms consist of the declarations of various procedures involved in concrete computation tasks. These declarations can be organized as different header files and the corresponding details of implementation will be organized as different source files. According to the sub-problems decomposed in the CDIO process, the objective of solving CEI-1 can be conquered by finishing eight sub-problems and the corresponding modules of software. **Table 3** illustrates the modules, interface files and implementation files involved in computing CEI-1 with four different methods. Our design and implementation of the software are based on the C programming language. The code for the implementation can be downloaded from the following GitHub site

<https://github.com/GrAbsRD/CEI-1/tree/main>

The details of implementation of calculating CEI-1 consist of a series of source files, please see the file names `*.c` in **Table 3**. We remark that the file `main.c` is used to generate a table of the values of CEI-1 for different k computed with different methods, which can be compared with its counterpart appearing in the handbook about CEI-1.

2.2.4 Operation

The results of numerical analysis of CEI-1 can be used for different scenarios such as

- 1) Application deployment in the experiment of measuring the period:
- 2) Applications of the methods and algorithms developed: The methods developed for solving the period can be used for many problems. There are lots of byproducts for quantitative analysis such as infinite series algorithm, AGM algorithm, Gauss-Chebyshev and Gauss-Legendre algorithm. The technique of solving fixed-point is of significance for STEM problems.
- 3) Exploring the evolution of $T = \lambda\sqrt{\ell/g}$ from the unknown constant in dimension analysis to the constant 2π in linear approximation and $4K(k) = 2\pi(1+k^2/4+9k^4/64+\dots)$ in the nonlinear equation of the motion. The variation of the period with the angular amplitude means that it is not a good idea to use MP as a timer since the angular amplitude is difficult to be controlled precisely.

Table 3: Modules, interfaces and dependencies for computing CEI-1

No.	Modules for CEI-1 Solver	Interface File	Dependencies
①	Abstract Data Type	DataType.h	
②	Usual Mathematics	UsualMath.h	①
③	Orthogonal Polynomial	OrthoPolynomial.h	①②
④	Fixed Point	FixedPoint.h	①
⑤	Infinite Series Solver	InfiniteSeries.h	①
⑥	AGM Solver	AGM.h	①②
⑦	Gauss-Chebyshev Integral Solver	IntegralSolverGC.h	①②
⑧	Gauss-Legendre Integral Solver	IntegralSolverGL.h	①~④
⑨	Complete Elliptic Integral Solver	CEI.h	①~⑧
✓	Verification-Validation-Testing	main.c	①~⑨

2.3 Merging Computational Thinking with CDIO

2.3.1 Problem-solving and Decomposition

The fundamental method for solving complex engineering and technology problems is decomposing the problem into solvable subproblems. Alternatively, a large complex problem is divided into smaller, simpler sub-problems. The motivation behind it is that solving a series of simple problems is easier than trying to tackle a big complex one. Decomposition is a basic technique to control complexity of the system concerned. In the sense of system theory, it means that we should take the following strategy: firstly, we decompose a system into a series of subsystems and define the interfaces logically and clearly; secondly, we build, test and validate each subsystem separately; thirdly, we integrate the subsystems into the final system; finally, we optimize the final system and take it into practice.

For each solving method for computing the CEI-1, there is a feasible problem-decomposition solution to the computation task.

- **Table 4** illustrates the sub-problems of the infinite series solver for the CEI-1. The key issues lie in binding the general infinite series and the concrete infinite series for the CEI-1 and calculating the coefficients c_m efficiently and robustly.
- **Table 5** lists the sub-problems of the AGM solver for the CEI-1. The key problems include the connection of AGM algorithm and the CEI-1 proposed by King in [15] and the fixed-point algorithm for computing the value of AGM(a, b).

Table 4: Problem-decomposition of IS-CEI-1 solver

No.	Subproblems of the Infinite Series Solver for the CEI-1
0	Pattern analysis — binding the general infinite series $\sum_{m=0}^{\infty} c_m x^m$ and the CEI-1.
1	Binding the parameter x by assigning $x \leftarrow k^2$.
2	Set the constant $\pi/2$ with a library function.
3	Compute the infinite series $S(x) = \sum_{m=0}^{\infty} c_m x^m$ iteratively with a loop.
3.1	Compute the General Term $T_m(x) = c_m x^m$.
3.2	Convergence Analysis: $ T_m(x) \stackrel{?}{\leq} \varepsilon$.

Table 5: Problem-decomposition of AGM-CEI-1 solver

No.	Sub-problems of the AGM Solver for the CEI-1
0	Pattern analysis — binding the AGM function AGM(a, b) and the CEI-1.
1	Binding the parameters a, b by assigning $a \leftarrow 1$ and $b \leftarrow \sqrt{1 - k^2}$.
2	Set the constant $\pi/2$ with a library function.
3	Compute the AGM(a, b, ε) with a fixed-point algorithm.
3.1	Set the initial value $\mathbb{R}^{2 \times 1} \ni \mathbf{x}_0 \leftarrow (a, b)$.
3.2	Specifying the 2-dim updating function \mathcal{A}_{agm} .
3.3	Specifying the Euclidean distance function $\text{dist} : \mathbb{R}^{2 \times 1} \times \mathbb{R}^{2 \times 1} \rightarrow \mathbb{R}^+$ for convergence decision.
3.4	Compute the fixed-point \mathbf{x} iteratively via $\mathbf{x}_{i+1} = \mathcal{A}_{\text{agm}}(\mathbf{x}_i)$ with a fixed-point algorithm.

- **Table 6** demonstrates the sub-problems of the Gauss-Chebyshev solver for the CEI-1. The essential difficulty lies in the conversion of $K(k)$ in (12) to the standard form of Gauss-Chebyshev numerical integration by changing the angle variable $u \in [0, \pi/2]$ to the parameter $t = \sin u \in [-1, 1]$.

Table 6: Problem-decomposition of GC-CEI-1 solver

No.	Sub-problems of the Gauss-Chebyshev solver for the CEI-1
0	Pattern analysis — binding the general integral $\int_{-a}^a \frac{f(t, k)}{\sqrt{a^2 - t^2}} dt$ and the CEI-1.
1	Specifying the integral kernel $f_{gc}(t, k)$.
2	Specifying the parameters number n of nodes for Gauss numerical integral and the positive parameter a for the symmetric interval $[-a, a]$.
3	Compute the integral $\int_{-a}^a \frac{f_{gc}(t, k)}{\sqrt{a^2 - t^2}} dt$ by Gauss numerical integration method through inner product.
4	Compute the real n -dim inner product $\langle \mathbf{w}^{gc} \mathbf{v}_f^{gc} \rangle : \mathbb{R}^{n \times 1} \times \mathbb{R}^{n \times 1} \rightarrow \mathbb{R}$.
	4.1 Set the weight vector \mathbf{w}^{gc} .
	4.2 Set the function value vector \mathbf{v}_f^{gc} with the function f_{gc} and roots \mathbf{x}^{gc} of the n -th order Chebyshev polynomial.

- **Table 7** gives the sub-problems of the Gauss-Legendre solver for the CEI-1. There are three challenges: establishing the connection of $K(k)$ and the Gauss-Legendre numerical integration, generating Legendre polynomial $P_n(x)$ and its derivative $P'_n(x)$ efficiently, calculating the n roots of $P_n(x) = 0$ by Newton's method automatically.

2.3.2 Abstraction and Modeling

Abstraction is a way of expressing an idea in a specific context while at the same time suppressing details irrelevant in that context. In other words, abstraction is a process that extracting the common features and ignoring details from concrete entities. Abstraction connects a concrete problem and its generalized version, which share some common patterns. The conceiving, designing, implementation and operation of the solution to the very general problem plays an active and essential role in problem-solving.

Modeling is a reasonable approximation of the reality, which focuses on the main factors and eliding minor issues. Usually, abstraction and modeling is closely related. When modeling, reasonable approximation should be considered carefully, which controls the measure of errors and the level of precision of the solution. For computing the CEI-1, there are different methods

Table 7: Problem-decomposition of GL-CEI-1 solver

No.	Sub-problems of the Gauss-Legendre solver for the CEI-1
0	Pattern analysis — binding the general integral $\int_a^b f(t, k) dt$ and the CEI-1.
1	Specifying the integral kernel $f_{gl}(t, k)$.
2	Specifying the parameters number n of nodes for Gauss numerical integral and the parameters for the interval $[a, b]$.
3	Compute the integral $\int_a^b f(t, k) dt$ by Gauss numerical integration through inner product.
4	Compute the n roots of $P_n(x) = 0$.
	4.1 Compute the Legendre polynomials $P_n(x)$ iteratively.
	4.2 Compute the derivative of Legendre polynomials, i.e., the $P'_n(x)$.
	4.3 Compute the roots of nonlinear equation $f(x, \alpha) = 0$ with Newton's method via the iterative formulae $x_{i+1} = \mathcal{A}_{\text{Newton}}(x_i) = x_i - \frac{f(x_i, \alpha)}{f'(x_i, \alpha)}$.
	4.4 Specifying the initial values for computing the roots of $P_n(x) = 0$.
	4.5 Compute the roots of $P_n(x) = 0$ by combining sub-problems 4.1 ~ 4.4.
5	Compute the real n -dim inner product $\langle \mathbf{w}^{gl} \mathbf{v}_f^{gl} \rangle : \mathbb{R}^{n \times 1} \times \mathbb{R}^{n \times 1} \rightarrow \mathbb{R}$
	5.1 Compute the weight vector \mathbf{w}^{gl} with the roots of $P_n(x) = 0$ and the derivative of $P'_n(x)$.
	5.2 Set the function value vector \mathbf{v}_f^{gl} with the function f_{gl} and roots of the $P_n(x) = 0$.

and parameters for specifying the errors of approximation.

For determining the period of MP, there are several abstraction and modeling processes with different levels. We summarize them as follows:

- Physical abstraction and mathematical modeling. **Table 8** shows the physical abstraction forms and corresponding mathematical modeling encountered in this paper. In this table, physical abstraction emphasize the nature of physics while the mathematical model emphasize the quantitative description, which reflects the relation of physics and mathematics.

- The semi-quantitative method based on the Π theorem of dimension analysis is a special approach which catches the essential relation of physics quantities and ignoring some con-

Table 8: Physical Abstraction and Mathematical Modeling (x is the angular displacement)

Type	Physical Abstraction	Mathematical Modeling
Semi-quantitative (Π theorem)	Dimension analysis	$[T] = [m]^\alpha [g]^\beta [\ell]^\gamma \implies [T] = [M]^\alpha [L]^\beta [T]^{-2\beta} [L]^\gamma$
Quantitative (linear model)	Harmonic oscillator	$E = m\ell^2 \dot{x}^2 + \frac{1}{2}mg\ell x^2 \implies \ddot{x} + \frac{g}{\ell}x = 0$
Quantitative (nonlinear model)	Conservation of energy	$E = m\ell^2 \dot{x}^2 + mg\ell(1 - \cos x)$
Particle	Motion of particle	$v = \ell \dot{x}, f = m\dot{v} \implies m\ell \ddot{x} = -mg \sin x$
Rigid body	Rotation of rigid body	$I = m\ell^2, \omega = \dot{x}, M = I\dot{\omega} \implies m\ell^2 \ddot{x} = -mg\ell \sin x$

stant.

- The quantitative method based on the linear approximation in the sense of harmonic oscillator leads to a simple mathematical model which can be understood by college students and even students in senior middle school with the help of Newton’s second law of motion and Hooke’s law about equivalent system of spring-mass.
- The quantitative method based on the conservation law of energy is instructive for students with physics intuition and sufficient knowledge of calculus.
- In exploring the formulae of period for MP, the fundamental abstraction-modeling are the particle model and rigid body model with an ideal rotation, which include the following assumptions: ignoring the shape and size of the small ball in the pendulum system; ignoring the variation of the radius of the pendulum system (thus the trajectory is an arc of a circle); ignoring the air resistance; ignoring the motion out of the vertical plane, or equivalently ignoring the Coriolis effect.

- For the simple linear model of the MP, the fundamental assumption is the small amplitude θ such that $\sin \theta \approx \theta$. In this case, the approximation $K(k) \approx K(0) = \pi/2$ is taken. An alternative approximation is also possible by taking $(1+x)^\alpha \approx 1 + \alpha x$ for $\alpha \in \mathbb{R}$ and small x , which implies that $\frac{1}{\sqrt{1-k^2 \sin^2 u}} = (1 - k^2 \sin^2 u)^{-1/2} \approx 1 + \frac{1}{2}k^2 \sin^2 u$. Therefore,

$$\begin{aligned}
 K(k) &= \int_0^{\pi/2} \frac{du}{\sqrt{1 - k^2 \sin^2 u}} \\
 &\approx \int_0^{\pi/2} \left[1 + \frac{1}{2}k^2 \sin^2 u \right] du \quad (30) \\
 &= \frac{\pi}{2} \left(1 + \frac{1}{4}k^2 \right)
 \end{aligned}$$

Obviously, this is the second order approximation of $K(k)$ when it is compared with (16).

- For the CEI-1 obtained, the abstraction-modeling involved in four different solvers are summarized in **Table 9**.

It should be remarked that abstraction helps us to solve more general problem which has more applications and generic solution instead of the concrete problems encountered.

2.3.3 Logical and Algorithmic Thinking

Both logic and algorithms are essential to STEM, CDIO and CT. They appears in step of solving practical problems, particularly in the C-D-I steps in the interaction of CDIO and CT, see **Figure 8**. Although humans have innate and intuitive understanding of logic and algorithms, the two core concepts are mathematical in nature. Both logic and algorithm are precise and systematic, which means that intuition is not enough to capture their features and many mistakes may happen in a wide variety of situation or under various conditions.

There are two fundamental types of logic reasoning: inductive and deductive reasoning. In order to instruct computers to make logical decisions, the Boolean logic are widely used in designing algorithms and computer programs. For the numerical computation problem of solving CEI-1 with algorithms, the stopping condition is based on Boolean logic and the rules of controlling computational errors. Mathematically, the Cauchy’s criterion, i.e., $|S_{m+1}(x) - S_m(x)| < \varepsilon < \varepsilon$, $\|\mathbf{x}_{i+1} - \mathbf{x}_i\| < \varepsilon$ or $|x_{i+1} - x_i| < \varepsilon$ is used for computing the infinite series and the fixed-points of interest.

Algorithmic thinking follows abstraction and modeling directly. Once the concrete problem has been generalized and the modeling process has been finished, the algorithmic thinking will be activated for make a sequence of clearly defined steps to solve the generic problem. Roughly speaking, each subproblem decomposed will correspond to an algorithm, which is capable of solving a class of problems and can be reused many times.

2.3.4 Anticipating and Dealing with Bugs

The word *bug* is used to represent a fault in a solution that can cause erroneous behavior in computer science and engineering. Bugs can be captured and eliminated at any stage in the development or research process, but the earlier you find and fix them the better profits you get. Without doubt, it is much easier to change something when it exists in the conceiving and/or designing process rather than after the implementation process.

Table 9: Mathematical Abstraction and Modeling for Computing CEI-1

Solver	Abstraction (Problem generalization)	Modeling (Reasonable approximation)
IS-CEI-1	$K(k) \rightarrow S(x) = \sum_{m=0}^{\infty} c_m x^m$	$S(x) \approx S_m(x), S_{m+1}(x) - S_m(x) < \varepsilon$
AGM-CEI-1	$K(k) \rightarrow \text{AGM}(a, b) \rightarrow \mathbf{x} = \mathcal{A}_{\text{agm}}(\mathbf{x})$	$\mathbf{x} \approx \mathbf{x}_{i+1} = \mathcal{A}_{\text{agm}}(\mathbf{x}_i), \ \mathbf{x}_{i+1} - \mathbf{x}_i\ < \varepsilon$
GC-CEI-1	$K(k) \rightarrow \int_{-a}^a \frac{f(x, k)}{\sqrt{a^2 - t^2}} dx$ $\sum_{i=0}^{n-1} w_i f(ax_i, k) \rightarrow \langle \mathbf{w} \mathbf{v}_f(k, a) \rangle$	$\int_{-a}^a \frac{f(x, k)}{\sqrt{a^2 - x^2}} dx = \int_{-1}^1 \frac{f(at, k)}{\sqrt{1 - t^2}} dt \approx \sum_{i=0}^{n-1} w_i^{\text{gc}} f(ax_i^{\text{gc}}, k)$ $ \mathcal{E}_n^{\text{gc}}(f, a, k) < \varepsilon$
GL-CEI-1	$K(k) \rightarrow \int_a^b f(x, k) dx$ $\sum_{i=0}^{n-1} w_i f(x_i, k, a, b) \rightarrow \langle \mathbf{w} \mathbf{v}_f(k, a, b) \rangle$ $P_n(x) = 0 \rightarrow f(x, \alpha) = 0$ $(P_{n+1}, P_n, P_{n-1}) \rightarrow (Y_{n+1}, Y_n, Y_{n-1})$ $(P'_{n+1}, P'_n, P'_{n-1}) \rightarrow (Y'_{n+1}, Y'_n, Y'_{n-1})$	$\int_a^b f(x, k) dx = \frac{b-a}{2} \int_{-1}^1 f(u(t), k) dt \approx \frac{b-a}{2} \sum_{i=0}^{n-1} w_i^{\text{gl}} f(u_i^{\text{gl}}, k)$ $u(t) = \frac{b+a+t(b-a)}{2}, \mathcal{E}_n^{\text{gl}}(f, a, b, k) < \varepsilon$ $x_{i+1} = \mathcal{A}_{\text{Newton}}(x_i), x_{i+1} - x_i < \varepsilon$

Table 10: Anticipating and Coping with Bugs/Errors

Subproblem	Possible Bug	Strategy
$\frac{(2m-1)!!}{(2m)!!}$	$n!!$ overflows	Replacing $\frac{(2m-1)!!}{(2m)!!}$ by $\prod_{i=1}^m \left[1 - \frac{0.5}{i}\right]$
$\frac{ S_m(x) - S_{m-1}(x) }{ S_m(x) } < \varepsilon$	$? S_m(x) = 0$	$\frac{ S_m(x) - S_{m-1}(x) }{ S_m(x) + \delta} < \varepsilon$ for $\delta = 10^{-10}$
$x_{i+1} = x_i - \frac{f(x_i, \alpha)}{f'(x_i, \alpha)}$	$f'(x_i, \alpha) = 0$	Checking the slope $f'(x_i, \alpha)$ when computing x_{i+1} with $x_i, f(x_i, \alpha)$ and $f'(x_i, \alpha)$

Designing out the bugs is a good practice in solving all kinds of problem, especially complex problems.

For computing the CEI-1, there exists some typical potential bugs behind the whole project. **Table 10** lists the potential bugs and corresponding strategies in solving the CEI-1.

2.3.5 Verification, Validation and Testing

For the solution obtained to the given problem, there is a necessary stage that verification, validates and tests the very solution. This stage is known as verification-validation-testing (VVT) or simply verification and validation (V & V). Evaluating the solution is a fundamental step in the sense of computational thinking as well as system engineering.

For the sub-problems decomposed in solving the period of MP and algorithms developed in this paper, we can construct some simple but useful test cases to verify the solution to the computational tasks involved.

As an applicaiton of VVT, the testing and evaluating programs is widely applied in software developing or computer programming. It is a standard engineering method that is introduced in computational think-

ing. Usually, programs consists of modules. The modules designed should be tested carefully in order to verify their functions and performances. We can test the functions of the procedures by binding appropriate parameters and comparing the output with the results for verification in the table.

It should be noted that commercial software can be used in VVT process to test and evaluate our own programs. However, we should keep an eye on the commercial software and do not depend on them blindly. Actually, for the verification of our algorithms for computing CIE-1 $K(k)$, we find that the numerical solutions to the $K(k)$ for $k \in \{0.00, 0.10, 0.20, 0.30, 0.40, 0.50\}$ by `EllipticK` in Mathematica [16] and `ellipticK` in MATLAB are *not* acceptable [13].

```

hongyan@abs:~$ wolframscript
Wolfram Language 13.0.0 Engine for Linux x86 (64-bit)
Copyright 1988-2021 Wolfram Research, Inc.

In[1]:= EllipticK[{0.00, 0.10, 0.20, 0.30, 0.40, 0.50}]

Out[1]= {1.5708, 1.61244, 1.65962, 1.71389, 1.77752, 1.85407}

```

(a) Output of EllipticK in Mathematica

```

>> ellipticK([0.0, 0.1, 0.2, 0.3, 0.4, 0.5])

ans =

1.5708 1.6124 1.6596 1.7139 1.7775 1.8541

```

(b) Output of ellipticK in MATLAB

Figure 5: Unacceptable solutions via commercial softwares Mathematica and MATLAB

Table 11: A comparison of numerical solvers for $K(k)$

Para k	CEI-1 Solvers KSERIES/KAGM KINTGC/KINTGL	MATLAB function ellipticK	Mathematica function EllipticK
0.00	1.5707963	1.5708	1.57080
0.10	1.5747456	1.6124	1.61244
0.20	1.5868678	1.6596	1.65962
0.30	1.6080486	1.7139	1.71389
0.40	1.6399999	1.7775	1.77752
0.50	1.6857504	1.8541	1.85407

It should be emphasized that it is unwise to repudiate the commercial software. What we should do is to show the significance of VVT for the students and guide them to follow the right way to exploring the solution to the problem. In such a reliable way, we can help the students to avoid possible losses in the future.

2.4 PBL for Solving the Period of MP

The problem of solving the period of MP can be used to train college or graduate students with the PBL method via team cooperation. It is feasible to build a team or group with 3 ~ 4 students to work on a project for solving the period of MP with one specific method such as infinite series method, AGM method, Gauss-Chebyshev method or Gauss-Legendre method. It is also possible for the team to solve the problem with all of the four methods mentioned above and explore the advantages and disadvantages behind them.

2.4.1 Framework of Solving the Period of MP

The framework shown in **Figure 1** is useful for the instructor, he/she can figure out the key issues for the students clearly. For the teacher, his/her attention could be put on the following perspectives:

- Explaining the objective clearly. Firstly, it is necessary to explain the background of MP and the task of finding the period given an arbitrary initial angle amplitude. Secondly, it is important to explain the CDIO based on how to do and CT via how to think. Thirdly, it is the key issue that a combination of CDIO and CT is essential for solving complex STEM problem.

- Converting the problem step by step with multi-disciplines according to **Figure 3**. The conversion demonstrates the four elements (viz. S, T, E, and M) in STEM and decomposition of problem in the sense of CT.

- Helping students in conceiving the solution to the period of MP. It is necessary to instruct the students to exploring the formulae of period from simple to complex. The three fundamental modeling methods — dimension analysis, linear approximation and general nonlinear model — should be interpreted briefly and clearly.

- Explaining the definition of CEI-1 and the four numerical schemes shown in **Figure 4** for computing the $K(k)$ with sufficient details.

- Giving supplementary interpretation of generating orthogonal polynomials $Y_n(x)$ and their derivatives $Y'_n(x)$ such that

$$\begin{cases} Y_n(x) = (A_n x + B_n)Y_{n-1}(x) - C_n Y_{n-2}(x), n \geq 2 \\ Y_0(x) = c_0 \\ Y_1(x) = c_1 x + c_2 \end{cases} \quad (31)$$

via iterative method and solving the roots of Legendre polynomials $P_n(x)$ with Newton-Raphson method.

- Interpret and emphasize the interaction of CDIO and CT in the process of PBL.

2.4.2 Potential Difficulties for Students

For the purpose of exploring the solution to solving the period of MP, there are two potential difficulties for students.

The first difficulty may arise in finding the root-weight pairs for $P_n(x)$ for arbitrary $n \in \mathbb{N}$. **Figure 6** demonstrates the system of solving the root vector of $P_n(x)$. Usually in the books about special mathematical functions [17, 18, 10], the different kinds of orthogonal polynomials, such as the Legendre polynomials $P_n(x)$, Chebyshev polynomials $T_n(x)$ of the first or second kind, Laguerre polynomials $L_n(x)$ and Hermite polynomials $H_n(x)$, are treated separately, which hides the general iterative formulae (31). Once the i -th root x_i^{g1} is obtained, the corresponding weight w_i^{g1} can be determined by (27).

The second difficulty may lie in establishing the global view of solving the numerical solution to the CEI-1 with

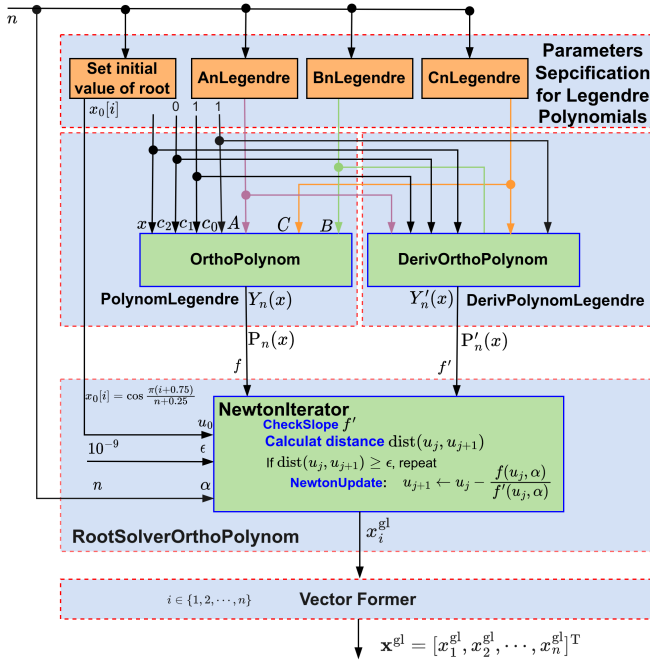


Figure 6: Solving the root vector \mathbf{x}^{gl} for the Legendre polynomial $P_n(x)$ such that $P_n(x_i^{\text{gl}}) = 0$.

the CDIO-CT strategy. Although there are four optional methods, there are gaps between the problem description and computer programming when designing algorithms and coding. **Figure 7** illustrates the important factors for solving complex computation problems via CDIO-CT strategy: problem description, problem decomposition, methodology adopted and computer programming. For solving the numerical solution to the CEI-1 $K(k)$, the problem decompositions of the four numerical schemes are listed clearly, which can be used for constructing subsystems in designing numerical algorithms. For more details, please see [13].

3 Results

In this paper, we take the problem of solving the period of MP and conceiving the solution with STEM analysis, system modeling and simulation. Our analysis shows that solving the numerical solution to the CEI-1, viz. $K(k)$, is the key issue of exploring the period of MP in the sense of general nonlinear model. Computing the CEI-1 is a typical complex STEM problem, which involves science (physics), technology (computer science and software design), engineering (software engineering and system engineering), and mathematics (calculus, numeric analysis, linear algebra, and functional analysis) respectively.

Our methodology is a combination of CDIO approach and CT, which interprets the research paradigm of trinity of theory-experiment-computation through a well-designed interdisciplinary project of solving the period of MP. **Figure 8** illustrates the interaction of CDIO approach and CT. It is obvious that the four stages of CDIO process are interwound with the five factors of CT.

The methodology adopted and tools required for exploring the period of MP are connected each other. **Figure 7** shows a global view of computing the CEI-1. In the level of STEM education, solving complex computation problem via CDIO-CT strategy includes four parts: problem description, problem decomposition, methodology adopted and computer programming. In the level of tools for solving the numerical solution to the CEI-1 $K(k)$, the problem description outlines the principle for computing $K(k)$, the problem decomposition leads to subproblems or subsystems, the methodology implies elements of strategy, and the computer programming is implemented via programming language. The routine of training students' ability of solving complex STEM problems can be summarized as follows:

- describing the problem concerned clearly;
- decomposing the problem into sub-problems properly;
- adopting the CDIO-CT collaborative strategy to explore the solutions to the subproblems and merge them into the objective solution; and
- exploring the relations of solutions and tools required.

For solving the period $T = \lambda\sqrt{\ell/g}$ of MP, there are three fundamental ways in the sense of physics science:

- the semi-quantitative method via dimension analysis shows that λ is a unknown constant to be measured with an experiment;
- the linear approximation method with the assumption of small oscillation implies that $\lambda_{\text{linear}} = 4K(0) = 2\pi$;
- the nonlinear method states that $\lambda_{\text{nonlinear}} = 4K(k)$.

There are four feasible methods for computing the CEI-1 $K(k)$:

- infinite series method,
- AGM method,
- Gauss-Chebyshev method, and
- Gauss-Legendre method.

The subproblems decomposed are summarized as follows by recognizing patterns and using abstraction:

- representation and computation of the infinite power series,
- sum of the finite partial terms,
- Cauchy's criteria of convergence,
- the iterative process in AGM,
- the Gauss numeric integral,

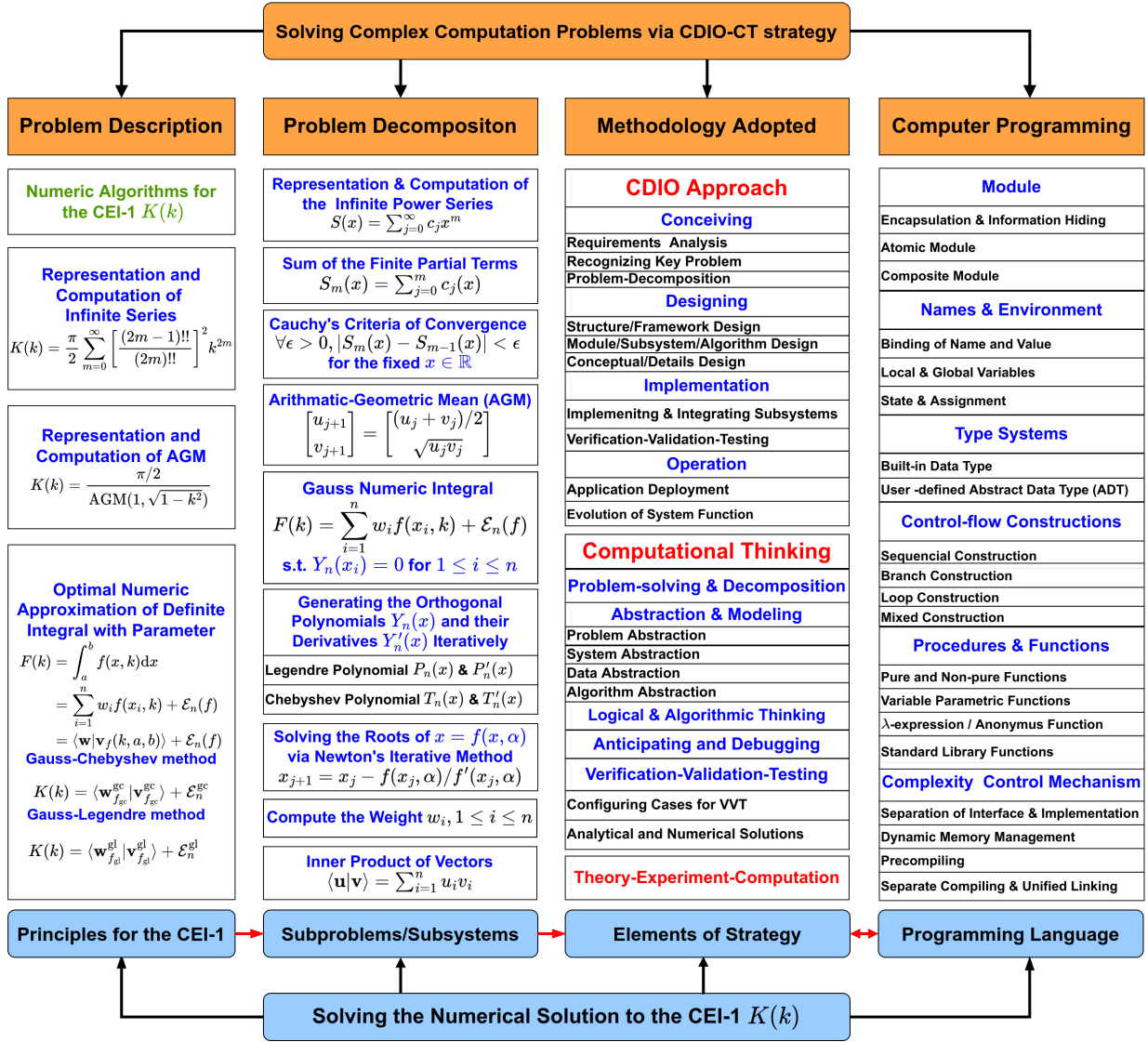


Figure 7: A global view of computing the CEI-1 with the CDIO-CT collaborative strategy

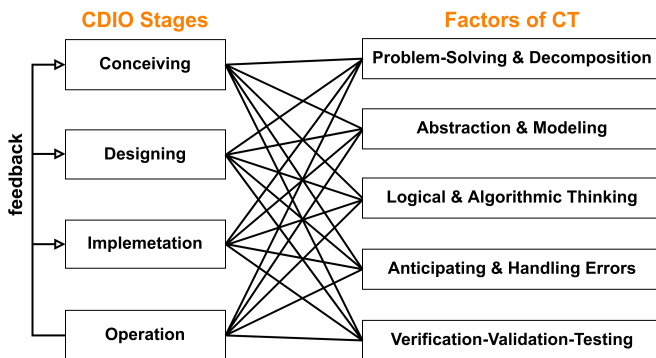


Figure 8: Interaction of CDIO stages and CT

- the generation of orthogonal polynomials $Y_n(x)$ and their derivatives $Y'_n(x)$ by iterative method and specifying specific initial values,
- solving the roots of nonlinear equation with Newton's method,
- the computation of the weights appearing in the

Gauss Numeric integration, and finally

- the calculation of inner product of two n -dim vectors.

These sub-problems are direct generalization of the specific subtasks of computing the value $K(k)$. The solutions to these sub-problems have wide applications in various disciplines depending on the practitioners' professional backgrounds.

Our CDIO-CT collaborative strategy demonstrates the four stages of CDIO approach, five factors of CT and their interactions clearly:

- On the one hand, the conceiving stage relies on the perspective of STEM, which reduces the solving of period into computing the CEI-1 and four equivalent solutions to the computational task. In the designing stage, we construct a series of algorithms for the general sub-problems and primitive problem. For the implementation stage, we presents the C code by separating the interfaces and implementation details. Meanwhile, all of the algorithms de-

veloped are verified by creating optional test cases. The operation is briefly mentioned by combing theory and experiment.

- On the other hand, the factors of CT are discussed one by one with the achievements in the CDIO process. Almost all of the general rules of CT can be extracted from the process of CDIO. We should emphasize that the abstract and modeling are vital to building a system, which includes *problem abstraction*, *system abstraction*, *data abstraction* and *algorithm abstraction*. As stimulated by the unacceptable of computing the CEI-1 by MATLAB and Mathematica, we can teach students a fundamental fact: *we should keep an eye on commercial software and the process of VVT is necessary*, otherwise we may obtain a troublesome solution.

The solution to the period of MP is obtained via computer programming, which depends on programming language and techniques closely. There are some common features to be considered carefully for the implementation of computing CEI-1 with some programming language such as C and Python. By working on exploring the period of MP, the students will benefit from the following perspectives:

- deepening the understanding of CDIO approach, CT and their interaction;
- building a vivid example of solving complex STEM problem by combining physics, mathematics, computer science, software engineering and system engineering;
- obtaining profound experiences about computer programming, such as modules, names & environments, type systems, control-flow constructions, procedure & functions, and complexity control mechanism;
- improving team collaboration capabilities which includes project division, joint writing, discussion, using tools such as LaTeX and Git, skills of presentation, and so on.

4 Discussion

Although there are three kinds of complete elliptic integral, only the first kind of complete elliptic integral $K(k)$ are discussed in this paper. The ideas of computing $K(k)$ with four methods can also be applied to compute the second and third kinds of complete elliptic integral [18].

The dimension analysis is widely used in fluid mechanics and aerodynamics. Its generalization is the type checking in computer science and software engineering. In dimension analysis, the essence of the II theorem for balancing the dimension can be described by linear algebra, which leads to simple linear algebraic system with unique solution.

The system and modules shown in **Figure 6** for solving the roots of Legendre polynomial $P_n(x)$ can be modified and reused for lots of applications. With different setting of $c_0, c_1, c_2, A_n, B_n, C_n$ in (31) and initial value $x_0[i]$ for the i -th root, we can obtain other orthogonal polynomials and their derivatives as well as roots.

The code released on GitHub for computing CEI-1 $K(k)$ is written in the C programming language. The algorithms proposed in this paper can be implemented with other high level of comprogramming language such as Python, MATLAB, Octave, C++, Java, Julia and so on. For the beginners of learning computer programming, they will be more sensitive on the grammars of computer programming language than the common mechanism. In consequence, it will be better if some teacher assistants are available for the students.

It should be noted that the significant digits should be considered when working on the project of exploring the period of MP. In the sense of system modeling and simulation, the value of $K(k)$ can be computed with high precision, say $\epsilon = 10^{-9}$, and the effects of the precision of g and ℓ can be ignored. However, if the project for solving the period of MP is taken as a STEM project and practical measurement of g and ℓ are performed, then we have to deal with the significant digits for the values of g_{meas} , ℓ_{meas} and T_{meas} where the subscript “meas” means the result of measurement. In this sense, the period will be

$$T_{\text{simu}} = 4K(k)\sqrt{\frac{g_{\text{meas}}}{\ell_{\text{meas}}}} \quad (32)$$

which implies that it is meaningless if we calculate $K(k)$ with a high precision. In other words, if there are 2 effective digits for g and ℓ , then we should set the precision $\epsilon = 10^{-2}$ when computing $K(k)$ with infinite series method and AGM method, and the parameter $n \in \mathbb{N}$ in Gauss-Chebyshev method and Gauss-Legendre method could be set with a smaller number. In consequence, only two significant digits in **Table 11** are worth of considering in the sense of science.

The asymmetric isochronous pendulum proposed by Huygens originally is an improvement of MP, whose period is a constant theoretically [19, 20]. The discussion of isochronous pendulum is an extension of this work on MP and the computation and simulation of the period will be a new evolution, which is a subsequent project for the students.

It should be remarked that the contents of this paper are appropriate for the college/university students, undergraduate students and/or graduate students as well as some students in senior middle schools who have fundamental knowledge of calculus and computer programming.

5 Conclusions

The STEM education plays a significant role in cultivating the innovation ability of students in each education level. The most popular and successful way for

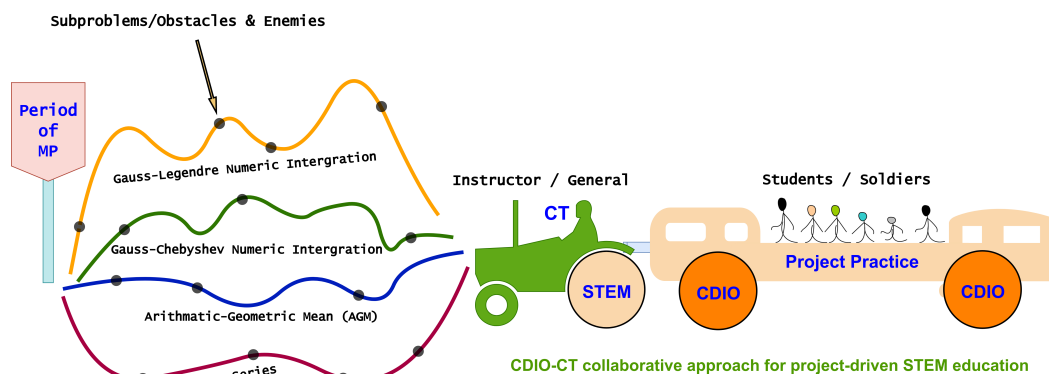


Figure 9: Metapha of CDIO-CT collaborative strategy for project-driven STEM education

STEM education is training the students by solving interdisciplinary projects systematically. It is challenging for the education practitioners to build appropriate projects for students in different education stages. Furthermore, it is a key issue to choose appropriate methodology for solving *complex* problems embedded in the very project.

Figure 9 demonstrates the road map and essential ideas of our work intuitively. An effective way for training special forces via killing enemies to conquer objective position is the approach for training the students by solving the complex problem. Figuratively speaking, the general's leading of the soldiers to conquer the objective position is similar to the instructor's guiding of the students to solve the objective problem, and the enemies in the battle are just like the subproblems to be decomposed and solved during working on the project.

Although the mathematical pendulum is also named simple pendulum, the problem involved is not simple at all. In the sense of philosophy, less is more. Our work on solving the period of MP can be served as a comprehensive project for the instructor to train college students in STEM education as well as engineering education.

Our methodology is based on the CDIO approach and CT. Simply speaking, the CDIO approach is about *how to do*, the CT is about *how to think*, and the problem extracted from the project is about *what to do*. Our analysis shows that the CDIO stages and the CT are interwoven closely. The framework of CDIO-CT collaborative strategy for project-driven STEM education illustrated by solving the period of MP is enlightening and the key algorithms developed can be utilized in various fields and applications.

Acknowledgment

This work was supported by the Hainan Provincial Natural Science Foundation of China under grant number 2019RC199 and by the Hainan Provincial Education and Teaching Reform Project of Colleges and Universities under grant number Hnjg2019-46.

References

- [1] Kathleen C. Straker and Eugenia G. Kelman. *Six Steps to College Success: Learning Strategies for STEM Students*. Karista Press, 2014.
- [2] Carla C. Johnson, Erin E. Peters-Burton, and Tamara J. Moore, editors. *STEM Road Map 2.0: A Framework for Integrated STEM Education in the Innovation Age*. Routledge, 2nd edition, 2021.
- [3] Mohamed M. Hafez and William E. Tavernetti. *Introduction To Computer Simulations For Integrated Stem College Education*. WSPC, 2019.
- [4] Edward F. Crawley, Johan Malmqvist, Sören Östlund, Doris R. Brodeur, and Kristina Edström. *Rethinking Engineering Education: The CDIO Approach*. Springer, New York, 2nd edition, 2014.
- [5] Jeannette M. Wing. Computational thinking. *Communications of the ACM*, 49(3):33–35, 2006.
- [6] Charles Kittel, Walter D. Knight, Malvin A. Ruderman, A. Carl Helmholz, and Burton J. Moyer. *Berkeley Physics Course — Mechanics*, volume 1. McGraw-Hill Book Company, New York, 1973.
- [7] Richard P. Feynman, Matthew Sands, and Robert B. Leighton. *The Feynman Lectures on Physics: Mainly Mechanics, Radiation, and Heat*, volume 1. Addison-Wesley, Boston, 2 edition, 2005.
- [8] David Halliday, Robert Resnick, and Jearl Walker. *Fundamentals of Physics*. Wiley, 10th edition, 2018.
- [9] G. Polya and John H. Conway. *How to Solve It: A New Aspect of Mathematical Method*. Doubleday Anchor Books, 1957.
- [10] A. I. Chernoutsan, A. V. Egorov, A. V. Manzhirrov, A. D. Polyanin, V. D. Polyanin, V. A. Popov, B. V. Putyatin, Yu. V. Repina, V. M. Safrai, and A.I. Zhurov. *A Concise Handbook of Mathematics, Physics, and Engineering Sciences*. CRC Press, 2011.

- [11] I. S. Gradshteyn and I. M. Ryzhik. *Table of Integrals, Series, and Products*. Academic Press (Elsevier Inc), London, eighth edition, 2015. Translated from Russian by Scripta Technica, Inc.
- [12] M. Abramowitz and I.A. Stegun. *Handbook of Mathematical Functions: with Formulas, Graphs, and Mathematical Tables*. Dover Publications, New York, 2nd edition, 1965. chapter 17.
- [13] Hong-Yan Zhang, Yu Zhou, Yu-Tao Li, Fu-Yun Li, and Yong-Hui Jiang. Correct and alternative numerical algorithms for the complete elliptic integral of the first kind in matlab and mathematica, 2022. arXiv:2212.05694 [math.NA].
- [14] Brian W. Kernighan and Dennis M. Ritchie. *The C Programming Language*. Prentice Hall, New Jersey, 2nd edition, 1988.
- [15] L. V. King. *On the Direct Numerical Calculation of Elliptic functions and Integrals*. Cambridge University Press, Cambridge, 1924.
- [16] Wolfram. Elliptic integrals, 2022. <https://reference.wolfram.com/language/guide/EllipticIntegrals.html?msclkid=e032a877b65f11ecb61b6b9974ee8bfe>.
- [17] Richard Courant and David Hilbert. *Methods of Mathematical Physics*, volume 1. Wiley-VCH, New York, 1st edition, 1989.
- [18] Shan-Jie Zhang and Jian-Ming Jin. *Computation of Special Functions*. Wiley-Interscience, New York, 1996. the Chinese version was published in 2011 by the Nanjing University Press in China.
- [19] Juan Randazzo, S. Ibáñez, and Juan Rosselló. An asymmetric isochronous pendulum. *American Journal of Physics*, 86:518–525, 07 2018.
- [20] Del Río-Cidoncha, José Ignacio Rojas Sola, and González-Cabanes. Computer-Aided Design and Kinematic Simulation of Huygens’s Pendulum Clock. *Applied Sciences*, 10:538, 01 2020.