

Update on $SU(2)$ with one adjoint Dirac flavor

Ed Bennett,^{a,*} Andreas Athenodorou,^b Georg Bergner,^c Pietro Butti^{d,e} and Biagio Lucini^{a,f}

^a*Swansea Academy of Advanced Computing, Swansea University, Bay Campus, Swansea SA1 8EN, United Kingdom*

^b*Computation-based Science and Technology Research Center, The Cyprus Institute, 20 Kavafi Str., Nicosia 2121, Cyprus*

^c*University of Jena, Institute for Theoretical Physics, Max-Wien-Platz 1, D-07743 Jena, Germany*

^d*Instituto de Física Teórica UAM-CSIC, Nicolás Cabrera 13–15, Universidad Autónoma de Madrid, Cantoblanco, E-28049 Madrid, Spain*

^e*Departamento de Física Teórica, Universidad Autónoma de Madrid, Francisco Tomás y Valiente 7, Módulo 15, Cantoblanco, E-28049 Madrid, Spain*

^f*Department of Mathematics, Swansea University, Bay Campus, Swansea SA1 8EN, United Kingdom*

E-mail: e.j.bennett@swansea.ac.uk

We present an update of our ongoing study of the $SU(2)$ gauge theory with one flavor of Dirac fermion in the adjoint representation. Compared to our previous results we now have data at larger lattice volumes, smaller values of the fermion mass, and also larger values of β . We present data for the spectrum of mesons, baryons, glueballs, and the hybrid fermion-gluon state, as well as new estimates of the mass anomalous dimension from both finite-size hyperscaling and the Dirac mode number, and discuss the implications of these data for the presence or otherwise of chiral symmetry breaking in this theory.

*The 39th International Symposium on Lattice Field Theory,
8th-13th August, 2022,
Rheinische Friedrich-Wilhelms-Universität Bonn, Bonn, Germany*

*Speaker

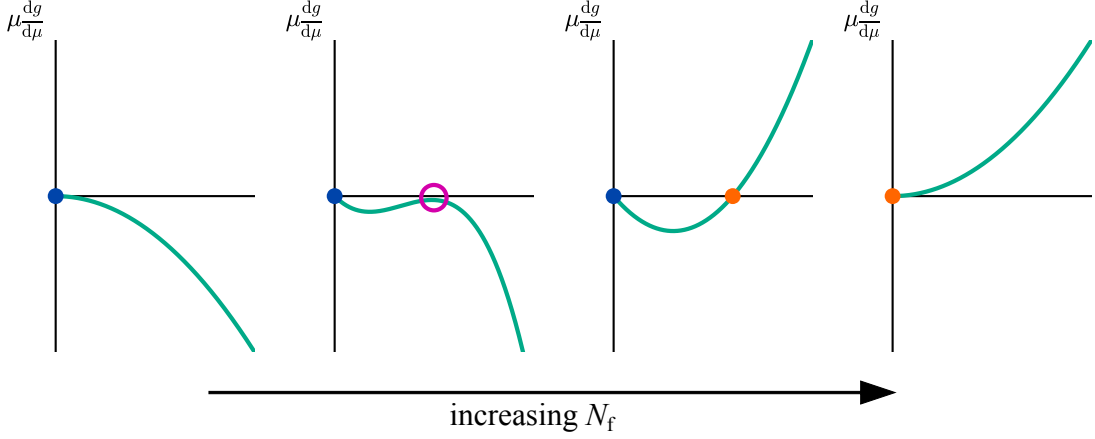


Figure 1: Cartoon of the possible shape of the beta functions of theories with various number of fermion flavours. On the left, at small number of flavours N_f , the beta function decreases monotonically from the Gaussian ultraviolet (UV) fixed point marked in blue. This is the QCD-like case. On the right, at large number of flavours, it increases monotonically from the Gaussian IR fixed point marked in orange. On centre-right, it initially decreases from the Gaussian UV fixed point in blue, but then increases again giving the Banks–Zaks fixed point marked in orange. This gives a theory that is conformal in the IR but still exhibits asymptotic freedom; this region of N_f is referred to as the *conformal window*. Finally, at centre-left, where N_f is immediately below the lower edge of the conformal window, a would-be Banks–Zaks fixed point is approached but not reached before the beta function turns over again, marked in pink.

1. Introduction

Since the discovery of the Higgs boson at the Large Hadron Collider in 2012 [1, 2], there has been significant theoretical work to understand its nature; is it a fundamental scalar (with an unnatural [3] mass), or is it a state that emerges from some physics beyond the Standard Model (BSM)? Among the candidates being explored from the BSM side, one avenue is that the scalar Higgs emerges as a bound state of some strongly-interacting dynamical theory. One route by which such a theory could give rise to a light scalar, compatible with experimental observations, is a theory that is nearly infra-red (IR) conformal, and which has a large mass anomalous dimension.

Non-Abelian gauge theories with number of fermion flavours N_f are expected to have a range of N_f (the *conformal window*) for which the theory has a conformal fixed point in the IR while maintaining asymptotic freedom, as illustrated in Fig. 1. The exact extent of the conformal window depends on the gauge group and the fermion representation. While a perturbative estimate can be made [4], a first-principles lattice calculation is necessary to verify whether or not this estimate is correct.

It is conjectured that immediately below the lower edge of the conformal window, there may be a region where a beta function approaches a would-be fixed point, and the theory exhibits a remnant of conformal behaviour. Such theories are referred to as *near-conformal*; they are anticipated to display long periods of slowly running coupling (“walking”), and a large value of the mass anomalous dimension.

The $SU(2)$ theory with one fermion flavour in the adjoint representation, with the chiral

symmetry breaking pattern $SU(2) \mapsto SO(2) \equiv U(1)$, does not give sufficiently many Goldstone bosons to break electroweak symmetry, and perturbative estimates [4] place this theory well below the lower end of the conformal window. However, studying this theory provides input into knowing the location of the lower end of the conformal window, and from there what additions may give a theory that breaks electroweak symmetry compatibly with experimental observations.

There is also interest in this theory from condensed matter theory, as it may be dual to the critical theory describing the evolution of the phase transition between a trivial insulator and a topological insulator of the AIII class in $3 + 1$ dimensions [5].

Our previous work [6, 7] has shown that the theory has relatively constant ratios of bound state masses in the region that has been able to be explored. The scalar has been consistently observed to be the lightest state, which is consistent with other observations of conformal and near-conformal theories [8–10]. The anomalous dimension, measured both from finite size hyperscaling and from the Dirac mode number, has been observed to be large, but decreases as the value of β considered increases. Chiral perturbation theory meanwhile has fitted the data increasingly poorly as β increases. Other work [5] has further found that the hybrid glue–fermion state has a mass compatible with that of the Dirac composite fermion.

Overall, these findings are compatible with a theory that is in or near the lower edge of the conformal window. However, they do not confirm which of the two is the case. They also have not yet been able to provide a confirmed chiral or continuum limit extrapolation.

In this contribution, we extend our previous study [7] to three more values of β , with the aim of being able to resolve one or more of these uncertainties.

2. Lattice setup

We make use of the Wilson plaquette gauge action and the Wilson fermion action without clover term. We refer the interested reader to Ref. [6], where we describe this setup in more detail.

We have generated ensembles at four values of β : we have added two new ensembles at light masses to our previous set at $\beta = 2.2$, and also probed higher values of $\beta = 2.25, 2.3$, and 2.4 . The region of masses of the state sourced by the γ_5 operator (the 2^+ scalar baryon) is extended to $am_{2_s^+} \in (0.28, 1.11)$ ($w_0m_{2_s^+} \in (1.0, 3.5)$). We target the region $Lm_{2_s^+} \gtrsim 10$ to control for finite-volume effects.

The lightest ensembles at $\beta = 2.2, 2.3, 2.4$ are studied on a $L_t \times L_s = 96 \times 48^3$ volume, and the second-lightest ensembles on a 64×32^3 volume. This allows exploration of a region of significantly lower $am_{2_s^+}$ than our previous work. This was enabled by making use of Grid [11, 12] for the generation of these gauge ensembles, as well as the new ensembles on a 48×24^3 volume, allowing the use of GPU, rather than CPU resources. We have continued to use HiRep [13] for generating ensembles at smaller volumes, and for all observable measurements.

3. Results

In Fig. 2 we present preliminary results for the mass spectrum of the theory. Some combinations of observable and ensemble were still in the process of being computed at the time the contribution was presented; these will be reported in a forthcoming journal publication [14], and the full finalised

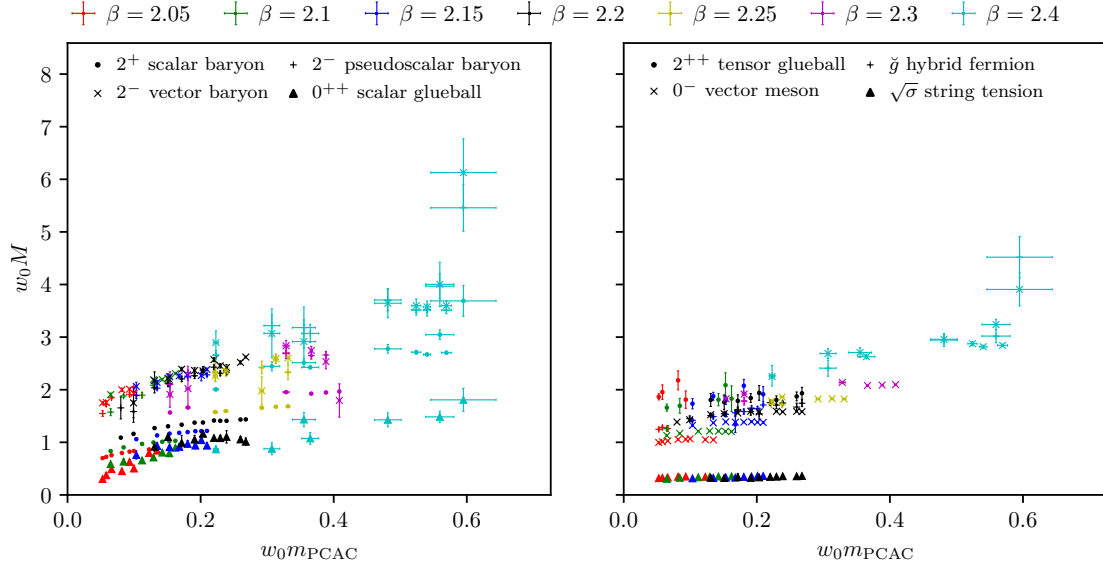


Figure 2: (Preliminary.) Measured masses of the 2^+ scalar, 2^- pseudoscalar, and 2^- vector baryon, the 0^{++} and 2^{++} glueballs, the 0^- vector meson, and the hybrid fermion-gluon state \tilde{g} , and the string tension $\sqrt{\sigma}$, as a function of the PCAC mass. All masses are normalised by the gradient flow scale w_0 .

raw data and analysis workflow used to generate all plots will be published concurrently with this. For the data that are available, the trend seen in our previous work continues. The new data are relatively flat within each value of β , with higher values of β having successively slightly higher values.

In a conformal theory, by definition there is no scale. Thus when a conformal theory is simulated on the lattice with a finite fermion mass, then this deforming mass provides the only scale in the theory. In such a mass-deformed conformal theory, then one would expect all spectral quantities to scale in the same way; that is, ratios of spectral quantities would be constant. As such, our current data are consistent with near-conformal behaviour. However, flat spectral ratios are also seen in the heavy-fermion limit; by themselves they are not conclusive evidence of a conformal or near-conformal theory.

As the adjoint representation of $SU(N)$ is real, the spectrum of the theory includes fermion-antifermion meson states (computation of which includes connected and disconnected contributions) and fermion-fermion baryon states (which can be computed using only connected contributions). In our presentation of the spectrum, we adopt the convention we established in our earlier work [6], labelling states by their quantum numbers under the unbroken $U(1)$ symmetry.

As such the state sourced by the connected γ_5 correlator, which would be the π meson in QCD, we refer to here as the 2^+ scalar baryon. This is the would-be Nambu–Goldstone boson state; in a theory with chiral symmetry breaking it would be expected to be the lightest state in the spectrum. Figure 3 tests this by plotting the ratio of the mass of the scalar 0^{++} glueball to that of the 2^+ scalar baryon. Previous work showed that the scalar glueball was the lighter state throughout the region simulated. The new ensemble at $\beta = 2.4$ reinforces this, showing a significantly lighter scalar than our previous ensembles.

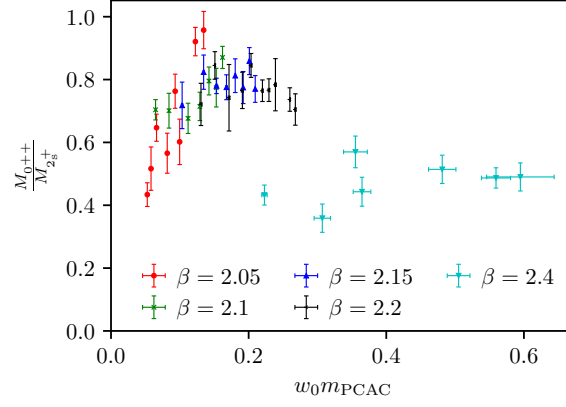


Figure 3: (Preliminary.) The ratio of the mass of the 0^{++} glueball to the 2^+ scalar baryon, as a function of the PCAC mass in units of the gradient flow scale w_0 .

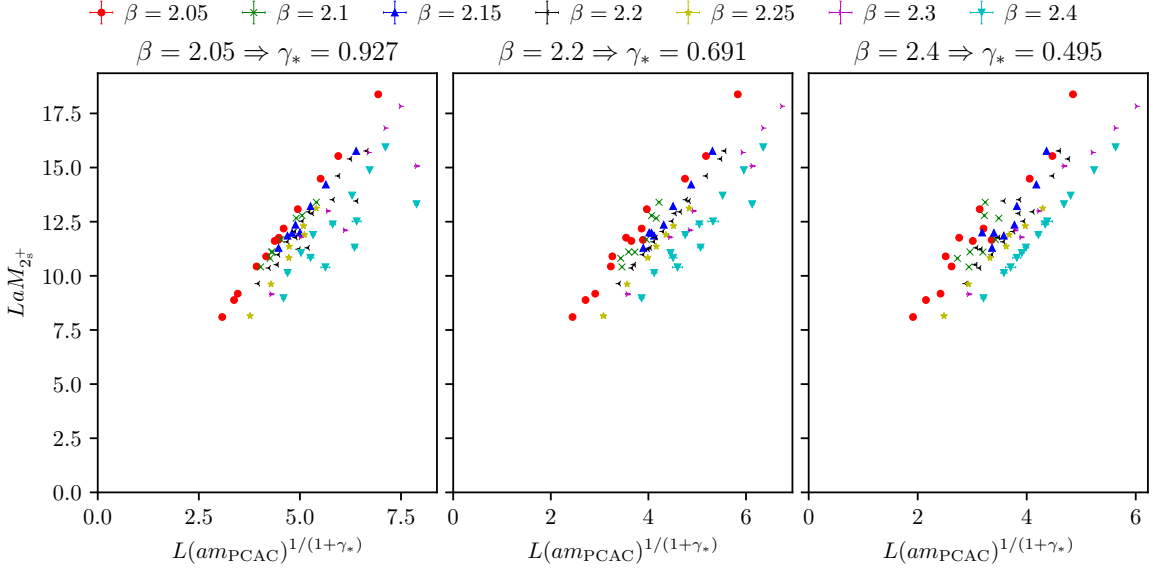


Figure 4: (Preliminary.) Curve-collapse fits of the 2^+ scalar baryon spectrum to a finite-size hyperscaling Ansatz. Fits are shown for the three values $\beta = 2.05, 2.2$, and 2.4 .

State masses in a conformal (or near-conformal) theory are expected to obey a finite-size hyperscaling relation of the form

$$L \cdot am_X = f(L(m_{\text{PCAC}})^{1/(1+\gamma_*)}) , \quad (1)$$

where m_{PCAC} is the fermion mass from the PCAC relation, and γ_* is the mass anomalous dimension. Fitting data from each value of β studied to this functional form using the method described in Ref. [7] gives estimates for γ_* . The values obtained continue to reduce as a function of β . Three examples of these fits are shown in Fig. 4; in each case the data for one value of β can be seen to line up visually.

An estimate for the anomalous dimension may also be obtained by fitting the spectrum of eigenmodes of the Dirac operator. We perform this analysis in a similar manner to the description

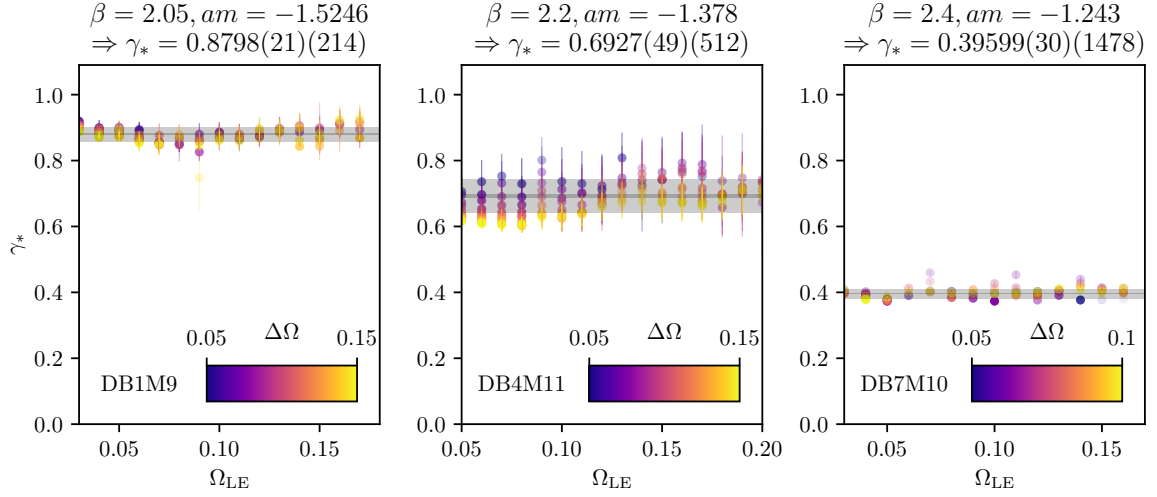


Figure 5: (Preliminary.) Results of fits of the Dirac eigenmode spectrum to a conformal Ansatz for various windows of eigenvalue. The horizontal axis shows the lower end of this window, and the colour its length. The vertical axis shows the fitted anomalous dimension γ_* . The intensity of the colour indicates the weight used in the model average. The inner and outer shaded bands represent the statistical and systematic uncertainty on the estimate of γ_* respectively.

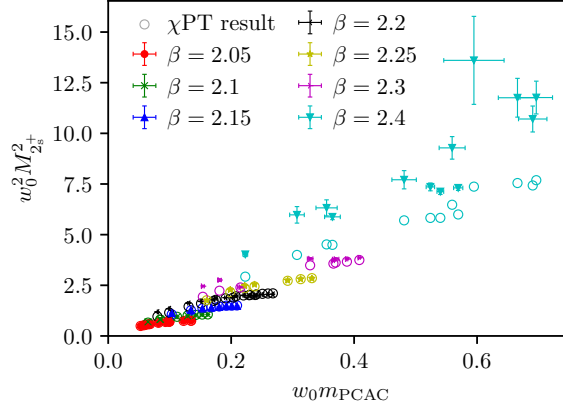


Figure 6: (Preliminary.) Comparison of the data for the mass of the 2^+ scalar baryon to a chiral perturbation theory fit of these data. Data points with error bars represent the measured data, while empty circles represent the fit result for that combination of β and m .

in Ref. [6], but use improved model averaging techniques to take the final fit. Fuller details of these improvements will be discussed in a forthcoming journal publication [14]. The results, shown in Fig. 5, show the same trend, with the value obtained decreasing as the value of β increases.

In order to provide a fair comparison with how well the conformal Ansatz matches observations,

we also fit our data for the 2^+ scalar baryon with an Ansatz informed by chiral perturbation theory:

$$\begin{aligned}
 w_0^2 m_{2^+}^2 = & 2B \cdot w_0 m_{\text{PCAC}} (1 + LD_1 w_0 m_{\text{PCAC}} \ln(D_2 w_0 m_{\text{PCAC}})) \\
 & + W_1 \cdot a m_{\text{PCAC}} \\
 & + \frac{W_2}{w_0^2},
 \end{aligned} \tag{2}$$

where B , D_1 , D_2 , W_1 , and W_2 are constants to be fitted, and w_0 is a scale determined from the gradient flow [7].

The result of this fit is shown in Fig. 6. We observe that as previously seen, the quality of this fit continues to decrease as β increases.

4. Conclusions and outlook

We have extended our study of $SU(2)$ with one adjoint Dirac flavour to significantly lower fermion masses, larger volumes, and larger values of β than we have previously studied. The patterns we observed in our previous data continue to hold: namely, we continue to see near-flat spectral ratios, the data continue to show finite-size hyperscaling with an anomalous dimension γ_* that decreases with β , chiral perturbation theory continues to fit the data increasingly poorly as β increases, and the scalar continues to be the lightest state observed.

The three possible conclusions stated in our previous work [7] remain valid. The theory may be chirally broken and QCD-like, with large lattice artefacts and with simulations too far from the chiral limit. The theory may be conformal with large scaling deviations. Or the theory may be conformal, with a stronger influence from the lattice bulk phase than anticipated.

Despite running significantly more computationally-intensive simulations, the new information we have gained is relatively limited. To extend the work to yet larger volumes or values of β , or to yet lighter fermion masses, while using the same lattice setup, would require unreasonable amounts of computational resource, and would give no guarantee of any new information. As such, our intention is to adjust our lattice setup for future work. We plan to use a chiral lattice fermion action to reduce the potential influence of lattice artefacts. This is likely to be able to start eliminating some of these possible interpretations.

5. Acknowledgements

The work of E.B. is supported by the UKRI Science and Technology Facilities Council (STFC) Research Software Engineering Fellowship EP/V052489/1. A.A. has been financially supported by the European Union’s Horizon 2020 research and innovation programme “Tips in SCQFT” under the Marie Skłodowska-Curie grant agreement No. 791122 as well as by the Horizon 2020 European research infrastructures programme “NI4OS-Europe” with grant agreement No. 857645. G.B. is funded by the Deutsche Forschungsgemeinschaft (DFG) under Grant No. 432299911 and 431842497. P.B. acknowledges the financial support of the European Union’s Horizon 2020 research and innovation programme under the Marie Skłodowska-Curie grant agreement No. 813942. The work of B.L. has been supported in part by the STFC Consolidated Grants No. ST/P00055X/1 and

No. ST/T000813/1, and in part by the Royal Society Wolfson Research Merit Award WM170010 and by the Leverhulme Trust Research Fellowship No. RF-2020-4619. B.L. further received funding from the European Research Council (ERC) under the European Union’s Horizon 2020 research and innovation program under Grant Agreement No. 813942. Numerical simulations have been performed on the Swansea SUNBIRD cluster (part of the Supercomputing Wales project) and AccelerateAI A100 GPU system, and on the DiRAC Extreme Scaling service at the University of Edinburgh. Supercomputing Wales and AccelerateAI are part funded by the European Regional Development Fund (ERDF) via Welsh Government. The DiRAC Extreme Scaling service is operated by the Edinburgh Parallel Computing Centre on behalf of the STFC DiRAC HPC Facility (www.dirac.ac.uk). This equipment was funded by BEIS capital funding via STFC capital grant ST/R00238X/1 and STFC DiRAC Operations grant ST/R001006/1. DiRAC is part of the National e-Infrastructure.

References

- [1] G. Aad et al. (ATLAS), Phys. Lett. B **716**, 1 (2012), [1207.7214](#).
- [2] S. Chatrchyan et al. (CMS), Phys. Lett. B **716**, 30 (2012), [1207.7235](#).
- [3] G. ’t Hooft, NATO Sci. Ser. B **59**, 135 (1980).
- [4] D. D. Dietrich and F. Sannino, Phys. Rev. D **75**, 085018 (2007), [hep-ph/0611341](#).
- [5] Z. Bi and T. Senthil, Phys. Rev. X **9**, 021034 (2019), [1808.07465](#).
- [6] A. Athenodorou, E. Bennett, G. Bergner, and B. Lucini, Phys. Rev. D **91**, 114508 (2015), [1412.5994](#).
- [7] A. Athenodorou, Bennett, G. Bergner, and B. Lucini, Phys. Rev. D **104**, 074519 (2021), [2103.10485](#).
- [8] Z. Fodor, K. Holland, J. Kuti, S. Mondal, D. Nogradi, and C. H. Wong, PoS LATTICE2015, 219 (2016), [1605.08750](#).
- [9] L. Del Debbio, B. Lucini, A. Patella, C. Pica, and A. Rago, Phys. Rev. D **93**, 054505 (2016), [1512.08242](#).
- [10] Y. Aoki et al. (LatKMI), Phys. Rev. D **96**, 014508 (2017), [1610.07011](#).
- [11] P. Boyle, A. Yamaguchi, G. Cossu, and A. Portelli (2015), [1512.03487](#).
- [12] P. Boyle, A. Yamaguchi, G. Cossu, A. Portelli, and E. Bennett, *Grid: A next generation data parallel C++ QCD library; modifications for $SU(2)$ $N_f=1$ Wilson simulations*, URL https://github.com/edbennett/Grid_epcc.
- [13] C. Pica, A. Rago, and contributors, *HiRep*, URL <https://github.com/claudiopica/HiRep>.
- [14] A. Athenodorou, E. Bennett, G. Bergner, P. Butti, and B. Lucini (in preparation).