

On Isotropy and Learning Dynamics of Contrastive-based Sentence Representation Learning

Chenghao Xiao Yang Long Noura Al Moubayed

Department of Computer Science
Durham University

{chenghao.xiao, yang.long, noura.al-moubayed}@durham.ac.uk

Abstract

Incorporating contrastive learning objectives in sentence representation learning (SRL) has yielded significant improvements on many sentence-level NLP tasks. However, It is not well understood why contrastive learning works for learning sentence-level semantics. In this paper, we take a closer look at contrastive sentence representation learning through the lens of isotropy and learning dynamics. We interpret its success stories through the geometry of the representation shifts. We show that contrastive learning brings isotropy, and surprisingly learns to converge tokens to similar positions in the semantic space if given the signal that they are in the same sentence. Also, what we formalize as "spurious contextualization" is mitigated for semantically meaningful tokens, while augmented for functional ones. The embedding space is pushed toward the origin during training, with more areas now better defined. We ablate these findings by observing the learning dynamic with different training temperatures, batch sizes and pooling methods. With these findings, we aim to shed light on future designs of sentence representation learning methods.

1 Introduction

Since vanilla pre-trained language models do not perform well on sentence-level semantic tasks, Sentence Representation Learning (SRL) aims to fine-tune pre-trained models to capture semantic information (Reimers and Gurevych, 2019; Li et al., 2020; Gao et al., 2021). Recently, it has gradually become *de facto* to incorporate contrastive learning objectives in sentence representation learning (Yan et al., 2021; Giorgi et al., 2021; Gao et al., 2021; Wu et al., 2022).

Representations of pre-trained contextualized language models (Peters et al., 2018; Devlin et al., 2019; Liu et al., 2019) have long been identified

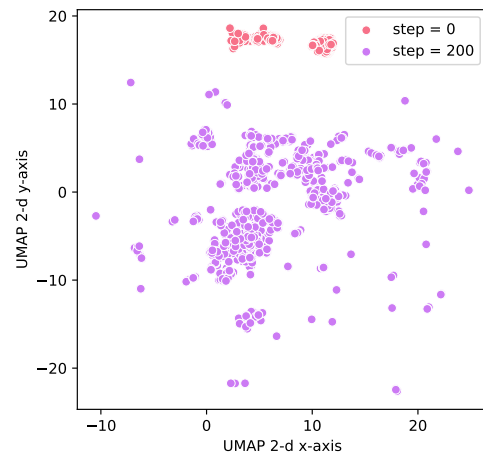


Figure 1: Expanded semantic space (eased anisotropy) produced by contrastive learning, visualized with UMAP. At the beginning of training, all embeddings occupied a narrow cone. After 200 steps of fine-tuning, they spread out to define a larger semantic space. The models are fine-tuned with a contrastive loss on NLI datasets, and used to encode the STS-b subset we construct in Section 2, with training details specified in Section 4.

not to be isotropic, i.e., they are not uniformly distributed in all directions but instead occupying a narrow cone in the semantic space (Ethayarajh, 2019). This property is also referred to as the representation degeneration problem (Gao et al., 2019), limiting the expressiveness of the learned models. The quantification of this characteristic is formalized, and approaches to mitigate this phenomenon are studied in previous research (Mu and Viswanath, 2018; Gao et al., 2019; Cai et al., 2020).

The concept of learning dynamics focuses on what happens during the continuous progression of fine-tuning pre-trained language models. This has drawn attention in the field (Merchant et al., 2020; Hao et al., 2020), with some showing that fine-tuning in fact mitigates the anisotropy of embed-

dings (Rajae and Pilehvar, 2021), to different extent according to the downstream tasks. However, it is argued that the performance gained in fine-tuning is not due to its enhancement of isotropy in the embedding space (Rajae and Pilehvar, 2021). Moreover, little research is conducted on isotropy of sentence embedding models, especially contrastive learning-based sentence representations.

Vanilla language models like BERT are known to underperform on sentence modeling even static embedding models like Glove (Pennington et al., 2014; Reimers and Gurevych, 2019), whether using the [cls] token or averaging word embeddings in the output layer. Since Reimers and Gurevych (2019) proposed SBERT, it has become the most popular Transformers-based framework in sentence representation tasks. The state-of-the-art is further improved by integrating contrastive learning objectives (Yan et al., 2021; Gao et al., 2021; Wu et al., 2022). The other line of works concern post-processing of embeddings in vanilla language models (Li et al., 2020; Su et al., 2021; Huang et al., 2021) to attain better sentence representations.

Though learning dynamics in fine-tuning was previously investigated, with some shedding lights on isotropy shifts in the process (Rajae and Pilehvar, 2021; Gao et al., 2021), few studies systematically investigate isotropy-related metrics in sentence representation models, and no works draw connections between these metrics and the performance gains of these models on sentence-level semantic tasks. Some implicitly studied this problem by experimenting on NLI datasets (Rajae and Pilehvar, 2021; Merchant et al., 2020; Hao et al., 2020), which are often used to train sentence embedding models. We argue that an extensive study on geometry change during fine-tuning SOTA SE models with contrastive objectives is in need.

In this work, we demystify the mechanism of why contrastive fine-tuning works for sentence representation learning.¹ Our main findings and contributions are as follows:

1. Through measuring isotropy-related metrics, we uncover a pattern that has never been found: contrastive learning leads to extremely high intra-sentence similarity. Tokens converge to similar positions if (only) given the signal they appear in the same sentence.
2. To explain this finding, we connect it together

¹Our code is publicly available.

with self similarity, to the known frequency bias. We find that functional tokens fall back to be the "by-products" of semantic tokens, and follow them wherever they travel in the semantic space.

3. We ablate all findings by analyzing learning dynamics through the lens of temperature, batch size, and pooling method, not only to validate that the findings are not artifacts to certain configurations, but also to shed lights on the best use of these hyperparameters.

With these, we aim to provide fundamental understanding of contrastive learning for sentence representation learning, and theoretical implications for better training frameworks and training strategies for different domain-specific sentence representation tasks.

2 Isotropy Analysis of Contrastive-based Sentence Embedding models

In this section, we analyze isotropy-related metrics on sentence representation models that achieve state-of-the-art performance on semantic textual similarity tasks, and their vanilla versions. We aim to decompose the changes of these models in the process of fine-tuning on sentence embedding tasks with contrastive learning objective, through comparing their behaviors on the metrics before and after fine-tuning.

2.1 Preliminary

Anisotropy of token embeddings produced by pre-trained language models has drawn attention in the field, and been validated both theoretically and empirically (Gao et al., 2019; Ethayarajh, 2019; Cai et al., 2020; Timkey and van Schijndel, 2021).

For an anisotropic model, the embeddings it encodes have a high mathematical expectation of pairwise cosine similarity:

$$\mathbb{E}_{u,v \in S} \cos(u, v) \gg 0 \quad (1)$$

where u and v are contextualized representations of tokens randomly sampled from corpus S . The central question we raise, in this paper, is given a contrastive learning objective to fine-tune a PLM on datasets that consist of sentence/document pairs:

$$\ell_i = -\log \frac{e^{\text{sim}(e_i, e_i^+)/\tau}}{\sum_{j=1}^N e^{\text{sim}(e_i, e_j^+)/\tau}}, \quad (2)$$

where e_i and e_i^+ denote a sentence/document pair, whose cosine similarity is to be maximized, while all the e_j^+ in a same training batch when $j \neq i$ is to be pushed further from e_i - what is the mechanism of the phenomenon of anisotropy getting mitigated/removed in the process, making a model isotropic? - as manifested by a new mathematical expectation of

$$\mathbb{E}_{u,v \in S} \cos(u, v) \approx 0 \quad (3)$$

And more importantly, what is the relation of this property and the performance gain on sentence-level semantic tasks brought by contrastive fine-tuning?

2.2 Metrics

We first adopt the metrics defined in [Ethayarajh \(2019\)](#), who studied the extent to which word representations in pre-trained ELMo, BERT, and GPT-2 are contextualized, taking into consideration their anisotropy baselines. We reproduce their implementations on computing self-similarity, intra-similarity, and anisotropy baselines. We then break the similarity measures down into dimension-wise to inspect whether certain rogue dimensions ([Timkey and van Schijndel, 2021](#)) dominate these metrics and therefore making the similarity measures artifact of a small set of dimensions.

Self Similarity: Self-similarity measures the similarity among different contextualized representations of a word under different contexts. To put it simply, *how similar is a word to itself in different contexts?* Higher self-similarity indicates less contextualization).

Intra-sentence Similarity: As opposed to self-similarity, intra-sentence similarity measures the similarity across words in the same sentence. Therefore, it provides a quantitative measure of 1) the extent to which words in the same sentence are similar to one another, 2) whether word representations would converge in the semantic space only because they appear in a same sentence?

Anisotropy Baselines: In line with [Ethayarajh \(2019\)](#), we adjust the above two metrics by the anisotropy baseline of a model. While self similarity and intra-sentence similarity are computed given the restrictions of respectively 1) same word in different contexts 2) different words in the same

context, these values are not reflective of the general distribution across different words and different contexts.

For instance, if the average cosine similarity of two random word representations is 0 given enough sampling from the corpus (meaning the word vectors are fully isotropic), then a word is not highly contextualized if its self similarity is say 0.7. By contrast, if two random words have an average cosine similarity of 0.7, then a self similarity of 0.7 means that a word is decently contextualized - It is not even more similar to itself in other contexts than to a random word in a random context.

Dimension-level Inspection of the Metrics

Due to the fact that cosine similarity is highly sensitive to outlier dimensions, we also inspect whether the outcomes of the above measurements are only artifacts of these dimensions, which are referred to as rogue dimensions ([Timkey and van Schijndel, 2021](#)) in language models.

Formally, the cosine similarity of two embeddings is defined as:

$$\cos(u, v) = \frac{u \cdot v}{\|u\| \|v\|}, \quad (4)$$

where u and v are two embeddings to measure against. Since the term $u \cdot v$ is just a sum of the element-wise dot product of the i^{th} dimension of the embeddings, it is convenient to inspect the contribution each dimension makes to the global similarity:

$$\cos(u, v) = \sum_{i=1}^d \frac{u_i v_i}{\|u\| \|v\|} \quad (5)$$

Given a set S that consists of n randomly sampled representations, the expected contribution of the i^{th} dimension in a model to a similarity metric could be approximated as:

$$\cos_i = \mathbb{E}_{u,v \in S} \frac{u_i v_i}{\|u\| \|v\|}, \quad (6)$$

Finally, whether the output of the above three metrics is a global property of all embeddings in the language model or is only dominated by a set of rogue dimensions D could be inspected by whether $\sum_{i \in D} \cos_i \gg \frac{\|D\|}{d} \mathbb{E}_{u,v \in S} \cos(u, v)$, with d being the dimensionality of word embeddings such as the commonly adopted 768.

Nonetheless, we could mathematically derive that, dominating dimensions dominate corpus-level similarity metric computations mostly because of

their high average distances to the origin at the corresponding dimensions (which contributes highly to the model’s anisotropy). In other words, they have high absolute means. However, if the values in these dimensions do not have high variation relative to other dimensions, then eliminating the top $\|D\|$ of these dimensions from the embeddings would not significantly bring semantic shifts to the original representations and therefore would not affect the corresponding relative similarity relationship between sentence pairs. For instance, if the 768-d embeddings of the phrases "good sentence embedding" and "legit sentence representation" yield highest pair-wise cosine similarity throughout the corpus, removing the 5 "rogue scalars" from both (making each phrase a 763-d embedding) would still provide them highest similarity compared to other phrases in the corpus, in this case. By contrast, if the variations of these rogue dimensions are also among the highest, the above example would not likely to hold.

Therefore, we will also need to inspect whether there is a misalignment between the existence of the rogue dimensions, and their actual impact on informativity (Timkey and van Schijndel, 2021). Given a $f(t, k)$ that maps a token t to its representation, with top k rogue dimensions eliminated, we could compare the correlation between similarity measures yielded by the original representations and those with top- k rogue dimensions removed. Formally, given:

$$\text{cos}_{original}(\mathcal{O}) = \text{cos}_{x,y \in \mathcal{O}}(f(x, 0), f(y, 0)) \quad (7)$$

and,

$$\text{cos}_{post}(\mathcal{O}) = \text{cos}_{x,y \in \mathcal{O}}(f(x, k), f(y, k)), \quad (8)$$

we compute:

$$r = \text{Corr}[\text{cos}_{original}, \text{cos}_{post}] \quad (9)$$

which is an indicator of the "authenticity" of the representations left without these rogue dimensions.

With the corresponding dimension-level inspections of the three metrics, we could take a step further to investigate whether fine-tuning a vanilla language model to sentence embedding tasks with the contrastive objective mitigates the dominance of rogue dimensions.

2.3 Models

We leverage two models that achieve state-of-the-art performances on sentence embedding tasks and semantic search tasks, *all-mpnet-base-v2*² and *all-MiniLM-L6-v2*³. They have both been fine-tuned with Multiple Negative Symmetric Ranking Loss on 1B+ document pairs, with the goal of predicting the right match to a document d_i given its ground-true match d_i^+ and the rest of d_j^+ in the same batch as natural negative examples. The "symmetric" part of the loss makes sure that the prediction is conducted again reversely through doing the same with d_i^+ , d_i and d_j . The loss is averaged for these two components for every batch. The representation of each document d is by default the mean-pooled embedding of each token.

We compare the results to their vanilla versions, *mpnet-base* (Song et al., 2020) and *MiniLM*⁴ (Wang et al., 2020) to get a closer look to the initial state of their corresponding pre-trained counterparts, and how the metrics change after fine-tuning on the goal of getting better sentence-level representations.

2.4 Data

The corpus to experiment on come from the STS Benchmark, which comprises a selection of datasets from the original SemEval datasets between 2012 and 2017. We attain the dataset through the Hugging Face Datasets library⁵.

Notably, the models that we are looking at were not exposed to these datasets during their training. Therefore, the pattern to be found in the analysis on the metrics is not reflective of any overfitting bias to their training process.

We use the test set and only use sentence 1 of each sentence pair, which is because of the potential doubling effect on self-similarity computation if we use both sentences in a pair - for a large number of words we are potentially providing each of them with one more sentence where they are in the similar contexts. Such similar contexts would offset the self-contextuality metric, which is sup-

²<https://huggingface.co/sentence-transformers/all-mpnet-base-v2>

³<https://huggingface.co/sentence-transformers/all-MiniLM-L6-v2>

⁴Notably, the original implementation of MiniLM has 12 layers, while we use a 6-layer version (by taking every second layer) to align the analysis with its fine-tuned counterpart. The model could be found in <https://huggingface.co/nreimers/MiniLM-L6-H384-uncased>

⁵https://huggingface.co/datasets/stsb_multi_mt

posed to be reflective of the distribution of their real-world usage. Following the description, 1359 sentences are selected as input to experiment on the contextuality and isotropy-related metrics, and the dimension-wise dominating pattern of the corresponding models.

2.5 Result

In this section, we present the results of the hierarchical inspections outlined above, where several interesting observations occur, among which a finding sheds lights on an exciting, yet unrevealed, characteristic of sentence embedding models fine-tuned with contrastive loss, which to the best of our knowledge, have never been empirically found in previous research.

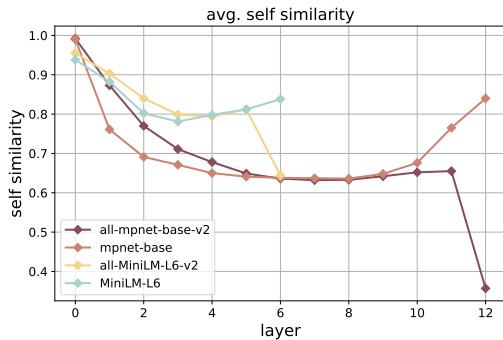


Figure 2: Unadjusted self similarity of tokens

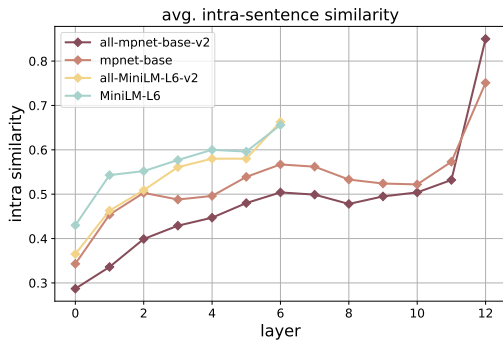


Figure 3: Unadjusted intra-sentence similarity of tokens

Figure 2 and Figure 3 display respectively the avg. self similarity and intra-sentence similarity. These values as we elucidated in previous sections, however, are likely to be artifact of anisotropy, and therefore are supposed to be adjusted by the anisotropy baseline of each model, based on the computation on randomly sampled token pairs.

To offset the effect of each model's intrinsic

non-uniformity, Figure 4 presents the degree of anisotropy of each model, based on pair-wise average similarity among 1000 token representations that we randomly sample from each of the 1000 sentences (to avoid the sampling to bias toward long sentences).

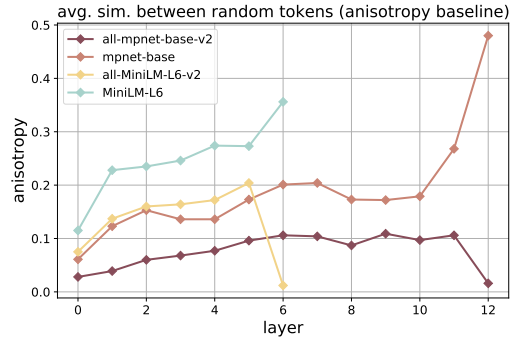


Figure 4: Anisotropy baseline of models

It clearly shows that after fine-tuning with contrastive loss, the anisotropy is mitigated in the middle layers to different levels, and is almost eliminated in the output layer of both models. This empirically validates the theoretical promise of uniformity brought by contrastive learning (Wang and Isola, 2020; Gao et al., 2021) in the context of sentence representation learning (SRL).

Complementing the enhanced isotropy, the average L2 norm of the randomly sampled token representations is also measured, showing a similar drastic shift in mostly the output layer of both models. Geometrically, the embeddings of tokens are pushed toward the origin in the output layer of a model, "compressing" the dense areas in the semantic space, making the embedding space "more defined" with concrete examples of words, instead of leaving a lot of "poorly-defined" areas (Li et al., 2020). We believe that this is likely an important reason of the models' performance gains on sentence embedding tasks.

Finally, the results of Figure 2 and Figure 3 are both adjusted by the anisotropy baseline in Figure 4, resulting in a relative, and thus more interpretable self similarity and intra-sentence similarity in Figure 6 and Figure 7.

As for the adjusted self similarity, we could see that the fine-tuned models generally show higher self similarities across contexts (meaning tokens are less contextualized after fine-tuning) in all layers, except for the output layer of the fine-tuned mpnet, where this gap suddenly closes. However,

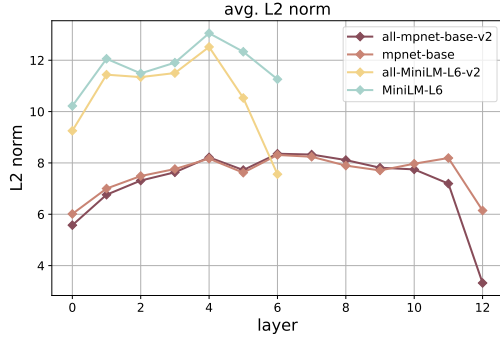


Figure 5: Avg. L2 norm of embeddings

in general there does not exist a significant difference on this metric. In Section 3, we will further reveal that, this is because there exists a misalignment of Self-Similarity Change (SSC) between functional tokens and semantic tokens, which offsets the global average self similarity change.

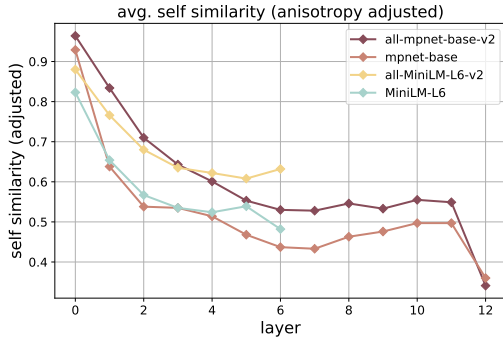


Figure 6: Adjusted self similarity of tokens: each self similarity is adjusted by the anisotropy of the corresponding model

Following these, we introduce a surprising finding: Intra-sentence similarity dramatically goes up in the output layer after contrastive fine-tuning. In the output layer of fine-tuned mpnet, the intra-sentence similarity reaches 0.88, meaning that tokens are 88% similar to one another if they appear in a same sentence. In other words, **contrastive learning in fact leads to the model behavior of converging tokens to extremely similar positions when given the signal that they appear in a same sentence.** Since this pattern does not exist in the vanilla pre-trained models, which are also trained mostly with sentence-level inputs from massive corpus, the pattern is a unique behavior that accompanies the performance gain brought by contrastive learning. In fact, it is not hard to picture that, given contrastive examples and the goal

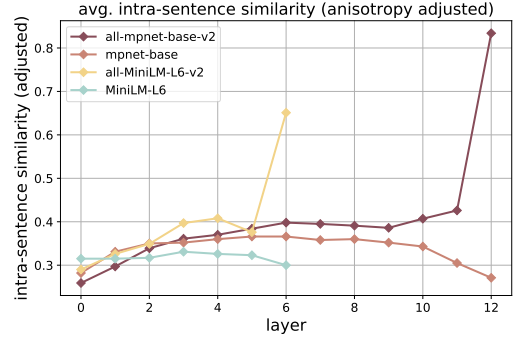


Figure 7: Adjusted intra-sentence similarity of tokens: each intra-sentence similarity is adjusted by the anisotropy of the corresponding model

of distinguishing between similar and non-similar in each batch, the model learns to provide more intense cross-attentions among elements inside an input, and thus could better assign each example to a unique position in the semantic space.

With mean-pooling and positive pairs, the model learns to decide important tokens in a document d_i , in order to align with its paired document d_i^+ , and other secondary tokens are likely to imitate the embeddings of these important tokens because they need to provide an average embedding together to match with their counterpart (In Appendix D we conduct an ablation study with other pooling methods). Further, with limited space in the now compressed space, inputs have now learned to converge to one another to squeeze to a point while keeping its semantic relationship to other examples. Therefore, we reason that, the unique behavior of this "trained intra-sentence similarity" is highly relevant to the models' enhanced performance on sentence-level semantic tasks.

Complementing the global properties found above, we present in Table 1 the dimension-level inspection on the similarity metric. The inspection is conducted on self-similarity computation. In line with previous research (Timkey and van Schijndel, 2021), there exists a significantly unequal contribution among dimensions. This inequality is most pronounced in the vanilla mpnet, with the top 1 dimension (out of the total 768) contributing to almost 55% of the similarity computation.

After contrastive fine-tuning, this phenomena is largely removed, with dominating dimensions greatly "flattened" (Gao et al., 2021). For the fine-tuned mpnet, it now requires 209 (out of 768, 27.2%) dimensions to contribute to 50% of the met-

ric computation, and for fine-tuned minilm, this number is 121 (out of 384, 31.5%).

Model	Top 1	Top 2	Top 3
$mpnet_{vanilla}$.548	.723	.741
$mpnet_{fine-tuned}$.005	.010	.014
$minilm_{vanilla}$.081	.129	.163
$minilm_{fine-tuned}$.008	.014	.020
	10%	20 %	50%
$mpnet_{vanilla}$	1	1	1
$mpnet_{fine-tuned}$	28	64	209
$minilm_{vanilla}$	2	5	31
$minilm_{fine-tuned}$	19	40	121

Table 1: Dimension-wise inspection on vanilla and contrastive learning-based fine-tuned sentence representation models (last/output layer only). The upper part of the table presents the contribution percentage of the top 1 to 3 dominating dimensions. The lower part of the table provides the number of top dimensions needed to account for {10,20,50}% of similarity metric computation.

In Appendix C, we present the informativity analysis by removing top-k dominating dimensions, where we see a reallocation of information after contrastive fine-tuning and a misalignment between dominance toward similarity computation and informativity.

In the following sections, we will build upon the findings to this stage, and draw connections of these surprising behaviors to other known biases in pre-trained language models.

3 Connecting Isotropy, Self and Intra-sentence Similarity with Frequency Bias

The imbalance of word frequency has long been identified to be relevant to the anisotropy of trained embeddings (Gao et al., 2019). This has been also empirically observed in pre-trained Transformers like BERT (Li et al., 2020).

Li et al. (2020) draw connection between frequency bias and the unideal performance of pre-trained language models on STS tasks, through deriving individual words as connections of contexts, concluding that rare words fail to play the role of connecting context embeddings and thus make them less well-trained.

Rajae and Pilehvar (2021) show that when fine-tuning pre-trained language models under the setting of Siamese architecture on STS-b datasets, the

frequency bias is largely removed, with frequency-based distribution of embeddings less significant. However, it is also pointed out that these trained models are still highly anisotropic, which as we showed in Section 2.5, does not hold in the context of contrastive training, which, with sufficient data, has theoretical promise toward uniformity (Wang and Isola, 2020; Gao et al., 2021).

Therefore, it is of interest to see the corresponding behaviors of frequency bias shifts in the context of contrastive learning. And more importantly, how this manifests and correlates with our surprising finding on intra-sentence similarity.

3.1 How Self Similarities Change for Frequent Words?

Since word frequency has produced many problematic biases for pre-trained Transformer models, we would like to know whether contrastive learning eases these patterns. Thus, how the self-similarity measurement manifests for frequent words after the models are fine-tuned with the contrastive objective? Are they more/less contextualized now?

Validity of Measuring Self-Similarity Change

We first define Self-Similarity Change and prove that this measurement is not prone to stochasticity in the training process.

The top 400 frequent tokens are first extracted from the constructed STS-b subset. Then, we measure the avg. self-similarity before and after fine-tuning for each word, adjusted for their anisotropy baseline. Formally, we define Self-Similarity Change (SSC) of a token as:

$$ssc = (ss_f - ani_f) - (ss_v - ani_v), \quad (10)$$

where ss_f , ss_v , ani_f and ani_v stand for self-similarity and anisotropy baseline of fine-tuned and vanilla models respectively.

To validate that this measurement is not a product of stochasticity occurs in training but a common phenomenon that comes with contrastive learning, we compute the Self-Similarity Change for every token using both $mpnet$ (vanilla & fine-tuned) and $MiniLM$ (vanilla & fine-tuned). If the statistics produced by both models show high correlations, then there exists a pattern that would affect how self-similarity changes for different tokens during contrastive fine-tuning. Otherwise, the changes are a product of randomness.

We iterate $n = 1$ to 400 to compute the Pearson correlation of SSCs of the top n tokens produced by both *mpnet* and *MiniLM* and find the position where these statistics correlate the most, which is:

$$\arg \max_n (\text{corr}(\text{SSC}_{\text{mpnet}}[:n], \text{SSC}_{\text{MiniLM}}[:n])) \quad (11)$$

Throughout the iteration, the top 204 frequent tokens give the highest Pearson correlation, which reaches a surprisingly high number of 0.857, validating the universal pattern for similarity shifts of frequent words. After inspection, we find that these are tokens that appear more than 9 times in the 1359 sentences. Notably, even the full set of 400 tokens gives a correlation of over 0.8, again proving the robustness of this pattern for frequent words (Refer to Appendix E for the full statistics of the validation).

3.2 Reaching to the connection

Table 2 provides a glimpse of the top 10 tokens (among the top 400 frequent tokens) that are now most more contextualized (with top negative self-similarity changes) and most less contextualized (with top positive self-similarity changes).

	mpnet		minilm	
	SS (↓)	SS (↑)	SS (↓)	SS (↑)
0	has	onion	[SEP]	hands
1	is	piano	.	fire
2	,	unfortunately	;	run
3	'	cow	?	house
4	are	chair)	japan
5	that	potato	the	hat
6	been	read	an	ukraine
7	while	dow	-	jumping
8	was	guitar	/	coffee
9	with	drums	a	points

Table 2: Top Self-Similarity Changes

The pattern is extremely clear now: After contrastive fine-tuning, tokens that contribute more to the semantics (tokens that have POS like nouns and adjectives) are now more reflective of their real-world limited connotations - tokens like "onion" and "piano" are not supposed to be that different in different contexts as they are in pre-trained models. We formalize this as "**Spurious Contextualization**", and establish that **contrastive learning actually mitigates this phenomena for semantically meaningful tokens**. We speculate that these

tokens are typically the ones that are compared in the document pairs and provide contrastive signals to the learning.

By contrast, however, the spurious contextualization of stopwords is even augmented after contrastive learning. "Has" is just supposed to be "has" - as our commonsense might argue - instead of having n meanings in n sentences. We speculate that, **stopwords fall back to be the "by-products" of a document after contrastive learning**, as they are likely the ones that do not reverse the semantics and thus do not provide contrastive signals in the training.

Connecting this to our finding on high intra-sentence similarity, it is clear that given a sentence/document-level input, certain semantic tokens drive the embeddings of all tokens to converge to a position, while functional tokens follow wherever their travel in the semantic space.

4 Understanding Learning Dynamics through the lens of Ablation Analysis

In this section, we ablate the findings along the experiments first on temperature - an important hyperparameter of contrastive learning, visualizing the learning dynamics with our studied metrics. We provide an intuitive math derivation to interpret the role that temperature plays in contrastive learning that could inspire the search of the optimal range of it. Finally, we conduct same experiments on batch size and show that the contrastive framework for sentence representation learning is less sensitive to batch size when it is at an optimal temperature. This is the opposite of what is commonly found in visual representation learning. Through these, We aim to shed lights on the training strategies of the models.

4.1 Rethinking Temperature

Given a contrastive learning objective:

$$\ell_i = -\log \frac{e^{\text{sim}(e_i, e_i^+)/\tau}}{\sum_{j=1}^N e^{\text{sim}(e_i, e_j^+)/\tau}}, \quad (12)$$

we first look at its denominator, where the goal is to minimize the similarity between the anchor e_i and negative pairs e_j when $j \neq i$:

$$e^{\text{sim}(e_i, e_j^+)/\tau} \in \left(\frac{1}{e}, e^{\frac{1}{\tau}}\right) \quad (13)$$

let x be $e^{\text{sim}(e_i, e_i^+)}$ we get:

$$e^{\text{sim}(e_i, e_j^+)/\tau} = x^{1/\tau}, x \in \left(\frac{1}{e}, e\right) \quad (14)$$

If $\tau \ll 1$, as long as $x < 1$, $x^{1/\tau}$ shrinks exponentially. While when $x > 1$, $x^{1/\tau}$ explodes exponentially. Therefore, $x = 1$, or $\text{sim}(e_i, e_j^+) = 0$ when $i \neq j$ is an important threshold when negative pairs are to decide whether or not to further push away, and this "thrust", is exactly what temperature provides: If the temperature is too low, there is not enough "motivation" to push the negative pairs to have similarity much lower than 0, since once it reaches below 0, the power term $1/\tau$ is already doing the job of making them exponentially vanishing in the denominator.

We analyze the upper bound and lower bound of $\text{sim}(e_i, e_j^+)$ once it reaches 0, giving us $\text{sim}(e_i, e_j^+) = 0$ and $\text{sim}(e_i, e_j^+) = -1$ for every $\text{sim}(e_i, e_j^+)$ in batch when $i \neq j$. For both cases we pair them with $\text{sim}(e_i, e_i^+) \rightarrow 1^-$ since positive pairs are intuitively pushed closer regardless.

Suppose we have a batch size of 4, we get $\text{sim}_{\text{upperbound}} = [\text{sim}(e_i, e_i^+) \rightarrow 1^-, 0, 0, 0]$ and $\text{sim}_{\text{lowerbound}} = [\text{sim}(e_i, e_i^+) \rightarrow 1^-, -1, -1, -1]$, which could be easily extended to batch size = n with 0 or 1 of size $n - 1$. Therefore:

$$\begin{aligned} \ell_{\text{upperbound}}(\tau) &= -\log \frac{e^{\text{sim}(e_i, e_i^+)/\tau}}{e^{\text{sim}(e_i, e_i^+)/\tau} + \sum_{n-1} e^{0/\tau}} \\ &= -\log \frac{e^{\text{sim}(e_i, e_i^+)/\tau}}{e^{\text{sim}(e_i, e_i^+)/\tau} + (n-1)}, \end{aligned} \quad (15)$$

while given $\text{sim}(e_i, e_i^+) \rightarrow 1^-$,

$$\begin{aligned} \ell_{\text{lowerbound}}(\tau) &= -\log \frac{e^{\text{sim}(e_i, e_i^+)/\tau}}{e^{\text{sim}(e_i, e_i^+)/\tau} + \sum_{n-1} e^{-1/\tau}} \\ &= -\log \frac{e^{(\text{sim}(e_i, e_i^+)+1)/\tau}}{e^{(\text{sim}(e_i, e_i^+)+1)/\tau} + (n-1)} \\ &\approx -\log \frac{e^{2*\text{sim}(e_i, e_i^+)/\tau}}{e^{2*\text{sim}(e_i, e_i^+)/\tau} + (n-1)} \end{aligned} \quad (16)$$

Again surprisingly,

$$\ell_{\text{lowerbound}}(2\tau) \approx \ell_{\text{upperbound}}(\tau) \quad (17)$$

It has now become extremely intuitive for us to understand the role that temperature is playing in making embeddings isotropic: in order for the same negative pairs in a batch to be pushed to the lower bound, it needs the temperature to be twice as large as compared to only being pushed to the upper bound. For example, if when temperature = 0.05, two sentences are pushed in training to have -1 cosine similarity, now given temperature = 0.025, the gradient is only around enough to push them to have 0 cosine similarity with each other.

Our analysis serves as a complementation to Wang and Liu (2021), who show that a lower temperature tends to punish hard-negative examples more (especially at the similarity range of (0.5, 1)), while a higher temperature tends to give all negative examples gradients to a same magnitude. This provides more theoretical justification to our approximation, since at the similarity range of $(-1, 0)$, all negative examples have gradients to the same magnitude (Wang and Liu, 2021) regardless, and this range is what we focus on and what makes the whole semantic space isotropic.

Given this finding, we argue that it might be not optimal to search this hyperparameter to the order of magnitude with 10 as the base as shown empirically in previous research (Gao et al., 2021), but it is better to search it to the power of 2, and even perform more fine-grained grid search if a range of upper bound temperature being twice as the lower bound temperature that provides decent performance is found.

In the experiment, we empirically validate this interesting derivation, by showing the learning dynamics of models under different temperatures, through anisotropy, self similarity, and most importantly through our previous surprising finding on intra-sentence similarity.

4.2 Experiment Setup

We use a vanilla mpnet-base (Song et al., 2020) as the base model, and train it on a concatenation of SNLI (Bowman et al., 2015) and MNLI datasets (Williams et al., 2018).

In accordance with our math analysis, for the temperature τ subspace we do not follow the commonly adopted exponential selection (e.g., Gao et al. (2021)), but we analyze around the best value found empirically under this setting, to the power of 2, i.e., $\{0.025, 0.05, 0.1\}$. We provide

the same analysis on $\{0.001, 0.01, 0.05, 0.1, 1\}$ in Appendix A for comparison. To better illustrate the effect of temperature, we only use entailment pairs as positive examples, under supervised training setting. We do not consider using contradiction as hard negatives to distract our analysis, nor unsupervised settings using data augmentation methods such as standard dropout. We use all instances of entailment pairs as training set, yielding a training set of 314k. All models are trained using a single NVIDIA A100 GPU.

We train the models with different temperatures only for 1 epoch with a batch size of 64, yielding 4912 steps each. We save the models every 200 steps, then use them to encode the subset of STS-B we constructed in Section 2.

4.3 Results

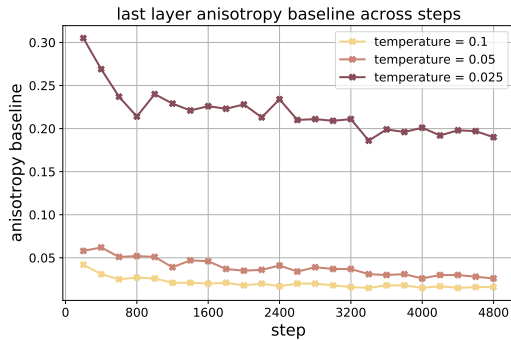


Figure 8: Anisotropy changes throughout training under different temperatures

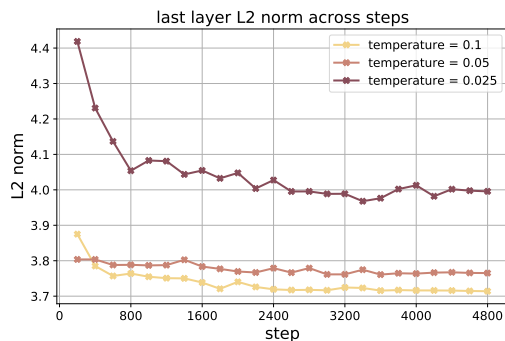


Figure 9: L2-norm under different temperatures

Firstly, we present the centered property we are measuring, anisotropy. Figure 8 shows the last-layer anisotropy change throughout steps. The trend is in line with our hypothesis about temperature being a "thrust". Knowing that the vanilla model starts from encoding embeddings to be stuck

in a narrow angle, temperature serves as the power to push them further through forcing negative pairs to be different. With a higher temperature, the cosine similarity between negative pairs has to be lower to reach the same loss. Figure 9 further validates this through showing that higher temperatures compress the semantic space in general, pushing instances to the origin.

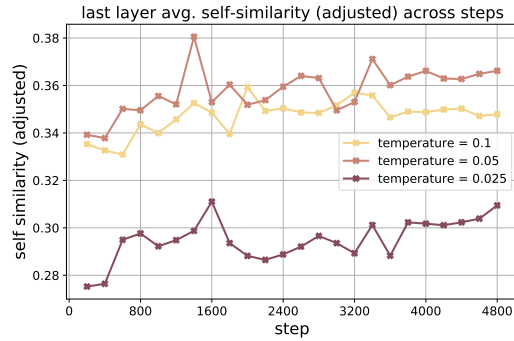


Figure 10: Self similarity under different temperature, adjusted by anisotropy baseline

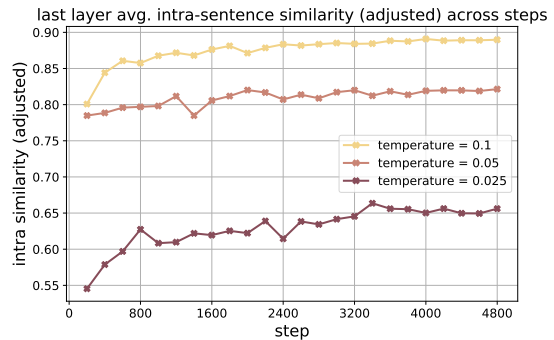


Figure 11: Intra-sentence similarity under different temperature, adjusted by anisotropy baseline

Figure 10 and Figure 11 present the adjusted self and intra-sentence similarity. Following the closer look at the contradicted pattern for frequency bias analyzed in Section 3, the behavior here becomes self-explainable. We could see that under the temperature of 0.1, the self similarity stays at the lower level compared to 0.05 in the last steps. This matches with the opposite result in intra-sentence similarity. According to our analysis in Section 3, it is the less meaningful tokens (mostly stop-words) that drag down the self-similarity, and because they learn to follow the semantically meaningful tokens wherever their embeddings go in the semantic space, the intra-sentence similarity would become way higher. We speculate that, while this

phenomena explains the performance gain of models trained with contrastive loss on semantic tasks, its being too intense (as shown when $\tau = 0.1$) might also account for the performance drop, making semantic meaningful tokens too dominating compared to auxiliary/functional tokens. Therefore, it again justifies the importance of selecting a **moderate temperature** that provides enough gradients, but not over-intensifying the attentions leaning toward dominating tokens.

In Appendix B, we provide the same analysis on batch size, revealing that batch size plays a less significant role, if given a relatively optimal temperature. This is the opposite of what is commonly found in visual representation learning. Last but not least, Appendix D compares the three commonly used pooling methods, showing that the found patterns are not just artifacts of a certain pooling method (mean pooling), but consistent across pooling methods.

5 Conclusion

In this paper, we demystify the success story of using contrastive objectives for sentence representation learning through the lens of isotropy and learning dynamics.

We first showed the theoretical promise of uniformity brought by contrastive learning through measuring anisotropy, complemented by showing the flattened domination of top dimensions. We then uncovered a very interesting yet under-covered pattern: contrastive learning learns to converge tokens in a same sentence, bringing extremely high intra-sentence similarity. We then explained this pattern by connecting it to frequency bias, and showed that semantically functional tokens fall back to be the by products of semantically meaningful tokens in a sentence, following wherever they travel in the semantic space. Lastly, we ablate all findings through temperature, batch size and pooling method, providing a closer look at these patterns through different angles.

We hope this research can inspire better design of contrastive learning for sentence representation learning in different domains and different settings.

References

Samuel Bowman, Gabor Angeli, Christopher Potts, and Christopher D Manning. 2015. A large annotated corpus for learning natural language inference. In *Proceedings of the 2015 Conference on Empirical*

Methods in Natural Language Processing, pages 632–642.

Xingyu Cai, Jiaji Huang, Yuchen Bian, and Kenneth Church. 2020. Isotropy in the contextual embedding space: Clusters and manifolds. In *International Conference on Learning Representations*.

Jacob Devlin, Ming-Wei Chang, Kenton Lee, and Kristina Toutanova. 2019. Bert: Pre-training of deep bidirectional transformers for language understanding. In *Proceedings of the 2019 Conference of the North American Chapter of the Association for Computational Linguistics: Human Language Technologies, Volume 1 (Long and Short Papers)*, pages 4171–4186.

Kawin Ethayarajh. 2019. How contextual are contextualized word representations? comparing the geometry of bert, elmo, and gpt-2 embeddings. In *Proceedings of the 2019 Conference on Empirical Methods in Natural Language Processing and the 9th International Joint Conference on Natural Language Processing (EMNLP-IJCNLP)*, pages 55–65.

Jun Gao, Di He, Xu Tan, Tao Qin, Liwei Wang, and Tieyan Liu. 2019. Representation degeneration problem in training natural language generation models. In *International Conference on Learning Representations*.

Tianyu Gao, Xingcheng Yao, and Danqi Chen. 2021. Simcse: Simple contrastive learning of sentence embeddings. In *Proceedings of the 2021 Conference on Empirical Methods in Natural Language Processing*, pages 6894–6910.

John Giorgi, Osvald Nitski, Bo Wang, and Gary Bader. 2021. Declutr: Deep contrastive learning for unsupervised textual representations. In *Proceedings of the 59th Annual Meeting of the Association for Computational Linguistics and the 11th International Joint Conference on Natural Language Processing (Volume 1: Long Papers)*, pages 879–895.

Yaru Hao, Li Dong, Furu Wei, and Ke Xu. 2020. Investigating learning dynamics of bert fine-tuning. In *Proceedings of the 1st Conference of the Asia-Pacific Chapter of the Association for Computational Linguistics and the 10th International Joint Conference on Natural Language Processing*, pages 87–92.

Junjie Huang, Duyu Tang, Wanjun Zhong, Shuai Lu, Linjun Shou, Ming Gong, Daxin Jiang, and Nan Duan. 2021. Whiteningbert: An easy unsupervised sentence embedding approach. In *Findings of the Association for Computational Linguistics: EMNLP 2021*, pages 238–244.

Bohan Li, Hao Zhou, Junxian He, Mingxuan Wang, Yiming Yang, and Lei Li. 2020. On the sentence embeddings from pre-trained language models. In *Proceedings of the 2020 Conference on Empirical Methods in Natural Language Processing (EMNLP)*, pages 9119–9130.

- Yinhan Liu, Myle Ott, Naman Goyal, Jingfei Du, Mandar Joshi, Danqi Chen, Omer Levy, Mike Lewis, Luke Zettlemoyer, and Veselin Stoyanov. 2019. Roberta: A robustly optimized bert pretraining approach. *arXiv preprint arXiv:1907.11692*.
- Amil Merchant, Elahe Rahimtoroghi, Ellie Pavlick, and Ian Tenney. 2020. [What happens to bert embeddings during fine-tuning?](#) In *Proceedings of the Third BlackboxNLP Workshop on Analyzing and Interpreting Neural Networks for NLP*, pages 33–44.
- Jiaqi Mu and Pramod Viswanath. 2018. All-but-the-top: Simple and effective postprocessing for word representations. In *International Conference on Learning Representations*.
- Jeffrey Pennington, Richard Socher, and Christopher D Manning. 2014. Glove: Global vectors for word representation. In *Proceedings of the 2014 conference on empirical methods in natural language processing (EMNLP)*, pages 1532–1543.
- Matthew E. Peters, Mark Neumann, Mohit Iyyer, Matt Gardner, Christopher Clark, Kenton Lee, and Luke Zettlemoyer. 2018. [Deep contextualized word representations](#). In *Proceedings of the 2018 Conference of the North American Chapter of the Association for Computational Linguistics: Human Language Technologies, Volume 1 (Long Papers)*, pages 2227–2237, New Orleans, Louisiana. Association for Computational Linguistics.
- Sara Rajae and Mohammad Taher Pilehvar. 2021. [How does fine-tuning affect the geometry of embedding space: A case study on isotropy](#). In *Findings of the Association for Computational Linguistics: EMNLP 2021*, pages 3042–3049, Punta Cana, Dominican Republic. Association for Computational Linguistics.
- Nils Reimers and Iryna Gurevych. 2019. Sentencebert: Sentence embeddings using siamese bert-networks. *arXiv preprint arXiv:1908.10084*.
- Kaitao Song, Xu Tan, Tao Qin, Jianfeng Lu, and Tie-Yan Liu. 2020. Mpnnet: Masked and permuted pre-training for language understanding. *Advances in Neural Information Processing Systems*, 33:16857–16867.
- Jianlin Su, Jiarun Cao, Weijie Liu, and Yangyiwen Ou. 2021. Whitening sentence representations for better semantics and faster retrieval. *arXiv preprint arXiv:2103.15316*.
- William Timkey and Marten van Schijndel. 2021. All bark and no bite: Rogue dimensions in transformer language models obscure representational quality. In *Proceedings of the 2021 Conference on Empirical Methods in Natural Language Processing*, pages 4527–4546.
- Feng Wang and Huaping Liu. 2021. [Understanding the behaviour of contrastive loss](#). In *Proceedings of the IEEE/CVF conference on computer vision and pattern recognition*, pages 2495–2504.
- Tongzhou Wang and Phillip Isola. 2020. [Understanding contrastive representation learning through alignment and uniformity on the hypersphere](#). In *International Conference on Machine Learning*, pages 9929–9939. PMLR.
- Wenhui Wang, Furu Wei, Li Dong, Hangbo Bao, Nan Yang, and Ming Zhou. 2020. Minilm: Deep self-attention distillation for task-agnostic compression of pre-trained transformers. *Advances in Neural Information Processing Systems*, 33:5776–5788.
- Adina Williams, Nikita Nangia, and Samuel Bowman. 2018. A broad-coverage challenge corpus for sentence understanding through inference. In *Proceedings of the 2018 Conference of the North American Chapter of the Association for Computational Linguistics: Human Language Technologies, Volume 1 (Long Papers)*, pages 1112–1122.
- Xing Wu, Chaochen Gao, Zijia Lin, Jizhong Han, Zhongyuan Wang, and Songlin Hu. 2022. Infocse: Information-aggregated contrastive learning of sentence embeddings. *arXiv preprint arXiv:2210.06432*.
- Yuanmeng Yan, Rumei Li, Sirui Wang, Fuzheng Zhang, Wei Wu, and Weiran Xu. 2021. Consert: A contrastive framework for self-supervised sentence representation transfer. In *Proceedings of the 59th Annual Meeting of the Association for Computational Linguistics and the 11th International Joint Conference on Natural Language Processing (Volume 1: Long Papers)*, pages 5065–5075.

A Temperature Search: why searching to the order of magnitude by 10 is not optimal?

We have also run the search range of temperature in previous research, which is carried out to the order of magnitude by 10. We compare the metrics on the models run with these temperatures with the vanilla mpnet model’s performance.

It is clearly shown that, not all values of temperature push the metrics from the vanilla baseline toward a same direction. Therefore, there exists a relatively optimal range to search, which is empirically implemented in a few works (Yan et al., 2021), but few seems to have discussed why the range should not be that large, while we show this through the math analysis in Section 4 and their contradicted performance on our studied metrics here.

Specifically, for anisotropy baseline, temperature being too low even augments the vanilla model’s unideal behavior, and the same applies for L2-norm, by that temperature being too low actually pushes the embeddings even further from the origin.

For the adjusted self similarity and intra-sentence similarity, the metrics for low temperature are largely offset by anisotropy, meaning that for these temperature (especially $\tau = 0.001$), tokens are not more similar to itself in different contexts, nor to other tokens they share contexts with, compared to just with a random token in whatever context.

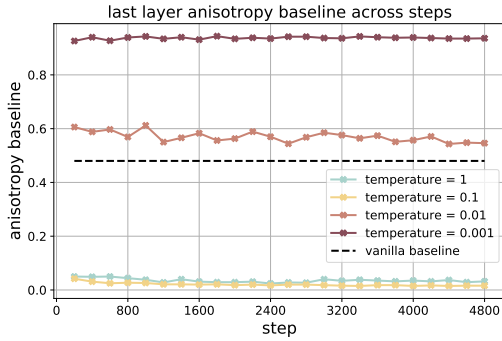


Figure 12: Anisotropy changes throughout training under different temperatures

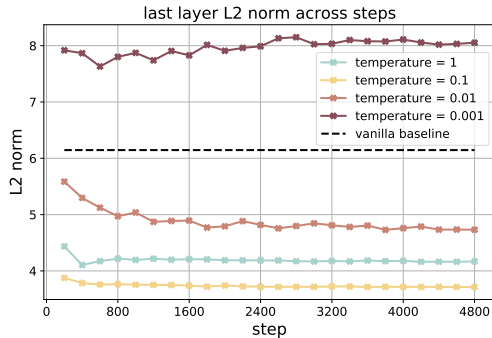


Figure 13: L2-norm under different temperatures

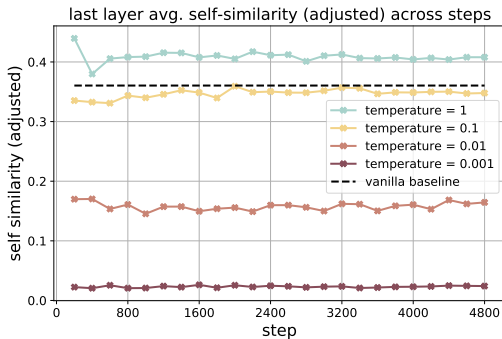


Figure 14: Self similarity under different temperatures, adjusted by anisotropy baseline

Gao et al. (2019) and Gao et al. (2021) take a singular spectrum perspective in understanding reg-

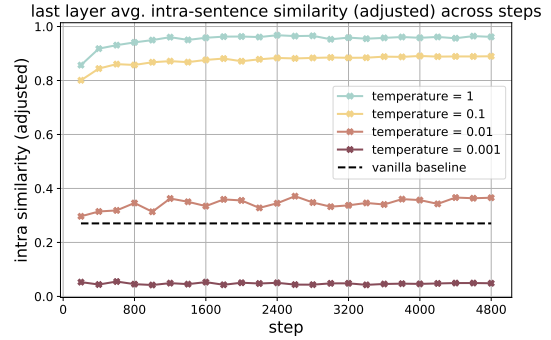


Figure 15: Intra-sentence similarity under different temperatures, adjusted by anisotropy baseline

ularization to anisotropy. Gao et al. (2019) propose a regularization term to the original log-likelihood loss in training machine translation model to mitigate the representation degeneration problem (or anisotropy). The regularization is proportional to $Sum(WW^T)$, where W is the stack of normalized word embeddings. If all elements are positive, then minimizing $Sum(WW^T)$ is equivalent to minimizing the upper bound for the largest top eigenvalue of $Sum(WW^T)$. Therefore, this regularization term shows theoretical promise to flatten the singular spectrum and make the representation more uniformly distributed around the origin. Gao et al. (2021) extend this analysis to show the same theoretical promise brought by the uniformity loss proposed by Wang and Isola (2020), by deriving that uniformity loss is in fact greater or equal to $\frac{1}{\tau m^2} \sum_{i=1}^m \sum_{j=1}^m h_i^T h_j$, which is also equivalent to flattening the spectrum of the similarity matrix. Our results show that despite the intuition reached by singular spectrum perspective, the assumption could probably only hold on a relatively optimal temperature. Thus, the effect of temperature should be considered using this perspective, which is beyond the scope of this paper.

B Batch size

Batch size on the other hand, does not produce impact as significant as temperature. We have run three models with the optimal $\tau = 0.05$ paired with a batch size range of $\{16, 64, 256\}$.

The metrics yielded by different batch sizes all stay in small range at the end of the epoch, albeit showing different rates and stability of convergence.

Model	k = 1	k = 2	k = 3	k = 5	k = 10	k = 20	k = 50	k = 100	k = 300	k = 700
mpnet _{vanilla}	.386	.338	.210	.169	.168	.182	.201	.195	.175	.040
mpnet _{fine-tuned}	.999	.998	.996	.994	.990	.983	.960	.922	.783	.229
minilm _{vanilla}	.993	.980	.970	.947	.886	.796	.559	.543	.375	/
minilm _{fine-tuned}	.998	.846	.836	.830	.817	.805	.768	.690	.285	/

Table 3: r^2 between the similarity matrices of sampled token embeddings, before and after removing the same top-k rogue dimensions from every token embedding.

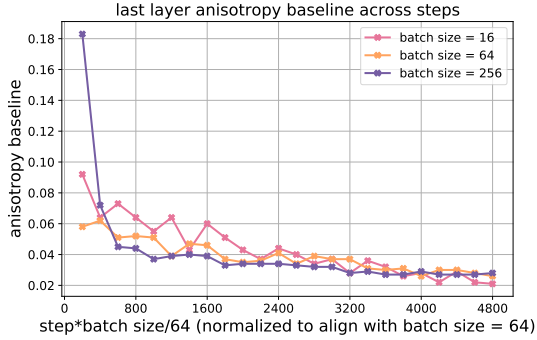


Figure 16: Anisotropy changes throughout training under different batch sizes

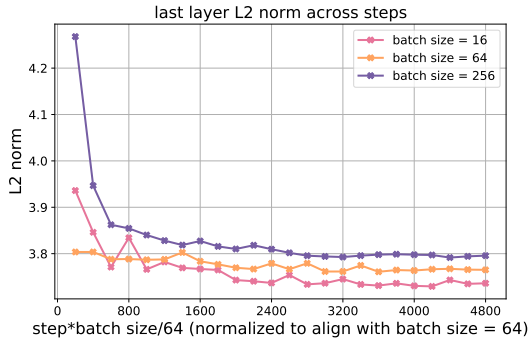


Figure 17: L2-norm under different batch sizes

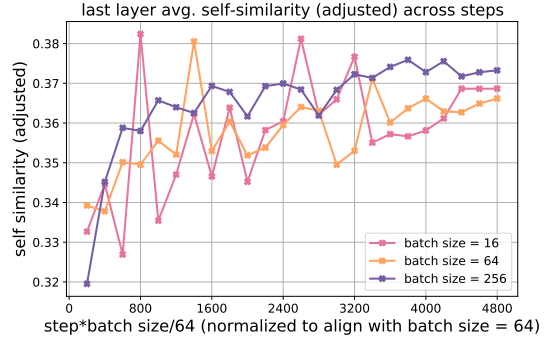


Figure 18: Self similarity under different batch sizes, adjusted by anisotropy baseline

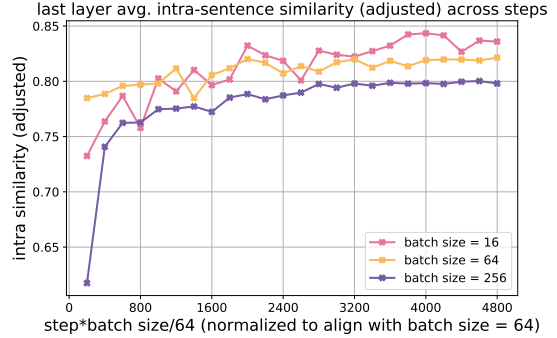


Figure 19: Intra-sentence similarity under different batch sizes, adjusted by anisotropy baseline

C Informativity

In this section we present the informativity analysis outlined in Section 2. Specifically, after we identify how dominant are the top rogue dimensions, to what degree is semantics affected with these rogue dimensions removed? Do these dimensions only have large mean but do not contribute to large variance? We sample 1k token embeddings to compute their pair-wise similarity. After removing top-k dimensions from every embedding, we compute the similarity matrix again, and compute the Pearson Correlation r between flattened lower triangles of the matrices of the two excluding their diagonals. We then report the r^2 which represents the proportion of variance in the original similarity matrix

explained by the post-processed matrix.

At a high level, Table 3 shows that dominance \neq informativity. Specifically, MiniLM presents a misalignment between dominance toward similarity computation and the actual information stored in these dimensions. For instance, removing the top 1 dominant dimension of minilm_{finetuned} seems to not affect the embeddings' relative similarity to one another at all, preserving an r^2 of .998. Also, recall from Section 2 that contributions of dimensions from minilm_{vanilla} to similarity computation are relatively flatter than mpnet_{vanilla}, the results show that along with the even more flattened contributions after fine-tuning, the informativity seems to have been reallocated. For instance, from remov-

ing $k = 100$ to $k = 300$, the explainable variance goes down from .690 to .285, meaning this range of dimensions store a lot more information compared with the vanilla version. In general, that $\text{minilm}_{\text{vanilla}}$ and $\text{minilm}_{\text{fine-tuned}}$ take turn to yield higher r^2 with top-k removed demonstrates that there is generally no strong correlation between dominance and informativity, but it is rather random - especially when the dominance is already quite evenly distributed in the vanilla model.

D Pooling Method

In line with previous analysis, this section presents the measurement on different pooling methods. We follow the same setting in Section 4 to also investigate whether the patterns found in Section 2 are only attributable to mean pooling. We compare mean pooling with [cls] pooling and max pooling. Albeit the different performance on the metrics, contrastive learning in general presents consistent behaviors across pooling methods, such as eased anisotropy and enhanced intra-sentence similarity.

For anisotropy, we see that [cls] pooling shows a slow convergence on producing isotropy. At the end of the epoch, it is still on a decreasing trend. By contrast, mean pooling and max pooling demonstrate a faster convergence, with mean pooling being most promising on isotropy. Their performance on L2-norm is also well-aligned, again showing strong correlation between isotropy and L2-norm in the training process utilizing contrastive loss. And this correlation seems agnostic to pooling methods. The following analysis focuses on their differences:

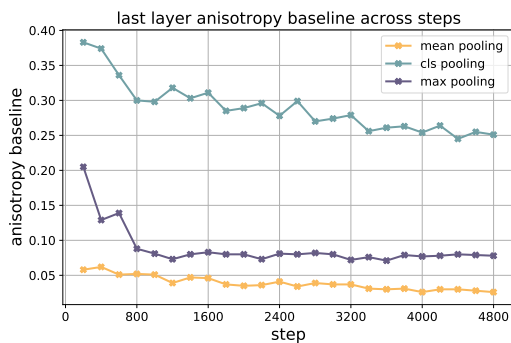


Figure 20: Anisotropy changes throughout training under different pooling methods

For self similarity, [cls] pooling and mean pooling show a similar performance, which max pooling deviates from.

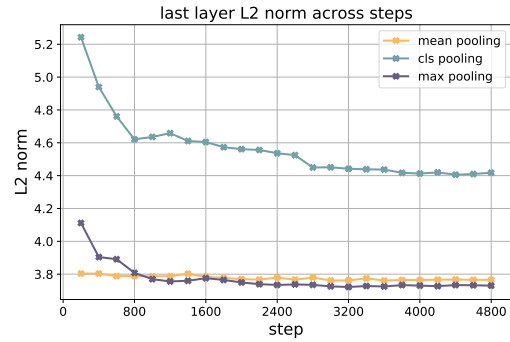


Figure 21: L2-norm under different pooling methods

Last but not least, max pooling presents an "unacceptably" high intra-sentence similarity. Although intra-sentence similarity is a potentially ideal property uniquely brought by contrastive learning, this metric could not be over-intensified, as also shown in Section 4, Appendix A, and Appendix B. There exists an ideal range for intra-sentence similarity, compatible to a model's performance on other metrics.

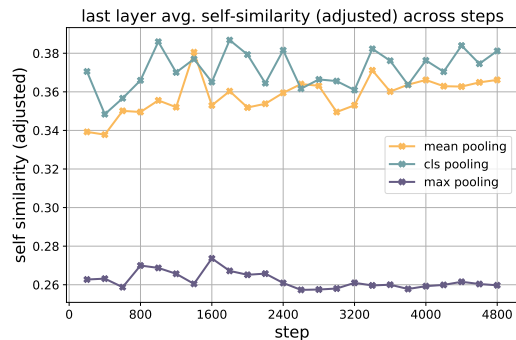


Figure 22: Self similarity under different pooling methods, adjusted by anisotropy baseline

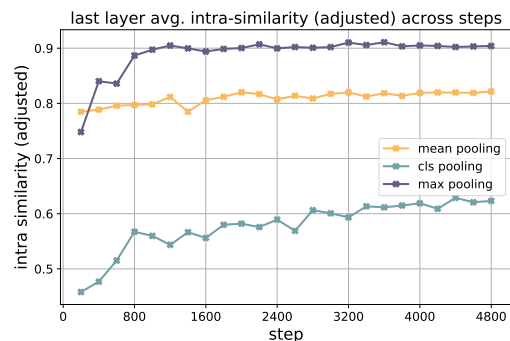


Figure 23: Intra-sentence similarity under different pooling methods, adjusted by anisotropy baseline

E Self Similarity Change and Correlation across Models

In Figure 24 we plot the Self Similarity Change (SSC) across models (mpnet and MiniLM), for the top 400 frequent tokens of the SST-b subset we construct.

The Pearson correlation between the two accumulated lists of the first $[: n]$ tokens is also plotted. The perfect correlation at the beginning is ignored because the most frequent words at the top are the [pad], [cls] and [sep] tokens. Excluding these, the correlation reaches the peak at 204 as mentioned in the main section, before which the correlation has been slowly stabilized with more tokens considered, while starting to drop after. This shows that the pattern mostly holds for tokens that are above certain frequency, which again provides empirical ground for our analysis on drawing connection of self and intra-sentence similarity to frequency bias.

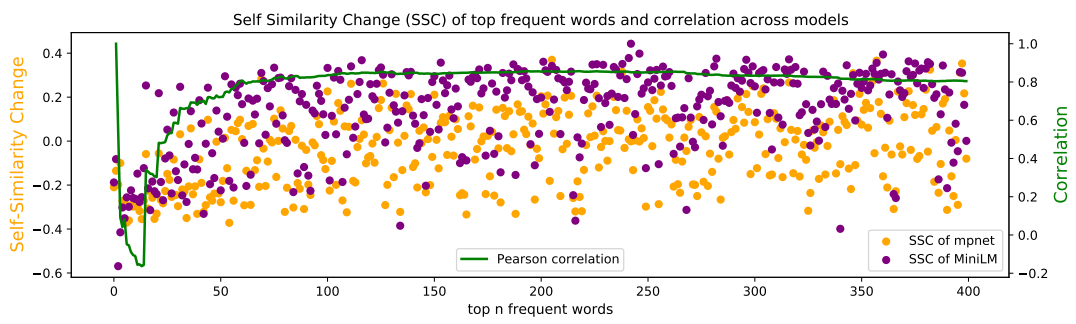


Figure 24: Self Similarity Change