

Graph Learning: A Comprehensive Survey and Future Directions

Shaopeng Wei, Yu Zhao, *Member, IEEE*

Abstract—Graph learning aims to learn complex relationships among nodes and the topological structure of graphs, such as social networks, academic networks and e-commerce networks, which are common in the real world. Those relationships make graphs special compared with traditional tabular data in which nodes are dependent on non-Euclidean space and contain rich information to explore. Graph learning developed from graph theory to graph data mining and now is empowered with representation learning, making it achieve great performances in various scenarios, even including text, image, chemistry, and biology. Due to the broad application prospects in the real world, graph learning has become a popular and promising area in machine learning. Thousands of works have been proposed to solve various kinds of problems in graph learning and is appealing more and more attention in academic community, which makes it pivotal to survey previous valuable works. Although some of the researchers have noticed this phenomenon and finished impressive surveys on graph learning. However, they failed to link related objectives, methods and applications in a more logical way and cover current ample scenarios as well as challenging problems due to the rapid expansion of the graph learning.

Index Terms—Graph Learning, deep learning, representation learning

1 INTRODUCTION

GRAPH learning aims to model graphs, one kind of noneuclidean data that is quite different from previous data structure in machine learning and exists widely in real scenarios, such as social network [1], [2], [3], academic network [4], [5], [6], e-commerce networks [7], [8], [9], enterprise knowledge graphs [10], [11], [12]. It is essential to mine rich information contained in complex connections among nodes and the topological structure of graphs, which benefits a lot of tasks and applications on graphs.

What's more, traditional applications can also be transformed to graph data (i.e., computer vision [13], [14], [15], language model [16], [17], [18], physics [19], [20] and chemistry [21], [22]). The underline assumption is that there exists a lot of potential connections among different entities that are not observed directly. This makes graph learning not only a way to deal with natural graph structure but also a mode of thinking about various kinds of problems.

Due to the promising future of graph learning, it appeals to a lot of attention in the world. Despite previous theoretical works on graphs that help people understand various characters on graphs and provide basic analysis frameworks. These works usually concentrate on small and simulated graphs, which limits their applications in real scenarios, especially when there exist complex relationships and structures on graphs.

Representation learning provides a successful way to deal with various kinds of complex problems on other traditional scenarios, which also sheds light on the progress of graph learning. As Figure

1 shows, the amount of graph learning works increase quickly in recent years and reach a new peak of 1115 papers in 2022 on top venues. The thousands of works concentrating on different objectives, methods and applications of graph learning, which makes it crucial to survey those researches and promote future progress on graph learning.

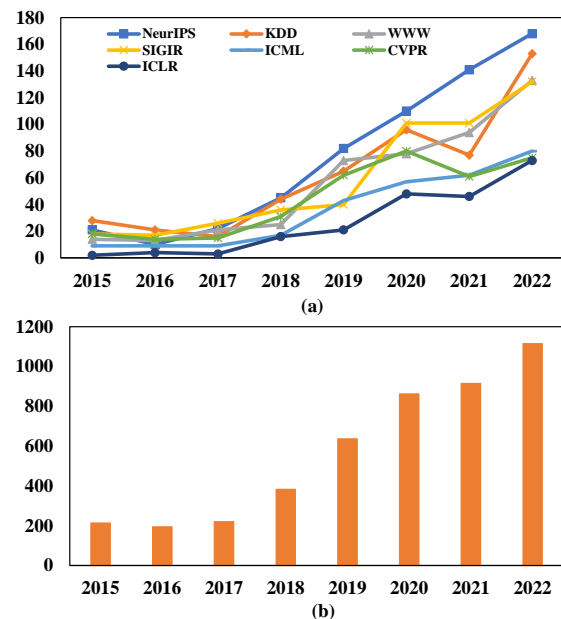


Fig. 1: Number of graph learning publications in recent years on top venues, including NeurIPS, KDD, WWW, SIGIR, ICML, CVPR and ICLR. (a) and (b) show the number of graph learning publications on the part of top conferences and the total amount, respectively.

Although there have been some remarkable and detailed surveys in this area. There still lacks a comprehensive one that links

- S. Wei is with School of Business Administration, Southwestern University of Finance and Economics, China.
E-mail: shaopeng_wei@smail.swufe.edu.cn
- Y. Zhao is with Fintech Innovation Center, Financial Intelligence and Financial Engineering Key Laboratory of Sichuan Province, Institute of Digital Economy and Interdisciplinary Science Innovation, Southwestern University of Finance and Economics, China.
E-mail: zhaoyu@swufe.edu.cn (corresponding author)
- Dingwei Chen, Xuehui Chen, Fangjing Chen, Yangxiang Zhou, Tiantian Zeng, Ruoqi Yang, Mingchen Ye, Leqi Chen, Yiran Wan and Siyi Yao are collecting and sorting out the literature for this work.

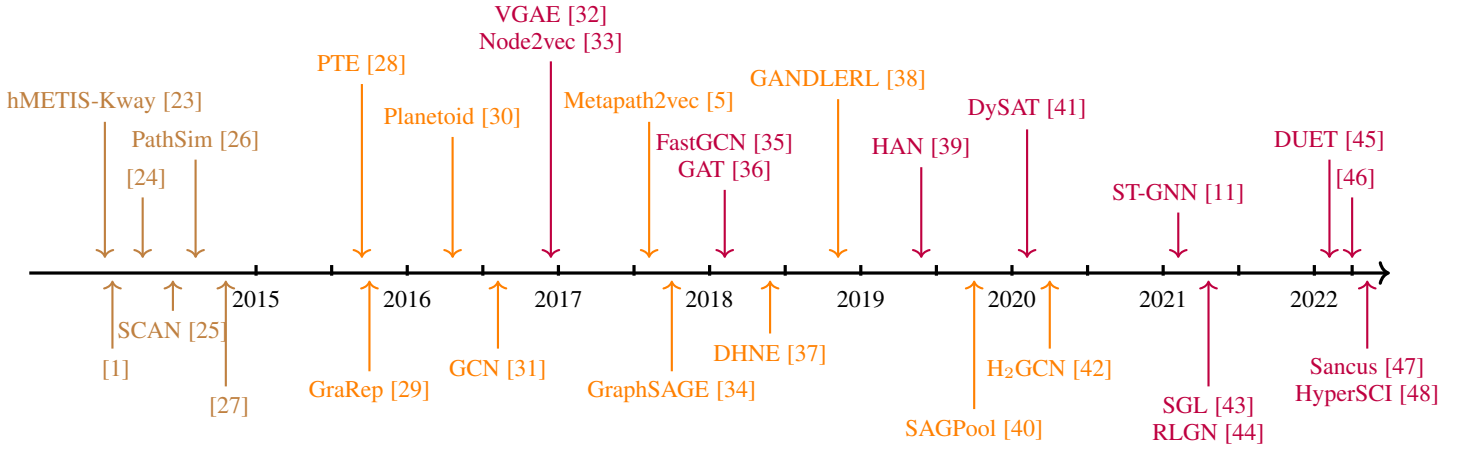


Fig. 2: Chronological overview of graph learning methods. Methods in brown, orange and purple are graph mining methods, graph embedding methods and graph neural network methods, respectively.

related objectives, methods and applications and form an organic and logic survey. Besides, there are hundreds of researches on graph learning at top conferences every year, and the number of works is still increasing with high speed. Due to its rapid development, there lacks a comprehensive survey covering the latest trends and challenges.

Figure 2 demonstrates a chronological overview of influential graph learning methods. Those methods are divided into three main types (i.e., graph mining methods, graph representation methods and deep graph learning methods.) In the early time of graph learning, most methods concentrate on characters [1] of graphs or utilize the graph structure information to do some downstream tasks on small graphs [25], [26]. Representation learning on graphs, which we summarize as two main types, i.e., graph embedding methods and graph neural networks methods, occupies the mainstream status nowadays. Both of these two types of methods aim to learn semantic representations of nodes, edges or graphs. The former directly optimizes embeddings that can decrease the loss of graph structure information. The latter takes advantage of deep neural networks and model information passing process on graphs.

As Figure 3 shows, in this survey, we provide an intuitive taxonomy from the view of the objective of graph learning. Specifically, we sort previous works on graphs based on the elements of graphs (i.e., node, edge and graph structure). Based on this logic, we survey related methods and tasks on graphs. We show graph learning’s great performance on various applications in the real world. Finally, we propose current trends and challenges in graph learning, which is expected to further promote research on this area.

The main contributions of this survey are summarized below.

- We provide an organic taxonomy to survey previous researches with regard to data, models and tasks.
- We conclude current applications of graph learning in the real world.
- We propose current trends and challenges of graph learning.

The remainder of this article is organized as follows. Section 2 proposes an intuitive taxonomy of previous works based on node, edge and graph structure from the view of data, model and task. Section 3 demonstrates the main methods used for graph learning

and current research trends. Section 4 concludes the applications in real world. Section 5 proposes the challenges of graph learning nowadays.

2 OBJECTIVES

Various kinds of methods are proposed to mine complex information in terms of different components in graphs. Thus, we divide previous works from the view of data, model and task, considering basic components (i.e., node, edge and graph). In this way, different methods aiming at different objectives are linked inherently.

We briefly define the notations that will be used in the following parts, as in Table 1, while other notations that can be inferred from context don’t appear here.

TABLE 1: NOTATIONS AND EXPLANATIONS

Notations	Explanations
\mathcal{V}, \mathcal{E}	Node set and edge set
v_i, e_j	A node $v_i \in \mathcal{V}$ and edge $e_j \in \mathcal{E}$
$G = (\mathcal{V}, \mathcal{E})$	A graph G consists of \mathcal{V} and \mathcal{E}
A	The adjacent matrix of G
$\mathcal{T}^v, \mathcal{T}^e$	The node type set and edge type set
Ψ, ψ	Node type and edge type mapping function
$X \in \mathbb{R}^{ \mathcal{V} \times d}$	Node feature matrix with $ \mathcal{V} $ nodes and each node is with d dimension
$\mathcal{N}(v_i)$	The neighbours of node v_i
$w_{i,j}$	Edge weight between node v_i and node v_j
$\langle h, r, t \rangle$	Knowledge graph triplet, with head entity h , relation r and tail entity t
hp	Hyperedge
$\mathbf{T} = \{t_1, t_2, \dots, t_T\}$	Timestamp set of a dynamic graph
$q^n = (u_n, v_n, r_n, t_n)$	Event q^n consists of linked nodes v_i, v_j and relation r_n in time t_n
h_i	Representation of node v_i
σ	Activation function
LSTM	Long Short Term Memory networks

2.1 Data

In this subsection, we divide current graphs based on their characters regarding node, edge and graph structure. Note that all the classifications are defined on the data used in those works. On

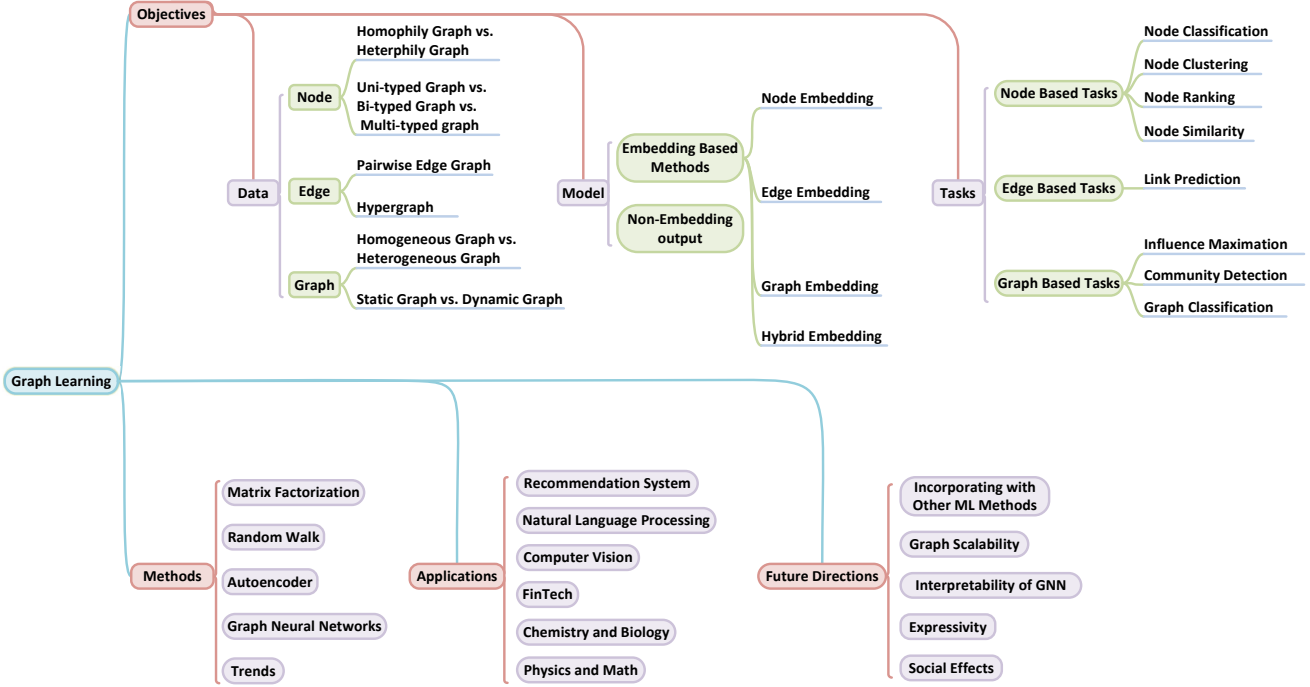


Fig. 3: A taxonomy of graph learning by Objectives, Methods, Applications and Future Directions.

the one hand, in the original stage, researchers can only deal with native graph structures, even if they are facing a complex problem, for example, treating dynamic graphs as static graphs. On the other hand, it is not necessary to utilize advanced methods in any scenarios. For example, methods aiming at complex graph structures may lead to unaffordable computing cost.

2.1.1 Node Perspective

A. Homophily Graph vs. Heterophily Graph

Homophily refers to the fact that connected nodes tend to belong to the same class or have similar characteristics. There are many types of network relationships that are found to be homophilous [1], for example, social network and academic network. Tang et al. [49] investigate the trust prediction problem with the homophily effect and gain a deep understanding of the role of homophily in trust prediction. Kossinets and Watts [50] investigate the origins of homophily in a large university community. The conclusion is that the dynamic interplay of choice homophily can amplify even a modest preference for similar others, producing significant patterns of observed homophily. Computing extended persistent homology summaries remains slow for large. So, Yan et al. [51] propose a novel graph neural network to estimate extended persistence diagrams on graphs efficiently.

In the real world, there are also settings where “opposites attract”, leading to networks with heterophily. Heterophily means that the connected nodes may come from different categories or have different characteristics, for example, heterosexual dating networks and ecological food webs. Lazarsfeld and Merton [52] define heterophily as “the mirror opposite of homophily”. However, heterophily and homophily are not opposite, but complementary.

Most of the existing models are only applicable to homophily graphs. However, the graph structure in the real world usually

shows a mixture of homophily and heterophily. There are two main types of approaches to solve the problem of heterophily. One is to design specified models [53], [54], [55], [56] to deal with heterophily graph. For instance, Chanpuriya and Musco [57] propose a new model that can adapt to both homophilous and heterophyllous graph structure. Zhu et al. [42] design a novel model, H2GCN, that can effectively accommodate heterophily and homophily. These identified designs result in up to 40 percent performance gain in heterophily. And the other way is to transfer heterophily graphs into homophily graphs. For example, Suresh et al. [58] adopts node-level assortativity to better represent the diverse patterns. Zhu et al. [59] show that for homophilous graph data, impactful structural attacks always lead to reduced homophily, while for heterophyllous graph data the change in the homophily level depends on the node degrees.

B. Uni-typed Graph vs. Bi-typed Graph vs. Multi-typed Graph

Definition 1. Uni-typed graph A uni-typed graph can be defined as $\mathbf{G} = (\mathcal{V}, \mathcal{E})$. Here, \mathcal{V} denotes the set of nodes and \mathcal{E} denotes the set of edges. $\mathcal{V} = \{v_1, v_2, \dots, v_N\}$ and $\mathcal{E} = \{e_1, e_2, \dots, e_E\}$. Node type mapping function $\Psi(v_i) \in \mathcal{T}^v$ Edge type mapping function $\psi(e_j) \in \mathcal{T}^e$. $|\mathcal{T}^v| = 1$, $|\mathcal{T}^e| \in \mathbb{R}$

Definition 2. Bi-typed graph A bi-typed graph can be defined as $\mathbf{G} = (\mathcal{V}, \mathcal{E})$. Here, \mathcal{V} denotes the set of nodes and \mathcal{E} denotes the set of edges. $\mathcal{V} = \{v_1, v_2, \dots, v_N\}$ and $\mathcal{E} = \{e_1, e_2, \dots, e_E\}$. Node type mapping function $\Psi(v_i) \in \mathcal{T}^v$ Edge type mapping function $\psi(e_j) \in \mathcal{T}^e$. $|\mathcal{T}^v| = 2$, $|\mathcal{T}^e| \in \mathbb{R}$

Definition 3. Multi-typed graph A multi-typed graph can be defined as $\mathbf{G} = (\mathcal{V}, \mathcal{E})$. Here, \mathcal{V} denotes the set of nodes and \mathcal{E} denotes the set of edges. $\mathcal{V} = \{v_1, v_2, \dots, v_N\}$ and $\mathcal{E} = \{e_1, e_2, \dots, e_E\}$. Node type mapping function $\Psi(v_i) \in \mathcal{T}^v$ Edge type mapping function $\psi(e_j) \in \mathcal{T}^e$. $|\mathcal{T}^v| \geq 3$, $|\mathcal{T}^e| \in \mathbb{R}$

According to the number of node types in graphs, we can divide them into three types (i.e., uni-typed graph, bi-typed graph and multi-typed graph).

As Definition 1 shows, there exists only one type of node in uni-typed graphs. Page et al. [60] describes PageRank, a method rating web pages objectively and mechanically, which effectively measures people’s interest and attention to web pages. He et al. [61] develop a new GCN approach for unsupervised community detection under the framework of the autoencoder. Tao et al. [62] propose an optimization-based approach to explore its performance ceiling and verify the feasibility of single-node injection to evade attacks.

Bi-typed graphs (see Definition 2) denote graphs with two types of nodes. There exist two typical bi-typed graphs (i.e., bipartite graph and bi-typed multi-relational heterogeneous graph), which are non-trivial in the real world. A bipartite graph can be decomposed into two disjoint vertex sets where only nodes from different types can form edges. Some deep learning methods are proposed to model bipartite graphs [63], [64], [65]. For example, Li et al. [63] study hierarchical representation learning of bipartite graphs. Li et al. [64] propose the Hierarchical bipartite Graph Neural Network (HiGNN) to handle large-scale e-commerce tasks. By stacking multiple GNN modules, HiGNN can predict user preferences on a larger scale. Nassar [65] present BiGraphNet, a graph neural network architecture that enables new efficient operations. The bi-type multi-relational heterogeneous graph consists of two different types of nodes and multiple intra-type/inter-type relations among them, which is one of the most common graphs in practice, for example, academic networks and enterprise knowledge graphs. Previous methods which are applied to a uni-typed network can not model bi-typed heterogeneous networks efficiently. Therefore, Zhao et al. [66] propose a novel Dual Hierarchical Attention Networks based on the bi-typed multi-relational heterogeneous graphs. Peng et al. [67] propose a Rank-Kmeans Based Outlier detection method, called RKBOutlier, for heterogeneous information network. The experimental results show that RKBOutlier can effectively detect outliers in the bi-typed heterogeneous information network. Zhao et al. [68] construct a more comprehensive Market Knowledge Graph which contains bi-typed entities.

A multi-typed graph (see Definition 3) is a graph with three or more node types. Sun et al. [69] study clustering of multi-typed heterogeneous networks with a star network schema. Wu et al. [70] propose a multi-typed community discovery method for dynamic heterogeneous information networks through tensor method without the restriction of network schema. Meta-paths are important tools for a wide variety of data mining and network analysis tasks in Heterogeneous Information Networks (HINs), due to their flexibility and interpretability to capture the complex semantic relation among objects. For instance, Dong et al. [5] develop two scalable representation learning models, named metapath2vec and metapath2vec++. The metapath2vec model formalizes meta-path-based random walks to construct the heterogeneous neighborhood of a node. The metapath2vec++ model further enables the simultaneous modeling of structural and semantic correlations in heterogeneous networks. There are also some studies learn how to automatically discover meta paths in large and complex HINs [71], [72], [73], [74].

2.1.2 Edge Perspective

A. Weighted Graph vs. Unweighted Graph

Based on whether edges are assigned with weights that are not equal, graphs can be divided into weighted graphs and unweighted graphs. Graphs without assigned weights are called unweighted graphs, which are common in social networks [75]. Previous methods utilize distance measures [76], [77] and partitioning based on clustering [25] to model them. For example, Xu et al. [25] propose a novel algorithm called SCAN (Structural Clustering Algorithm for Networks), which detects clusters, hubs, and outliers in networks. Miller et al. [78] show an improved parallel algorithm for decomposing an undirected unweighted graph into small diameter pieces with a small fraction of the edges in between.

Edges are also assigned with weights, for example, closeness extent in social networks [79], importance of corresponding vertices in complex networks [80] and rating in e-commerce networks [81], in various weighted graphs. To deal with the weighted graph, Umeyama [82] discusses an approximate solution for weighted graph matching problem. Dhillon et al. [83] develop a fast, high-quality multilevel algorithm that directly optimizes various weighted graph clustering objectives. In addition, some methods are proposed considering simplification [84] and compression [85].

B. Directed Graph vs. Undirected Graph

Undirected graphs refer to graphs that there always exist two symmetrical links for any types of edge, which is not unusual in community detection [86] [87], natural language processing [88] etc.

Different from undirected graphs, directed graphs describe the asymmetric relationship between nodes, which makes it more universal and be applied in various domains, such as computer vision [89], [90], recommendation system [91] and natural language processing [92]. Yoo [93] studies the distributed consensus tracking control problem for multiple strict-feedback systems with unknown nonlinearities under a directed graph topology. Shi et al. [94] represent the skeleton data as a directed acyclic graph based on the kinematic dependency between the joints and bones in the natural human body, which can not be solved with an undirected graph. Moreover, Li et al. [95] propose a scalable graph convolutional neural network with fast localized convolution operators derived from directed graph Laplacian.

Definition 4. Homogeneous Hypergraph. A homogeneous hypergraph can be defined as $\mathcal{G} = (\mathcal{V}, \mathcal{E}, \mathcal{T})$. Here, $v \in \mathcal{V}$ denotes the nodes. $hp \in \mathcal{E}$ denotes the hyperedge. \mathcal{T} denotes hyperedge type set, and $|\mathcal{T}| = 1$ here. The relationship between nodes can be represented by an incidence matrix $\mathbf{H} \in \mathbb{R}^{|\mathcal{V}| \times |\mathcal{E}|}$ with elements defined as:

$$\mathbf{H}(v, hp) = \begin{cases} 1, & \text{if } v \in hp \\ 0, & \text{otherwise.} \end{cases} \quad (1)$$

Definition 5. Heterogeneous Hypergraph. A heterogeneous hypergraph can be defined as $\mathcal{G} = (\mathcal{V}, \mathcal{E}, \mathcal{T})$. Here, \mathcal{V} denotes the set of nodes. $\mathcal{E} = \{hp_1, hp_2, \dots, hp_E\}$ denotes hyperedge set. $\mathcal{T} = \{\Omega_1, \Omega_2, \dots, \Omega_M\}$ denotes hyperedge type set, and $|\mathcal{T}| > 1$ here. Hyperedge type map function $\psi: \psi(hp_i) \in \mathcal{T}$.

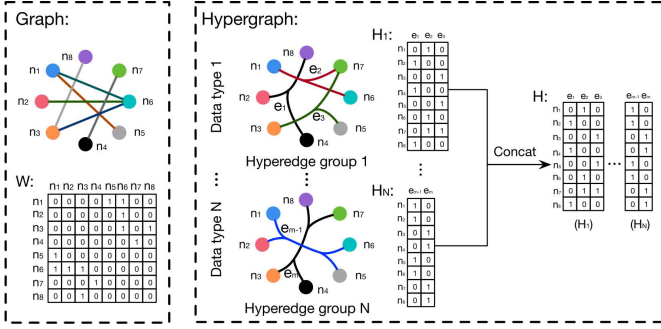


Fig. 4: The comparison between graph and hypergraph [96]

C. Homogeneous Hypergraph vs. Heterogeneous Hypergraph

Hypergraphs refer to a kind of graph structure in which each edge can connect any number of nodes. Hypergraph theory was first proposed in [97], which mainly focuses on hypergraph segmentation and the generalization of some traditional graph theories on hypergraphs. After that, many papers began to study hypergraph segmentation [23], [98], [99]. As time goes on, the research of hypergraphs extends to more tasks as well as more methods. For example, Sun et al. [100] propose a hypergraph spectral learning formulation for multi-label classification, where a hypergraph is constructed to exploit the correlation information among different labels. Buló et al. [101] focus on hypergraph clustering, which provides a meaningful formalization of the very notion of a cluster. Deep learning methods are also introduced for hypergraph representation [96], [102].

Previous works most concentrate on homogeneous hypergraphs (see Definition 4), however, ignoring the heterogeneity in hypergraphs (i.e., different types of hyperedges). Recent works propose to model heterogeneous hypergraph (see Definition 5) with various methods. For instance, DHNE [37] aims to model heterogeneous hypernetwork with indecomposable hyperedges. To preserve both local and global structures, DHNE proposes a non-linear tuplewise similarity function. Zhang et al. [103] propose Hyper-SAGNN uncovering complex higher-order interactions in different applications. Sun et al. [104] first projects the heterogeneous hypergraph into a bunch of snapshots and then utilizes Wavelet basis with an efficient polynomial approximation to conduct localized hypergraph convolution. Heterogeneous hypergraphs also have various applications. For example, Fang et al. [105] work on social influence mining in social networks. St-Onge et al. [106] develop an approximate master equation framework to study contagions on hypergraphs with a heterogeneous structure in terms of group size (hyperedge cardinality) and node membership (hyperdegree).

2.1.3 Graph Perspective

A. Homogeneous Graph vs. Heterogeneous Graph

Definition 6. Homogeneous graph A homogeneous graph can be defined as $\mathbf{G} = (\mathcal{V}, \mathcal{E})$. Here, \mathcal{V} denotes the set of nodes and \mathcal{E} denotes the set of edges. $\mathcal{V} = \{v_1, v_2, \dots, v_N\}$ and $\mathcal{E} = \{e_1, e_2, \dots, e_E\}$. Node type mapping function $\Psi(v_i) \in \mathcal{T}^v$ Edge type mapping function $\psi(e_j) \in \mathcal{T}^e$. $|\mathcal{T}^v| = 1$, $|\mathcal{T}^e| = 1$

Definition 7. Heterogeneous graph A heterogeneous graph can be defined as $\mathbf{G} = (\mathcal{V}, \mathcal{E}, \mathcal{T})$. Here, \mathcal{V} denotes the set of nodes and \mathcal{E} denotes the set of edges. $\mathcal{V} = \{v_1, v_2, \dots, v_N\}$ and $\mathcal{E} = \{e_1, e_2, \dots, e_E\}$. Node type mapping function $\Psi(v_i) \in \mathcal{T}^v$ Edge type mapping function $\psi(e_j) \in \mathcal{T}^e$. $|\mathcal{T}^v| + |\mathcal{T}^e| > 1$

We formally define the homogeneous graph in Definition 6, in which there are only one node type and one relationship type. Up to now, homogeneous graph neural networks usually aggregate a single type of neighbor to update the representations of their nodes. Yu et al. [107] first introduce meta-path-based latent features to represent the connectivity between users and items along different types of paths. Gui et al. [108] propose a generic framework called HyperEdge-Based Embedding (Hebe) to learn object embeddings with events in HINs. Hamilton et al. [34] present GraphSAGE, a scalable approach for semi-supervised learning on graph-structured data inspired by convolutional neural networks (GCN) [31]. Velivckovic et al. [36] propose GAT, an efficient model which assign different weights to neighbors' information. To solve the problem that current SGD-based algorithms suffer from either a high computational cost or a large space requirement, Chiang et al. [109] propose Cluster-GCN that is suitable for SGD-based training by exploiting the graph clustering structure.

But most of the real-world graphs can be naturally modeled as heterogeneous graphs, as Definition 7 shows, with more than one node type or relationship type in the graph. Multiple types of nodes and rich semantic information bring great challenges to heterogeneous graph neural networks. The difficulty of heterogeneous graph processing is that, on the one hand, to process the structural information of the graph, such as different types of points and edges, and on the other hand, to focus on the attributes that each node has. Based on the information used in the heterogeneous graph embedding, we divide it into two categories: 1. *Link-based heterogeneous graph embedding*: Chen et al. [110] treat each link type as a relation and use a relational-specific matrix to transform nodes into different metric spaces. Some research [111], [112] use a relational-specific matrix to calculate the similarity of two nodes. 2. *Path-based heterogeneous network representation*: Dong et al. [5] utilize the meta path guided random walk to generate heterogeneous node sequences, which contains rich semantics, and train node embedding with skim-gram model. Hierarchical attention mechanism are used to model those path-based heterogeneous information [39], [113], which includes node-level and semantic-level attentions. Specifically, the node-level attention aims to learn the importance between a node and its meta-path based neighbors, while the semantic-level attention is able to learn the importance of different meta-paths. Heterogeneous graph play an essential role in the fields of recommendation system [114], community detection [115], and text network [28].

B. Static Graph vs. Dynamic Graph

Definition 8. Static graph A static graph can be defined as $\mathbf{G}_s = (\mathcal{V}^s, \mathcal{E}^s)$. Here, \mathcal{V}^s denotes the set of nodes and \mathcal{E}^s denotes the set of edges. $\mathcal{V} = \{v_1^s, v_2^s, \dots\}$ and $\mathcal{E} = \{e_1^s, e_2^s, \dots\}$. Each node $v_i^s \in \mathcal{V}$ and each edge $e_i^s \in \mathcal{E}$ only occurs once in \mathbf{G}_s .

Definition 9. Discrete-time dynamic graph. A discrete-time dynamic graph (DTDG) can be defined as a set of $\{\mathcal{G}^1, \mathcal{G}^2, \dots, \mathcal{G}^T\}$ in which $\mathcal{G}^t = \{\mathcal{V}^t, \mathcal{E}^t\}$, \mathcal{G}^t is a snapshot in time t , \mathcal{V}^t is the node set in \mathcal{G}^t and the \mathcal{E}^t is the edge set in \mathcal{G}^t .

Definition 10. Continuous-time dynamic graph. A continuous-time dynamic graph (CTDG) can be defined as a set of event quadruples $\{q^1, q^2, \dots, q^N\}$, where $q^n = (u_n, v_n, r_n, t_n)$ means that node u_n links to node v_n with relation r_n in time t_n . In CTDG, each time t_n is only assigned with corresponding event quadruple q_n

Definition 11. Dynamic hypergraph. A Dynamic hypergraph can be defined as $\mathcal{G} = (\mathcal{V}, \mathcal{E}^t, \mathcal{T})$. Here, \mathcal{V} denotes the set of nodes. $\mathcal{E}^t = \{hp_1, hp_2, \dots, hp_E\}$ denotes hyperedge set. $\mathcal{T} = \{\Omega_1, \Omega_2, \dots, \Omega_M\}$ denotes hyperedge type set. Hyperedge type map function $\psi: \psi(hp) \in \mathcal{T}$, Hyperedge time map function $\Psi: \Psi(hp_i) \in \mathbf{T} = \{t_1, t_2, \dots, t_T\}$

Static graphs show no state change over time, as is defined in 8. We divide the abundant researches related to static graph into two categories according to the convolution method: 1. *Spectral-based Graph Convolutional Networks*: The core idea of spectral convolution is to replace the convolution kernel of spectral domain with the diagonal matrix [31], [116], [117]. For example, Xu et al. [118] propose GraphHeat, leveraging heat kernel to enhance low-frequency filters and enforce smoothness in the signal variation on the graph. 2. *Spatial-based Graph Convolutional Networks*: For example, Atwood et al. [119] show how representations can be learned with the diffusion-convolution operation. Niepert et al. [120] propose a framework for learning convolutional neural networks for arbitrary graphs and a general approach to extracting locally connected regions from graphs. Xu et al. [121] present a theoretical framework for analyzing the expressive power of GNNs to capture different graph structures.

Dynamic graphs are more complex as they contain critical time information (i.e., links and nodes may appear and disappear over time). According to the time granularity, dynamic graphs can be divided into discrete (DTDG, see Definition 9) and continuous dynamic graphs (CTDG, see Definition 10).

Discrete dynamic graphs are usually represented by multiple network snapshots at different time intervals. We identify two kinds of discrete dynamic graph neural networks (DGNN) for DTDG. First, **Stacked DGNNs** model each snapshot with a GNN, and then stack the outputs of former GNNs into a time series model. For example, some works [122], [123] combine convolutional neural networks (CNN) to identify spatial structures and recurrent neural networks (RNN) to find dynamic patterns. Taheri et al. [124] propose an unsupervised representation learning architecture for dynamic graphs, which learn both the topological and temporal features of the graphs that evolve over time. Sankar et al. [41] propose DySAT, a novel neural architecture that learns node representations to capture structural evolution on dynamic graphs. Specifically, DySAT computes node representations through joint self-attention along the two dimensions (i.e., structural neighborhood and temporal dynamics). Structural Self-Attention is similar to the attention mechanism in GAT. It is like a neighbor node information aggregation layer. For each snapshot graph, Structural Self-Attention uses the representation of each node at the current moment to calculate the attention and then carries out the weighted summation. Temporal Self-Attention is designed to capture the patterns of time changes in the motion graph. When calculating the representation of node v at t , the representation of node v before t is taken as the input of the temporal self-attention module, and the representation of node v at various event points is output (the representation at this time takes dynamics into consideration). The calculation formula is as follows:

$$\begin{aligned} Z_v &= \beta_v (\mathbf{X}_v \mathbf{W}_v), \\ \beta_v^{ij} &= \frac{\exp(e_v^{ij})}{\sum_{k=1}^T \exp(e_v^{ik})}, \\ e_v^{ij} &= \left(\frac{((\mathbf{X}_v \mathbf{W}_q)(\mathbf{X}_v \mathbf{W}_k)^T)_{ij}}{\sqrt{F^z}} + M_{ij} \right), \end{aligned} \quad (2)$$

where $\beta_v \in \mathbb{R}^{T \times T}$ is the attention weight matrix obtained by the multiplicative attention function and $\mathbf{M} \in \mathbb{R}^{T \times T}$ is a mask matrix with each entry $M_{ij} \in \{-\infty, 0\}$ to enforce the autoregressive property. Latest articles [125], [126] investigate how to model the evolutionary and multi-scale interactions of time series. Secondly, **Integrated DGNNs** splices the GNN and the time series model into a layer to form the encoder. To solve the problem of low AUC, high error rate, adding/removing link prediction difficulty, Chen et al. [127] propose GC-LSTM for end-to-end dynamic link prediction. Existing approaches, however, are less applicable to the frequent change of the node set. Pareja et al. [128] propose EvolveGCN, which adapts the GCN model along the temporal dimension without resorting to node embeddings, to overcome the issue. ggGoyal et al. [129] propose a continuous-time and multi-level graph representation learning for origin-destination demand prediction, which learns the structure of evolution in dynamic graphs and can predict unseen links with higher precision, to understand how the network dynamics affect the prediction performance from application aspect.

In fact, DTDG can be considered as a simplified case of CTDG, because we can always transform a CTDG with fine grain into graph snapshots with coarse-grain. Currently, there are three main DGNN methods available for continuous modeling. The first is the **RNN-based method**, where node embeddings are maintained by an RNN-based architecture. This type of methods use RNN to model continuous situations and can update the embeddings of the node in real time. For example, Streaming GNN [130] can model the dynamic information as the graph evolve and update node information by capturing the sequential information of edges (interactions), the time intervals between edges and information propagation coherently. The interact unit takes $u_{v_s}(t-)$ and $u_{v_g}(t-)$ as inputs, and the output $e(t)$ contains information about the interaction $\{v_s, v_g, t\}$.

$$e(t) = \text{act} (W_1 \cdot u_{v_s}(t-) + W_2 \cdot u_{v_g}(t-) + b_e) , \quad (3)$$

where W_1, W_2 and b_e are the trainable parameters and $\text{act}(\cdot)$ is an activation function. u is the general characteristic of this node and $t-$ indicates that the time of t is near, but not reached. The update unit aims to add the time interval information to the C_{t-1} input. The unit is divided into two parts, the short-term memory part $C_v^I(t-1)$ and the long-term memory part $C_v^T(t-1)$. The short-term memory is generated by the neural network, and the long-term memory network is $C_v^{*}(t-1) = C_v^T(t-1) + \hat{C}_v^I$, which is adjusted by combining long-term memory and short-term memory, and finally $C_v^{*}(t-1)$ is input into LSTM as the unit memory. The merge unit combines the updated information and the previously unupdated and corresponding information of the node into a general feature. The propagation component: we use the following formulations to propagate the interaction information for each node $v_x \in N^s(v_s)$.

$$\begin{aligned} C_{v_x}^s(t) &= C_{v_x}^s(t-) + f_a(u_{v_x}(t-), u_{v_s}(t-)) \\ &\cdot g(\Delta_t^s) \cdot h(\Delta_t^s) \cdot \tilde{W}_s^s \cdot e(t), \end{aligned} \quad (4)$$

where $\Delta_t^s = t - t_x$ is the time interval between the current time t and the last time t_x when the node v_x interacted with node v_s . $h(\Delta_t^s)$ is used to limit neighbors with long interactivity intervals. In addition, JODIE [131], a coupled recurrent neural network model, learns the embedding trajectories of users and items, and these estimated embeddings are used to predict future user-project

interactions. The second is **Random process method**, which can also be parameterized by neural networks. For example, Trivedi et al. [132] propose a novel modeling framework for dynamic graphs that posits representation learning as a latent mediation process bridging two observed processes (i.e., dynamics of the network (realized as topological evolution) and dynamics on the network (realized as activities between nodes)). Trivedi et al. [133] propose knowledge evolution that can learn entity representations of nonlinear evolution over time. Finally, the **Time encoding method** represents time as a vector using the position embedding of time. For example, Sajadmanesh et al. [134] propose a feature extraction framework to solve the problem of continuous-time relationship prediction in the dynamic heterogeneous information network. Rossi et al. [135] propose a generic and efficient framework for deep learning on dynamic graphs, in which graphs are represented as sequences of timed events. Han et al. also adopt similar idea [136]. In terms of application, in order to extract user preferences from the dynamic graph, Zhang et al. [137] propose a sequential recommendation method based on the dynamic graph neural network.

Besides, dynamic hypergraphs (see Definition 11) also appeal to much attention. For instance, Zhang et al. [138] propose the first dynamic hypergraph structure learning method, aiming to simultaneously optimize the label projection matrix (a common task in hypergraph learning) and the hypergraph structure itself. The incidence matrix H of hypergraph $\mathcal{G} = (\mathcal{V}, \mathcal{E}, \mathbf{W})$ represents the connections between the vertices and the hyperedges, which can be generated as:

$$\mathbf{H}(v, e) = \begin{cases} \exp\left(-\frac{d(v, v_c)^2}{\hat{d}^2}\right) & \text{if } v \in e \\ 0 & \text{if } v \notin e, \end{cases} \quad (5)$$

where $d(v, v_c)$ is the distance between a vertex v and the centroid vertex v_c in hyperedge e . and \hat{d} is the average distance between subjects.

The objective function for dynamic hypergraph structure learning can be written as the following dual optimization problem:

$$\begin{aligned} & \arg \min_{\mathbf{F}, 0 \leq \mathbf{H} \leq \mathbf{1}} Q(\mathbf{F}, \mathbf{H}) \\ & = \Psi(\mathbf{F}, \mathbf{H}) + \beta \Omega(\mathbf{H}) + \lambda \mathcal{R}_{\text{emp}}(\mathbf{F}) \\ & = \text{tr} \left(\left(\mathbf{I} - \mathbf{D}_v^{-\frac{1}{2}} \mathbf{H} \mathbf{W} \mathbf{D}_e^{-1} \mathbf{H}^T \mathbf{D}_v^{-\frac{1}{2}} \right) \left(\mathbf{F} \mathbf{F}^T + \beta \mathbf{X} \mathbf{X}^T \right) \right) \\ & + \lambda \|\mathbf{F} - \mathbf{Y}\|_F^2, \end{aligned} \quad (6)$$

where β and λ are parameters to balance different components in the objective function. $\Psi(\mathbf{F}, \mathbf{H})$ is a commonly used hypergraph regularizer for the label projection matrix \mathbf{F} , which should be smooth on the hypergraph structure \mathbf{H} ; $\Omega(\mathbf{H})$ is the constraint of \mathbf{H} on the input features \mathbf{X} ; $\mathcal{R}_{\text{emp}}(\mathbf{F})$ is the empirical loss.

One of the drawback of existing method is that the hypergraph structure is fixed during the training, which is not flexible. Therefore, Jiang et al. [139] propose DHGNN which is composed of the stacked layers of two modules: dynamic hypergraph construction (DHG) and hypergraph convolution (HGC). In addition, Zhu et al. [140] propose a new feature selection method by dynamically constructing a hypergraph Laplacian matrix in the framework of sparse feature selection. Dynamic hypergraphs have many applications. For example, Liu et al. [141] propose a novel Semi-Dynamic Hypergraph Neural Network (SD-HNN) to estimate 3D human pose from a single image. Wang et al. [142] propose a

dynamic hypergraph coloring approach. Wang et al. [143] propose a dynamic spatio-temporal hypergraph neural network to forecast passenger flow.

2.2 Models

In this subsection, we generally divide the output into two typical categories: none-embedding outputs and embedding outputs. The former refers to task-specific output, such as node similarity [144], node correspondences [145], and local and global consistency [3], while the latter includes representations of nodes, edges, graphs, and the hybrid of these.

2.2.1 Non-Embedding Output

Many excellent data mining methods were proposed, which studied various types of information networks before the emergence of graph representation learning. An important topic of the research is social networks [3], [146]. For example, Zhang and Philip [147] solve the problems of identifying the connections between the shared users' accounts in multiple social networks through unsupervised transitive anchor link inference across and transitive multi-network matching to maintain the one-to-one constraint.

There is also non-embedding research focusing on other heterogeneous information networks. Zhou et al. [148] couple two random walks that separately rank authors and documents following the PageRank paradigm for co-ranking authors and their publications. Liu et al. [149] mine topic-level direct influence by utilizing the heterogeneous link information and the textual content of each node in the network. Sun et al. [26] manage to find the peer similarity among the same type of objects in heterogeneous networks. Intuitively, two similar peer objects should share comparable visibility and the relation between them should be symmetric. Therefore, the meta path-based similarity measure, called PathSim, is merely confined to the symmetric meta paths. Given a symmetric meta path P , PathSim between two objects of the same type x and y is achieved by the following equation:

$$s(x, y) = \frac{2 \times |\{p_{x \rightsquigarrow y} : p_{x \rightsquigarrow y} \in \mathcal{P}\}|}{|\{p_{x \rightsquigarrow x} : p_{x \rightsquigarrow x} \in \mathcal{P}\}| + |\{p_{y \rightsquigarrow y} : p_{y \rightsquigarrow y} \in \mathcal{P}\}|} \quad (7)$$

where $p_{x \rightsquigarrow y}$ denotes a path instance between x and y , $p_{x \rightsquigarrow x}$ is that between x and x , and $p_{y \rightsquigarrow y}$ is that between y and y .

For semantic-based recommendation, Shi et al. [150] employ a path-based relevance measure to evaluate the relatedness between objects and capture the potential semantic containing in each path. Further, Luo et al. [151] first employ the concept of meta path to represent the different relation paths in heterogeneous networks for solving the transductive classification problem on heterogeneous information networks.

2.2.2 Embedding-based Methods

In light of the popularity of representation learning, more and more studies aim to learn semantic embeddings in graphs and apply them to various downstream tasks. In the following subsections, we will introduce four types of outputs of graph representation learning (i.e., node embedding, edge embedding, graph embedding and hybrid embedding).

2.2.3 Node Embedding

Node embedding is one of the most basic outputs in graph representation learning, which aims to capture nodes' semantic information as well as graph structure information. The node embedding could be applied to most structural scenarios, such as social networks [152], [153] and academic network, and even in traditional non-structure scenarios, for example, document networks [154], [155], chemistry, and computer vision. Studies on social networks usually learn the embedding of users [27], [156]. To offer a robust method of anchor

links prediction, Man et al. [157] employ network embedding with awareness of observed anchor links as information to capture the major and specific structural regularities and then learn a stable cross-network. Zhang et al. [158] employ second-order graph neural network to address the problems of augmenting node features and the effect of over-smoothing on node representations.

Despite previous works on structural scenarios, node embeddings also exist in non-structural data. For example, the node in the document network can be a word, sentence, paragraph or document, and each of them has different semantic information. Le and Lauw [159] find a unified low-rank representation for both the textual aspect and network aspect. To fill the gap that most text embedding methods are not able to handle labeled information, Tang et al. [28] represent both the labeled information and word information into a heterogeneous text network and embed it into a low dimensional space. Given a bipartite network $G = (\mathcal{V}_A \cup \mathcal{V}_B, E)$ where V_A and V_B are two disjoint sets of vertices of different types, and E is confined as edges between them. To learn the embeddings of the heterogeneous text network O_{pte} , the research adopts a method that embeds the three bipartite networks: word-word, word-document, and word-label network, and then minimizes the sum of them. To take word-word for an example, the embedding of word-word can be achieved by the following function:

$$O_{ww} = - \sum_{(i,j) \in E_{ww}} w_{ij} \log p(v_i | v_j) \quad (8)$$

while the equations of O_{wd} and O_{wl} are similar to it. where $p(v_i | v_j)$ denotes the conditional probability of vertex v_i in set \mathcal{V}_A produced by vertex v_j in set \mathcal{V}_B .

Different from the above, there exist works that present efforts on attributed network embedding, i.e., networks in which nodes or edges contain attribute information rather than the common network [160]. Park et al. [161] jointly integrate the node embeddings from multiplex networks by introducing the consensus regularization framework and the universal discriminator. Rozemberczki et al. [162] present network embedding algorithms to capture information about a node from the local distribution.

2.2.4 Edge Embedding

In some tasks, we will be interested in features of edges, such as link classification [163], and therefore may need to obtain edge embedding. We summarize the research on edge embedding from two aspects based on the data types: heterogeneous information network and knowledge base.

The works on edge embedding related to the heterogeneous information network usually manage to seize path-based information [107], [164], [165]. Shi et al. [166] first employ the weighted meta path concepts to predict weights representing user preferences on paths based on personalized recommendations. Zhou et al. [38] manage to produce a high-quality low-dimensional edge representations by proposing a novel edge representation learning framework, which combines generative adversarial network-based multi-label classification with a density-adaptive local edge representation learning. The problem can be defined as follows. $C = \{c_1, c_2, \dots, c_K\}$ denotes a set of K possible class labels. Given a graph $G = (V, E)$ with a small set of labeled edges $E_L \subset E$, a large set of unlabeled edges $E_U = E - E_L$, and $|E_L| \ll |E_U|$. The original representation \mathbf{x}_s of each edge $x_s \in E$ on each sub-graph \mathbf{X}_k is mapped to a low-dimensional representation \mathbf{y}_s . Concretely, \mathbf{x}_s is used as the input of an edge x_s in class c_k to learn its low-dimensional representation \mathbf{y}_s and reconstruction representation \mathbf{x}'_s .

The loss $\mathcal{L}_{\text{Class}}$ of classification is defined as the difference between the intra/inter-class distance about edge representation features.

$$\mathcal{L}_{\text{Class}} = \omega_3 \sum_{k=1}^K \sum_{x_s, x_t \in c_k} \frac{1}{|c_k| |c_k|} \|\mathbf{y}_s - \mathbf{y}_t\|_2^2 - \omega_4 \sum_{k=1}^K \sum_{m=1}^K \sum_{x_s \in c_k, x_t \in c_m, k \neq m} \frac{1}{|c_k| |c_m|} \|\mathbf{y}_s - \mathbf{y}_t\|_2^2 \quad (9)$$

where ω_i denotes the weighting parameters.

The papers on knowledge base are also an important part of edge embedding research [167], [168]. Toutanova et al. [169] first propose an exact dynamic programming algorithm which efficiently incorporate all relation paths of bounded length.

2.2.5 Graph Embedding

Instead of substructure embedding, graph embedding represents the whole graph into a vector space while retaining its structural properties.

Graph pooling is widely used in learning graph embedding [170]. One of the important ways to realize this is graph coarsening. Ying et al. [171] propose a graph pooling module that can generate hierarchical representations of graphs. Li et al. [172] learn a task-driven adaptive graph for each graph data. Based on self-attention, Lee et al. [40] utilize the pooling method of node selection to learn hierarchical representations using relatively few parameters and first obtain self-attention scores using graph convolution.

$k \in (0, 1]$ means the pooling ratio. The top $[kN]$ nodes are selected based on the value of Z that denotes the self-attention score, and Z_{mask} is equal to Z_{idx} .

$$\text{idx} = \text{top} - \text{rank}(Z, [kN]), \quad (10)$$

where idx is an indexing operation and Z_{mask} is the feature attention mask.

An input graph is processed by the following operation:

$$X' = X_{\text{idx},:}, X_{\text{out}} = X' \odot Z_{\text{mask}}. \quad (11)$$

where $X_{\text{idx},:}$ is the row-wise indexed feature matrix, $A_{\text{idx},\text{idx}}$ is the row-wise and col-wise indexed adjacency matrix. X_{out} and A_{out} are the new feature matrix and the corresponding adjacency matrix, and A_{out} is equal to $A_{\text{idx},\text{idx}}$.

Except for graph pooling, other works focus on direct graph representation learning methods. Pan et al. [173] propose an adversarial graph embedding framework that encodes a graph into a compact representation. Based on the variational auto-encoders. Zhiwei et al. [174] propose graph embedding-based the intelligent industrial decision for complex STP.

Graph embedding could be applied to several tasks based on graphs, such as graph generation [175], [176], community detection [177], influence maximization [178], and graph classification [179], [180]. Mousavi et al. [181] seek to form a graph pyramid based on a selected graph summarization algorithm that can provide the required information for classification. Peng et al. [182] measure the correlation between input graphs and high-level hidden representations.

2.2.6 Hybrid Embedding

Hybrid embedding refers to the combination of different types of embedding, which helps get better effects than single embedding in some research.

The knowledge base (KB) typically stores information as subject-relation-object triplets, so the hybrid of substructure embedding is very common in KB [183], [184], [185]. Different from the traditional methods that use random paths between fixed entity pairs, pick paths between them. Das et al. [186] learn how to navigate the graph conditioned on the input query to find predictive paths to address the tasks of the relation known, but only one entity

The combination of node embedding and graph embedding usually creates mutual benefits [187], [188]. Hassani and Khasahmadi [189] learn node and graph-level representations by contrasting structural views of graphs.

More and more research has output all three types of embedding, i.e., node embedding, edge embedding, and graph embedding, recently. Fey and Lenssen [190] initially extract node features and encode nodes to represent graphs. To address the problem of preserving the global properties of a bipartite graph, Cao et al. [191] propose a bipartite graph embedding, which first generates a global representation, then encodes sampled edges, and lastly enables nodes in a bipartite graph to be globally relevant. This research first describe

a basic bipartite graph encoder to generate the initial node representations by the following equation:

$$\widehat{\mathbf{u}}_m^k = \delta \left(\widehat{W}_u^k \cdot \text{MEAN} \left(\left\{ v_n^{k-1} : v_n \in \mathcal{N}(u_m) \right\} \right) \right), \quad (12)$$

The final node embedding v_n^k is defined as:

$$\begin{aligned} \bar{v}_n^k &= \delta \left(\bar{W}_v^k \cdot \text{MEAN} \left(\left\{ \widehat{\mathbf{u}}_m^k : u_m \in \mathcal{N}(v_n) \right\} \right) \right), \\ v_n^k &= W_v^k \cdot [\bar{v}_n^k | v_n^{k-1}], \end{aligned} \quad (13)$$

where \widehat{W}_u^k and W_u^k are two weight matrices

Based on the generated node representations, the calculations of global and local representations are presented. The global representation is achieved by the following function:

$$\begin{aligned} \mathbf{p}_u &= \text{MEAN}(\{\mathbf{u}_i : u_i \in U\}), \\ \mathbf{p}_v &= \text{MEAN}(\{\mathbf{v}_i : v_i \in V\}), \\ \mathbf{g} &= \text{COM}(\mathbf{p}_u, \mathbf{p}_v) = [\sigma(\mathbf{p}_u) | \sigma(\mathbf{p}_v)], \end{aligned} \quad (14)$$

where \mathbf{u}_i and \mathbf{v}_i denote the outputs of our encoder. \mathbf{p}_u and \mathbf{p}_v are the prototype representations.

Each input of local representation is a bipartite edge. Given node u and node v_i in $G^h(u)$, the final representation of local input $g_{(u,v)}^h$ formulated as:

$$g_{(u,v)}^h = \left[\sigma \left(\sum_{v_i \in G^h(u)} \alpha_{u,i} v_i + \mathbf{u} \right) \middle| \sigma \left(\sum_{u_i \in G^h(v)} \alpha_{v,i} u_i + \mathbf{v} \right) \right]. \quad (15)$$

where $\alpha_{u,i}$ and $\alpha_{v,i}$ are the attention weight.

2.3 Tasks

In this subsection, we conclude previous works based on their aimed tasks. Different tasks have different requirements to those methods, and causing the significant difference between models.

2.3.1 Node-based Tasks

A. Node Classification and Clustering

Node classification and clustering are basic tasks in graph learning and occur in specific scenarios. From the perspective of graph representation learning, they are often seen as downstream tasks in experiments to verify the effect of the model [192], [193], [194], [160], [195], [161]. Some researches enhance representation learning with the help of graph structure [29], [196]. Huang et al. [197] utilize label information to help the representation learning of attributed network embedding. To alleviate the lack of labelled nodes in some datasets, Sun et al. [198] and You et al. [199] propose methods to incorporate self-supervised mechanism into GCNs. In addition to the pairwise graph, Zhou et al. [200] investigate a method for modeling graph structures with hypergraphs, which is beyond the relationship of pairwise one to avoid information loss in classification and clustering. As for the applications in specific scenarios, node classification and clustering occur widely in the scenarios such as social networks and heterogeneous information networks [92], [201], [202], [152]. White and Smyth [203] and Chen et al. [115] propose community detection methods from two aspects of classification and clustering, respectively. Leskovec and McAuley [204] define a new task of identifying users' social circles and put forward a clustering-based solution. And there are also some studies focusing on the improvement of the algorithm [205], [25]. Ding et al. [205] propose a graph partitioning method that follows the min-max clustering principle.

B. Node Ranking

Node ranking is a vital part of graph analysis, with great significance for some areas such as social dissemination [206]. Many studies propose different efficient node ranking methods with a long history. The famous PageRank algorithm [60] is based on web page citation ranking and has a promising effect on the Google search engine. Lee et al. [207] put forward a novel random-walk based node ranking method on the heterogeneous graph. Besides, node ranking is widely used in graph networks as an effective method [208], [209]. For example, Gilbert and Levchenko [208] take vertex ranking as

an essential strategy for graph compression. Like classification and clustering, node ranking is widely applied in real scenarios. Borrowing ideas from PageRank, Singh et al. [210] achieve global alignment of the protein interaction network by calculating node importance. Huang et al. [211] and Li et al. [212] also apply the ranking method to mine valuable semantic information in heterogeneous information networks. Lee et al. [207] and McAuley et al. [213] optimize the recommender system by ranking nodes of items. Pirouz [214] proposes a ranking-based method according to the information flow in the network for community detection.

C. Node Similarity Measurement

Node similarity refers to measuring the similarity between different nodes on the graph. It has always been essential research in node tasks and has widely occurred in fields like information retrieval. Jeh and Widom [144] measure the similarity of the structural context according to the relationship between a node and other nodes, which represent the items in the text. Zhang et al. [215] propose a distributed framework to capture the graph structure correlation and node attribute similarity on the graph. In the field of heterogeneous information networks, Hetesim [216] is proposed to measure the relevance about different types of items. Xiong et al. [217] explore a novel path-based method of similarity join with capturing semantic information behind paths. While in other fields, the similarity measure between nodes is also applied in predicting gene-disease associations [218]. Moreover, Wang et al. [219] help medical insurance fraud detection through detecting highly similar nodes in heterogeneous networks in business. In addition, as an effective method, node similarity is often used in other models as a necessary part. Cao et al. [220] calculate the similarity between two nodes to predict the existence of a link. To alleviate the destruction of the similarity of nodes features by original GNNs, Jin et al. [221] propose a framework to preserve feature similarity while in the aggregation and better utilize the information of nodes. Saxena et al. [222] performe link prediction by capturing node similarity and network structure for efficient embedding.

2.3.2 Edge-based Tasks

Link Prediction. Link prediction aims to discover hidden connections that may exist between nodes in the network. It is an important task in network science, and it has been applied a lot in the fields such as social networks [223], medicine and biology [224]. Over the years, researchers have proposed many improved methods for link prediction [225], [226], [227]. Clauset et al. [225] put forward a method to infer the hierarchical structure according to data in the network, which can be used to predict missing links. AntoineBordes et al. [228] utilize the translation of embeddings to model multi-relational entities leading to better results in link prediction on knowledge bases. Zhu et al. [227] incorporate the Bellman-Ford algorithm into the GNNs framework to assist the link prediction task. In the actual scenarios, social networks have been an important application direction of link prediction during recent years [223], [229], [230]. Liben and Kleinberg [223] propose a method for computing the node proximity in networks to predict the possible interactions between the members. Furthermore, Berahmand et al. [229] focus on the network structure and node attributes in social networks through the random walk method based on the DeepWalk.

2.3.3 Graph-based Tasks

A. Influence Maximization

Given a directed weighted graph, the weight of each edge represents the probability that the source node impacts the end node. The influence maximization (IM) problem aims to find a k-sized subset of nodes that could maximize the influence spread. Kempe et al. first define the IM problem in [24] and propose a greedy algorithm. However, the improvement of greedy arithmetic is slow and unscalable. To end this, [231], [232] propose a sketch-based design and a heuristic, respectively, both of which perform better than the greedy algorithm. [233] design a independent cascade(IC) model for IM problem in large-scale social networks. Differently, based on the fact that computing the influence of A directed acyclic graph is linear in the size of the graph in time, Chen et al. [234] propose an IM

algorithm for linear threshold (LT) models. In real-world scenarios, multiple nodes are competing to be the most influential node and that is why the competitive linear threshold (CLT) model, an extension to the classic linear threshold model is proposed. [235], [236]. Miao et al. [237] concern the continuous time-constrained IM problem for dynamic diffusion networks. Wei et al. [238] present a Dynamic algorithm based on cohesive Entropy, which considers factors including local aggregation and dynamic propagation on diffusion. IM can be applied to scenarios like virus marketing and epidemic control. [239] propose SSA and D-SSA, two sampling frameworks for IM-based viral marketing problems.

B. Community Detection

Community detection focus on clustering nodes based on one or a set of features to find locally densely connected subgraphs. It has been studied extensively since Newman proposed the concept of modularity in [240]. GCN lacks smoothness constraints to optimize its results, and embedding derived by it does not consider community properties. To this end, [241] combine GCN with MRF to take advantage of their strengths for community detection. We focus on GNN-based community detection methods since deep learning techniques have advantages in handling high-dimensional data and complex networks. Chen et al. [242] present a family of GNNs for solving community detection problems in a supervised learning setting. Considering that most communities in real networks are overlapping, many works [243], [244], [245] propose graph neural network (GNN) based models. Tantipathananandh et al. and Anagnostopoulos et al. [246], [247] propose classical stochastic block model based optimization-based approach for modeling dynamic community structure, respectively. Community detection can benefit numerous applications including social recommendation [248] and healthcare [249], etc.

C. Graph Classification

Graph classification is similar to node classification. The difference is that graph classification converges all node data into a vector that can represent the entire graph structure data for classification. Pooling is a common approach to preserve the structural information of the graph. Rex et al. [250] introduce a differentiable pooling method for GNNs, that can extract the complex hierarchical structure of real-world graphs. Hamilton et al. [251] apply an elementwise max-pooling operation to aggregate information across the neighbor. Zhang et al. [252] design a localized graph convolution model and a SortPooling layer to develop neural networks that read the graphs directly and learn a classification function. Unlike the models mentioned previously, Peng et al. [253] present a motif-based GAN for graph classification, which can learn more discriminative and richer graph features. Martin and Nikos [254] propose a method to handle graphs of varying sizes and connectivity. Zeng and Xie [255] propose approaches based on contrastive self-supervised learning to alleviate overfitting. Some works are proposed to solve other problems that exist in the current models such as low classification efficiency and noise [256], [257], [258], [259]. The applications of graph classification are wide, Fout et al. [260] propose a graph convolution approach to predicting protein interfaces. Zhao et al. [261] introduce a new GNN architecture based on graph attention mechanism to automatically learns nonlocal intramolecular interactions from specified tasks.

3 METHODS

In this section, we divide current models into two major types, (i.e., traditional models and graph neural networks). The traditional models can be further divided into three types (i.e., matrix factorization, random walk based and autoencoder based models). We first survey traditional models, some of which are still active or combined with GNNs nowadays and give much inspirations to current models. GNNs show higher expressivity and great performances compared with traditional models in most scenarios. We conclude GNNs with two aspects.

3.1 Matrix Factorization

Factorization-based algorithms [29], [262], [263] represent connections between nodes in the form of a matrix and decompose this matrix

to obtain embeddings, including node adjacency matrix, Laplace matrix, node transfer probability matrix, Katz similarity matrix, and so on.

Ahmed et al. [262] propose GF which is the first method to obtain a graph embedding in $O(|E|)$ time. To obtain the embedding, GF factorizes the adjacency matrix of the graph, minimizing the following loss function

$$\phi(Y, \lambda) = \frac{1}{2} \sum_{(i,j) \in E} (W_{ij} - \langle Y_i, Y_j \rangle)^2 + \frac{\lambda}{2} \sum_i \|Y_i\|^2 \quad (16)$$

where W_{ij} and is the edge weight between nodes (i, j) which can be substituted as the inner product of the two nodes. Y_i, Y_j is the representation of node i and node j respectively, λ is the regular coefficient.

Cao et al. [29] learns low-dimensional vectors to represent vertices that appear in the graph, and unlike previous work, it integrates global structural information of the graph into the learning process.

Ou et al. [263] propose HOPE which can be seen as an upgrade to GF. To capture the topological relationships on graphs, it is theoretically possible to reconstruct any edge feature s_{ij} between node pairs (i, j) . If the reconstructed s_{ij} can capture the high-order proximity between pairs of nodes, then the expression learned by the model should be able to capture the higher-order adjacency between nodes. Inspired by that, HOPE propose to preserve asymmetric transitivity in approximating the high order proximity, where asymmetric transitivity indicates a specific correlation among directed graphs.

3.2 Random Walks

The random walk-based approach samples a graph with a large number of paths, which indicate the context of the connected vertices, by starting the walk from initial random nodes. Once the paths are built, a series of probabilistic models can be executed on these randomly sampled paths to learn the node representation. We divide methods based on random walk into two categories: Structure-based random walks and auxiliary information-based random walks.

3.2.1 Structure-Based Random Walks

In practical applications, many networks only have structure information, and lack vertex attribute information. How to effectively identify graph structure information, such as important vertices and invisible links, in the absence of vertex information, becomes a hot issue. One of efficient ways to solve this problem is structure-based random walks. Mikolov et al. [264] propose skip-gram (with negative sampling) model captures the connections between nodes in Word2vec. Inspired by Word2vec's success in word tokenization, Perozzi et al. [265] propose DeepWalk to capture the connection relationship between nodes in the graph data structure. DeepWalk contains two modules: wandering sampling on graphs to generate node sequence and training a skip-gram model to get the node embeddings.

To capture the diversity of connection patterns in the network, Grover et al. [33] propose node2vec which designs a random walk sampling strategy that allows the network to be sampled according to the preferences of breadth-first sampling and depth-first sampling by adjusting parameters.

Node2vec maps nodes to a low-dimensional space of features that maximizes the likelihood of preserving network neighborhoods of nodes. Node2vec random walk to generate neighbor sequence is no longer uniform sampling, but each node has its own sampling probability, by setting different p and q can make it more biased towards DFS or BFS. The objective function optimized of node2vec maximizes the log-probability of observing a network neighborhood $N_S(u)$ for a node u conditioned on its feature representation:

$$\max_f \sum_{u \in V} \log \Pr(N_S(u) | f(u)), \quad (17)$$

where d is a parameter specifying the number of dimensions of feature representation. Equivalently, f is a matrix of size $|V| \times d$ parameters.

Nowadays random walk algorithms are usually equipped with restart strategy [266], [267], [268] to capture the multi-faceted relationship between two nodes and the overall structure information of the graph.

3.2.2 Auxiliary Information-based Random Walks

Auxiliary information-based random walks [196], [269] are proposed to take advantage of the attribute information of nodes. Ribeiro et al. [196] proposes Struct2vec which explains that if two nodes have the same degree, then they may be structurally similar; and if their neighbors have the same degree, they are structurally more similar. Following this idea, Struct2vec is able to capture the structural equivalence of nodes more efficiently.

Struct2vec consists mainly of four steps: Firstly, determining the structural similarity between each vertex pair of different neighborhood sizes in the diagram. Secondly, Constructing a weighted multi-layer graph in which all nodes in the network exist in a hierarchy similar to that of each layer, each layer corresponding to the measurement structure. Then, using a multi-level graph to generate context for each node. Struct2vec uses random walks to generate sequence of nodes to determine the context of a given node. Given that it will stay in the current layer, the probability of stepping from node u to node v in layer k is given by:

$$p_k(u, v) = \frac{e^{-f_k(u, v)}}{Z_k(u)}, \quad (18)$$

where $f_k(u, v)$ denote the structural distance between u and v . $Z_k(u)$ is the normalization factor for vertex u in layer k , simply given by:

$$Z_k(u) = \sum_{v \in V, v \neq u} e^{-f_k(u, v)}, \quad (19)$$

With probability $1 - q$, the random walk decides to change layers, and moves to the corresponding node either in layer $k + 1$ or layer $k - 1$ (layer permitting) with probability proportional to the edge weights. In particular:

$$p_k(u_k, u_{k+1}) = \frac{w(u_k, u_{k+1})}{w(u_k, u_{k+1}) + w(u_k, u_{k-1})}, \quad (20)$$

$$p_k(u_k, u_{k-1}) = 1 - p_k(u_k, u_{k+1}),$$

where $w(u_k, u_{k+1})$ and $w(u_k, u_{k-1})$ denote the edge weight between layers when every vertex $u \in V$ in layer k is connected to the corresponding vertex u in layer $k + 1$ and $k - 1$.

3.3 Autoencoder-based methods

The Graph Autoencoder (GAE) is a deep neural architecture that maps nodes to potential feature spaces and decodes graph information from potential representations. GAEs can be used to learn network embeddings or to generate new graphs.

GAEs use encoders to learn network embeddings to extract network embeddings, and decoders to enforce network embeddings to preserve graph topology information. Many methods primarily used multilayer perceptrons to build GAEs for network embedded learning. For example, Cao et al. [194] uses stacked denoising autoencoders to encode and decode PPMI matrices through multilayer perceptrons. Wang et al. [270] also uses stacked autoencoders to collectively preserve the first- and second-order proximity of nodes. And it proposes two loss functions on the output of the encoder and the output of the decoder, respectively. The first loss function enables the learned network embedding to maintain node first-order proximity by minimizing the distance between the node's network embedding and its neighbor's network embedding. The second loss function enables the learned network embedding to keep nodes second-order close by minimizing the distance between the node. Different from previous works, Hamilton et al. [34] encodes node features with two graph convolutional layers. Velickovic et al. [271] alternatively drive local network embeddings to capture global structural information by maximizing local mutual information. Tu et al. [272] assume a

node's network embedding should approximate the aggregation of its neighborhood network embeddings.

Simply reconstructing the graph adjacency matrix may lead to overfitting due to the capacity of the autoencoder. Kipf et al. propose VGAE [32], which is a variational version of VAE to learn the distribution of data. VGAE assumes that the empirical distribution $q(Z|X, A)$ should be as close as possible to the prior distribution $p(Z)$. The generative model is given by an inner product between latent variables:

$$p(\mathbf{A} | \mathbf{Z}) = \prod_{i=1}^N \prod_{j=1}^N p(A_{ij} | \mathbf{z}_i, \mathbf{z}_j), \quad (21)$$

$$p(A_{ij} = 1 | \mathbf{z}_i, \mathbf{z}_j) = \sigma(\mathbf{z}_i^\top \mathbf{z}_j),$$

where A_{ij} are the elements of A and $\sigma()$ is the logistic sigmoid function. For a non-probabilistic variant of the VGAE model, the embeddings Z and the reconstructed adjacency matrix \hat{A} were calculated as follows:

$$\hat{\mathbf{A}} = \sigma(\mathbf{Z}\mathbf{Z}^\top), \mathbf{Z} = \text{GCN}(\mathbf{X}, \mathbf{A}), \quad (22)$$

where matrix X represents node features.

With multiple graphs, GAE is able to learn the generation distribution of graphs by encoding the graph as a hidden representation and decoding the graph structure of a given hidden representation. Simonovsky and Komodakis [273] propose GraphVAE which models the existence of nodes and edges as independent random variables. By assuming the posterior distribution $q_\phi(z|G)$ defined by an encoder and the generative distribution $p_\theta(G|z)$ defined by a decoder, GraphVAE optimizes the variational lower bound:

$$L(\phi, \theta; G) = E_{q_\phi(z|G)} [-\log p_\theta(G | \mathbf{z})] + KL[q_\phi(\mathbf{z} | G) || p(\mathbf{z})], \quad (23)$$

where $p(\mathbf{z})$ follows a Gaussian prior, ϕ and θ are learnable parameters. With a ConvGNN as the encoder and a simple multi-layer perception as the decoder, GraphVAE outputs a generated graph with its adjacency matrix, node attributes and edge attributes. Regularized Graph Variational Autoencoder, such as Ma et al. [274] impose validity constraints on a graph variational autoencoder to regularize the output distribution of the decoder. Cao et al. [275] integrates convGNNs. [16], [276] and reinforcement learning objectives to generate graphs with the desired properties.

3.4 Graph Neural Networks

3.4.1 Learning Perspective

A. Supervised Methods

Supervised signal on graphs usually denotes labels of nodes [277], edge [278] and graph [279]. Being similar to traditional supervised learning, supervised graph learning also utilize cross-entropy and mean squared error (MSE) to conduct classification task [277] and regression tasks [280].

B. Semi-supervised Methods

Semi-supervised learning uses large amounts of unlabeled data, as well as labeled data at the same time, which can be seen as a combination of supervised learning with unsupervised learning. It is suitable for scenarios where only a few labeled samples are available and the rest of the data samples are unlabeled. The graph-based semi-supervised approach defines a graph in which nodes are represented as labeled and unlabeled samples in a dataset, with edges depicting similarities between samples. These methods typically assume that the labels on the graph are smooth. Diagram-based methods do not require parameters. Zhou et al. [281] propose a general framework for semi-supervised learning on directed graphs is proposed. The structure of the diagram and the orientation of the edges are considered. Some works [113], [282], [283], [284], [285] combine semi-supervised learning methods with GCN or GAN. Jiang et al. [285] propose that GLCN combines the semi-supervised learning method with the GCN model to classify tags using the topology of the graph and the

side information of the node. The first part of the GLCN contains a graph learning structure corresponding to the graph learning loss L_{GL} , and the second part is a graph convolutional structure for semi-supervised classification tasks, corresponding to a classification loss $L_{SemiGCN}$. Consider a two-layer GCN for semi-supervised graph node classification problems with the adjacency matrix A . GLCN takes the simple form:

$$Z = f(X, A) = \text{softmax} \left(\hat{A} \text{ReLU} \left(\hat{A} X W^{(0)} \right) W^{(1)} \right). \quad (24)$$

Here, $\hat{A} = \tilde{D}^{-\frac{1}{2}} \tilde{A} \tilde{D}^{-\frac{1}{2}}$ was calculated in a pre-processing step. And $W^{(0)} \in \mathbb{R}^{C \times H}$ is an input-to-hidden weight matrix for a hidden layer with H feature maps. $W^{(1)} \in \mathbb{R}^{H \times F}$ is a hidden-to-output weight matrix. The softmax activation function, defined as $\text{softmax}(x_i) = \frac{1}{\sum_j \exp(x_j)}$ with $\mathcal{Z} = \sum_i \exp(x_i)$, is applied row-wise.

C. Self-supervised Methods

The self-supervised learning methods mainly use auxiliary tasks to mine its supervised information from large-scale unsupervised data and trains the network through this constructed supervised information. There are four main types of self-supervised methods suitable for the graph. The first one is based on node feature similarity clustering to obtain pseudo tags and realize self-supervised training [198]. The second one is to construct the supervision signal according to the correlation within the input data or based on the context connection to realize the self-supervision training [43], [286], [287]. Wu et al. [43] propose SGL, which enhances node representation learning by exploring internal relationships between nodes, and then builds supervisory signals by internal correlations of input data. The third is to cover the node features of the center and reconstruct the node features of the center by using the features of its neighbors. The reconstruction error is the self-supervised loss function, and the model is optimized and trained based on the reconstruction error [22], [288]. Rong et al. [22] propose GROVER, which constructs two types of self-supervised tasks. For node/edge level tasks, instead of predicting the node/edge type alone, GROVER randomly masks the local subgraph of the target node/edge and embeds prediction of this context property from the node. For graph-level tasks, GROVER extracts semantic motifs in molecular graphs by combining domain knowledge and predicts the occurrence of these motifs in molecules from graph embedding. The fourth is to combine the multi-task learning, construct the contrast loss function to make the models cooperate and supervise each other for optimization training, and then realize the self-supervised training on the graph [289], [290], [291], [292]. Wang et al. [291] propose HeCo. They choose network schema and meta path structure as two views and propose cross-view contrast learning and view mask mechanism, which can extract positive embedding and negative embedding from two views so that the two views can cooperate and supervise each other, and finally, learn advanced node embedding.

D. Unsupervised Methods

The unsupervised learning method is a machine-learning method that learns statistical rules or intrinsic structure of data from unlabeled data, mainly including clustering, dimension reduction and probability estimation. Unsupervised learning on the graph is similar to self-supervised learning on the graph, where cross-entropy loss [161], [182], [293], [294], [295] and contrast loss [296], [297], [298] are often used to optimize the model. Some models also use other methods. Park et al. [299] propose GALA, which adds the subspace clustering cost into the reconstruction cost for the image clustering tasks then strongly support the proposed model is stable. Zhou et al. [300] propose SA-Cluster, which uses two measures of density and entropy to evaluate the quality of clusters $\{V_i\}_{i=1}^c$ generated by different methods. Kipf et al. [301] propose NRI, which performs optimization training through the reconstruction error and Kullback-Leibler divergence. McAuley and Leskovec [27] pose the identifying users' social circles problem as a node clustering problem on a user's ego network, a network of connections between her friends and develops a model for detecting circles that combine network structure as well as user profile information. Although the method is unsupervised, they can evaluate it on ground-truth data by examining the maximum-likelihood assignments of the latent circles $\mathcal{C} = \{C_1 \dots C_K\}$ after

convergence. To measure the alignment between a predicted circle C and a ground-truth \bar{C} , it computes the Balanced Error Rate (BER) between the two circles, the BER is defined as:

$$BER(C, \bar{C}) = \frac{1}{2} \left(\frac{|C \setminus \bar{C}|}{|C|} + \frac{|C^c \setminus \bar{C}^c|}{|C^c|} \right) \quad (25)$$

where the predicted circle is $C = \{C_1 \dots C_K\}$, the ground-truth circles is $\bar{C} = \{\bar{C}_1 \dots \bar{C}_K\}$.

Some models use combinatorial loss function to optimize unsupervised graph learning, like DVNE [302], LUFS [303] and so on. Tang et al. [303] propose LUFs, which introduces the concept of the pseudo-class label to guide unsupervised learning, and it optimizes the model by:

$$\begin{aligned} & \min_{\mathbf{W}} \text{Tr} \left(\mathbf{W}^T \mathbf{X} \mathbf{L} \mathbf{X}^T \mathbf{W} \right) + \beta \|\mathbf{W}\|_{2,1} \\ & + \alpha \text{Tr} \left(\mathbf{W}^T \mathbf{X} \left(\mathbf{I}_n - \mathbf{F} \mathbf{F}^T \right) \mathbf{X}^T \mathbf{W} \right). \end{aligned} \quad (26)$$

where \mathbf{F} is the weighted social dimension indicator matrix. Let $\mathbf{u} = \{u_1, u_2, \dots, u_n\}$ be the set of linked data and n is the number of data instances. Then $\mathbf{X} = (\mathbf{x}_1, \mathbf{x}_2, \dots, \mathbf{x}_n) \in \mathbb{R}^{m \times n}$ is the conventional representation of \mathbf{u} w.r.t. It assumes that there is a mapping matrix $\mathbf{W} \in \mathbb{R}^{m \times c}$, which assigns each data point with a pseudo-class label where c is the number of pseudo-class labels. The pseudo-class label indicator matrix is $\mathbf{Y} = \mathbf{W}^T \text{diag}(\mathbf{s}) \mathbf{X} \in \mathbb{R}^{c \times n}$.

3.4.2 Inference Perspective

A. Transductive Methods

Definition 12. Transductive GNNs Given a graph $G = (\mathcal{V}, \mathcal{E})$, label information \mathcal{Y} and Transductive Graph Neural Networks (TGNNs). TGNNs' training and testing processes are all performed on \mathcal{G} with $\mathcal{Y}_{train}, \mathcal{Y}_{test} \subseteq \mathcal{Y}$ and $\mathcal{Y}_{train} \cap \mathcal{Y}_{test} = \emptyset$.

Transductive learning (see Definition 12) refers to the application of current knowledge to given data. In simple terms, the model is trained with training set data and test set data and then tested with test set data [1], [304], [43], [297].

B. Inductive Methods

Definition 13. Inductive GNNs Given Transductive Graph Neural Networks (IGNNs), IGNNs' training and testing are performed on different graphs (i.e., $G_{train} \cap G_{test} = \emptyset$).

Inductive learning (see Definition 13) refers to learning if the test set or validation set samples are not used during training (or the test set and validation sets are not visible during training). The advantage of Inductive learning is that it can use the information of known nodes to generate embedding for unknown nodes. Representative of inductive learning on the graph is GraphSAGE [34], a general inductive framework that computes node representations by sampling neighborhoods of each node and then performing a specific aggregator for information fusion. In this way, the node feature information (e.g., text attributes) efficiently generate node embeddings for previously unseen data. A similar approach has been taken by many research [305], [306], [307], [308], [115]. Unlike GraphSAGE [34], Chen et al. [35] propose FastGCN, the model that interprets graph convolutions as integral transforms of embedding functions and samples the nodes in each layer independently. And Chami et al. [309] propose HGCN, which derives the core operations of GCNs in the hyperboloid model of hyperbolic space to transform input features that lie in Euclidean space into hyperbolic embeddings. Unlike any of the above models, Teru et al. [310] propose GraIL, which reasons over local subgraph structures so that it can generalize to unseen entities and graphs after training. Similarly with [311], [109]. There are also some traditional ways of inductive learning, such as [33], [312], [297] and so on.

To prove that the model can be more robust to tasks and cope with **both transductive and inductive learning**. Some papers use different data sets in different learning settings, but some use the same data sets. For the transductive learning tasks, Velickovic et al. [313] apply a two-layer GAT model in three standard citation network benchmark

datasets—Cora, Citeseer and Pubmed. But for the inductive learning task on the graph, apply a three-layer GAT model in PPI dataset. Velickovic et al. [271] present DGI, which does not rely on random walk objectives, and is readily applicable to both transductive and inductive learning setups. The datasets used in transductive learning and inductive learning are also different. And [314], [315], [316], [317], [318] are similar. However, for each dataset, Yang et al. [30] split all instances into three parts, labeled data, unlabeled data, and test data. Inductive methods are trained on the labeled and unlabeled data and tested on the test data. Transductive methods are trained on labeled, and unlabeled data, and test data without labels. Although using the same datasets, in the transductive variant of the method, the class labels are determined by both the learned embeddings and input feature vectors, while in the inductive variant, the embeddings are defined as a parametric function of the feature vectors, so predictions can be made on instances not seen during training. Some works use same data set for experiments [182], [319].

3.5 Research Trends

We show representative methods considering their citations in Table 2 and venue influence in Table 3. We also show active authors in graph learning in Figure 5 and High-frequency words in graph learning in Figure 6.



Fig. 5: Active authors of graph learning at top conferences.

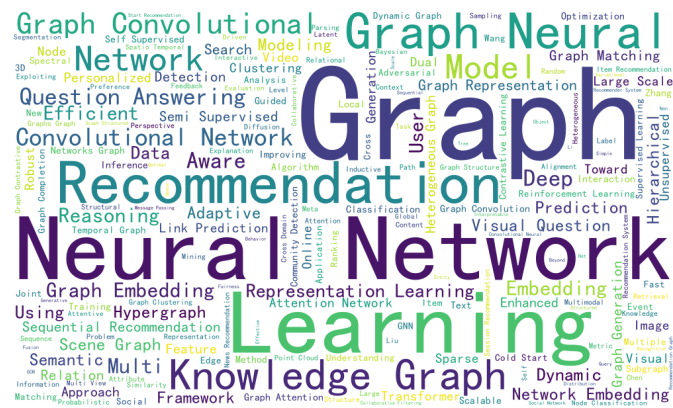


Fig. 6: High-frequency words in graph learning.

4 APPLICATIONS

In this section, we introduce current major applications of graph learning in real world, including traditional machine learning scenarios, such as recommendation system, natural language processing, computer vision and FinTech, and burgeoning applications in scientific scenarios, such as chemistry, biology, physics and math. Finally, we summarize popular datasets in graph learning.

4.1 Recommendation System

Recommendation system is an information filter to recommend items that users need or are interested in. Previous related research was mainly based on collaborative filtering and then deep neural networks. In recent years, due to the advantage of graph neural network modeling linked data, it has been widely used in recommendation system to model the relation between users and products [330], [43]. In addition, different variants of GNNs have been used in the recommendation.

4.1.1 Heterogeneous Graph

The heterogeneous graph is often used to model users and items with two different properties in recommendation system. Dong et al. [331] perform link prediction and recommendation across heterogeneous social networks. Shi et al. [166] propose the concept of semantic paths by setting weights on heterogeneous information graph and meta-path to assist the model in better integrating heterogeneous information. Then Shi et al. [114] utilize a novel network embedding method on heterogeneous information networks to explore high-level structure information of users and items.

4.1.2 Hypergraph

The hypergraph describes high-order relationships between multiple users and items for recommendation. Yu et al. [332] propose a multi-channel hypergraph convolutional network to exploit high-order user relations for better generating user representations. Yang et al. [333] use hypergraph neural networks to model global multi-behavior dependencies and captured higher-order correlations. Xia et al. [334] propose a hypergraph transformer framework based on a self-supervised approach to enhance user representation on the user-item interaction graph.

4.1.3 Dynamic Graph

The dynamic graph incorporates time dimension into recommendation system. For the dynamism of users in online communities, Song et al. [335] propose a recommendation method based on a dynamic graph attention network to infer users' interests. Ye et al. [336] focus on the diversity of recommendation, leveraging dynamic graph to study the non-interaction record information between users and items to improve the diversity. Zhang et al. [137] model different users' history sequences with a dynamic graph framework for user sequence recommendation.

In addition to the above, there are some other research directions using graph learning to assist recommender systems. Liu et al. [337] leverage a multi-view recommendation method based on GNNs, which divides users' preferences by classifying and stratifying. Yu et al. [338] improve the contrastive learning method and apply it to recommender systems to enhance the uniformity of representation learning.

4.2 Natural Language Processing

Natural Language Processing(NLP) is a crucial area of artificial intelligence. It takes language as a research object and aims to realize the understanding and application of human language by machine. Here are some typical research directions.

4.2.1 Text Classification.

Text classification is a classic problem in NLP research. For the weakly supervised text classification, Peng et al. [339] model keywords graph structure and calculate the correlation between keywords with the help of GNN. While unlike many applications of CNN, Yao et al. [340] propose the TextGCN model to learn representations of words and documents. Similarly, Lin et al. [341] adopt a graph-based CNN to capture long-distance semantic information in text for text classification. And Zhang et al. [342] combine BERT and GCN modules for transductive learning and obtain promising results on text classification datasets.

TABLE 2: REPRESENTATIVE WORKS IN TERMS OF CITATIONS

Title	Venue	Year	Citation
Emergence of scaling in random networks [320]	science	1999	41283
Birds of a feather: Homophily in social networks [1]	Annual review of sociology	2001	19304
Community structure in social and biological networks [304]	the national academy of sciences	2002	16676
The pagerank citation ranking: Bringing order to the web [60]	WWW	1999	16174
Finding and evaluating community structure in networks [321]	Physical review E	2004	15166
Semi-supervised classification with graph convolutional networks [31]	ICLR	2016	13412
Community detection in graphs [201]	Physics reports	2010	10611
Maximizing the spread of influence through a social network [24]	KDD	2003	9318
The link prediction problem for social networks [223]	J AM SOC INF SCI TEC	2007	6124
Graph attention networks [36]	ICLR	2017	5370
Finding community structure in networks using the eigenvectors of matrices [322]	Physical review E	2006	4885
Convolutional neural networks on graphs with fast localized spectral filtering [117]	NIPS	2016	4622
Translating Embeddings for Modeling Multi-relational data [323]	NIPS	2013	4409
Line: Largescale information network embedding [324]	WWW	2015	4157
The graph neural network model [90]	IEEE transactions on neural networks	2008	3426
Graph embedding and extensions: A general framework for dimensionality reduction [325]	TPAMI	2006	3290
Neural message passing for quantum chemistry [326]	ICML	2017	3264
Spectral networks and locally connected networks on graphs [116]	ICLR	2014	3212
Friends and neighbors on the web [327]	Social networks	2003	3117
The emerging field of signal processing on graphs: Extending high-dimensional data analysis to networks and other irregular domains [328]	IEEE signal processing magazine	2013	3002
Graphs over time: densification laws, shrinking diameters and possible explanations	KDD	2005	2874
The dynamics of viral marketing	ACM Transactions on the Web	2007	2844
Social structure from multiple networks. i. blockmodels of roles and positions	American journal of sociology	1976	2762
Graph evolution: Densification and shrinking diameters	TKDD	2007	2682
Knowledge graph embedding by translating on hyperplanes [329]	AAAI	2014	2653
Detecting community structure in networks [177]	The European physical journal B	2004	2603
Convolutional networks on graphs for learning molecular fingerprints	NIPS	2015	2534
A measure of betweenness centrality based on random walks	Social networks	2005	2519
Simrank: a measure of structural-context similarity [144]	KDD	2002	2493
How powerful are graph neural networks? [121]	ICLR	2019	2411

4.2.2 Information Extraction

Relation extraction aims to identify target relations in text entities and is one of the primary tasks of information extraction [295], [343]. Rocktaschel et al. [183] incorporate the matrix factorization method to learn the embedding representation of entity pairs and relations to improve the generalization ability of relation extraction. Song et al. [344] propose a graph-state LSTM model that models document graphs while preserving the graph structure. Zhang et al. [345] utilize the GCN model to extract entity dependencies in text based on the dependency tree. Xu et al. [346] also construct graph based on dependency parsing and adopt relational GAT to learn semantic context representation.

4.2.3 Knowledge Graph

The knowledge graph is essentially a heterogeneous information network with rich information [347], [348], [349]. It focuses on the representations of nodes and the relationship between nodes. Zhao et al. [350] propose MRGAT to model the constructed heterogeneous relational graph, which includes three semantic subgraphs, for Knowledge graph entity typing. Based on the TransE, Wang et al. [351] model node relationship as a hyperplane for translation to better keep the mapping properties of the original relationship. Schlichtkrull et al. [16] adopt the R-GCN model to model relational data on the knowledge base for link prediction and entity classification. Liu et al. [352] improve the encoding method and apply the GNN model to inductive knowledge graph completion. In order to perform the joint reasoning between the question answering and the knowledge graph, Yasunaga et al. [17] learn the representation on the graph of the joint composition of the two aspects with the GNN method.

4.2.4 Question Answering

Question answering is an essential task for language generation. Zhang et al. [353] integrate pre-trained language model and GNN for encoding to capture language contextual relations. In addition, visual question answering is also a hot research topic in recent years.

Teney et al. [354] utilize graph structure to model scene objects and given problems instead of CNN or LSTM to take full advantage of the structural information. In the ‘fact-based’ research direction, Narasimhan et al. [355] model entity graphs with GCN to reason about answers.

4.3 Computer Vision

Computer vision is a general term for computing any visual content, including images, videos, icons, and anything that involves pixels.

Scene Graph is a directed graph representing the semantic information of the scene, where nodes represent objects and edges represent the relationships between objects. Xu et al. [13] propose an end-to-end model that generates structured scene representation from an input image using scene graphs. Johnson et al. [356] propose a method for generating images from scene graphs, enabling explicitly reasoning about objects and their relationships, which uses graph convolution to process input graphs, computes a scene layout by predicting bounding boxes and segmentation masks for objects, and converts the layout to an image with a cascaded refinement network. Yang et al. [176] propose a novel scene graph generation model called Graph R-CNN, that is both effective and efficient at detecting objects and their relations in images, and an attentional Graph Convolutional Network (aGCN) that effectively captures contextual information between objects and relations.

In addition, Zhang et al. [357] propose a novel pipeline called Hierarchical Regression CNN that discriminatively embeds images and words in the same vector space, which can be used to learn low-level visual features and high-level cross-modal features for both image and text. Tang et al. [358] present a new capped l_p -norm model based on graph learning for photo clustering task, whose algorithm updates similarity matrix in an adaptive way by ignoring the outliers and noise and performs effective data mapping in the nonlinear manifold. Sarlin et al. [15] introduce SuperGlue, a neural network that matches two sets of local features by jointly finding correspondences and rejecting non-matchable points to reason about the underlying 3D

TABLE 3: VENUE INFLUENCE IN TERMS OF CITATIONS

Venue	Total	Number of Papers
Science	42021	2
ICLR	33593	25
NIPS	31630	47
KDD	31416	69
WWW	28423	32
Physical review E	22343	5
Annual review of sociology	19304	1
AAAI	18551	49
PNAS	16676	1
ICML	13847	33
PHYSICS REPORTS-REVIEW SECTION OF PHYSICS LETTERS	10611	1
CIKM	10041	22
CVPR	8143	18
EMNLP	7957	23
IEEE transactions on neural networks Social networks	5940	7
VLDB	5636	2
SIAM	5515	8
IJCAI	4924	7
IEEE transactions on signal processing	4605	25
ICDM	4203	18
TPAMI	4122	23
ACL	7340	5
JMLR	3378	14
IEEE signal processing magazine	3366	5
WSDM	3207	2
TKDD	3120	15
TKDE	3056	2
TWEB	2909	12
AJS	2844	1
	2762	1

scene and feature assignments jointly. And assignments are estimated by solving a differentiable optimal transport problem, whose costs are predicted by GNN.

4.4 FinTech

Fintech refers to the application of artificial intelligence and other computer technologies to the traditional financial industry to improve the effect and efficiency of its operation. Graph learning is widely applied in fintech, mainly divided into two aspects: company and individual.

4.4.1 Company Aspect

A. Supply Chain Network

Supply chain is an important part of business operations. To solve the visibility problem on the supply chain, Kosasih and Brintrup [359] detect potential buyers on the car network through a GNN method. Yang et al. [11] propose a novel GNN model to mine the supply chain relationships of small and medium-sized enterprises for financial risk prediction. In stock movement prediction, Cheng and Li [360] utilize supply chains and other relations to build company relations and then use GAT to model the company’s momentum spillover effect for prediction.

B. Guarantee Network

Guarantee network is the product of small- and medium-sized enterprises guaranteeing each other to improve credit rating. To monitor the potential default risk on the guarantee network, Cheng et al. [361] calculate the risk score of the contagion chain based on the graph-structured loan data. Cheng et al. [10] also leverage GAT to learn network node representations and predict the default probability of a company according to its temporal behavior and structural position in the guarantee network.

C. Investment-shareholding Relation Network

Depending on the investment relation in the capital market, Cheng et al. [362] utilize GCN to model the relationship between the target

company and its related companies on graph for stock movement prediction. heterogeneous graph neural networks can be used to model spillover effects for stock predictions [360], [363], asset pricing [364] and risk propagation [365]. Li et al. [366] also propose LSTM-RGCN, a model to simulate the linkages between stocks to enhance the effect of prediction. Zheng et al. [367] put forward a heterogeneous-attention-network-based model to explore the bankruptcy prediction problem of SMEs by leveraging the relational information in accessible financial networks. Besides, hypergraph can also promote prediction of enterprise risk [368]. Zhang et al. [12] model bank data as a heterogeneous information network and thoroughly mine the relations existing in the financial activities of small and micro-enterprise users under the commercial banking service scenario to assist in default analysis. [365]

4.4.2 Individual Aspect

Credit Risk Assessment. Credit risk assessment aims to detect and identify users’ potential fraud or default. In view of insufficient labeled data, Wang et al. [369] propose a semi-supervised learning-based attention graph neural network method for fraud detection. Cheng et al. [370] propose a spatial-temporal graph attention network method for credit card fraud detection depending on time and location information. Liu et al. [371] focus on the problem of fraud detection with the imbalanced class on the graph, adopting a GNN method combined with a specific sampling strategy. Based on the bank’s user credit card data, Ji et al. [372] leverage a graph model to detect the cash-out fraud behaviors in the credit card business of commercial banks. Chen and Tsourakakis [373] propose an AntiBenford subgraph framework to identify abnormal transaction data in cryptocurrency transaction networks.

4.5 Chemistry and Biology

Graph neural network models have been used in Chemistry and Biology. Taking molecular as an example, it is a natural graph structure. Atoms in a molecule can be regarded as nodes and chemical bonds as edges.

Molecular representation learning has been studied by many scholars. Coley et al. [21] employ a convolutional neural network for this embedding task by treating molecules as undirected graphs with attributed nodes and edges. Rong et al. [22] propose a framework, GROVER, which stands for Graph Representation from a self-supervised message passing transformer and can learn rich structural and semantic information of molecules from enormous unlabelled molecular data.

Besides, some scholars work on protein network alignment. Liao et al. [374] introduce IsoRankN (IsoRank-Nibble) a global multiple network alignment tool based on spectral clustering on the induced graph of pairwise alignment scores, which improves upon existing global alignment results. And some work on interactions between proteins and nucleic acids. Xia et al. [375] propose an accurate predictor, GraphBind, for identifying nucleic-acid-binding residues on proteins based on an end-to-end graph neural network. The method is based on the structural contexts of target residues and their spatial neighborhood to construct graph and use hierarchical graph neural networks (HGNNs) to embed the latent local patterns of structural and bio-physicochemical characteristics for binding residue recognition.

In addition, graph learning in Chemistry and Biology has many biochemical and healthcare applications, including drug discovery [376], disease identification [377] and disease prediction [378], etc. For example, Parisot et al. [378] introduces the novel concept of Graph Convolutional Networks (GCN) for brain analysis in populations, combining imaging and non-imaging data.

4.6 Physics and Mathematics

Graph learning in Physics mainly focuses on physical scenes understanding, dynamic systems, etc. To model everyday physical scenes, Sanchez-Gonzalez et al. [379] introduce a new class of learnable models based on graph networks which implement an inductive bias

for object- and relation-centric representations of complex, dynamical systems to understand and interact with everyday physical scenes. For interacting systems, Kipf et al. [301] propose the NRI model, which takes the form of a variational auto-encoder, in which the latent code represents the underlying interaction graph and the reconstruction is based on graph neural networks. The model could infer interactions while simultaneously learning the dynamics purely from observational data. To tackle a limitation of the sparsely discretized data which cause value error, Seo et al. [380] propose SDL and combine it with recurrent graph networks to build PA-DGN, which automatically learns the underlying spatiotemporal dynamics in graph signals. Given the heterogeneous water dynamic patterns in large-scale basins, Chen et al. [20] introduce an additional meta-learning condition based on physical characteristics of stream segments, using graph-based meta learning approach to separately predict water quantity and quality variables for river segments in stream networks.

GNN is also used to solve math problems. Prates et al. [381] use GNNs to solve, with very little supervision, the decision variant of the Traveling Salesperson Problem (TSP), a highly relevant NP-Complete problem.

4.7 Datasets

We summarize most popular datasets in Table 4 considering different scenarios and expect to promote further researches.

5 FUTURE DIRECTIONS

In this section, we conclude major trends and challenges, which are also future directions of graph learning.

5.1 Incorporating with Other ML Methods

Graph neural network often encounters various limitations in practical application. Reinforcement learning, meta-learning, few shot and other mainstream models in machine learning have great advantages in different aspects, and are gradually applied to GNN field to solve various problems. Here we mainly introduce three aspects.

5.1.1 Reinforcement Learning (RL)

RL is mainly composed of Agent, Environment, State, Action, and Reward. Through reinforcement learning, the agent adjusts what actions it should take in various states to obtain the maximum reward according to the new state and the reward feedback from the environment. Among the models combining reinforcement learning and graph neural networks, some models are mainly used for decision problems, some are used for rewards, and some are all integrated. Wang et al. [382] propose DBGMM. They define a finite-horizon undiscounted Markov decision process for a given dynamic bipartite graph. In the model, every state space stands for a bipartite graph and action 1 means to perform a maximum weight matching. Tiwar et al. [383] propose DAPath, which turns the question into a distance-aware reward to assign different rewards for different positions. Meirum et al. [44] propose RLGN, which formulates the setup as a sequential decision problem over a temporal graph process. In face of an exponential state space, combinatorial action space, and partial observability, they design a novel tractable scheme to control dynamical processes on temporal graphs. There are also models for decision problems [384], [385], [386] etc.

5.1.2 Meta-Learning

Meta-Learning means learning to learn. It hopes to enable models to acquire the ability to "learn" so that they can quickly learn new tasks based on acquiring existing "knowledge" and it can significantly improve tasks with insufficient training data. The applications of meta-learning in graph problems include node embedding [387], node classification [388], [389], link prediction [390], node/edge level shared representation [391], graph level shared representation [392], etc. Liu et al. [387] propose a novel approach meta-tail2vec, which formulates the novel problem of learning tail node embeddings on

networks, and casting them as an instance of regression via oracle reconstruction to capture the common priors in the process of node embedding learning. Liu et al. [388] propose a novel model called Relative and Absolute Location Embedding hinged on the concept of hub nodes to update the representation that GNN learned.

5.1.3 Few-shot Learning

Few-shot learning is the application of Meta-Learning in the supervised learning field. There is a term in little-shot learning called the N-way K-shot problem, which requires the model to learn how to distinguish N categories from $N \times K$ data. Data augmentation [393], [394], [389], and regularization [395] are common approaches to implement few-shot learning.

5.2 Graph Scalability

Graph neural networks have achieved great success in learning from graph-structured data. They are widely used in a variety of domains, but graphs in partial domains are usually large and heterogeneous, containing millions or billions of vertices and edges of different types. To tackle this challenge, some training models on large-scale graphs have been proposed. We will introduce common approaches to implementing few-shot learning from the following two aspects.

5.2.1 Mini-batch Training

Mini-batch training is commonly used to solve the training problem on large-scale graphs, and only a part of the graph nodes are selected for training each time. In mini-batch training, people have designed various neighborhood sampling methods, among which the most basic method is node sampling [34], [396], and the common ones are layer sampling [35], [307] [397], [398] and subgraph sampling [399], [400], [401].

5.2.2 Embedding Compression

Training node embeddings in some tasks may lead to better performance, but the number of parameters associated with embeddings grows linearly with the number of nodes. To deal with this situation, an embedding compression method is proposed. Yeh et al. [402] develop a node embedding compression method where each node is compactly represented with a bit vector instead of a floating-point vector. The parameters utilized in the compression method can be trained together with GNNs. Many works adopt similar compression [403], [404], [405], [406]. Cui et al. [407] efficiently sample from both majority and minority classes using a reinforcement learning agent with an imbalance-aware reward function. Then they use a graph coarsening strategy to reduce the search space of the reinforcement learning agent. Similar graph coarsening is used by [408], [409], [410].

5.3 Interpretability

The problem of machine learning interpretability is divided from the perspective of interpretable objects. The first is post-hoc interpretable models for existing models [411], [412]. The second is a pre-event interpretability model with both excellent performance and interpretability of downstream tasks [413], [414].

The graph structure data contains not only the node features, but also the network topology. Therefore, drawing on the general deep learning interpretability, the graph neural networks mostly use the post-hoc interpretation paradigm is divided into two levels: instance level and model level. **Instance-level interpretability** focuses on the interpretability of the classification results for a given node and is targeted. Ying et al. [415] propose models to determine the important nodes, node characteristics, and key pathways that ultimately have an impact on the classification of a particular node. Different from existing explainers for GNNs, some works [416], [417], [418] explain GNNs on graph-structured data from a causal perspective. While **model-level interpretability** focuses on global, generic patterns and treats them as intrinsic logic for graph neural

TABLE 4: A TABLE OF DATA SUMMARY

Scenarios	Dataset	Nodes	Edges	Graph Type	Description
Recommendation System	Movielens	80,555	10,000,054	HeteG,DyG	Describe people’s expressed preferences for movies.
	IMDB	1,199,919	3,782,463	HeteG	A binary sentiment analysis dataset
	Flickr	499,610	8,545,307	HomoG	Images sharing common metadata on Flickr
	LastFM	136,420	1,685,524	HomoG	Social network of LastFM users from Asia.
NLP	WN18 (WordNet18)	146,005	656,999	HomoG	Eighteen relations scraped from WordNet.
	DBpedia	3,966,924	13,820,853	HomoG,DyG	Structured information from Wikipedia.
	FB15k (Freebase15K)	14,951	1,345	HeteG	Contains knowledge base relation triples and textual mentions of Freebase entity pairs.
	FrameNet				A linguistic knowledge graph.
	YAGO	1,000,000	120,000,000	HeteG	A Knowledge Graph that augments WordNet.
CV	Visual Genome				Connecting Language and Vision Using Crowdsourced Dense Image.
	COCO				An object detection, segmentation, key-point detection, and captioning dataset.
	USPS				A Database for Handwritten Text Recognition Research.
	CAD				Comprise of RGB-D video sequences of humans performing activities.
	SVHN				A digit classification benchmark dataset.
	AFW				A face detection dataset.
	INRIA Person				A dataset of images of persons used for pedestrian detection.
	Cityscapes				A database focuses on semantic understanding of urban street scenes.
Fintech	KITTI				A dataset used in mobile robotics and autonomous driving.
	SMEsD	4028	21818	HeteG,HperG DyG	A multiplex enterprise knowledge graph consists of 3,976 SMEs and related persons.
	YelpChi (Yelp-Fraud)	45954	3846979	HeteG	A multi-relational graph dataset built upon the Yelp spam review dataset.
	Amazon (Amazon-Fraud)	11944	4398392	HeteG	A multi-relational graph dataset built upon the Amazon review dataset.
Chemistry and Biology	MUTAG	17.93	19.79	HeteG	A collection of nitroaromatic compounds.
	NCI1	29.87	32.3	HeteG	A dataset relative to anti-cancer screens.
	PTC	14.56	15	HeteG	A collection of 344 chemical compounds reporting the carcinogenicity for rats.
	Tox21	22.35	23.32	HeteG	A dataset represent chemical compounds.
	ENZYMES	32.63	62.14	HeteG	A dataset of 600 protein tertiary structures.
	PROTEINS	39.06	72.82	HeteG	A dataset of proteins classified as enzymes or non-enzymes.
	MoleculeNet			HeteG	A large scale benchmark for molecular machine learning.
	MOSES	1,936,962		HeteG	Contains 4,591,276 molecules.
	BioGRID	69216	1598688	HeteG	An open access database of protein, genetic and chemical interactions.
Academic	Pubmed	8,341,043	737,869,083	HeteG	Consists of publications pertaining to diabetes.
	DBLP	317,080	1,049,866	HomoG,DyG	DBLP collaboration network.
	Citeseer	384,413	1,751,463	HomoG	Consists of 3312 scientific publications.
	Cora	23,166	91,500	HomoG	Consists of 2708 scientific publications classified into seven classes.
	OGB -MAG240M	244160499	1728364232	HeteG	An academic graph extracted from Microsoft Academic Graph.
	OAG	1,858,395.89	3,965,744	HeteG	A large knowledge graph unifying Microsoft Academic Graph and Aminer.
	AMiner	1,369,055	8,650,089	HomoG,HeteG	A collection of different relational datasets.
Social Network	Epinions	876,252	13,668,320	HomoG,DyG	Who-trusts-whom network of Epinions.com.
	Orkut	3,072,441	117,185,083	HomoG	Orkut online social network.
	Flixster	2,523,386	9,197,338	HomoG	A location-based social network.
	Gowalla	196,591	950,327	HomoG	Gowalla location based online social network.
	Livejournal	4,847,571	68,993,773	HomoG	LiveJournal online social network.
	Foursquare	2153471	27098490	HomoG	Consisting of spatial user ratings.

network classification. Yuan et al. [419] and Luo et al. [420] use reinforcement learning to iteratively generate subgraphs as the global interpretability result. There are also some researchers wishing to implement the beforehand interpretability of graph neural network models, for example, Dai et al. [421] and Liu et al. [422] propose a new framework which can find K-nearest labeled nodes for each unlabeled node to give explainable node classification. Other scholars have applied the interpretability of graph neural networks to different domains, Schnake et al. [423] use the GNN-LRP model to test under different scenarios of the graph neural networks, including text emotion classification, quantum chemistry, and image classification.

5.4 Expressivity

5.4.1 Over-smoothing

Over-smoothing is a crucial problem in GNNs. The reason is that the representation of different nodes is too similar to distinguish after the multi-layer graph convolution. So far, there are mainly two methods to alleviate over-smoothing:

A. Specific GCNs-based Models

Klicpera et al. [424] and Chien et al. [425] combine the PageRank algorithm with GCN, improving the traditional propagation method to alleviate over-smoothing. Chen et al. [426] propose GCNII with two mechanisms of initial residual and identity mapping. Liu et al. [387] alleviate over-smoothing by decoupling representation transformation and propagation in graph convolution operations.

B. Plug-and-play Techniques

Do et al. [427] propose a new regularization method DropNode, which randomly discards parts of the graph to reduce the connectivity of the entire graph. Zeng et al. [428] utilize a subgraph extractor to exclude noisy nodes. Lu et al. [429] sample graph nodes in convolutional layers to alleviate over-smoothing and gradient vanishing.

5.4.2 Expressive Power

The theoretical research of GNNs' expressive power is a hot issue in graph learning. In recent years, researchers have attempted to study the higher-order WL tests, such as 1-2-3 GNN [430] and PPGN [431]. Meantime, some researchers put efforts into enhancing the rooted subtree of 1-WL with additional features. Wijesinghe et al. [432] leverage a novel locally isomorphic structure hierarchy to incorporate the structural information. Other researches are mainly based on the subgraph representation. Zhang and Li [433] propose the model NGNN, which represents a graph with rooted subgraphs instead of rooted subtrees. You et al. [434] extract node-centric ego networks for heterogeneous message passing and incorporate node identity information into node features.

5.4.3 Equivariant GNNs

Graph Neural Networks come in many flavors but should always be either invariant (permutation of the nodes of the input the graph does not affect the output) or equivariant (permutation of the input permutes the output). Invariant and equivariant networks have been successfully used for learning images, sets, point clouds, and graphs. Satorras et al. [435] introduce a new model for learning graph neural networks equivariant to rotations, translations, reflections and permutations called Equivariant Graph Neural Networks (EGNNs). Batzner et al. [436] present an E(3)-equivariant neural network approach for molecular dynamics simulations. Du et al. [437] propose a framework to construct an equivariant graph neural networks that can approximate the geometric quantities efficiently. And Keriven et al. [438] considered networks with a single hidden layer, obtained by summing channels formed by applying an equivariant linear operator, a pointwise non-linearity, and either an invariant or equivariant linear output layer and proved new universality theorems. Jorgensen et al. [439] propose a model for predicting electron density $p(F)$, which is based on equivariant graph neural networks and the electron density is predicted at special query point vertices that are part of the message-passing graph, but only receive messages.

5.5 Social Effects

5.5.1 Fairness

Graph neural networks have shown great power in modeling graph-structured data. However, like other machine learning models, GNNs may make predictions based on protected sensitive attributes, e.g., skin color and gender. Two kinds of biases may exist in graph-structured data: one is the bias that exists widely in various types of data such as tables, texts, graphs; The other is the bias characteristic of graph-structured data. For GNNs fairness algorithms, we classify them into adversarial debiasing [440], [441], fairness constraints [209], and other methods. Song et al. [442] propose a novel GNN framework GUIDE to achieve group equality informed individual fairness in GNNs. Zhang et al. [443] explore a more general case where quantities of unlabeled data are provided, leading to a new form of learning paradigm, namely fair semi-supervised learning.

5.5.2 Privacy

The private information in the model training set may be leaked in the published model or the provided service. The defense against different privacy attacks is the research direction of many scholars. Zhang et al. [444] and Hsieh et al. [445] conduct a systematic study on model inversion attacks against Graph Neural Networks. And some research [446], [447] present GNN frameworks for both effective and privacy-preserving personalization. Tian et al. [448] propose a two-stage privacy-preserving method of graph neural networks in the social network domain.

6 CONCLUSION

Graphs exist widely in the real world, which makes it important to mine complex relationships as well as structural information. Graph learning empowered by deep learning becomes to be an efficient method to model various kinds of graphs, including traditional social networks, such as academic networks and enterprise knowledge graphs, etc., and graphs transformed based on text, image and tabular data. Due to the prosperous development of graph learning, thousands of related works have come into being for problems on graphs from different views. Although there have been some influential surveys sorting previous large amounts of literature. There still lacks a comprehensive survey to conclude previous works in more logic and organic way. What's more, the high-speed development of this area makes it difficult to cover current ample applications, trends and future challenges, which are vital to further research on graph learning. To remedy this, we collect and analyze the latest works to provide meaningful suggestions. In this survey, we first sort previous and current works based on the elements of graphs (i.e., node, edge and graph structure) considering data model and tasks. Then we sort representative methods of graph learning. Afterward, we conclude current applications in different scenarios. Finally, we propose future directions of graph learning, which is expected to promote further research.

ACKNOWLEDGMENTS

REFERENCES

- [1] M. McPherson, L. Smith-Lovin, and J. M. Cook, "Birds of a feather: Homophily in social networks," *Journal of Annual review of sociology*, vol. 27, no. 1, pp. 415–444, 2001.
- [2] J. Leskovec, D. Huttenlocher, and J. Kleinberg, "Signed networks in social media," in *Proceedings of SIGCHI*. New York, NY, USA: Association for Computing Machinery, "2010", pp. 1361–1370.
- [3] Y. Zhang, J. Tang, Z. Yang, J. Pei, and P. S. Yu, "Cosnet: Connecting heterogeneous social networks with local and global consistency," in *Proceedings of KDD*, "2015", pp. 1485–1494.
- [4] J. Tang, J. Zhang, L. Yao, J. Li, L. Zhang, and Z. Su, "Arnetminer: extraction and mining of academic social networks," in *Proceedings of KDD*, "2008", pp. 990–998.
- [5] Y. Dong, N. V. Chawla, and A. Swami, "metapath2vec: Scalable representation learning for heterogeneous networks," in *Proceedings of KDD*, "2017", pp. 135–144.

- [6] Z. Hu, Y. Dong, K. Wang, and Y. Sun, "Heterogeneous graph transformer," in *Proceedings of WWW*, 2020.
- [7] J. Tang, X. Hu, and H. Liu, "Social recommendation: a review," *Social Network Analysis and Mining*, vol. 3, no. 4, pp. 1113–1133, Jan. 2013.
- [8] WangHao, LianDefu, TongHanghang, LiuQi, HuangZhenya, and ChenEnhong, "Hypersorec: Exploiting hyperbolic user and item representations with multiple aspects for social-aware recommendation," *ACM Transactions on Information Systems*, 2022.
- [9] J. Lin, S. Chen, and J. Wang, "Graph neural networks with dynamic and static representations for social recommendation," 2022.
- [10] D. Cheng, Z. Niu, and L. Zhang, "Delinquent events prediction in temporal networked-guarantee loans," *IEEE Transactions on Neural Networks and Learning Systems*, 2020.
- [11] S. Yang, Z. Zhang, J. Zhou, Y. Wang, W. Sun, X. Zhong, Y. Fang, Q. Yu, and Y. Qi, "Financial risk analysis for smes with graph-based supply chain mining," in *Proceedings of the Twenty-Ninth International Conference on Artificial Intelligence*, 2021, pp. 4661–4667.
- [12] Z. Zhang, Y. Ji, J. Shen, X. Zhang, and G. Yang, "Heterogeneous information network based default analysis on banking micro and small enterprise users," *arXiv preprint arXiv:2204.11849*, 2022.
- [13] D. Xu, Y. Zhu, C. B. Choy, and L. Fei-Fei, "Scene graph generation by iterative message passing," in *Proceedings of CVPR*, 2017.
- [14] X. Chen, L.-J. Li, L. Fei-Fei, and A. Gupta, "Iterative visual reasoning beyond convolutions," in *Proceedings of CVPR*, "2018".
- [15] P.-E. Sarlin, D. DeTone, T. Malisiewicz, and A. Rabinovich, "Superglue: Learning feature matching with graph neural networks," in *Proceedings of the IEEE/CVF conference on computer vision and pattern recognition*, 2020, pp. 4938–4947.
- [16] M. Schlichtkrull, T. N. Kipf, P. Bloem, R. van den Berg, I. Titov, and M. Welling, "Modeling relational data with graph convolutional networks," in *Proceedings of ESWC*, "2018", pp. 593–607.
- [17] M. Yasunaga, H. Ren, A. Bosselut, P. Liang, and J. Leskovec, "Qa-gnn: Reasoning with language models and knowledge graphs for question answering," *arXiv preprint arXiv:2104.06378*, 2021.
- [18] P. Do and T. H. V. Phan, "Developing a bert based triple classification model using knowledge graph embedding for question answering system," *Applied Intelligence*, vol. 52, no. 1, p. 636–651, jan 2022.
- [19] M. B. Chang, T. Ullman, A. Torralba, and J. B. Tenenbaum, "A compositional object-based approach to learning physical dynamics," *Journal of arXiv preprint arXiv:1612.00341*, 2016.
- [20] S. Chen, J. A. Zwart, and X. Jia, "Physics-guided graph meta learning for predicting water temperature and streamflow in stream networks," in *Proceedings of the 28th ACM SIGKDD Conference on Knowledge Discovery and Data Mining*, 2022, pp. 2752–2761.
- [21] C. W. Coley, R. Barzilay, W. H. Green, T. S. Jaakkola, and K. F. Jensen, "Convolutional embedding of attributed molecular graphs for physical property prediction," *Journal of chemical information and modeling*, vol. 57, no. 8, pp. 1757–1772, 2017.
- [22] Y. Rong, Y. Bian, T. Xu, W. Xie, Y. Wei, W. Huang, and J. Huang, "Self-supervised graph transformer on large-scale molecular data," in *Proceedings of NIPS*, "2020".
- [23] G. Karypis and V. Kumar, "Multilevel k-way hypergraph partitioning," *Journal of VLSI design*, vol. 11, no. 3, pp. 285–300, 2000.
- [24] D. Kempe, J. Kleinberg, and É. Tardos, "Maximizing the spread of influence through a social network," in *Proceedings of the ninth ACM SIGKDD international conference on Knowledge discovery and data mining*, 2003, pp. 137–146.
- [25] X. Xu, N. Yuruk, Z. Feng, and T. A. Schweiger, "Scan: a structural clustering algorithm for networks," in *Proceedings of SIGKDD*, "2007", pp. 824–833.
- [26] Y. Sun, J. Han, X. Yan, P. S. Yu, and T. Wu, "Pathsim: Meta path-based top-k similarity search in heterogeneous information networks," vol. 4, no. 11, 2011, pp. 992–1003.
- [27] J. J. McAuley and J. Leskovec, "Learning to discover social circles in ego networks," in *Proceedings of NIPS*, "2012", pp. 548–56.
- [28] J. Tang, M. Qu, and Q. Mei, "Pte: Predictive text embedding through large-scale heterogeneous text networks," in *Proceedings of KDD*, "2015", pp. 1165–1174.
- [29] S. Cao, W. Lu, and Q. Xu, "Grarep: Learning graph representations with global structural information," in *Proceedings of CIKM*, "2015", pp. 891–900.
- [30] Z. Yang, W. Cohen, and R. Salakhudinov, "Revisiting semi-supervised learning with graph embeddings," in *Proceedings of ICML*, "2016", pp. 40–48.
- [31] T. N. Kipf and M. Welling, "Semi-supervised classification with graph convolutional networks," *Journal of arXiv preprint arXiv:1609.02907*, 2016.
- [32] T. N. Kipf and W. Max, "Variational graph auto-encoders," *arXiv preprint arXiv:1611.07308*, 2016.
- [33] A. Grover and J. Leskovec, "Node2vec: Scalable feature learning for networks," in *Proceedings of KDD*, "2016", pp. 855–864.
- [34] W. L. Hamilton, R. Ying, and J. Leskovec, "Inductive representation learning on large graphs," in *Proceedings of NIPS*, "2017", pp. 1025–1035.
- [35] J. Chen, T. Ma, and C. Xiao, "Fastgcn: fast learning with graph convolutional networks via importance sampling," in *Proceedings of ICLR*, "2018".
- [36] P. Veličković, G. Cucurull, A. Casanova, A. Romero, P. Li'o, and Y. Bengio, "Graph attention networks," *Journal of arXiv preprint arXiv:1710.10903*, 2017.
- [37] K. Tu, P. Cui, X. Wang, F. Wang, and W. Zhu, "Structural deep embedding for hyper-networks," in *Proceedings of the AAAI Conference on Artificial Intelligence*, 2018.
- [38] Y. Zhou, S. Wu, C. Jiang, Z. Zhang, D. Dou, R. Jin, and P. Wang, "Density-adaptive local edge representation learning with generative adversarial network multi-label edge classification," in *Proceedings of ICDM*, 2018, pp. 1464–1469.
- [39] X. Wang, H. Ji, C. Shi, B. Wang, P. Cui, P. Yu, and Y. Ye, "Heterogeneous graph attention network," in *Proceedings of WWW*, "2019", pp. 2022–2032.
- [40] J. Lee, I. Lee, and J. Kang, "Self-attention graph pooling," in *Proceedings of ICML*, "2019".
- [41] A. Sankar, Y. Wu, L. Gou, W. Zhang, and H. Yang, "Dysat: Deep neural representation learning on dynamic graphs via self-attention networks," in *Proceedings of the 13th international conference on web search and data mining*, 2020, pp. 519–527.
- [42] J. Zhu, Y. Yan, L. Zhao, M. Heimann, L. Akoglu, and D. Koutra, "Beyond homophily in graph neural networks: Current limitations and effective designs," *Advances in Neural Information Processing Systems*, vol. 33, pp. 7793–7804, 2020.
- [43] J. Wu, X. Wang, F. Feng, X. He, L. Chen, J. Lian, and X. Xie, "Self-supervised graph learning for recommendation," in *Proceedings of SIGIR*, "2021", pp. 726–735.
- [44] E. Meiriom, H. Maron, S. Mannor, and G. Chechik, "Controlling graph dynamics with reinforcement learning and graph neural networks," in *Proceedings of ICML PMLR*, "2021", pp. 7565–7577.
- [45] S. Chen, P.-L. Guhur, M. Tapaswi, C. Schmid, and I. Laptev, "Think global, act local: Dual-scale graph transformer for vision-and-language navigation," in *Proceedings of the IEEE/CVF Conference on Computer Vision and Pattern Recognition*, 2022, pp. 16 537–16 547.
- [46] N. Keriven, "Not too little, not too much: a theoretical analysis of graph (over) smoothing," *arXiv preprint arXiv:2205.12156*, 2022.
- [47] J. Peng, Z. Chen, Y. Shao, Y. Shen, L. Chen, and J. Cao, "Sancus: stable non-ess-aware communication-avoiding full-graph decentralized training in large-scale graph neural networks," *Proceedings of the VLDB Endowment*, vol. 15, no. 9, pp. 1937–1950, 2022.
- [48] J. Ma, M. Wan, L. Yang, J. Li, B. Hecht, and J. Teevan, "Learning causal effects on hypergraphs," in *Proceedings of the 28th ACM SIGKDD Conference on Knowledge Discovery and Data Mining*, 2022, pp. 1202–1212.
- [49] J. Tang, H. Gao, X. Hu, and H. Liu, "Exploiting homophily effect for trust prediction," in *Proceedings of WSDM*, 2013, pp. 53–62.
- [50] G. Kossinets and D. J. Watts, "Origins of homophily in an evolving social network," *American journal of sociology*, vol. 115, no. 2, pp. 405–450, 2009.
- [51] Z. Yan, T. Ma, L. Gao, Z. Tang, Y. Wang, and C. Chen, "Neural approximation of extended persistent homology on graphs," *arXiv preprint arXiv:2201.12032*, 2022.
- [52] O. Barranco, C. Lozares, and D. Muntanyola-Saura, "Heterophily in social groups formation: a social network analysis," *Quality & Quantity*, vol. 53, no. 2, pp. 599–619, 2019.
- [53] Y. Yan, M. Hashemi, K. Swersky, Y. Yang, and D. Koutra, "Two sides of the same coin: Heterophily and oversmoothing in graph convolutional neural networks," *arXiv preprint arXiv:2102.06462*, 2021.
- [54] T. Xiao, Z. Chen, Z. Guo, Z. Zhuang, and S. Wang, "Decoupled self-supervised learning for non-homophilous graphs," *arXiv preprint arXiv:2206.03601*, 2022.
- [55] D. Kimura and Y. Hayakawa, "Coevolutionary networks with homophily and heterophily," *Physical Review E*, vol. 78, no. 1, p. 016103, 2008.

- [56] Y. Liu, X. Ao, F. Feng, and Q. He, “Ud-gnn: Uncertainty-aware debiased training on semi-homophilous graphs,” in *Proceedings of the 28th ACM SIGKDD Conference on Knowledge Discovery and Data Mining*, 2022, pp. 1131–1140.
- [57] S. Chanpuriya and C. Musco, “Simplified graph convolution with heterophily,” *arXiv preprint arXiv:2202.04139*, 2022.
- [58] S. Suresh, V. Budde, J. Neville, P. Li, and J. Ma, “Breaking the limit of graph neural networks by improving the assortativity of graphs with local mixing patterns,” *arXiv preprint arXiv:2106.06586*, 2021.
- [59] J. Zhu, J. Jin, D. Loveland, M. T. Schaub, and D. Koutra, “How does heterophily impact the robustness of graph neural networks? theoretical connections and practical implications,” in *Proceedings of the 28th ACM SIGKDD Conference on Knowledge Discovery and Data Mining*, 2022, pp. 2637–2647.
- [60] L. Page, S. Brin, R. Motwani, and T. Winograd, “The pagerank citation ranking: Bringing order to the web,” Stanford InfoLab, Tech. Rep., 1999.
- [61] D. He, Y. Song, D. Jin, Z. Feng, B. Zhang, Z. Yu, and W. Zhang, “Community-centric graph convolutional network for unsupervised community detection,” in *Proceedings of the Twenty-Ninth International Conference on International Joint Conferences on artificial intelligence*, 2021, pp. 3515–3521.
- [62] S. Tao, Q. Cao, H. Shen, J. Huang, Y. Wu, and X. Cheng, “Single node injection attack against graph neural networks,” in *Proceedings of the 30th ACM International Conference on Information & Knowledge Management*, “2021”, pp. 1794–1803.
- [63] C. Li, K. Jia, D. Shen, C.-J. R. Shi, and H. Yang, “Hierarchical representation learning for bipartite graphs,” in *IJCAI*, vol. 19, 2019, pp. 2873–2879.
- [64] Z. Li, X. Shen, Y. Jiao, X. Pan, P. Zou, X. Meng, C. Yao, and J. Bu, “Hierarchical bipartite graph neural networks: Towards large-scale e-commerce applications,” in *2020 IEEE 36th International Conference on Data Engineering (ICDE)*. IEEE, “2020”, pp. 1677–1688.
- [65] M. Nassar, “Hierarchical bipartite graph convolution networks,” *arXiv preprint arXiv:1812.03813*, 2018.
- [66] Y. Zhao, S. Wei, H. Du, X. Chen, Q. Li, F. Zhuang, J. Liu, and G. Kou, “Learning bi-typed multi-relational heterogeneous graph via dual hierarchical attention networks,” *IEEE Transactions on Knowledge & Data Engineering*, no. 01, pp. 1–12, 2022.
- [67] T. PENG, N.-y. YANG, Y.-b. XU, B.-b. WANG, and L. LIU, “An outlier detection method based on ranking and clustering in bi-typed heterogeneous network,” *ACTA ELECTRONICA SINICA*, vol. 46, no. 2, p. 281, 2018.
- [68] Y. Zhao, H. Du, Y. Liu, S. Wei, X. Chen, H. Feng, Q. Shuai, Q. Li, F. Zhuang, and G. Kou, “Stock movement prediction based on bi-typed and hybrid-relational market knowledge graph via dual attention networks,” *arXiv preprint arXiv:2201.04965*, 2022.
- [69] Y. Sun, Y. Yu, and J. Han, “Ranking-based clustering of heterogeneous information networks with star network schema,” in *Proceedings of KDD*, “2009”, pp. 797–806.
- [70] J. Wu, Q. Zhang, L. Yu, W. Ma, Y. Wu, S. Deng, and H. Huang, “Multi-typed community discovery in dynamic heterogeneous information networks through tensor method,” in *2017 4th Asia-Pacific World Congress on Computer Science and Engineering (APWC on CSE)*. IEEE, 2017, pp. 59–65.
- [71] C. Meng, R. Cheng, S. Maniui, P. Senellart, and W. Zhang, “Discovering meta-paths in large heterogeneous information networks,” in *Proceedings of WWW*, 2015, pp. 754–764.
- [72] T. yang Fu, W.-C. Lee, and Z. Lei, “Hin2vec: Explore metapaths in heterogeneous information networks for representation learning,” in *Proceedings of CIKM*, 2017, pp. 1797–1806.
- [73] G. Wan, B. Du, S. Pan, and G. Haffari, “Reinforcement learning based meta-path discovery in large-scale heterogeneous information networks,” in *Proceedings of the AAAI*, “2020”, pp. 6094–6101.
- [74] Y. Sun, B. Norrick, J. Han, X. Yan, P. S. Yu, and X. Yu, “Integrating meta-path selection with user-guided object clustering in heterogeneous information networks,” *Journal of ACM Transactions on Knowledge Discovery from Data*, vol. 7, no. 3, pp. 1348–1356, 2013.
- [75] K. Yang, J. Zhu, and X. Guo, “Poi neural-rec model via graph embedding representation,” *Tsinghua Science and Technology*, vol. 26, no. 2, pp. 208–218, 2020.
- [76] W. Ellens and R. EKooij, “Graph measures and network robustness,” *Journal of arXiv preprint arXiv:1311.5064*, 2013.
- [77] S. Baswana and S. Sen, “Approximate distance oracles for unweighted graphs in expected $O(n^2)$ time,” *Journal of ACM Transactions on Algorithms (TALG)*, vol. 2, no. 4, pp. 557–577, 2006.
- [78] G. L. Miller, R. Peng, and S. C. Xu, “Parallel graph decompositions using random shifts,” in *Proceedings of ACM*, 2013, pp. 196–203.
- [79] K. Wang, J. An, M. Zhou, Z. Shi, X. Shi, and Q. Kang, “Minority-weighted graph neural network for imbalanced node classification in social networks of internet of people,” *IEEE Internet of Things Journal*, 2022.
- [80] W. Zhou, H. Huang, Q.-S. Hua, D. Yu, H. Jin, and X. Fu, “Core decomposition and maintenance in weighted graph,” *Journal of World Wide Web*, vol. 24, no. 2, pp. 541–561, 2021.
- [81] M. Mao, J. Lu, J. Han, and G. Zhang, “Multiobjective e-commerce recommendations based on hypergraph ranking,” *Information Sciences*, vol. 471, pp. 269–287, 2019.
- [82] S. Umeyama, “An eigendecomposition approach to weighted graph matching problems,” *Proceedings of IEEE*, vol. 10, no. 5, pp. 695–703, 1988.
- [83] I. S. Dhillon, Y. Guan, and B. Kulis, “Weighted graph cuts without eigenvectors a multilevel approach,” *Journal of IEEE transactions on pattern analysis and machine intelligence*, vol. 29, no. 11, pp. 1944–1957, 2007.
- [84] F. Wu, T. Zhang, A. H. de Souza Jr., C. Fifty, T. Yu, and K. Q. Weinberger, “Simplifying graph convolutional networks,” in *Proceedings of ICML*, “2019”, p. 6861–6871.
- [85] H. Toivonen, F. Zhou, A. Hartikainen, and A. Hinkka, “Compression of weighted graphs,” in *Proceedings of SIGKDD*, “2011”, pp. 965–973.
- [86] J. Bruna and X. Li, “Community detection with graph neural networks,” *stat*, vol. 1050, p. 27, 2017.
- [87] L. Yang, X. Cao, D. Jin, X. Wang, and D. Meng, “A unified semi-supervised community detection framework using latent space graph regularization,” *IEEE transactions on cybernetics*, vol. 45, no. 11, pp. 2585–2598, 2014.
- [88] Z. Xiao, H. Wen, A. Markham, and N. Trigoni, “Indoor tracking using undirected graphical models,” *IEEE Transactions on Mobile Computing*, vol. 14, no. 11, pp. 2286–2301, 2015.
- [89] B. Fu, S. Fu, L. Wang, Y. Dong, and Y. Ren, “Deep residual split directed graph convolutional neural networks for action recognition,” *Journal of IEEE MultiMedia*, vol. 27, no. 4, pp. 9–17, 2020.
- [90] F. Scarselli, M. Gori, A. C. Tsoi, and G. Monfardini, “The graph neural network model,” *Journal of IEEE transactions on neural networks*, vol. 20, no. 1, pp. 61–80, 2008.
- [91] Y. Sun, C. C. Aggarwal, and J. Han, “Relation strength-aware clustering of heterogeneous information networks with incomplete attributes,” *Journal of arXiv preprint arXiv:1201.6563*, 2012.
- [92] P. Sen, G. Namata, M. Bilgic, L. Getoor, B. Gallagher, and T. Eliassi-Rad, “Collective classification in network data,” *Journal of AI magazine*, vol. 29, no. 3, p. 93, 2008.
- [93] S. J. Yoo, “Distributed consensus tracking for multiple uncertain nonlinear strict-feedback systems under a directed graph,” *Journal of IEEE transactions on neural networks and learning systems*, vol. 24, no. 4, pp. 666–672, 2013.
- [94] L. Shi, Y. Zhang, J. Cheng, and H. Lu, “Skeleton-based action recognition with directed graph neural networks,” in *Proceedings of CVPR*, 2019, pp. 7912–7921.
- [95] C. Li, X. Qin, X. Xu, D. Yang, and G. Wei, “Scalable graph convolutional networks with fast localized spectral filter for directed graphs,” *Journal of IEEE Access*, vol. 8, pp. 105 634–105 644, 2020.
- [96] Y. Feng, H. You, Z. Zhang, R. Ji, and Y. Gao, “Hypergraph neural networks,” in *Proceedings of AAAI*, “2019”, pp. 3558–3565.
- [97] B. Claude, *Hypergraphs: combinatorics of finite sets*. Elsevier, 1984, vol. 45.
- [98] A. E. Caldwell, A. B. Kahng, and I. L. Markov, “Improved algorithms for hypergraph bipartitioning,” in *Proceedings of ASP-DAC*, 2000, pp. 661–666.
- [99] K. D. Devine, E. G. Boman, R. T. Heaphy, R. H. Bisseling, and U. V. Catalyurek, “Parallel hypergraph partitioning for scientific computing,” in *Proceedings of IPDPS*. IEEE, 2006, pp. 10–pp.
- [100] L. Sun, S. Ji, and J. Ye, “Hypergraph spectral learning for multi-label classification,” in *Proceedings of KDD*, “2008”, pp. 668–676.
- [101] S. Bulò and M. Pelillo, “A game-theoretic approach to hypergraph clustering,” *Journal of Advances in neural information processing systems*, vol. 22, 2009.
- [102] S. Bai, F. Zhang, and P. H. Torr, “Hypergraph convolution and hypergraph attention,” *Proceedings of Pattern Recognition*, vol. 110, 2921.
- [103] R. Zhang, Y. Zou, and J. Ma, “Hyper-sagnn: a self-attention based graph neural network for hypergraphs,” *Journal of arXiv preprint arXiv:1911.02613*, 2019.

- [104] X. Sun, H. Yin, B. Liu, H. Chen, J. Cao, Y. Shao, and N. Q. V. Hung, "Heterogeneous hypergraph embedding for graph classification," in *Proceedings of WSDM*, 2021, pp. 725–733.
- [105] Q. Fang, J. Sang, C. Xu, and Y. Rui, "Topic-sensitive influencer mining in interest-based social media networks via hypergraph learning," *Journal of IEEE Transactions on Multimedia*, vol. 16, no. 3, pp. 796–812, 2014.
- [106] G. St-Onge, I. Iacopini, V. Latora, A. Barrat, G. Petri, A. Allard, and L. Hébert-Dufresne, "Influential groups for seeding and sustaining nonlinear contagion in heterogeneous hypergraphs," *Journal of Communications Physics*, vol. 5, no. 1, pp. 1–16, 2022.
- [107] X. Yu, X. R. Y. Sun, Q. Gu, B. Sturt, U. Khandelwal, B. Norick, and J. Han, "Personalized entity recommendation: A heterogeneous information network approach," in *Proceedings of WSDM*, 2014, pp. 283–292.
- [108] H. Gui, J. Liu, F. Tao, M. Jiang, B. Norick, L. Kaplan, and J. Han, "Embedding learning with events in heterogeneous information networks," *IEEE transactions on knowledge and data engineering*, vol. 29, no. 11, pp. 2428–2441, 2017.
- [109] W.-L. Chiang, X. Liu, S. Si, Y. Li, S. Bengio, and C.-J. Hsieh, "Cluster-gcn: An efficient algorithm for training deep and large graph convolutional networks," in *Proceedings of SIGKDD*, "2019", pp. 257–266.
- [110] H. Chen, H. Yin, W. Wang, H. Wang, Q. V. H. Nguyen, and X. Li, "Pme: projected metric embedding on heterogeneous networks for link prediction," in *Proceedings of ACM KDD*, 2018, pp. 1177–1186.
- [111] L. Xu, X. Wei, J. Cao, and P. S. Yu, "Embedding of embedding (eoe) joint embedding for coupled heterogeneous networks," in *Proceedings of the tenth ACM international conference on web search and data mining*, "2017", pp. 741–749.
- [112] B. Hu, Y. Fang, and C. Shi, "Adversarial learning on heterogeneous information networks," in *Proceedings of ACM KDD*, 2019, pp. 120–129.
- [113] L. Hu, T. Yang, C. Shi, H. Ji, and X. Li, "Heterogeneous graph attention networks for semi-supervised short text classification," in *Proceedings of EMNLP*, 2019, pp. 4821–4830.
- [114] C. Shi, B. Hu, W. X. Zhao, and P. S. Yu, "Heterogeneous information network embedding for recommendation," *IEEE Transactions on Knowledge and Data Engineering*, vol. 31, no. 2, pp. 357–370, 2019.
- [115] Z. Chen, X. Li, and J. Bruna, "Supervised community detection with line graph neural networks," *arXiv preprint arXiv:1705.08415*, 2017.
- [116] J. Bruna, W. Zaremba, A. Szlam, and Y. LeCun, "Spectral networks and locally connected networks on graphs," in *Proceedings of ICLR*, "2013".
- [117] M. Defferrard, X. Bresson, and P. Vandergheynst, "Convolutional neural networks on graphs with fast localized spectral filtering," in *Proceedings of NIPS*, "2016", pp. 3844–3852.
- [118] B. Xu, H. Shen, Q. Cao, K. Cen, and X. Cheng, "Graph convolutional networks using heat kernel for semi-supervised learning," *arXiv preprint arXiv:2007.16002*, 2020.
- [119] J. Atwood and D. Towsley, "Diffusion-convolutional neural networks," in *Proceedings of NIPS*, "2016", pp. 1993–2001.
- [120] M. Niepert, M. Ahmed, and K. Kutzkov, "Learning convolutional neural networks for graphs," in *Proceedings of ICML*, "2016", pp. 2014–2023.
- [121] K. Xu, W. Hu, J. Leskovec, and S. Jegelka, "How powerful are graph neural networks?" in *Proceedings of ICLR*, "2019".
- [122] Y. Seo, M. D. Vandergheynst, and X. Bresson, "Structured sequence modeling with graph convolutional recurrent networks," in *Proceedings of*, 2018, pp. 362–373.
- [123] F. Manessi, R. ozza, and M. Manzo, "Dynamic graph convolutional networks," *Journal of Pattern Recognition*, vol. 97, p. 107000, 2020.
- [124] A. Taheri, K. Gimpel, and T. Berger-Wolf, "Learning to represent the evolution of dynamic graphs with recurrent models," in *Companion Proceedings of WWW*, "2019", pp. 301–307.
- [125] J. Ye, Z. Liu, B. Du, L. Sun, W. Li, Y. Fu, and H. Xiong, "Learning the evolutionary and multi-scale graph structure for multivariate time series forecasting," in *Proceedings of the 28th ACM SIGKDD Conference on Knowledge Discovery and Data Mining*, 2022, pp. 2296–2306.
- [126] Z. Shao, Z. Zhang, F. Wang, and Y. Xu, "Pre-training enhanced spatial-temporal graph neural network for multivariate time series forecasting," in *Proceedings of the 28th ACM SIGKDD Conference on Knowledge Discovery and Data Mining*, 2022, pp. 1567–1577.
- [127] J. Chen, X. Wang, and X. Xu, "Gc-lstm: Graph convolution embedded lstm for dynamic link prediction," *arXiv preprint arXiv:1812.04206*, 2018.
- [128] A. Pareja, G. Domeniconi, J. Chen, T. Ma, T. Suzumura, H. Kanezashi, T. Kaler, T. Schardl, and C. Leiserson, "Evolvegcn: Evolving graph convolutional networks for dynamic graphs," in *Proceedings of the AAAI Conference on Artificial Intelligence*, vol. 34, no. 04, 2020, pp. 5363–5370.
- [129] P. Goyal, S. R. Chhetri, and A. Canedo, "dyngraph2vec: Capturing network dynamics using dynamic graph representation learning," *Knowledge-Based Systems*, vol. 187, p. 104816, 2020.
- [130] Y. Ma, Z. Guo, Z. Ren, J. Tang, and D. Yin, "Streaming graph neural networks," in *Proceedings of ACM SIGIR*, "2020", pp. 719–728.
- [131] S. Kumar, X. Zhang, and J. Leskovec, "Predicting dynamic embedding trajectory in temporal interaction networks," in *Proceedings of SIGKDD*, "2019", pp. 1269–1278.
- [132] R. Trivedi, M. Farajtabar, P. Biswal, and H. Zha, "Dyrep: Learning representations over dynamic graphs," in *International conference on learning representations*, 2019.
- [133] R. Trivedi, H. Dai, Y. Wang, and L. Song, "Know-evolve: Deep temporal reasoning for dynamic knowledge graphs," in *Proceedings of ICML*. PMLR, "2017", pp. 3462–3471.
- [134] S. Sajadmanesh, S. Bazargani, J. Zhang, and H. R. Rabiee, "Continuous-time relationship prediction in dynamic heterogeneous information networks," *ACM Transactions on Knowledge Discovery from Data (TKDD)*, vol. 13, no. 4, pp. 1–31, 2019.
- [135] E. Rossi, B. Chamberlain, F. Frasca, D. Eynard, F. Monti, and M. Bronstein, "Temporal graph networks for deep learning on dynamic graphs," *arXiv preprint arXiv:2006.10637*, 2020.
- [136] L. Han, X. Ma, L. Sun, B. Du, Y. Fu, W. Lv, and H. Xiong, "Continuous-time and multi-level graph representation learning for origin-destination demand prediction," in *Proceedings of the 28th ACM SIGKDD Conference on Knowledge Discovery and Data Mining*, 2022, pp. 516–524.
- [137] M. Zhang, S. Wu, X. Yu, Q. Liu, and L. Wang, "Dynamic graph neural networks for sequential recommendation," *IEEE Transactions on Knowledge and Data Engineering*, 2022.
- [138] Z. Zhang, H. Lin, Y. Gao, and K. BNRist, "Dynamic hypergraph structure learning," in *Proceedings of IJCAI*, "2018", pp. 3162–3169.
- [139] J. Jiang, Y. Wei, Y. Feng, J. Cao, and Y. Gao, "Dynamic hypergraph neural networks," in *Proceedings of IJCAI*, "2019", pp. 2635–2641.
- [140] X. Zhu, S. Zhang, Y. Zhu, P. Zhu, and Y. Gao, "Unsupervised spectral feature selection with dynamic hyper-graph learning," *IEEE Transactions on Knowledge and Data Engineering*, 2020.
- [141] S. Liu, P. Lv, Y. Zhang, J. Fu, J. Cheng, W. Li, B. Zhou, and M. Xu, "Semi-dynamic hypergraph neural network for 3d pose estimation," in *IJCAI*, 2020, pp. 782–788.
- [142] B. Wang, Y. Sun, Z. Sun, L. D. Nguyen, and T. Q. Duong, "Uav-assisted emergency communications in social iot: A dynamic hypergraph coloring approach," *IEEE Internet of Things Journal*, vol. 7, no. 8, pp. 7663–7677, 2020.
- [143] J. Wang, Y. Zhang, Y. Wei, Y. Hu, X. Piao, and B. Yin, "Metro passenger flow prediction via dynamic hypergraph convolution networks," *IEEE Transactions on Intelligent Transportation Systems*, vol. 22, no. 12, pp. 7891–7903, 2021.
- [144] G. Jeh and J. Widom, "Simrank: a measure of structural-context similarity," in *Proceedings of KDD*, "2002", pp. 538–543.
- [145] D. Koutra, H. Tong, and D. Lubensky, "Big-align: Fast bipartite graph alignment," in *Proceedings of IEEE*, "2013", pp. 389–398.
- [146] X. Jin, C. X. Lin, J. Luo, and J. Han, "Socialspanguard: A data mining-based spam detection system for social media networks," *Journal of the VLDB Endowment*, vol. 4, no. 12, pp. 1458–1461, 2011.
- [147] J. Zhang and S. Y. Philip, "Multiple anonymized social networks alignment," in *Proceedings of IEEE*, "2015", pp. 599–608.
- [148] D. Zhou, S. A. Orshanskiy, H. Zha, and C. L. Giles, "Co-ranking authors and documents in a heterogeneous network," in *Proceedings of ICDM*, "2007", pp. 739–744.
- [149] L. Liu, J. Tang, J. Han, M. Jiang, and S. Yang, "Mining topic-level influence in heterogeneous networks," in *Proceedings of ACM*, "2010", pp. 199–208.
- [150] C. Shi, C. Zhou, X. Kong, P. S. Yu, G. Liu, and B. Wang, "Heterocom: a semantic-based recommendation system in heterogeneous networks," in *Proceedings of KDD*, "2012", pp. 1552–1555.
- [151] C. Luo, R. Guan, Z. Wang, and C. Lin, "Hetpathmine: A novel transductive classification algorithm on heterogeneous information networks," in *Proceedings of ECIR*, "2014", pp. 210–221.
- [152] D. Zhang, J. Yin, X. Zhu, and C. Zhang, "User profile preserving social network embedding," in *Proceedings of IJCAI*, "2017", pp. 3378–3384.
- [153] L. Xu, X. Wei, J. Cao, and P. S. Yu, "On exploring semantic meanings of links for embedding social networks," in *Proceedings of the WWW*, 2018, pp. 479–488.

- [154] D. Marcheggiani and I. Titov, "Encoding sentences with graph convolutional networks for semantic role labeling," in *Proceedings of EMNLP*, "2017", pp. 1506–1515.
- [155] T. Long, R. Lowe, J. C. K. Cheung, and D. Precup, "Leveraging lexical resources for learning entity embeddings in multi-relational data," *Journal of arXiv preprint arXiv:1605.05416*, 2016.
- [156] S. Bourigault, C. Lagnier, S. Lamprier, L. Denoyer, and P. Gallinari, "Learning social network embeddings for predicting information diffusion," in *Proceedings of WSDM*, "2014", pp. 393–402.
- [157] T. Man, H. Shen, S. Liu, X. Jin, and X. Cheng, "Predict anchor links across social networks via an embedding approach," in *Proceedings of IJCAI*, "2016", pp. 1823–1829.
- [158] Y. Zhang, S. Gao, J. Pei, and H. Huang, "Improving social network embedding via new second-order continuous graph neural networks," in *Proceedings of SIGKDD*. New York, NY, USA: Association for Computing Machinery, 2022, p. 2515–2523.
- [159] T. M. Le and H. W. Lauw, "Probabilistic latent document network embedding," in *Proceedings of ICDM*, "2014", pp. 270–279.
- [160] G. Cui, J. Zhou, C. Yang, and Z. Liu, "Adaptive graph encoder for attributed graph embedding," in *Proceedings of SIGKDD*, "2020", pp. 976–985.
- [161] C. Park, D. Kim, J. Han, and H. Yu, "Unsupervised attributed multiplex network embedding," in *Proceedings of AAAI*, "2020", pp. 5371–5378.
- [162] B. Rozemberczki, C. Allen, and R. Sarkar, "Multi-scale attributed node embedding," *Journal of Complex Networks*, vol. 9, no. 2, 05 2021.
- [163] C. Aggarwal, G. He, and P. Zhao, "Edge classification in networks," in *Proceedings of ICDE*, 2016, pp. 1038–1049.
- [164] H. Deng, J. Han, B. Zhao, Y. Yu, and C. X. Lin, "Probabilistic topic models with biased propagation on heterogeneous information networks," in *Proceedings of KDD*, "2011", pp. 1271–1279.
- [165] L. Xu, X. Wei, J. Cao, and P. S. Yu, "Embedding of embedding (eoe): Joint embedding for coupled heterogeneous networks," in *Proceedings of WSDM*. Association for Computing Machinery, 2017, p. 741–749.
- [166] C. Shi, Z. Zhang, P. Luo, P. S. Yu, Y. Yue, and B. Wu, "Semantic path based personalized recommendation on weighted heterogeneous information networks," in *Proceedings of the 24th ACM International on Conference on Information and Knowledge Management*, 2015, pp. 453–462.
- [167] A. Neelakantan, B. Roth, and A. McCallum, "Compositional vector space models for knowledge base completion," *Journal of arXiv preprint arXiv:1504.06662*, 2015.
- [168] Y. Lin, Z. Liu, H. Luan, M. Sun, S. Rao, and S. Liu, "Modeling relation paths for representation learning of knowledge bases," in *Proceedings of EMNLP*, "2015", pp. 705–714.
- [169] K. Toutanova, X. V. Lin, W. tau Yih, H. Poon, and C. Quirk, "Compositional learning of embeddings for relation paths in knowledge base and text," in *Proceedings of AMACL*, "2016", pp. 434–1444.
- [170] R. Khasanova and P. Frossard, "Graph-based isometry invariant representation learning," in *Proceedings of ICML*, "2017", pp. 1847–1856.
- [171] R. Ying, J. You, C. Morris, X. Ren, W. L. Hamilton, and J. Leskovec, "Hierarchical graph representation learning with differentiable pooling," in *Proceedings of NIPS*, "2018", pp. 4801–4811.
- [172] R. Li, S. Wang, F. Zhu, and J. Huang, "Adaptive graph convolutional neural networks," in *Proceedings of AAAI*, "2018".
- [173] S. Pan, R. Hu, G. Long, J. Jiang, L. Yao, and C. Zhang, "Adversarially regularized graph autoencoder for graph embedding," in *Proceedings of IJCAI*, "2018", pp. 2609–2615.
- [174] Z. Guo, Y. Shen, A. K. Bashir, K. Yu, and J. C. wei Lin, "Graph embedding-based intelligent industrial decision for complex sewage treatment processes," *INT J INTELL SYST*, 2021.
- [175] Y. Li, W. Ouyang, B. Zhou, J. Shi, C. Zhang, and X. Wang, "Factorizable net: an efficient subgraph-based framework for scene graph generation," in *Proceedings of ECCV*. Springer, 2018, p. 346–363.
- [176] J. Yang, J. Lu, S. Lee, D. Batra, and D. Parikh, "Graph r-cnn for scene graph generation," in *Proceedings of ECCV*. Springer, 2018, pp. 690–706.
- [177] M. E. Newman, "Detecting community structure in networks," *Journal of The European physical journal B*, vol. 38, no. 2, pp. 321–330, 2004.
- [178] QianyiZhan, J. Zhang, S. Wang, P. S. Yu, and J. Xie, "Proceedings of influence maximization across partially aligned heterogenous social networks," in *Pacific-Asia conference on knowledge discovery and data mining*, "2015", pp. 58–69.
- [179] S. Pan, J. Wu, X. Zhu, G. Long, and C. Zhang, "Task sensitive feature exploration and learning for multitask graph classification," *Proceedings of IEEE Transactions on Neural Networks*, vol. 47, no. 3, pp. 744–758, 2017.
- [180] M. Zhang, Z. Cui, M. Neumann, and Y. Chen, "An end-to-end deep learning architecture for graph classification," in *Proceedings of AAAI*, "2018".
- [181] S. F. Mousavi, M. Safayani, A. Mirzaei, and H. Bahonar, "Hierarchical graph embedding in vector space by graph pyramid," *Proceedings of Pattern Recognition*, vol. 61, pp. 245–254, 2017.
- [182] Z. Peng, W. Huang, MinnanLuo, Q. Zheng, Y. Rong, T. Xu, , and J. Huang, "Graph representation learning via graphical mutual information maximization," in *Proceedings of WWW*, "2020", pp. 259–270.
- [183] T. Rocktäschel, S. Singh, and S. Riedel, "Injecting logical background knowledge into embeddings for relation extraction," in *Proceedings of NAACL*, "2015", pp. 1119–1129.
- [184] H. Liu, Y. Wu, and Y. Yang, "Analogical inference for multi-relational embeddings," in *Proceedings of ICML*. PMLR, "2017", pp. 2168–2178.
- [185] T. Trouillon, J. Welbl, S. Riedel, E. Gaussier, and G. Bouchard, "Complex embeddings for simple link prediction," in *Proceedings of ICML*, "2016", pp. 2071–2080.
- [186] R. Das, S. Dhuliawala, M. Zaheer, L. Vilnis, I. Durugkar, A. Krishnamurthy, A. Smola, and A. McCallum, "Go for a walk and arrive at the answer: Reasoning over paths in knowledge bases using reinforcement learning," *Journal of arXiv preprint arXiv:1711.05851*, 2017.
- [187] S. Cavallari, V. W. Zheng, H. Cai, K. C.-C. Chang, and E. Cambria, "Learning community embedding with community detection and node embedding on graphs," in *Proceedings of CIKM*, "2017", pp. 377–386.
- [188] H. Yao, F. Wu, J. Ke, X. Tang, Y. Jia, S. Lu, P. Gong, J. Ye, and Z. Li, "Deep multi-view spatial-temporal network for taxi demand prediction," in *Proceedings of AAAI*, 2018, p. 2588–2595.
- [189] K. Hassani and A. H. Khasahmadi, "Contrastive multi-view representation learning on graphs," in *Proceedings of ICML*, "2020", pp. 4116–4126.
- [190] M. Fey and J. E. Lenssen, "Fast graph representation learning with pytorch geometric," *Journal of arXiv preprint arXiv:1903.02428*, 2019.
- [191] J. Cao, X. Lin, S. Guo, L. Liu, T. Liu, and B. Wang, "Bipartite graph embedding via mutual information maximization," in *Proceedings of the WSDM*, 2021, pp. 635–643.
- [192] T. N. Kipf and M. Welling, "Semi-supervised classification with graph convolutional networks," in *Proceedings of ICLR*, "2016".
- [193] H. Wang, J. Wang, J. Wang, M. Zhao, W. Zhang, F. Zhang, X. Xie, and M. Guo, "Graphgan: Graph representation learning with generative adversarial nets," in *Proceedings of AAAI*, vol. 32, no. 1, "2018".
- [194] S. Cao, W. Lu, and Q. Xu, "Deep neural networks for learning graph representations," in *Proceedings of AAAI*, "2016", pp. 1145–1152.
- [195] C. Mavromatis and G. Karypis, "Graph infoclust: Leveraging cluster-level node information for unsupervised graph representation learning," *Journal of arXiv preprint arXiv:2009.06946*, 2020.
- [196] L. F. Ribeiro, P. H. Saverese, and D. R. Figueiredo, "Struc2vec: Learning node representations from structural identity," in *Proceedings of KDD*, "2017", pp. 385–394.
- [197] X. Huang, J. Li, and X. Hu, "Label informed attributed network embedding," in *Proceedings of WSDM*, "2017", pp. 731–739.
- [198] K. Sun, Z. Lin, and Z. Zhu, "Multi-stage self-supervised learning for graph convolutional networks on graphs with few labeled nodes," in *Proceedings of AAAI*, "2020", pp. 5892–5899.
- [199] Y. You, T. Chen, Z. Wang, and Y. Shen, "When does self-supervision help graph convolutional networks?" in *Proceedings of ICML*, "2020", pp. 10871–10880.
- [200] D. Zhou, J. Huang, and B. Schölkopf, "Learning with hypergraphs: Clustering, classification, and embedding," *Journal of Advances in neural information processing systems*, vol. 19, pp. 1601–1608, 2006.
- [201] S. Fortunato, "Community detection in graphs," *Journal of Physics reports*, vol. 486, no. 3-5, pp. 75–174, 2010.
- [202] S. Bhagat, G. Cormode, and S. Muthukrishnan, "Node classification in social networks," in *Proceedings of SNDA*, "2011", pp. 115–148.
- [203] S. White and P. Smyth, "A spectral clustering approach to finding communities in graphs," in *Proceedings of SIAM*. SIAM, "2005", pp. 274–285.
- [204] J. Leskovec and J. Mcauley, "Learning to discover social circles in ego networks," in *Proceedings of NIPS*, vol. 25, 2012.
- [205] C. H. Ding, X. He, H. Zha, M. Gu, and H. D. Simon, "A min-max cut algorithm for graph partitioning and data clustering," in *Proceedings of IEEE*, "2001", pp. 107–114.
- [206] Z. Wang, C. Du, J. Fan, and Y. Xing, "Ranking influential nodes in social networks based on node position and neighborhood," *Neurocomputing*, vol. 260, pp. 466–477, 2017.
- [207] S. Lee, S. Park, M. Kahng, and S.-g. Lee, "Pathrank: A novel node ranking measure on a heterogeneous graph for recommender systems,"

- in *Proceedings of the 21st ACM international conference on Information and knowledge management*, 2012, pp. 1637–1641.
- [208] A. C. Gilbert and K. Levchenko, “Compressing network graphs,” in *Proceedings of ACM*, “2004”.
- [209] Y. Dong, J. Kang, H. Tong, and J. Li, “Individual fairness for graph neural networks: A ranking based approach,” in *Proceedings of the KDD*, 2021, pp. 300–310.
- [210] R. Singh, J. Xu, and B. Berger, “Pairwise global alignment of protein interaction networks by matching neighborhood topology,” in *Proceedings of RECOMB*, “2007”, pp. 16–31.
- [211] H. Huang, A. Zubiaga, H. Ji, H. Deng, D. Wang, H. Le, T. Abdelzaher, J. Han, A. Leung, J. Hancock *et al.*, “Tweet ranking based on heterogeneous networks,” in *Proceedings of COLING 2012*, “2012”, pp. 1239–1256.
- [212] Y. Li, C. Shi, S. Y. Philip, and Q. Chen, “How to draw a planar graph on a grid,” in *Proceedings of International Conference on Web-Age Information Management*, 2014, pp. 553–565.
- [213] J. McAuley, R. Pandey, and J. Leskovec, “Inferring networks of substitutable and complementary products,” in *Proceedings of KDD*, “2015”, pp. 785–794.
- [214] M. Pirouz, “Optimized ranking-based community detection,” in *2021 International Conference on Computational Science and Computational Intelligence (CSCI)*. IEEE, 2021, pp. 1406–1409.
- [215] Z. Tianming, G. Yunjun, Z. Baihua, C. Lu, W. Shiting, and G. Wei, “Towards distributed node similarity search on graphs,” *World Wide Web*, vol. 23, no. 6, pp. 3025–3053, 2020.
- [216] C. Shi, X. Kong, Y. Huang, S. Y. Philip, and B. Wu, “Hetesim: A general framework for relevance measure in heterogeneous networks,” *Proceedings of IEEE*, vol. 26, no. 10, pp. 2479–2492, 2014.
- [217] Y. Xiong, Y. Zhu, and S. Y. Philip, “Top-k similarity join in heterogeneous information networks,” *Journal of IEEE Transactions on Knowledge and Data Engineering*, vol. 27, no. 6, pp. 1710–1723, 2014.
- [218] N. Natarajan and I. S. Dhillon, “Inductive matrix completion for predicting gene–disease associations,” *Journal of Bioinformatics*, vol. 30, no. 12, pp. i60–i68, 2014.
- [219] W. Litian, H. Wenhui, Z. Tong, Y. Shanshan, Z. Xiaoya, and L. Xueyang, “Node similarity-based search method for medical insurance heterogeneous information network,” in *2022 IEEE 8th Intl Conference on Big Data Security on Cloud (BigDataSecurity), IEEE Intl Conference on High Performance and Smart Computing (HSPC) and IEEE Intl Conference on Intelligent Data and Security (IDS)*. IEEE, 2022, pp. 174–179.
- [220] B. Cao, X. Kong, and S. Y. Philip, “Collective prediction of multiple types of links in heterogeneous information networks,” in *Proceedings of IEEE*. IEEE, “2014”, pp. 50–59.
- [221] W. Jin, T. Derr, Y. Wang, Y. Ma, Z. Liu, and J. Tang, “Node similarity preserving graph convolutional networks,” in *Proceedings of the 14th ACM international conference on web search and data mining*, 2021, pp. 148–156.
- [222] A. Saxena, G. Fletcher, and M. Pechenizkiy, “Nodesim: node similarity based network embedding for diverse link prediction,” *EPJ Data Science*, vol. 11, no. 1, p. 24, 2022.
- [223] D. Liben-Nowell and J. Kleinberg, “The link prediction problem for social networks,” in *Proceedings of CIKM*, “2003”, pp. 556–559.
- [224] K. Abbas, A. Abbasi, S. Dong, L. Niu, L. Yu, B. Chen, S.-M. Cai, and Q. Hasan, “Application of network link prediction in drug discovery,” *BMC bioinformatics*, vol. 22, no. 1, pp. 1–21, 2021.
- [225] A. Clauset, C. Moore, and M. E. Newman, “Hierarchical structure and the prediction of missing links in networks,” *Journal of Nature*, vol. 453, no. 7191, pp. 98–101, 2008.
- [226] R. N. Lichtenwalter, J. T. Lussier, and N. V. Chawla, “New perspectives and methods in link prediction,” in *Proceedings of the KDD*, 2010, pp. 243–252.
- [227] Z. Zhu, Z. Zhang, L.-P. Xhonneux, and J. Tang, “Neural bellman-ford networks: A general graph neural network framework for link prediction,” *Advances in Neural Information Processing Systems*, vol. 34, pp. 29 476–29 490, 2021.
- [228] A. Bordes, N. Usunier, A. Garcia-Duran, J. Weston, and O. Yakhnenko, “Translating embeddings for modeling multi-relational data,” *neural information processing systems*, 2013.
- [229] K. Berahmand, E. Nasiri, M. Rostami, and S. Forouzandeh, “A modified deepwalk method for link prediction in attributed social network,” *Computing*, vol. 103, no. 10, pp. 2227–2249, 2021.
- [230] A. Kumari, R. K. Behera, K. S. Sahoo, A. Nayyar, A. Kumar Luhach, and S. Prakash Sahoo, “Supervised link prediction using structured-based feature extraction in social network,” *Concurrency and Computation: practice and Experience*, vol. 34, no. 13, p. e5839, 2022.
- [231] W. Chen, Y. Wang, and S. Yang, “Efficient influence maximization in social networks,” in *Proceedings of the 15th ACM SIGKDD International Conference on Knowledge Discovery and Data Mining*, 2009, p. 199–208.
- [232] E. Cohen, D. Delling, T. Pajor, and R. F. Werneck, “Sketch-based influence maximization and computation: Scaling up with guarantees,” *conference on information and knowledge management*, 2014.
- [233] C. Wang, W. Chen, and Y. Wang, “Scalable influence maximization for independent cascade model in large-scale social networks,” *Data Mining and Knowledge Discovery*, 2012.
- [234] W. Chen, Y. Yuan, and L. Zhang, “Scalable influence maximization in social networks under the linear threshold model,” in *ICDM 2010, The 10th IEEE International Conference on Data Mining, Sydney, Australia, 14-17 December 2010*, “2011”.
- [235] X. He, G. Song, W. Chen, and Q. Jiang, “Influence blocking maximization in social networks under the competitive linear threshold model,” *siam international conference on data mining*, 2012.
- [236] A. Bozorgi, S. Samet, J. Kwisthout, and T. Wareham, “Community-based influence maximization in social networks under a competitive linear threshold model,” *Knowledge Based Systems*, 2017.
- [237] M. Xie, Q. Yang, Q. Wang, G. Cong, and G. de Melo, “Dynadiffuse: a dynamic diffusion model for continuous time constrained influence maximization,” *national conference on artificial intelligence*, 2015.
- [238] W. Li, K. Zhong, J. Wang, and D. Chen, “A dynamic algorithm based on cohesive entropy for influence maximization in social networks,” *Expert Systems With Applications*, 2021.
- [239] H. T. Nguyen, M. T. Thai, and T. N. Dinh, “Stop-and-stare: Optimal sampling algorithms for viral marketing in billion-scale networks,” in *the 2016 International Conference*, 2016.
- [240] M. Newman and M. Girvan, “Finding and evaluating community structure in networks,” *Physical Review E*, 2004.
- [241] D. Jin, Z. Liu, W. Li, D. He, and W. Zhang, “Graph convolutional networks meet markov random fields: Semi-supervised community detection in attribute networks,” *national conference on artificial intelligence*, 2019.
- [242] Z. Chen, L. Li, and J. Bruna, “Supervised community detection with line graph neural networks,” *Learning*, 2019.
- [243] S. Gregory, “An algorithm to find overlapping community structure in networks,” *european conference on machine learning*, 2007.
- [244] O. Shchur and S. Günnemann, “Overlapping community detection with graph neural networks,” *arXiv: Learning*, 2018.
- [245] Y. Jia, Q. Zhang, W. Zhang, and X. Wang, “Communitygan: Community detection with generative adversarial nets,” *the web conference*, 2019.
- [246] C. Tantipathananandh, T. Y. Berger-Wolf, and D. Kempe, “A framework for community identification in dynamic social networks,” *knowledge discovery and data mining*, 2007.
- [247] A. Anagnostopoulos, J. Lkacki, S. Lattanzi, S. Leonardi, and M. Mhadian, “Community detection on evolving graphs,” *neural information processing systems*, 2016.
- [248] J. Leskovec and J. McAuley, “Learning to discover social circles in ego networks,” *neural information processing systems*, 2012.
- [249] S. Shirazi, A. Albadvi, E. Akhondzadeh, F. Farzadfar, and B. Teimourpour, “A new application of community detection for identifying the real specialty of physicians,” *International Journal of Medical Informatics*, 2020.
- [250] R. Ying, J. You, C. Morris, X. Ren, W. L. Hamilton, and J. Leskovec, “Hierarchical graph representation learning with differentiable pooling,” *neural information processing systems*, 2018.
- [251] W. L. Hamilton, Z. Ying, and J. Leskovec, “Inductive representation learning on large graphs,” *neural information processing systems*, 2017.
- [252] M. Zhang, Z. Cui, M. Neumann, and Y. Chen, “An end-to-end deep learning architecture for graph classification,” *national conference on artificial intelligence*, 2018.
- [253] H. Peng, J. Li, Q. Gong, Y. Ning, S. Wang, and L. He, “Motif-matching based subgraph-level attentional convolutional network for graph classification,” *national conference on artificial intelligence*, 2020.
- [254] M. Simonovsky and N. Komodakis, “Dynamic edge-conditioned filters in convolutional neural networks on graphs,” in *2017 IEEE Conference on Computer Vision and Pattern Recognition (CVPR)*, 2017, pp. 29–38.
- [255] J. Zeng and P. Xie, “Contrastive self-supervised learning for graph classification,” *national conference on artificial intelligence*, 2020.
- [256] C. Gallicchio and A. Micheli, “Fast and deep graph neural networks,” *national conference on artificial intelligence*, 2019.
- [257] J. B. Lee, R. A. Rossi, and X. Kong, “Graph classification using structural attention,” *knowledge discovery and data mining*, 2018.
- [258] Q. Sun, H. Peng, J. Li, J. Wu, Y. Ning, P. S. Yu, and L. He, “Sugar: Sub-graph neural network with reinforcement pooling and self-supervised

- mutual information mechanism,” *Proceedings of the Web Conference 2021*, 2021.
- [259] S. Martin and K. Nikos, “Dynamic edge-conditioned filters in convolutional neural networks on graphs,” *IEEE Conference Proceedings*, 2017.
- [260] A. Fout, J. Byrd, B. Shariat, and A. Ben-Hur, “Protein interface prediction using graph convolutional networks,” *neural information processing systems*, 2017.
- [261] Z. Xiong, D. Wang, X. Liu, F. Zhong, X. Wan, X. Li, Z. Li, X. Luo, K. Chen, H. Jiang, and M. Zheng, “Pushing the boundaries of molecular representation for drug discovery with the graph attention mechanism,” *Journal of Medicinal Chemistry*, 2020.
- [262] A. Ahmed, N. Shervashidze, S. Narayanamurthy, V. Josifovski, and A. J. Smola, “Distributed large-scale natural graph factorization,” in *Proceedings of WWW*, ’2013”, pp. 37–48.
- [263] M. Ou, P. C. J. Pei, Z. Zhang, and Wenwu, “Asymmetric transitivity preserving graph embedding,” in *Proceedings of KDD*, ’2016”, pp. 1105–1114.
- [264] T. Mikolov, K. Chen, G. Corrado, and J. Dean, “Efficient estimation of word representations in vector space,” *Journal of arXiv preprint arXiv:1301.3781*, 2013.
- [265] B. Perozzi, R. Al-Rfou, and S. Skiena, “Deepwalk: Online learning of social representations,” in *Proceedings of KDD*, ’2014”, pp. 701–710.
- [266] N. Lao and W. W. Cohen, “Relational retrieval using a combination of path-constrained random walks,” *Journal of Machine learning*, vol. 81, no. 1, pp. 53–67, 2010.
- [267] C. Zhou, Y. Liu, X. Liu, Z. Liu, and J. Gao, “Scalable graph embedding for asymmetric proximity,” in *Proceedings of AAAI Conference on Artificial Intelligence*, 2017.
- [268] Y. Zhou, C. Wu, and L. Tan, “Biased random walk with restart for link prediction with graph embedding method,” *Physica A: Statistical Mechanics and Its Applications*, vol. 570, p. 125783, 2021.
- [269] C. Yang, Z. Liu, D. Zhao, M. Sun, and E. Y. Chang, “Network representation learning with rich text information,” in *Proceedings of IJCAI*, ’2015”, pp. 2111–2117.
- [270] D. Wang, P. Cui, and W. Zhu, “Structural deep network embedding,” in *Proceedings of KDD*, ’2016”, pp. 1225–1234.
- [271] P. Velickovic, W. Fedus, W. L. Hamilton, P. Li, Y. Bengio, and R. D. Hjelm, “Deep graph infomax,” in *Proceedings of ICLR*, ’2019”.
- [272] K. Tu, P. Cui, X. Wang, P. S. Yu, and W. Zhu, “Deep recursive network embedding with regular equivalence,” in *Proceedings of KDD*, ’2018”, pp. 2357–2366.
- [273] M. Simonovsky and author Nikos Komodakis, “Graphvae: Towards generation of small graphs using variational autoencoders,” in *Proceedings of ICANN*. Springer, ’2018”, pp. 412–422.
- [274] T. Ma, J. Chen, and C. Xiao, “Constrained generation of semantically valid graphs via regularizing variational autoencoders,” in *Proceedings of NIPS*, ’2018”, pp. 7113–7124.
- [275] N. D. Cao and T. Kipf, “Molgan: An implicit generative model for small molecular graphs,” *Journal of arXiv preprint arXiv:1805.11973*, 2018.
- [276] I. Gulrajani, F. Ahmed, M. Arjovsky, V. Dumoulin, and A. Courville, “Improved training of wasserstein gans,” in *Proceedings of NIPS*, ’2017”, pp. 5767–5777.
- [277] W. Feng, J. Zhang, Y. Dong, Y. Han, H. Luan, Q. Xu, Q. Yang, E. Kharlamov, and J. Tang, “Graph random neural networks for semi-supervised learning on graphs,” *Advances in neural information processing systems*, vol. 33, pp. 22 092–22 103, 2020.
- [278] M. A. Hasan, V. Chaoji, S. Salem, and M. Zaki, “Link prediction using supervised learning,” in *SDM06: workshop on link analysis, counterterrorism and security*, vol. 30, 2006, pp. 798–805.
- [279] F. Errica, M. Podda, D. Bacciu, and A. Micheli, “A fair comparison of graph neural networks for graph classification,” in *Proceedings of ICLR*, ’2019”.
- [280] L. Zhao, X. Peng, Y. Tian, M. Kapadia, and D. N. Metaxas, “Semantic graph convolutional networks for 3d human pose regression,” in *Proceedings of the IEEE/CVF conference on computer vision and pattern recognition*, 2019, pp. 3425–3435.
- [281] D. Zhou, J. Huang, and B. Scholkopf, “Learning from labeled and unlabeled data on a directed graph,” in *Proceedings of the 22nd international conference on Machine learning*, 2005, pp. 1036–1043.
- [282] F. Hu, Y. Zhu, S. Wu, L. Wang, and T. Tan, “Semi-supervised node classification via hierarchical graph convolutional networks,” *arXiv preprint arXiv:1902.06667*, 2019.
- [283] A. Rahimi, T. Cohn, and T. Baldwin, “Semi-supervised user geolocation via graph convolutional networks,” in *Proceedings of ACL*, ’2018”, pp. 2009–2019.
- [284] S. Wan, S. Pan, J. Yang, and C. Gong, “Contrastive and generative graph convolutional networks for graph-based semi-supervised learning,” in *Proceedings of AAAI*, ’2021”.
- [285] B. Jiang, Z. Zhang, D. Lin, J. Tang, and B. Luo, “Semi-supervised learning with graph learning-convolutional networks,” in *Proceedings of CVPR*, 2019, pp. 11 313–11 320.
- [286] N. Lee, J. Lee, and C. Park, “Augmentation-free self-supervised learning on graphs,” in *Proceedings of AAAI*, vol. 36, no. 7, 2022, pp. 7372–7380.
- [287] Y. Wang and J. M. Solomon, “Prnet: Self-supervised learning for partial-to-partial registration,” in *Proceedings of NIPS*, vol. 32, 2019.
- [288] Z. Hu, Y. Dong, K. Wang, K.-W. Chang, and Y. Sun, “Gpt-gnn: Generative pre-training of graph neural networks,” in *Proceedings of SIGKDD*, ’2020”, pp. 1857–1867.
- [289] G. Kahn, A. Villafior, B. Ding, P. Abbeel, and S. Levine, “Self-supervised deep reinforcement learning with generalized computation graphs for robot navigation,” in *Proceedings of ICRA*. IEEE, 2018, pp. 5129–5136.
- [290] J.-B. Alayrac, A. Rezacens, R. Schneider, R. Arandjelović, J. Ramapuram, J. D. Fauw, L. Smaira, S. Dieleman, and A. Zisserman, “Self-supervised multimodal versatile networks,” vol. 33, pp. 25–37, 2020.
- [291] X. Wang, N. Liu, H. Han, and C. Shi, “Self-supervised heterogeneous graph neural network with co-contrastive learning,” in *Proceedings of SIGKDD*, 2021, pp. 1726–1736.
- [292] Y. Ding, J. Zhuang, P. Ding, and M. Jia, “Self-supervised pretraining via contrast learning for intelligent incipient fault detection of bearings,” *Journal of Reliability Engineering & System Safety*, vol. 218, p. 108126, 2022.
- [293] P. Veličković, W. Fedus, W. L. Hamilton, P. Li, Y. Bengio, and R. D. Hjelm, “Deep graph infomax,” *Journal of arXiv preprint arXiv:1809.10341*, 2018.
- [294] A. Goodge, B. Hooi, S.-K. Ng, and W. S. Ng, “Lunar: Unifying local outlier detection methods via graph neural networks,” in *Proceedings of AAAI*, vol. 36, no. 6, 2022, pp. 6737–6745.
- [295] R. Socher, D. Chen, C. D. Manning, and A. Y. Ng, “Reasoning with neural tensor networks for knowledge base completion,” *neural information processing systems*, 2013.
- [297] Y. Zhu, Y. Xu, F. Yu, Q. Liu, S. Wu, and L. Wang, “Graph contrastive learning with adaptive augmentation,” in *Proceedings of WWW*, ’2021”.
- [298] S. Lin, C. Liu, P. Zhou, Z.-Y. Hu, S. Wang, R. Zhao, Y. Zheng, L. Lin, E. Xing, and X. Liang, “Prototypical graph contrastive learning,” *Journal of IEEE Transactions on Neural Networks and Learning Systems*, 2022.
- [299] J. Park, M. Lee, H. J. Chang, K. Lee, and J. Y. Choi, “Symmetric graph convolutional autoencoder for unsupervised graph representation learning,” in *Proceedings of ICCV*, ’2019”, pp. 6519–6528.
- [300] Y. Zhou, H. Cheng, and J. X. Yu, “Graph clustering based on structural/attribute similarities,” *Journal of VLDB Endowment*, vol. 2, no. 1, pp. 718–729, 2009.
- [301] T. Kipf, E. Fetaya, K.-C. Wang, M. Welling, and R. Zemel, “Neural relational inference for interacting systems,” in *Proceedings of ICML*, ’2018”, pp. 2688–2697.
- [302] D. Zhu, P. Cui, D. Wang, and W. Zhu, “Deep variational network embedding in wasserstein space,” in *Proceedings of ACM KDD*, ’2018”, pp. 2827–2836.
- [303] J. Tang and H. Liu, “Unsupervised feature selection for linked social media data,” in *Proceedings of KDD*, ’2012”, pp. 904–912.
- [304] M. Girvan and M. E. Newman, “Community structure in social and biological networks,” *Journal of the national academy of sciences*, vol. 99, no. 12, pp. 7821–7826, 2002.
- [305] X. Wan, X. Wu, D. Wang, X. Tan, X. Liu, Z. Fu, H. Jiang, M. Zheng, and X. Li, “An inductive graph neural network model for compound–protein interaction prediction based on a homogeneous graph,” *Journal of Briefings in Bioinformatics*, vol. 23, no. 3, p. bbac073, 2022.
- [306] Z. Wen and Y. Fang, “Trend: Temporal event and node dynamics for graph representation learning,” in *Proceedings of ACM*, 2022, pp. 1159–1169.
- [307] W. Huang, T. Zhang, Y. Rong, and J. Huang, “Adaptive sampling towards fast graph representation learning,” in *Proceedings of NIPS*, ’2018”, p. 4563–4572.
- [308] B. Rath, A. Salecha, and J. Srivastava, “Detecting fake news spreaders in social networks using inductive representation learning,” in *Proceedings of ASONAM*. IEEE, 2020, pp. 182–189.
- [309] I. Chami, R. Ying, C. Ré, and J. Leskovec, “Hyperbolic graph convolutional neural networks,” *Proceedings of Advances in neural information processing systems*, vol. 32, no. 4869, 2019.

- [310] K. Teru, E. Denis, and W. Hamilton, “Inductive relation prediction by subgraph reasoning,” in *Proceedings of ICML*. PMLR, 2020, pp. 9448–9457.
- [311] Y. Wu, D. Zhuang, A. Labbe, and L. Sun, “Inductive graph neural networks for spatiotemporal kriging,” in *Proceedings of the AAAI*, vol. 35, no. 5, 2021, pp. 4478–4485.
- [312] Q. Lin, J. Liu, F. Xu, Y. Pan, Y. Zhu, L. Zhang, and T. Zhao, “Incorporating context graph with logical reasoning for inductive relation prediction,” in *Proceedings of ACM SIGIR*, 2022, pp. 893–903.
- [313] P. Velickovic, G. Cucurull, A. Casanova, A. Romero, P. Lio, and Y. Bengio, “Graph attention networks,” in *Proceedings of ICLR*, “2018”.
- [314] H. Gao and S. Ji, “Graph u-nets,” in *Proceedings of ICML*, “2019”, pp. 2083–2092.
- [315] H. Gao, Z. Wang, and S. Ji, “Large-scale learnable graph convolutional networks,” in *Proceedings of KDD*, “2018”, pp. 1416–1424.
- [316] Z. Liu, C. Chen, L. Li, J. Zhou, X. Li, L. Song, and Y. Qi, “Geniepath: Graph neural networks with adaptive receptive paths,” in *Proceedings of AAAI*, 2019.
- [317] Y. Chen, L. Wu, and M. Zaki, “Iterative deep graph learning for graph neural networks: Better and robust node embeddings,” *Journal of Advances in neural information processing systems*, vol. 33, pp. 19314–19326, 2020.
- [318] D. Kim and A. Oh, “How to find your friendly neighborhood: Graph attention design with self-supervision,” in *Proceedings of ICLR*, “2020”.
- [319] A. Kazi, L. Cosmo, S.-A. Ahmadi, N. Navab, and M. Bronstein, “Differentiable graph module (dgm) for graph convolutional networks,” *Journal of IEEE Transactions on Pattern Analysis and Machine Intelligence*, pp. 1–1, 2022.
- [320] A.-L. Barabási and R. Albert, “Emergence of scaling in random networks,” *Journal of science*, vol. 286, no. 5439, pp. 509–512, 1999.
- [321] M. E. Newman and M. Girvan, “Finding and evaluating community structure in networks,” *Journal of Physical review E*, vol. 69, no. 2, 2004.
- [322] M. E. Newman, “Finding community structure in networks using the eigenvectors of matrices,” *Journal of Physical review E*, vol. 74, no. 3, p. 036104, 2006.
- [323] A. Bordes, N. Usunier, A. Garcia-Duran, J. Weston, and O. Yakhnenko, “Translating embeddings for modeling multi-relational data,” *Journal of Advances in neural information processing systems*, vol. 26, 2013.
- [324] J. Tang, M. Qu, M. Wang, M. Zhang, J. Yan, and Q. Mei, “Line: Large-scale information network embedding,” in *Proceedings of WWW*, “2015”, pp. 1067–1077.
- [325] S. Yan, D. Xu, B. Zhang, H.-J. Zhang, Q. Yang, and S. Lin, “Graph embedding and extensions: A general framework for dimensionality reduction,” *Journal of IEEE transactions on pattern analysis and machine intelligence*, vol. 29, no. 1, pp. 40–51, 2006.
- [326] J. Gilmer, S. S. Schoenholz, P. F. Riley, O. Vinyals, and G. E. Dahl, “Neural message passing for quantum chemistry,” in *Proceedings of ICML*, “2017”, pp. 1263–1272.
- [327] L. A. Adamic and E. Adar, “Friends and neighbors on the web,” *Journal of Social networks*, vol. 25, no. 3, pp. 211–230, 2003.
- [328] D. I. Shuman, S. K. Narang, P. Frossard, A. Ortega, and P. Vandergheynst, “The emerging field of signal processing on graphs: Extending high-dimensional data analysis to networks and other irregular domains,” *Proceedings of IEEE Signal Processing Magazine*, vol. 30, no. 3, pp. 83–98, 2013.
- [329] Z. Wang, J. Zhang, J. Feng, and Z. Chen, “Knowledge graph and text jointly embedding,” in *Proceedings of EMNLP*, “2014”, pp. 1591–1601.
- [330] W. Fan, Y. Ma, Q. Li, Y. He, E. Zhao, J. Tang, and D. Yin, “Graph neural networks for social recommendation,” in *Proceedings of WWW*, 2019, pp. 417–426.
- [331] Y. Dong, J. Tang, S. Wu, J. Tian, N. V. Chawla, J. Rao, and H. Cao, “Link prediction and recommendation across heterogeneous social networks,” in *Proceedings of IEEE*, “2012”, pp. 181–190.
- [332] J. Yu, H. Yin, J. Li, Q. Wang, N. Q. V. Hung, and X. Zhang, “Self-supervised multi-channel hypergraph convolutional network for social recommendation,” in *Proceedings of the Web Conference 2021*, 2021, pp. 413–424.
- [333] Y. Yang, C. Huang, L. Xia, Y. Liang, Y. Yu, and C. Li, “Multi-behavior hypergraph-enhanced transformer for sequential recommendation,” in *Proceedings of the 28th ACM SIGKDD Conference on Knowledge Discovery and Data Mining*, 2022, pp. 2263–2274.
- [334] L. Xia, C. Huang, and C. Zhang, “Self-supervised hypergraph transformer for recommender systems,” in *Proceedings of the 28th ACM SIGKDD Conference on Knowledge Discovery and Data Mining*, 2022, pp. 2100–2109.
- [335] W. Song, Z. Xiao, Y. Wang, L. Charlin, M. Zhang, and J. Tang, “Session-based social recommendation via dynamic graph attention networks,” in *Proceedings of ICDM*, 2019, pp. 555–563.
- [336] R. Ye, Y. Hou, T. Lei, Y. Zhang, Q. Zhang, J. Guo, H. Wu, and H. Luo, “Dynamic graph construction for improving diversity of recommendation,” in *Fifteenth ACM Conference on Recommender Systems*, 2021, pp. 651–655.
- [337] H. Liu, C. Zheng, D. Li, Z. Zhang, K. Lin, X. Shen, N. N. Xiong, and J. Wang, “Multi-perspective social recommendation method with graph representation learning,” *Neurocomputing*, vol. 468, pp. 469–481, 2022.
- [338] J. Yu, H. Yin, X. Xia, T. Chen, L. Cui, and Q. V. H. Nguyen, “Are graph augmentations necessary? simple graph contrastive learning for recommendation,” in *Proceedings of the 45th International ACM SIGIR Conference on Research and Development in Information Retrieval*, 2022, pp. 1294–1303.
- [339] H. Peng, J. Li, Y. He, Y. Liu, M. Bao, L. Wang, Y. Song, and Q. Yang, “Large-scale hierarchical text classification with recursively regularized deep graph-cnn,” in *Proceedings of WWW*, “2018”, pp. 1063–1072.
- [340] L. Yao, C. Mao, and Y. Luo, “Graph convolutional networks for text classification,” “2019”, pp. 7370–7377.
- [341] Y. Lin, Y. Meng, X. Sun, Q. Han, K. Kuang, J. Li, and F. Wu, “Bertgen: Transductive text classification by combining gc and bert,” *arXiv preprint arXiv:2105.05727*, 2021.
- [342] L. Zhang, J. Ding, Y. Xu, Y. Liu, and S. Zhou, “Weakly-supervised text classification based on keyword graph,” *arXiv preprint arXiv:2110.02591*, 2021.
- [343] Y. Zhao, L. Wang, C. Wang, H. Du, S. Wei, H. Feng, Z. Yu, and Q. Li, “Multi-granularity heterogeneous graph attention networks for extractive document summarization,” *Neural Networks*, vol. 155, pp. 340–347, 2022.
- [344] L. Song, Y. Zhang, Z. Wang, and D. Gildea, “N-ary relation extraction using graph state lstm,” in *Proceedings of arXiv preprint arXiv:1808.09101*, “2018”.
- [345] Y. Zhang, P. Qi, and C. D. Manning, “Graph convolution over runed dependency trees improves relation extraction,” in *Proceedings of arXiv preprint arXiv:1809.10185*, “2018”.
- [346] X. Xu, T. Gao, Y. Wang, and X. Xuan, “Event temporal relation extraction with attention mechanism and graph neural network,” *Tsinghua Science and Technology*, vol. 27, no. 1, pp. 79–90, 2021.
- [347] Y. Zhao, H. Feng, H. Zhou, Y. Yang, X. Chen, R. Xie, F. Zhuang, and Q. Li, “Eigat: Incorporating global information in local attention for knowledge representation learning,” *Knowledge-Based Systems*, vol. 237, p. 107909, 2022.
- [348] Y. Zhao, S. Wei, H. Du, X. Chen, Q. Li, F. Zhuang, J. Liu, and G. Kou, “Learning bi-typed multi-relational heterogeneous graph via dual hierarchical attention networks,” *IEEE Transactions on Knowledge & Data Engineering*, no. 01, pp. 1–12, 2022.
- [349] Y. Zhao, A. Zhang, R. Xie, K. Liu, and X. Wang, “Connecting embeddings for knowledge graph entity typing,” in *Proceedings of ACL*, 2020, pp. 6419–6428.
- [350] Y. Zhao, H. Zhou, A. Zhang, R. Xie, Q. Li, and F. Zhuang, “Connecting embeddings based on multiplex relational graph attention networks for knowledge graph entity typing,” *IEEE Transactions on Knowledge and Data Engineering*, 2022.
- [351] Z. Wang, J. Zhang, J. Feng, and Z. Chen, “Knowledge graph embedding by translating on hyperplanes,” in *Proceedings of AAAI*, 2014, pp. 1112–1119.
- [352] S. Liu, B. Grau, I. Horrocks, and E. Kostylev, “Indigo: Gnn-based inductive knowledge graph completion using pair-wise encoding,” *Advances in Neural Information Processing Systems*, vol. 34, pp. 2034–2045, 2021.
- [353] X. Zhang, A. Bosselut, M. Yasunaga, H. Ren, P. Liang, C. D. Manning, and J. Leskovec, “Greaselm: Graph reasoning enhanced language models for question answering,” *arXiv preprint arXiv:2201.08860*, 2022.
- [354] D. Teney, L. Liu, and A. van den Hengel, “Graph-structured representations for visual question answering,” in *Proceedings of CVPR*, “2017”, pp. 3233–3241.
- [355] M. Narasimhan, S. Lazebnik, and A. G. Schwing, “Out of the box: Reasoning with graph convolution nets for factual visual question answering,” in *Proceedings of NeurIPS*, “2018”, pp. 2655–2666.
- [356] J. Johnson, A. Gupta, and L. Fei-Fei, “Image generation from scene graphs,” in *Proceedings of IEEE*, “2018”, pp. 1219–1228.
- [357] H. Zhang, X. Shang, H. Luan, M. Wang, and T.-S. Chua, “Learning from collective intelligence: Feature learning using social images and tags,” *Journal of ACM transactions on multimedia computing, communications, and applications*, vol. 13, no. 1, pp. 1:1–1:23, 2016.

- [358] M. Tang, F. Nie, and R. Jain, "Capped lp-norm graph embedding for photo clustering," in *Proceedings of MM*, "2016", pp. 431–435.
- [359] E. E. Kosasih and A. Brintrup, "A machine learning approach for predicting hidden links in supply chain with graph neural networks," *International Journal of Production Research*, pp. 1–14, 2021.
- [360] R. Cheng and Q. Li, "Modeling the momentum spillover effect for stock prediction via attribute-driven graph attention networks," in *Proceedings of the AAAI Conference on Artificial Intelligence*, vol. 35, no. 1, 2021, pp. 55–62.
- [361] D. Cheng, Z. Niu, and Y. Zhang, "Contagious chain risk rating for networked-guarantee loans," in *Proceedings of the 26th ACM SIGKDD International Conference on Knowledge Discovery & Data Mining*, 2020, pp. 2715–2723.
- [362] D. Cheng, Y. Tu, Z.-W. Ma, Z. Niu, and L. Zhang, "Risk assessment for networked-guarantee loans using high-order graph attention representation," in *IJCAI*, 2019, pp. 5822–5828.
- [363] J. Tan, Q. Li, J. Wang, and J. Chen, "Finhgnn: A conditional heterogeneous graph learning to address relational attributes for stock predictions," *Information Sciences*, 2022.
- [364] J. Huang, R. Xing, and Q. Li, "Asset pricing via deep graph learning to incorporate heterogeneous predictors," *International Journal of Intelligent Systems*, vol. 37, no. 11, pp. 8462–8489, 2022.
- [365] R. Cheng and Q. Li, "Subsequence-based graph routing network for capturing multiple risk propagation processes," in *Proceedings of the Thirty-First International Joint Conference on Artificial Intelligence (IJCAI)*, 2022, pp. 3810–3816.
- [366] W. Li, R. Bao, K. Harimoto, D. Chen, J. Xu, and Q. Su, "Modeling the stock relation with graph network for overnight stock movement prediction," in *Proceedings of the Twenty-Ninth International Conference on International Joint Conferences on Artificial Intelligence*, 2021, pp. 4541–4547.
- [367] Y. Zheng, V. Lee, Z. Wu, and S. Pan, "Heterogeneous graph attention network for small and medium-sized enterprises bankruptcy prediction," in *Pacific-Asia Conference on Knowledge Discovery and Data Mining*, Springer, 2021, pp. 140–151.
- [368] Y. Zhao, S. Wei, Y. Guo, Q. Yang, and G. Kou, "Fisrbp: Enterprise bankruptcy prediction via fusing its intra-risk and spillover-risk," *arXiv preprint arXiv:2202.03874*, 2022.
- [369] D. Wang, J. Lin, P. Cui, Q. Jia, Z. Wang, Y. Fang, Q. Yu, J. Zhou, S. Yang, and Y. Qi, "A semi-supervised graph attentive network for financial fraud detection," in *2019 IEEE International Conference on Data Mining (ICDM)*. IEEE, 2019, pp. 598–607.
- [370] D. Cheng, X. Wang, Y. Zhang, and L. Zhang, "Graph neural network for fraud detection via spatial-temporal attention," *IEEE Transactions on Knowledge and Data Engineering*, 2020.
- [371] Y. Liu, X. Ao, Z. Qin, J. Chi, J. Feng, H. Yang, and Q. He, "Pick and choose: a gnn-based imbalanced learning approach for fraud detection," in *Proceedings of the Web Conference 2021*, 2021, pp. 3168–3177.
- [372] Y. Ji, Z. Zhang, X. Tang, J. Shen, X. Zhang, and G. Yang, "Detecting cash-out users via dense subgraphs," in *Proceedings of the 28th ACM SIGKDD Conference on Knowledge Discovery and Data Mining*, 2022, pp. 687–697.
- [373] T. Chen and C. Tsourakakis, "Antibenford subgraphs: Unsupervised anomaly detection in financial networks," in *Proceedings of the 28th ACM SIGKDD Conference on Knowledge Discovery and Data Mining*, 2022, pp. 2762–2770.
- [374] C.-S. Liao, K. Lu, M. Baym, R. Singh, and B. Berger, "Isorankn: spectral methods for global alignment of multiple protein networks," *Journal of Bioinformatics*, vol. 25, no. 12, pp. i253–i258, 2009.
- [375] Y. Xia, C.-Q. Xia, X. Pan, and H.-B. Shen, "Graphbind: protein structural context embedded rules learned by hierarchical graph neural networks for recognizing nucleic-acid-binding residues," *Nucleic acids research*, vol. 49, no. 9, pp. e51–e51, 2021.
- [376] T. Gaudelet, B. Day, A. R. Jamasb, J. Soman, C. Regep, G. Liu, J. B. Hayter, R. Vickers, C. Roberts, J. Tang *et al.*, "Utilizing graph machine learning within drug discovery and development," *Briefings in bioinformatics*, vol. 22, no. 6, pp. bbab159, 2021.
- [377] J. Liu, G. Tan, W. Lan, and J. Wang, "Identification of early mild cognitive impairment using multi-modal data and graph convolutional networks," *BMC bioinformatics*, vol. 21, no. 6, pp. 1–12, 2020.
- [378] S. Parisot, S. I. Ktena, E. Ferrante, M. Lee, R. G. Moreno, B. Glocker, and D. Rueckert, "Spectral graph convolutions for population-based disease prediction," in *Proceedings of ICMICCI*. Springer, "2017", pp. 177–185.
- [379] A. Sanchez-Gonzalez, N. Heess, J. T. Springenberg, J. Merel, M. Riedmiller, R. Hadsell, and P. Battaglia, "Graph networks as learnable physics engines for inference and control," in *Proceedings of ICML*, "2018", pp. 4470–4479.
- [380] S. Seo, C. Meng, and Y. Liu, "Physics-aware difference graph networks for sparsely-observed dynamics," in *International Conference on Learning Representations*, 2019.
- [381] M. Prates, P. H. Avelar, H. Lemos, L. C. Lamb, and M. Y. Vardi, "Learning to solve np-complete problems: A graph neural network for decision tsp," in *Proceedings of AAAI*, vol. 33, no. 01, "2019", pp. 4731–4738.
- [382] Y. Wang, Y. Tong, C. Long, P. Xu, K. Xu, and W. Lv, "Adaptive dynamic bipartite graph matching: A reinforcement learning approach," in *Proceedings of ICDE*. IEEE, "2019", pp. 1478–1489.
- [383] P. Tiwari, H. Zhu, and H. M. Pandey, "Dapath: Distance-aware knowledge graph reasoning based on deep reinforcement learning," *Journal of Neural Networks*, vol. 135, pp. 1–12, 2021.
- [384] H. Peng, B. Du, M. Liu, M. Liu, S. Ji, S. Wang, X. Zhang, and L. He, "Dynamic graph convolutional network for long-term traffic flow prediction with reinforcement learning," *Journal of Information Sciences*, vol. 578, pp. 401–416, 2021.
- [385] T. Zhao and J. Wang, "Learning sequential distribution system restoration via graph-reinforcement learning," *Journal of IEEE Transactions on Power Systems*, vol. 37, no. 2, pp. 1601–1611, 2021.
- [386] J. Park, J. Chun, S. H. Kim, Y. Kim, and J. Park, "Learning to schedule job-shop problems: representation and policy learning using graph neural network and reinforcement learning," *Journal of Production Research*, vol. 59, no. 11, pp. 3360–3377, 2021.
- [387] Z. Liu, W. Zhang, Y. Fang, X. Zhang, and S. C. Hoi, "Towards locality-aware meta-learning of tail node embeddings on networks," in *Proceedings of ACM*, 2020, pp. 975–984.
- [388] Z. Liu, Y. Fang, C. Liu, and S. C. Hoi, "Relative and absolute location embedding for few-shot node classification on graph," in *Proceedings of AAAI*, vol. 35, no. 5, 2021, pp. 4267–4275.
- [389] F. Zhou, C. Cao, K. Zhang, G. Trajcevski, T. Zhong, and J. Geng, "Meta-gnn: On few-shot node classification in graph meta-learning," in *Proceedings of CIKM*, 2019, pp. 2357–2360.
- [390] M. Chen, W. Zhang, W. Zhang, Q. Chen, and H. Chen, "Meta relational learning for few-shot link prediction in knowledge graphs," in *Proceedings of EMNLP-IJCNLP*, 2019.
- [391] K. Huang and M. Zitnik, "Graph meta learning via local subgraphs," in *Proceedings of NIPS*, "2020".
- [392] J. Chauhan, D. Nathani, and M. Kaul, "Few-shot learning on graphs via super-classes based on graph spectral measures," in *Proceedings of ICLR*, 2020.
- [393] J. Kim, T. Kim, S. Kim, and C. D. Yoo, "Edge-labeling graph neural network for few-shot learning," in *Proceedings of IEEE/CVF*, 2019, pp. 11–20.
- [394] T. Yu, S. He, Y.-Z. Song, and T. Xiang, "Hybrid graph neural networks for few-shot learning," in *Proceedings of AAAI*, vol. 36, no. 3, 2022, pp. 3179–3187.
- [395] H. Zhu and P. Koniusz, "Ease: Unsupervised discriminant subspace learning for transductive few-shot learning," in *Proceedings of IEEE/CVF*, 2022, pp. 9078–9088.
- [396] W. Feng, Y. Dong, T. Huang, Z. Yin, X. Cheng, E. Kharlamov, and J. Tang, "Grand+: Scalable graph random neural networks," in *Proceedings of ACM*, "2022", pp. 3248–3258.
- [397] S. W. Min, K. Wu, M. Hidayetoglu, J. Xiong, X. Song, and W. mei Hwu, "Graph neural network training and data tiering," in *Proceedings of SIGKDD*, "2022", pp. 3555–3565.
- [398] R. Ran, N. Xu, W. Wang, Q. Gang, J. Yin, and W. Wen, "Cryptogcn: Fast and scalable homomorphically encrypted graph convolutional network inference," *arXiv preprint arXiv:2209.11904*, 2022.
- [399] M. Lin, W. Li, D. Li, Y. Chen, and S. Lu, "Resource-efficient training for large graph convolutional networks with label-centric cumulative sampling," in *Proceedings of ACM*, "2022", pp. 1170–1180.
- [400] H. Zeng, H. Zhou, A. Srivastava, R. Kannan, and V. Prasanna, "Graph-saint: Graph sampling based inductive learning method," 2020.
- [401] D. Zheng, X. Song, C. Yang, D. LaSalle, and G. Karypis, "Distributed hybrid cpu and gpu training for graph neural networks on billion-scale heterogeneous graphs," in *Proceedings of KDD*, 2022, pp. 4582–4591.
- [402] C.-C. M. Yeh, M. Gu, Y. Zheng, H. Chen, J. Ebrahimi, Z. Zhuang, J. Wang, L. Wang, and W. Zhang, "Embedding compression with hashing for efficient representation learning in large-scale graph," in *Proceedings of SIGKDD*, 2022, pp. 4391–4401.
- [403] X. Zhao, J. Liang, and J. Wang, "A community detection algorithm based on graph compression for large-scale social networks," *Journal of Information Sciences*, vol. 551, pp. 358–372, 2021.

- [404] Z. Liu, K. Zhou, F. Yang, L. Li, R. Chen, and X. Hu, "Exact: Scalable graph neural networks training via extreme activation compression," in *Proceedings of ICLR*, "2021".
- [405] Z. Song, Y. Gu, J. Qi, Z. Wang, and G. Yu, "Ec-graph: A distributed graph neural network system with error-compensated compression," in *Proceedings of ICDE*. IEEE, "2022", pp. 648–660.
- [406] L. Huang, Z. Zhang, Z. Du, S. Li, H. Zheng, Y. Xie, and N. Tan, "Epquant: A graph neural network compression approach based on product quantization," *Journal of Neurocomputing*, vol. 503, pp. 49–61, 2022.
- [407] L. Cui, X. Tang, S. Katariya, N. Rao, P. Agrawal, K. Subbian, and D. Lee, "Allie: Active learning on large-scale imbalanced graphs," in *Proceedings of ACM*, "2022", pp. 690–698.
- [408] Z. Huang, S. Zhang, C. Xi, T. Liu, and M. Zhou, "Scaling up graph neural networks via graph coarsening," in *Proceedings of KDD*, "2021", pp. 675–684.
- [409] Z. Zhao, Y. Zhang, and Z. Feng, "Towards scalable spectral embedding and data visualization via spectral coarsening," in *Proceedings of ACM*, "2021", pp. 869–877.
- [410] A. Taghibakhshi, S. MacLachlan, L. Olson, and M. West, "Optimization-based algebraic multigrid coarsening using reinforcement learning," *Journal of NIPS*, vol. 34, pp. 12 129–12 140, 2021.
- [411] S. M. Lundberg and S.-I. Lee, "A unified approach to interpreting model predictions," *Advances in neural information processing systems*, vol. 30, 2017.
- [412] E. Strumbelj and I. Kononenko, "An efficient explanation of individual classifications using game theory," *The Journal of Machine Learning Research*, vol. 11, pp. 1–18, 2010.
- [413] R. Agarwal, L. Melnick, N. Frosst, X. Zhang, B. Lengerich, R. Caruana, and G. E. Hinton, "Neural additive models: Interpretable machine learning with neural nets," *Advances in Neural Information Processing Systems*, vol. 34, pp. 4699–4711, 2021.
- [414] D. Alvarez Melis and T. Jaakkola, "Towards robust interpretability with self-explaining neural networks," *Advances in neural information processing systems*, vol. 31, 2018.
- [415] Z. Ying, D. Bourgeois, J. You, M. Zitnik, and J. Leskovec, "Gnnexplainer: Generating explanations for graph neural networks," *Advances in neural information processing systems*, vol. 32, 2019.
- [416] W. Lin, H. Lan, and B. Li, "Generative causal explanations for graph neural networks," in *International Conference on Machine Learning*. PMLR, 2021, pp. 6666–6679.
- [417] Y.-X. Wu, X. Wang, A. Zhang, X. He, and T.-S. Chua, "Discovering invariant rationales for graph neural networks," *arXiv preprint arXiv:2201.12872*, 2022.
- [418] W. Lin, H. Lan, H. Wang, and B. Li, "Orphicx: A causality-inspired latent variable model for interpreting graph neural networks," in *Proceedings of the IEEE/CVF Conference on Computer Vision and Pattern Recognition*, 2022, pp. 13 729–13 738.
- [419] H. Yuan, H. Yu, S. Gui, and S. Ji, "Explainability in graph neural networks: A taxonomic survey," *IEEE Transactions on Pattern Analysis and Machine Intelligence*, 2022.
- [420] D. Luo, W. Cheng, D. Xu, W. Yu, B. Zong, H. Chen, and X. Zhang, "Parameterized explainer for graph neural network," *Advances in neural information processing systems*, vol. 33, pp. 19 620–19 631, 2020.
- [421] E. Dai and S. Wang, "Towards self-explainable graph neural network," in *Proceedings of the 30th ACM International Conference on Information & Knowledge Management*, 2021, pp. 302–311.
- [422] Z. Liu, D. Zhou, and J. He, "Towards explainable representation of time-evolving graphs via spatial-temporal graph attention networks," in *Proceedings of ACM*, "2019", pp. 2137–2140.
- [423] T. Schnake, O. Eberle, J. Lederer, S. Nakajima, K. T. Schutt, K.-R. Müller, and G. Montavon, "Higher-order explanations of graph neural networks via relevant walks," *Journal of IEEE transactions on pattern analysis and machine intelligence*, 2021.
- [424] J. Klicpera, A. Bojchevski, and S. Günnemann, "Predict then propagate: Graph neural networks meet personalized pagerank," *arXiv preprint arXiv:1810.05997*, 2018.
- [425] E. Chien, J. Peng, P. Li, and O. Milenkovic, "Adaptive universal generalized pagerank graph neural network," *arXiv preprint arXiv:2006.07988*, 2020.
- [426] M. Chen, Z. Wei, Z. Huang, B. Ding, and Y. Li, "Simple and deep graph convolutional networks," in *International Conference on Machine Learning*. PMLR, 2020, pp. 1725–1735.
- [427] T. H. Do, D. M. Nguyen, G. Bekoulis, A. Munteanu, and N. Deligiannis, "Graph convolutional neural networks with node transition probability-based message passing and dropout regularization," *Expert Systems with Applications*, vol. 174, p. 114711, 2021.
- [428] H. Zeng, M. Zhang, Y. Xia, A. Srivastava, A. Malevich, R. Kannan, V. Prasanna, L. Jin, and R. Chen, "Decoupling the depth and scope of graph neural networks," *Advances in Neural Information Processing Systems*, vol. 34, pp. 19 665–19 679, 2021.
- [429] W. Lu, Y. Zhan, Z. Guan, L. Liu, B. Yu, W. Zhao, Y. Yang, and D. Tao, "Skipnode: On alleviating over-smoothing for deep graph convolutional networks," *arXiv preprint arXiv:2112.11628*, 2021.
- [430] C. Morris, M. Ritzert, M. Fey, W. L. Hamilton, J. E. Lenssen, G. Rattan, and M. Grohe, "Weisfeiler and leman go neural: Higher-order graph neural networks," in *Proceedings of the AAAI*, vol. 33, no. 01, "2019", pp. 4602–4609.
- [431] H. Maron, H. Ben-Hamu, H. Serviansky, and Y. Lipman, "Provably powerful graph networks," *Advances in neural information processing systems*, vol. 32, 2019.
- [432] A. Wijesinghe and Q. Wang, "A new perspective on" how graph neural networks go beyond weisfeiler-lehman?," in *International Conference on Learning Representations*, 2021.
- [433] M. Zhang and P. Li, "Nested graph neural networks," *Advances in Neural Information Processing Systems*, vol. 34, pp. 15 734–15 747, 2021.
- [434] J. You, J. M. Gomes-Selman, R. Ying, and J. Leskovec, "Identity-aware graph neural networks," in *Proceedings of the AAAI Conference on Artificial Intelligence*, vol. 35, no. 12, 2021, pp. 10 737–10 745.
- [435] V. G. Satorras, E. Hoogeboom, and M. Welling, "E(n) equivariant graph neural networks," in *International conference on machine learning*. PMLR, 2021, pp. 9323–9332.
- [436] S. Batzner, A. Musaelian, L. Sun, M. Geiger, J. P. Mailoa, M. Kornbluth, N. Molinari, T. E. Smidt, and B. Kozinsky, "E(3)-equivariant graph neural networks for data-efficient and accurate interatomic potentials," *Nature communications*, vol. 13, no. 1, pp. 1–11, 2022.
- [437] W. Du, H. Zhang, Y. Du, Q. Meng, W. Chen, N. Zheng, B. Shao, and T.-Y. Liu, "Se(3) equivariant graph neural networks with complete local frames," in *International Conference on Machine Learning*. PMLR, 2022, pp. 5583–5608.
- [438] N. Keriven and G. Peyré, "Universal invariant and equivariant graph neural networks," *Journal of NIPS*, vol. 32, pp. 7092–7101, 2019.
- [439] P. B. Jrgensen and A. Bhowmik, "Equivariant graph neural networks for fast electron density estimation of molecules, liquids, and solids," *npj Computational Materials*, vol. 8, no. 1, pp. 1–10, 2022.
- [440] E. Dai and S. Wang, "Say no to the discrimination: Learning fair graph neural networks with limited sensitive attribute information," in *Proceedings of WSDM*, 2021, pp. 680–688.
- [441] Y. Dong, N. Liu, B. Jalaian, and J. Li, "Edits: Modeling and mitigating data bias for graph neural networks," in *Proceedings of the ACM Web Conference 2022*, 2022, pp. 1259–1269.
- [442] W. Song, Y. Dong, N. Liu, and J. Li, "Guide: Group equality informed individual fairness in graph neural networks," in *Proceedings of the 28th ACM SIGKDD Conference on Knowledge Discovery and Data Mining*, 2022, pp. 1625–1634.
- [443] T. Zhang, T. Zhu, M. Han, F. Chen, J. Li, W. Zhou, and P. S. Yu, "Fairness in graph-based semi-supervised learning," *Knowledge and Information Systems*, pp. 1–28, 2022.
- [444] Z. Zhang, Q. Liu, Z. Huang, H. Wang, C.-K. Lee, and E. Chen, "Model inversion attacks against graph neural networks," *IEEE Transactions on Knowledge and Data Engineering*, 2022.
- [445] I.-C. Hsieh and C.-T. Li, "Netfense: Adversarial defenses against privacy attacks on neural networks for graph data," *IEEE Transactions on Knowledge and Data Engineering*, 2021.
- [446] C. Wu, F. Wu, L. Lyu, T. Qi, Y. Huang, and X. Xie, "A federated graph neural network framework for privacy-preserving personalization," *Nature Communications*, vol. 13, no. 1, pp. 1–10, 2022.
- [447] G. Yang, J. Cao, Z. Chen, J. Guo, and J. Li, "Graph-based neural networks for explainable image privacy inference," *Pattern Recognition*, vol. 105, p. 107360, 2020.
- [448] H. Tian, X. Zheng, X. Zhang, and D. D. Zeng, " ϵ -k anonymization and adversarial training of graph neural networks for privacy preservation in social networks," *Electronic Commerce Research and Applications*, vol. 50, p. 101105, 2021.