

# Self-Prompting Large Language Models for Zero-Shot Open-Domain QA

Junlong Li<sup>1,2</sup>, Zhuosheng Zhang<sup>1,2</sup>, Hai Zhao<sup>1,2\*</sup>

<sup>1</sup>Department of Computer Science and Engineering, Shanghai Jiao Tong University

<sup>2</sup>Key Laboratory of Shanghai Education Commission for Intelligent Interaction and Cognitive Engineering, Shanghai Jiao Tong University  
{lockonn, zhangzs}@sjtu.edu.cn, zhaohai@cs.sjtu.edu.cn

## Abstract

Open-Domain Question Answering (ODQA) aims at answering factoid questions without explicitly providing specific background documents. In a zero-shot setting, this task is more challenging since no data is available to train customized models like Retriever-Readers. Recently, Large Language Models (LLMs) like GPT-3 have shown their power in zero-shot ODQA with direct prompting methods, but these methods are still far from releasing the full powerfulness of LLMs only in an implicitly invoking way. In this paper, we propose a **Self-Prompting** framework to explicitly utilize the massive knowledge stored in the parameters of LLMs and their strong instruction understanding abilities. Concretely, we prompt LLMs step by step to generate multiple pseudo QA pairs with background passages and explanations from scratch and then use those generated elements for in-context learning. Experimental results show our method surpasses previous SOTA methods significantly on three widely-used ODQA datasets, and even achieves comparable performance with some Retriever-Reader models fine-tuned on full training data.

## 1 Introduction

Open-Domain Question Answering (ODQA) is a longstanding task in natural language processing that aims to answer questions about world knowledge without explicitly providing specific background documents (Voorhees et al., 1999; Huang et al., 2020; Zhu et al., 2021; Zhang et al., 2022a). The most common approach for ODQA is to train a Retriever-Reader pipeline (Chen et al., 2017): (i) first retrieving the most related documents of the question, (ii) then applying the reader to extract or generate the final answer conditioned on these documents (Karpukhin et al., 2020; Lewis et al., 2020; Izacard and Grave, 2021). Despite the decent performance, they rely on large amount of training data and a large external knowledge corpus, so it is hard to expand these methods to zero-shot ODQA where no training data is available.

With the emergence of Large Language Models (LLMs) such as GPT-3 (Brown et al., 2020), FLAN (Wei et al., 2022a), OPT (Zhang et al., 2022b), PaLM (Chowdhery et al., 2022), InstructGPT (Ouyang et al., 2022), researchers start to leverage them for zero-shot ODQA tasks. These LLMs are capable of generating correct answers without any training data and external corpus with direct prompts (like  $Q: \{question\} A:$ ). Some recent works go further to induce the instruction understanding abilities and use the abundant knowledge in their parameters by asking LLMs to generate rationales called *chain-of-thought* (Wei et al., 2022b; Kojima et al., 2022) or related background information (Yu et al., 2022; Sun et al., 2022) before answering. However, these naive prompting methods for zero-shot ODQA still cannot achieve satisfactory performance, since they fail to take full advantage of the powerfulness of LLMs.

---

\* Corresponding author

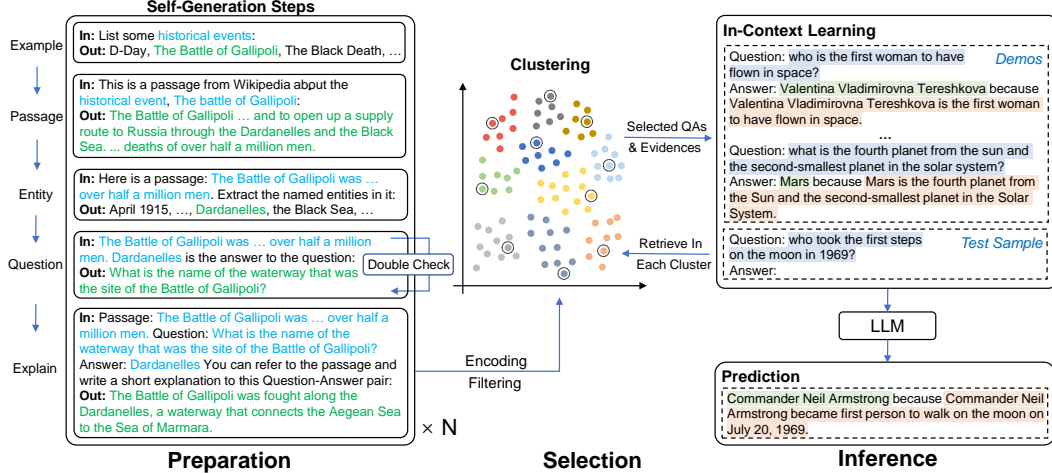


Figure 1: The overall framework for Self-Prompting on ODQA. In the self-generation steps, blue refers to contents generated in previous steps or manually designed topics and green is the newly generated texts. In inference, question, answer, and explanation are question, answer and explanation for both demonstrations and test samples.

In this paper, we focus on zero-shot ODQA with no training data and external corpus. Based on the characteristics of this task, we propose **Self-Prompting** the LLM to explicitly activate different capabilities of LLMs and combine these capabilities to improve performance. In general, we ask LLMs to automatically generate pseudo QA pairs for in-context learning instead of predicting the answers directly as in naive prompting methods. Self-prompting consists of two stages, preparation and inference. In the preparation stage, the LLM is required to generate a pseudo QA dataset in three steps: (i) write a short Wikipedia passage, extract named entities in this passage as answers; (ii) raise questions for the answers; (iii) explain each generated QA pair in a short sentence based on the passage. Relying on the strong instruction understanding ability of LLMs, all these sub-tasks can be effectively conducted with simple natural language prompts. In the inference stage, we propose a novel clustering-based retrieval method to select salient examples from this pseudo dataset as the in-context demonstrations for each test sample. These selected QA pairs, along with the passages and explanations, are concatenated with the test question in a specific order to form the final input sequence, which is fed into the LLM to get the final answer.

We evaluate our approach on three ODQA benchmarks: WebQ (Berant et al., 2013), NQ (Kwiatkowski et al., 2019) and TriviaQA (Joshi et al., 2017). Experimental results show that our method significantly surpasses the direct prompting baselines, and the previous SOTA zero-shot method *GENREAD* (Yu et al., 2022). Our method even shows comparable performance with strong few-shot methods. We also conduct extensive analysis on the effects of different generated components, the formats of the prompted sequence for in-context learning, ways of demonstration selection from the pseudo dataset, and the quality of generated QAs. In general, our contributions can be summarized as follows:

- (i) We propose Self-Prompting to leverage multiple capabilities of LLMs for zero-shot ODQA. It is able to automatically build a pseudo but high-quality ODQA dataset in advance and select salient QA instances for in-context learning.
- (ii) We propose a clustering-based retrieving method to effectively utilize the built pseudo QA dataset to select both semantically similar and diverse examples for each test sample.
- (iii) We conduct extensive experiments to show the effectiveness of Self-Prompting on three ODQA tasks. It outperforms previous SOTA for zero-shot ODQA, and is competitive with some fine-tuned Retriever-Reader models and few-shot prompting methods.

## 2 Related Works

**Retriever-Reader Models for ODQA** The mainstream method to tackle ODQA tasks is the Retriever-Reader architecture. It first leverages a retriever over a large knowledge corpus like

Wikipedia to select several related documents that may contain the answer. Then a reader is used to process the retrieved documents and predicts the final answer. Conventional models use sparse retrieval methods such as TF-IDF or BM25, while recent works choose dense retrieval based on the representation vector encoded by pre-trained language models (Karpukhin et al., 2020; Lewis et al., 2020; Guu et al., 2020; Izacard and Grave, 2021). As for the reader, there are also two different choices: extractive readers like BERT (Devlin et al., 2019) or generative ones like T5 (Raffel et al., 2020). A work similar to ours in this branch is PAQ (Lewis et al., 2021), which generates 65 million probably-asked questions based on the complete dump of Wikipedia, and directly retrieves these questions instead of documents.

**LLM and In-context Learning** Generally, LLMs refer to the pre-trained models with tens or hundreds of billions of parameters, such as GPT-3, FLAN, PaLM, OPT, and InstructGPT (Brown et al., 2020; Wei et al., 2022a; Chowdhery et al., 2022; Zhang et al., 2022b; Ouyang et al., 2022). These models are trained with large-scale unsupervised learning and are able to perform NLP tasks by converting inputs into natural language queries without further training. The cost of fine-tuning these models is extremely huge, so the usual way of using them is in-context learning, which is to put some input-output pairs as demonstrations in front of the test sample. Some previous works have investigated the calibration (Zhao et al., 2021), example selection (Liu et al., 2022a; Rubin et al., 2022) and ordering (Lu et al., 2022b) of in-context learning, while to the best of our knowledge, we are the first to generate a large number of demonstrations used in in-context learning completely by the LLM itself from scratch.

**Enhancing Models with LLM generation** A recent line of research aims to use the generated contents of LLMs to facilitate the training of small models. For example, Ye et al. (2022) uses GPT-2 (Radford et al., 2019) to generate pseudo data to train tiny language models, and Wang et al. (2022a) distills the knowledge of GPT-3 into GPT-2 for commonsense QAs. Another line of work directly uses contents generated by the LLM itself. Some works use LLMs to generate relevant contexts or background documents, which are used as additional inputs when answering questions (Liu et al., 2022b; Yu et al., 2022; Sun et al., 2022), while others focus on eliciting a series of intermediate reasoning steps referred to as *chain-of-thought* for arithmetic problems (Wei et al., 2022b; Kojima et al., 2022; Zhang et al., 2022c).

### 3 Approach

This section presents the details of Self-Prompting, which has two stages: preparation and inference. In the first stage, we require the LLM to automatically build a pseudo ODQA dataset by prompting it to generate QA pairs with context passages and explanations. In the second stage, we dynamically select examples in the pool through a clustering-based retrieval method as in-context demonstrations to help understand and answer the given question. An overall framework is shown in Figure 1.

#### 3.1 Pseudo QA Dataset Generation

In the preparation stage, we prompt the LLM to automatically generate a large number of QA pairs as a pseudo dataset by the following four steps.

**Passage Generation** To ensure the diversity of the generated passages, we first manually design some topics (like *countries*, *books*, *tourist attractions* etc.) that are likely to appear in ODQA referring to the dataset statistics in TriviaQA (Joshi et al., 2017). For each topic, the LLM is asked to list some examples with instructions like “List some {topic}:”, and this step is repeated until we have collected a certain number of different examples for it. Through this, we obtain a huge number of examples covering different categories and they are leveraged to generate short Wiki-style passages with the following prompt “This is a passage from Wikipedia about the {topic}, {example}:”. Note that we do not require the generated article to be an exact copy of the wiki page, but just a wiki-style paragraph with enough factual information.

**Named Entity Recognition** We extract the named entities in these generated passages as the candidate answers. Usually, this step is conducted by a fine-tuned small model. In our framework,

this is also done by the LLM itself. For a given passage, the prompt might be “Here is a passage: {passage} Extract the named entities in it:”, and we can get the entities in this passage.

**Question Generation** Named entities (like date, name, location) extracted in the previous step are used as the candidate answers. We then ask the LLM to write a proper question for this answer based on the given passage with prompts like “{passage} {entity} is the answer to the question:”. To ensure the correctness of the QA pair, we ask the LLM to double-check, i.e., reanswer the question based on the passage to see whether it can recover the entity, and only keep the sample when the answer predicted by the LLM has the same normalized form as the extracted entity.

**Explain the QA pair** For each QA pair, we ask the LLM to return a one-sentence explanation according to the passage. The prompt is like “Passage: {passage} Question: {question} Answer: {answer} You can refer to the passage and write a short explanation to this Question-Answer pair:”. This step elicits the summarization and induction skills of the LLM to provide a fine-grained annotation for the generated QA pairs without including too much redundant information in the original passage.

### 3.2 Dynamic In-context Demonstrations Selection for Inference

It is an open question for how to use the pseudo QA dataset generated in the preparation stage. We focus on two aspects, namely selection and format.

**Clustering-based Retrieval** Some previous works point out that using examples with high semantic similarity as in-context demonstrations brings benefits (Liu et al., 2022a), while others claim that a fixed set of examples based on clustering is better (Zhang et al., 2022c). We propose to combine these two ways together. First, each QA pair is encoded into a vector representation over the whole QA pool with Sentence-BERT (Reimers and Gurevych, 2019). Suppose  $k$  examples are needed for in-context demonstration; the pseudo QAs will be clustered into  $k$  categories by the k-means algorithm. For a given question, we also use Sentence-BERT to encode it, and retrieve the most similar example from each cluster with a simple cosine similarity. This selection method balances the similarity and diversity of the demonstrations.

**Answer then Explain** Finally is the organization format of these selected examples. In the input sequence, we first put these examples sequentially in the format of *Question*  $\rightarrow$  *Answer*  $\rightarrow$  *Explanation*, and place the test question at the end of the sequence. By doing so, the LLM can view more information than just switching to a QA mode, and it can also give out a brief explanation along with its answer. This is different from the common practice in *chain-of-thought* prompting, i.e., generating a rationale before the answer, but our experiments prove the effectiveness of our choice.

## 4 Experiments

### 4.1 Datasets and Settings

We conduct experiments on three English ODQA benchmarks, including WebQ (Berant et al., 2013), NQ (Kwiatkowski et al., 2019) and TriviaQA (Joshi et al., 2017). Data statistics are in the Appendix.

We use InstructGPT (Ouyang et al., 2022) (text-davinci-002 of GPT-3 (Brown et al., 2020)) as the LLM following previous works (Wei et al., 2022b; Kojima et al., 2022; Yu et al., 2022). We also conduct experiments on Codex (Chen et al., 2021) (code-davinci-002 of GPT-3 for code generation) to check the versatility of Self-Prompting. The exact model we used as Sentence-BERT is all-mpnet-base-v2, and the number of demonstrations for in-context learning is 10.

In passage generation, we design 29 topics in advance. Their names and numbers of required examples for each topic are in the Appendix. In question generation, we ban some pronouns like *they*, *he*, *she* by setting their `logit_bias` as -100 in the API call to prevent getting questions that are ambiguous without context (e.g., *what did he do in 1997?*). After the generation process, we filter the QA pair where the answer has more than 5 words or the LLM outputs an explanation sentence with no target answer span in it. For each passage, the upper limit of generating QA pairs is 10 to ensure diversity. Detailed parameters like `max_tokens` or `temperature` and prompt templates for

Table 1: Main results on three ODQA benchmarks, Self-Prompting is free from any training data and external knowledge corpus. # Total Params. is the total number of model parameters in this system (e.g., RAG use 2 BERT-base with 110M×2 and 1 BART-large with 400M). Train Data refers to whether the system uses training data for training, and External Corpus means whether an external knowledge corpus is used to retrieve documents. \*This value is obtained by 5-shot direct prompting using samples from training set. †This value is evaluated on a subset of TriviaQA used in RECITE (Sun et al., 2022) to save computational cost.

| Models   | # Total Params. | Train Data | External Corpus | WebQ | NQ   | TriviaQA               | Avg. |
|--|-----------------|------------|-----------------|------|------|------------------------|------|
| <i>*fine-tuned models without retrieval</i>  |                 |            |                 |      |      |                        |      |
| T5-SSM (Roberts et al., 2020)  | 11B             | ✓          | ✗               | 40.8 | 34.8 | 51.0                   | 42.2 |
| <i>*retrieval-augmented fine-tuned models</i>                                      |                 |            |                 |      |      |                        |      |
| REALM (Gua et al., 2020)   | 330M            | ✓          | ✓               | 40.7 | 40.4 | 55.8                   | 45.6 |
| DPR (Karpukhin et al., 2020)   | 330M            | ✓          | ✓               | 41.1 | 41.5 | 56.8                   | 46.5 |
| RAG (Lewis et al., 2020)   | 620M            | ✓          | ✓               | 45.2 | 44.5 | 56.1                   | 48.6 |
| <i>*retrieval-augmented prompting LLMs (DPR trained on target datasets)</i>        |                 |            |                 |      |      |                        |      |
| Google+InstructGPT   | 175B            | ✗          | ✓               | 19.9 | 27.8 | 58.7                   | 35.5 |
| DPR+InstructGPT  | 175B            | ✗          | ✓               | 20.1 | 29.9 | 55.3                   | 35.1 |
| <i>*directly prompting LLMs (RECITE is few-shot prompting)</i>                     |                 |            |                 |      |      |                        |      |
| InstructGPT  | 175B            | ✗          | ✗               | 18.6 | 20.9 | 52.6                   | 30.7 |
| Codex  | 175B            | ✗          | ✗               | 25.4 | 27.1 | 81.8 <sup>†</sup>      | -    |
| GENREAD (InstructGPT) (Yu et al., 2022)  | 175B            | ✗          | ✗               | 24.8 | 28.2 | 59.3                   | 37.4 |
| RECITE (Codex) (Sun et al., 2022)  | 175B            | ✓          | ✗               | -    | 35.8 | 83.5 <sup>†</sup>      | -    |
| <i>*our method, self prompting by generating pseudo QA for in-context learning</i> |                 |            |                 |      |      |                        |      |
| Self-Prompting (InstructGPT)   | 175B            | ✗          | ✗               | 35.6 | 36.2 | 66.8/79.4 <sup>†</sup> | 46.2 |
| Self-Prompting (Codex)   | 175B            | ✗          | ✗               | 38.9 | 40.7 | 84.3 <sup>†</sup>      | -    |

LLM generation in each step are in the Appendix. Following previous works on ODQA, we choose Exact Match (EM) as the evaluation metric, with the same answer normalization as in Karpukhin et al. (2020). We also observe that in WebQ, if the correct answer contains multiple listed entities, the reference is often given as only one of them. So we heuristically perform an extra post-processing on WebQ to extract only the first entity when the LLM predicts multiple ones (e.g., only return A if the raw prediction is A, B and C).

The baselines we select include direct prompting: InstructGPT (Ouyang et al., 2022), Codex (Chen et al., 2021), GENREAD (Yu et al., 2022), RECITE (Sun et al., 2022); retrieval-augmented LLM prompting: DPR+InstructGPT, Google+InstructGPT; fine-tuned models with no retrieval: T5-SSM 11B (Roberts et al., 2020); retrieval-augmented fine-tuned models: REALM (Gua et al., 2020), DPR (Karpukhin et al., 2020), RAG (Lewis et al., 2020).

## 4.2 Main Results

The main results are shown in Table 1. Compared to directly prompting, our Self-Prompting method surpasses the InstructGPT baseline by +15.5 EM on average and the previous SOTA method GENREAD by +8.8 EM on average. A similar improvement is also observed when using Codex as the backbone model, and even achieves a higher score than RECITE, a strong few-shot baseline.

Self-prompting also makes InstructGPT better than retrieval-augmented prompting methods, which shows that the LLM itself has stored enough world knowledge in its parameters and provides the potential as an implicit corpus for retrieving. We notice that Self-Prompting achieves higher EM than T5-SSM 11B on two datasets except WebQ, even though we do not give any training data to the LLM, showing the great potential of LLMs for ODQA under a zero-shot setting.

Finally, we find Self-Prompting gets comparable results to some powerful retrieval-augmented fine-tuned models with regard to the average score on three datasets. Although the generated QA data is not 100% perfect (see Sec 5.5), using them for in-context learning still successfully improve the model performance, which is consistent with the conclusion in Min et al. (2022) where they demonstrate that the label space, the distribution of the input text, and the overall format of the sequence are

Table 2: Effects of using different formats for in-context learning in the inference stage. Q = question, A = answer, E = evidence sentence, P = passage.

| Format                 |            | WebQ        |             | NQ          |             | TriviaQA    |             | Avg.        |             |
|------------------------|------------|-------------|-------------|-------------|-------------|-------------|-------------|-------------|-------------|
| Demonstration          | Prediction | EM          | F1          | EM          | F1          | EM          | F1          | EM          | F1          |
| <i>*one iteration</i>  |            |             |             |             |             |             |             |             |             |
| QA                     | Q→A        | 35.6        | 49.1        | <b>37.8</b> | <b>48.0</b> | 68.2        | <b>75.7</b> | 47.2        | 57.6        |
| QAE                    | Q→AE       | <b>38.7</b> | <b>51.6</b> | 37.2        | 47.6        | <b>68.7</b> | <b>75.7</b> | <b>48.2</b> | <b>58.3</b> |
| QAP                    | Q→AP       | 37.6        | 50.1        | 35.6        | 46.7        | 67.6        | 75.6        | 46.9        | 57.5        |
| QEA                    | Q→EA       | 34.6        | 43.6        | 33.8        | 44.7        | 61.6        | 69.4        | 43.3        | 53.6        |
| QPA                    | Q→PA       | 32.0        | 44.3        | 31.2        | 40.3        | 57.8        | 65.2        | 40.3        | 49.9        |
| QAEP                   | Q→AEP      | 35.4        | 48.8        | 37.6        | 47.6        | 67.8        | 75.4        | 46.9        | 57.3        |
| QAPE                   | Q→APE      | 37.2        | 49.9        | 34.8        | 46.5        | 67.2        | 75.1        | 46.4        | 57.1        |
| <i>*two iterations</i> |            |             |             |             |             |             |             |             |             |
| 1: QP                  | Q→P        | -           | -           | -           | -           | -           | -           | -           | -           |
| 2: PQA                 | PQ→A       | 30.6        | 42.9        | 32.0        | 42.1        | 62.0        | 70.3        | 41.5        | 51.8        |
| 1: QE                  | Q→E        | -           | -           | -           | -           | -           | -           | -           | -           |
| 2: EQA                 | EQ→A       | 34.8        | 49.2        | 32.8        | 43.4        | 63.4        | 71.5        | 43.7        | 54.7        |

Table 3: Different ways of selection demonstrations. We run random selection for 5 times with different seeds, and report their mean value and standard deviation.

| Selection         | WebQ           |                | NQ             |                | TriviaQA       |                | Avg.           |                |
|-------------------|----------------|----------------|----------------|----------------|----------------|----------------|----------------|----------------|
|                   | EM             | F1             | EM             | F1             | EM             | F1             | EM             | F1             |
| Random            | 34.7 $\pm$ 1.4 | 47.9 $\pm$ 1.3 | 36.9 $\pm$ 1.5 | 47.2 $\pm$ 1.5 | 67.8 $\pm$ 1.6 | 75.1 $\pm$ 1.3 | 46.4 $\pm$ 1.3 | 56.7 $\pm$ 1.0 |
| Retrieve          | 36.2           | 48.8           | 37.0           | <b>47.6</b>    | 66.8           | 74.8           | 46.7           | 57.1           |
| ClusterCenter     | 35.0           | 49.0           | <b>37.4</b>    | 47.0           | <b>68.8</b>    | 75.6           | 47.1           | 57.2           |
| RetrieveInCluster | <b>38.7</b>    | <b>51.6</b>    | 37.2           | <b>47.6</b>    | 68.7           | <b>75.7</b>    | <b>48.2</b>    | <b>58.3</b>    |

key factors for in-context learning rather than absolute accuracy. Therefore, Self-Prompting can reasonably use the existing capabilities of LLMs to construct data with a similar distribution, and it improves model performance in an in-context learning way as expectation.

## 5 Analysis

As LLMs like GPT-3 have paywalls, to save the cost of accessing the APIs, our analysis is conducted on the subsets of the three datasets by randomly selecting 1,000 samples from the test sets. Unless otherwise stated, experiments in this section are conducted using InstructGPT as the backbone model. Besides EM, we also report F1 score in this section because it is a more robust metric to tiny formal differences between the prediction and gold answer.

### 5.1 How to Use Generated Passages and Explanations

A crucial question is how to use the byproducts, namely the passages and explanations, to form a better format for in-context learning. Given a list of 10 demonstrations (Q, A, P, E)  $\times$  10 (by clustering-based retrieval), we investigate several input formats as shown in Table 2. The *one iteration* methods mean only one call of API is needed to generate the answer and the passage/explanation, while in *two iterations* methods the LLM needs to generate the passage/explanation first and put them into input sequence to generate answers in the second API call. Detailed templates for these methods are in the Appendix. From Table 2 we see that the most straightforward QA format is sufficient to output good performance, and only QAE surpasses it. The other three answer-then-explain formats QAP, QAEP, and QAPE are worse than QA, which indicates that the redundant information in passages is harmful to the LLM. We also find that the two *chain-of-thought* style formats, QEA and QPA, are much worse than the baselines. In Lu et al. (2022a) and Wei et al. (2022b), similar findings are concluded that *chain-of-thought* is beneficial to complex, multi-hop reasoning tasks like math problems but has little impact on commonsense questions. Finally, *two iterations* methods lead to a significant performance drop, which makes them the worst settings considering the doubled inference time and cost.

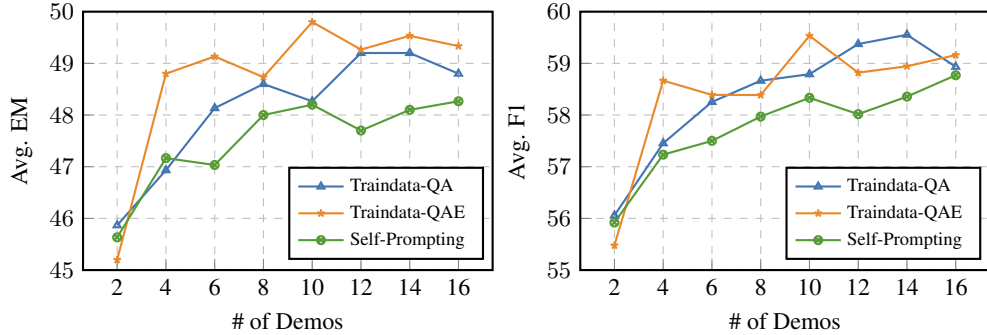


Figure 2: Average EM/F1 of different numbers of demonstrations in Self-Prompting, as well as using a fixed set of training data as demonstrations for each dataset.

Table 4: The performance of our method for different LLMs. **Direct** means the models are required to output answer directly with no demonstrations, **Self-Prompting** uses the self-generated QAs as in-context learning samples.

| Model       | #Parameter | Method         | WebQ |      | NQ   |      | TriviaQA |      | Avg.         |              |
|-------------|------------|----------------|------|------|------|------|----------|------|--------------|--------------|
|             |            |                | EM   | F1   | EM   | F1   | EM       | F1   | EM           | F1           |
| InstructGPT | 175B       | Direct         | 25.3 | 38.7 | 21.6 | 31.9 | 55.1     | 64.8 | 34.0         | 45.1         |
|             |            | Self-Prompting | 38.7 | 51.6 | 37.2 | 47.6 | 68.7     | 75.7 | 48.2 (↑14.2) | 58.3 (↑13.2) |
| Codex       | 175B       | Direct         | 27.6 | 44.5 | 27.1 | 38.0 | 67.6     | 73.6 | 40.8         | 52.1         |
|             |            | Self-Prompting | 44.0 | 55.8 | 41.3 | 51.7 | 72.4     | 79.5 | 52.6 (↑11.8) | 62.3 (↑10.2) |
| GPT-NeoX    | 20B        | Direct         | 14.9 | 27.7 | 5.9  | 12.3 | 19.1     | 25.8 | 13.3         | 21.9         |
|             |            | Self-Prompting | 27.6 | 40.6 | 19.2 | 26.5 | 38.3     | 43.8 | 28.4 (↑14.2) | 37.0 (↑14.2) |
| Alpaca      | 7B         | Direct         | 16.4 | 32.9 | 11.4 | 21.3 | 29.3     | 41.5 | 19.0         | 31.9         |
|             |            | Self-Prompting | 25.8 | 40.3 | 20.3 | 30.0 | 44.3     | 52.8 | 30.1 (↑11.1) | 41.0 (↑9.1)  |

## 5.2 Ways of Demonstration Selection

Since the size of the pseudo QA dataset generated by the LLM is much larger than the number of examples we can put in the input sequence for in-context learning, a proper selection method is necessary. We conduct experiments with four settings: randomly selecting QAs (Random), retrieving the most similar QAs with cosine similarity globally (Retrieve), selecting the closest QA to the centroid in each cluster (ClusterCenter), and retrieving the most similar QA in each cluster (RetrieveInCluster). The other hyper-parameters are kept the same, i.e., 10 demonstrations and QAE format. Results in Table 3 show that random selection performs the worst and suffers from instability. The Retrieve and ClusterCenter methods have some improvements over Random, but the progress is not universal over the three datasets. The method we propose, RetrieveInCluster, can incorporate the advantages of both methods to select both diverse and semantically similar demonstrations, so it is robust enough to achieve satisfactory scores among all datasets.

## 5.3 Different Number of Demonstrations

A natural idea of in-context learning is to put examples as many as possible in the input, so we also investigate the effect of different numbers of demonstrations, as shown in the green line in Figure 2. We report the average EM and F1 over the three datasets with  $\{2, 4, \dots, 14, 16\}$  demonstrations. When the number is in 2-10, the performance of our method generally becomes better as the number increases, and using more than 10 examples does not bring significant improvements. As a result, we choose 10 demonstrations in our main experiments for both performance and cost considerations.

## 5.4 General Effectiveness with LLMs of Different Sizes

Besides using InstructGPT and Codex, we also try two smaller LLMs to see how Self-Prompting performs on different sizes of models: GPT-NeoX (20B) (Black et al., 2022) and Alpaca (Taori et al., 2023). Alpaca is a 7B LLaMA (Touvron et al., 2023) model fine-tuned on 52K instruction-following demonstrations generated with Self-Instruct (Wang et al., 2022b). We deploy these two models on

Table 5: Three examples in the pseudo QA dataset. **teals** are the key sentences for the questions, **blues** are the entities used as answers, and **reds** are the factual mistakes made by the LLM.

|  |
|--|
| <p><b>Topic:</b> Movie or TV series<br/> <b>Example:</b> Hocus Pocus<br/> <b>Passage:</b> Hocus Pocus is a 1993 American Halloween fantasy comedy horror film directed by Kenny Ortega, produced by Walt Disney Pictures, and written by Neil Cuthbert and Mick Garris. The film stars Bette Midler, Kathy Najimy, and Sarah Jessica Parker as a trio of witches who are inadvertently resurrected by a teenage boy in Salem, Massachusetts. The film was released on July 16, 1993, and grossed \$39 million in its opening weekend. It went on to gross \$817 million worldwide.<br/> <b>Entity:</b> Neil Cuthbert and Mick Garris<br/> <b>Question:</b> Who wrote Hocus Pocus?<br/> <b>Explanation:</b> Hocus Pocus is a 1993 American Halloween fantasy comedy horror film directed by Kenny Ortega, produced by Walt Disney Pictures, and written by Neil Cuthbert and Mick Garris.</p> |
| <p><b>Topic:</b> Actor or actress<br/> <b>Example:</b> George Clooney<br/> <b>Passage:</b> George Clooney is an American actor, director, producer, screenwriter, and businessman. He is the recipient of three Golden Globe Awards and two Academy Awards, one for acting in Syriana (2005) and the other for co-producing Argo (2012). In 2018, he was the recipient of the AFI Lifetime Achievement Award.<br/> <b>Entity:</b> Argo<br/> <b>Question:</b> What is the name of the film that won George Clooney an Academy Award for co-producing?<br/> <b>Explanation:</b> George Clooney won an Academy Award for co-producing the film "Argo."</p>  |
| <p><b>Topic:</b> Historical event<br/> <b>Example:</b> The Battle of Gallipoli<br/> <b>Passage:</b> The Battle of Gallipoli was a military campaign that took place during World War I. The campaign was fought by the British and French against the Ottoman Empire and lasted from April 1915 to January 1916. The battle was fought in an effort to force the Ottoman Empire out of the war, and to open up a supply route to Russia through the Dardanelles and the Black Sea. The campaign ended in failure, and resulted in the deaths of over half a million men.<br/> <b>Entity:</b> Dardanelles<br/> <b>Question:</b> What is the name of the waterway that was the site of the Battle of Gallipoli?<br/> <b>Explanation:</b> The Battle of Gallipoli was fought along the Dardanelles, a waterway that connects the Aegean Sea to the Sea of Marmara.</p>                          |

two NVIDIA TITAN RTX GPUs with the help of Transformers library (Wolf et al., 2020). The results in Table 4 show that for all these four models with parameters of different orders of magnitude, Self-Prompting boosts their performance significantly on all three datasets. It also narrows the performance gap between different models even if the gap is large under direct prompting. The results show that Self-Prompting is generally effective with language models of different sizes.

## 5.5 Comparison between Self-Prompting and Using Training Data

To evaluate the quality of the pseudo dataset generated by the LLM, we randomly select a fixed set of samples from their training sets for in-context learning, and annotate them with related Wiki passages and short explanation sentences as what is automatically done in Self-Prompting. Following Section 5.3, we report the average EM and F1 score on three subsets with 2 - 16 demonstrations, and try both the QA and QAE formats. Results in Figure 2 reveal that our Self-Prompting method performs on par with using the manually annotated training data. Compared with Traindata-QA, Self-Prompting is only about 1 EM/F1 lower than it at different numbers of demonstrations, showing that the LLM itself is powerful enough to tackle ODQA with a fine-grained and step-by-step guide, even without any training data. We also observe a stable boost from Traindata-QA to Traindata-QAE on EM score, and on F1 score with smaller number of demonstrations, illustrating that the QAE format can be effective not only on the pseudo-data constructed by LLM, but also on the real training data.

## 5.6 Data Generation Quality Analysis

To further explore the quality of the pseudo dataset LLM generated, we display three examples in Table 5 as a case study, with key sentences in teal and answer entities in blue. Overall, these generated passages are accurate, but they still contain some factual mistakes in the texts (red). The questions generated for extract entities include different types (e.g., people, item, location). They are proper and answerable even with no context given, which is in line with common open-domain questions. As an important part of Self-Prompting, we can see that the explanations written by the LLM are reasonable. In the first example, the LLM precisely extracts the key sentence from the passage; in the second example, the LLM successfully conducts co-reference resolution to replace *He* with *George Clooney* and removes redundant texts; in the last example, the LLM not only summarizes the key sentence, but also adds extra information not mentioned in the passage to its output.



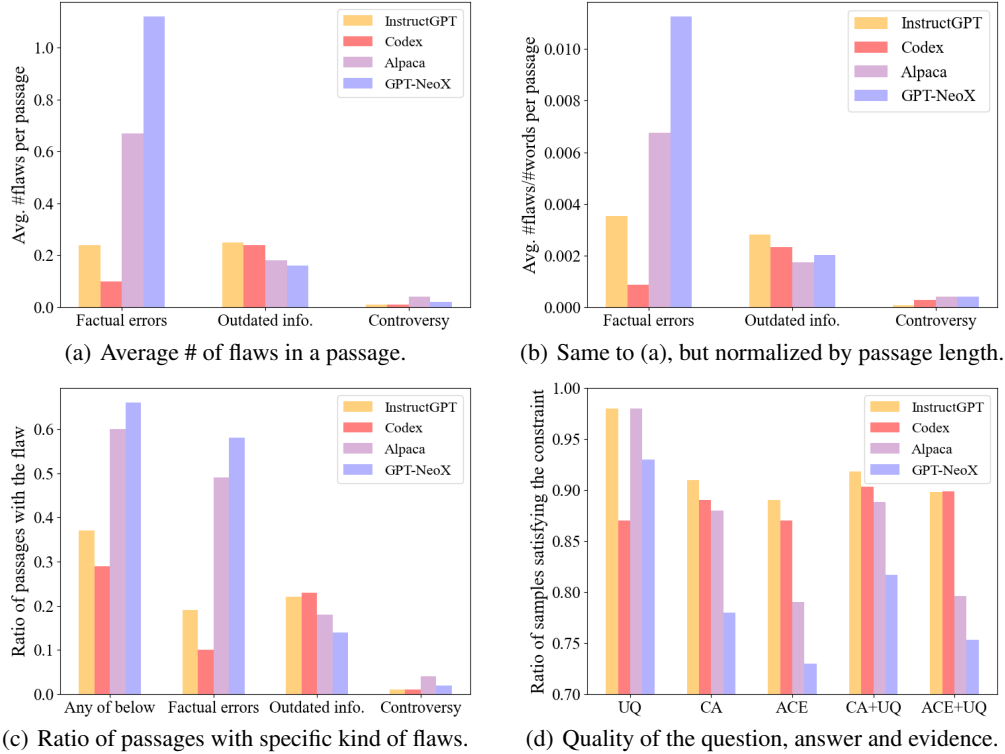


Figure 3: Quantitative study of the generated data. In (d), UQ = Unambiguous question, CA = Correct answer, ACE = Evidence is both accurate and helpful, CA+UQ = Correct answer when the question is unambiguous, ACE+UQ = Evidence is both accurate and helpful when the question is unambiguous. For (a), (b) and (c), lower value indicates a higher quality, while in (d) higher value is better.

We also conduct a quantitative study on the generated data. We collect the data generated by all four models used in Section 5.4 and manually selected 100 samples (Q, A, P, E) from each of these four sources with the same topics (e.g., passages and QAs generated by different models but all about *The Legend of Zelda*) for fair comparison. For each sample, we use GPT-4 (OpenAI, 2022) based New Bing<sup>2</sup> to check: (i) the number of factual errors, outdated information, and controversial opinions in the generated passage; (ii) if the question is unambiguous without context; (iii) if the answer is correct for the question; (iv) if the evidence sentence is both accurate and helpful for question answering.

As all models we use cannot access the Internet, they all inevitably contain some outdated information in their generated content, which is limited by their training data. The two smaller models, Alpaca and GPT-NeoX, make significantly more factual mistakes when they generate the required passages as shown in Figure 3(a) and (c) while InstructGPT and Codex only have one factual error in every 5 and 10 passages respectively. To exclude the influence of the length of the generated passage, we also report a normalized version of these values in Figure 3(b) and the conclusion still holds. From Figure 3(d), we see that (question, answer, evidence) triples by InstructGPT are better than those from other models on almost all concerned metrics, showing its strong instruction understanding abilities.

## 6 Conclusion

In this paper, we propose Self-Prompting LLMs for Zero-Shot Open-Domain Question Answering. Our method induces the LLM to generate a pseudo QA dataset with matching passages and explanations, and use them for in-context learning. It successfully stimulates the potential of the LLM in ODQA by explicitly activating various language understanding abilities and eliciting knowledge in its parameters. With no training data and external corpus, Self-Prompting surpasses previous SOTA significantly and performs on par with retrieval-augmented fine-tuned models and few-shot

<sup>2</sup><https://bing.com/chat>

prompting. In the future, we will improve the framework by eliminating hallucination in generation and reducing manual design. Besides, it is possible to expand Self-Prompting to other NLP tasks and further release the power of LLMs in different fields.

## References

- Jonathan Berant, Andrew Chou, Roy Frostig, and Percy Liang. 2013. Semantic parsing on Freebase from question-answer pairs. In *Proceedings of the 2013 Conference on Empirical Methods in Natural Language Processing*, pages 1533–1544, Seattle, Washington, USA. Association for Computational Linguistics.
- Sid Black, Stella Biderman, Eric Hallahan, Quentin Anthony, Leo Gao, Laurence Golding, Horace He, Connor Leahy, Kyle McDonell, Jason Phang, Michael Pieler, USVSN Sai Prashanth, Shivanshu Purohit, Laria Reynolds, Jonathan Tow, Ben Wang, and Samuel Weinbach. 2022. Gpt-neox-20b: An open-source autoregressive language model. *arXiv preprint arXiv:2204.06745*.
- Tom Brown, Benjamin Mann, Nick Ryder, Melanie Subbiah, Jared D Kaplan, Prafulla Dhariwal, Arvind Neelakantan, Pranav Shyam, Girish Sastry, Amanda Askell, Sandhini Agarwal, Ariel Herbert-Voss, Gretchen Krueger, Tom Henighan, Rewon Child, Aditya Ramesh, Daniel Ziegler, Jeffrey Wu, Clemens Winter, Chris Hesse, Mark Chen, Eric Sigler, Mateusz Litwin, Scott Gray, Benjamin Chess, Jack Clark, Christopher Berner, Sam McCandlish, Alec Radford, Ilya Sutskever, and Dario Amodei. 2020. Language models are few-shot learners. In *Advances in Neural Information Processing Systems*, volume 33, pages 1877–1901. Curran Associates, Inc.
- Danqi Chen, Adam Fisch, Jason Weston, and Antoine Bordes. 2017. Reading Wikipedia to answer open-domain questions. In *Proceedings of the 55th Annual Meeting of the Association for Computational Linguistics (Volume 1: Long Papers)*, pages 1870–1879, Vancouver, Canada. Association for Computational Linguistics.
- Mark Chen, Jerry Tworek, Heewoo Jun, Qiming Yuan, Henrique Ponde de Oliveira Pinto, Jared Kaplan, Harri Edwards, Yuri Burda, Nicholas Joseph, Greg Brockman, et al. 2021. Evaluating large language models trained on code. *arXiv preprint arXiv:2107.03374*.
- Aakanksha Chowdhery, Sharan Narang, Jacob Devlin, Maarten Bosma, Gaurav Mishra, Adam Roberts, Paul Barham, Hyung Won Chung, Charles Sutton, Sebastian Gehrmann, Parker Schuh, Kensen Shi, Sasha Tsvyashchenko, Joshua Maynez, Abhishek Rao, Parker Barnes, Yi Tay, Noam Shazeer, Vinodkumar Prabhakaran, Emily Reif, Nan Du, Ben Hutchinson, Reiner Pope, James Bradbury, Jacob Austin, Michael Isard, Guy Gur-Ari, Pengcheng Yin, Toju Duke, Anselm Levskaya, Sanjay Ghemawat, Sunipa Dev, Henryk Michalewski, Xavier Garcia, Vedant Misra, Kevin Robinson, Liam Fedus, Denny Zhou, Daphne Ippolito, David Luan, Hyeontaek Lim, Barret Zoph, Alexander Spiridonov, Ryan Sepassi, David Dohan, Shivani Agrawal, Mark Omernick, Andrew M. Dai, Thanumalayan Sankaranarayanan Pillai, Marie Pellat, Aitor Lewkowycz, Erica Moreira, Rewon Child, Oleksandr Polozov, Katherine Lee, Zongwei Zhou, Xuezhi Wang, Brennan Saeta, Mark Diaz, Orhan Firat, Michele Catasta, Jason Wei, Kathy Meier-Hellstern, Douglas Eck, Jeff Dean, Slav Petrov, and Noah Fiedel. 2022. Palm: Scaling language modeling with pathways. *arXiv preprint arXiv:2204.02311*.
- Jacob Devlin, Ming-Wei Chang, Kenton Lee, and Kristina Toutanova. 2019. BERT: Pre-training of deep bidirectional transformers for language understanding. In *Proceedings of the 2019 Conference of the North American Chapter of the Association for Computational Linguistics: Human Language Technologies, Volume 1 (Long and Short Papers)*, pages 4171–4186, Minneapolis, Minnesota. Association for Computational Linguistics.
- Kelvin Guu, Kenton Lee, Zora Tung, Panupong Pasupat, and Mingwei Chang. 2020. Retrieval augmented language model pre-training. In *International Conference on Machine Learning*, pages 3929–3938. PMLR.
- Zhen Huang, Shiyi Xu, Minghao Hu, Xinyi Wang, Jinyan Qiu, Yongquan Fu, Yuncai Zhao, Yuxing Peng, and Changjian Wang. 2020. Recent trends in deep learning based open-domain textual question answering systems. *IEEE Access*, 8:94341–94356.

- Gautier Izacard and Edouard Grave. 2021. Leveraging passage retrieval with generative models for open domain question answering. In *Proceedings of the 16th Conference of the European Chapter of the Association for Computational Linguistics: Main Volume*, pages 874–880, Online. Association for Computational Linguistics.
- Mandar Joshi, Eunsol Choi, Daniel Weld, and Luke Zettlemoyer. 2017. TriviaQA: A large scale distantly supervised challenge dataset for reading comprehension. In *Proceedings of the 55th Annual Meeting of the Association for Computational Linguistics (Volume 1: Long Papers)*, pages 1601–1611, Vancouver, Canada. Association for Computational Linguistics.
- Vladimir Karpukhin, Barlas Oguz, Sewon Min, Patrick Lewis, Ledell Wu, Sergey Edunov, Danqi Chen, and Wen-tau Yih. 2020. Dense passage retrieval for open-domain question answering. In *Proceedings of the 2020 Conference on Empirical Methods in Natural Language Processing (EMNLP)*, pages 6769–6781, Online. Association for Computational Linguistics.
- Takeshi Kojima, Shixiang Shane Gu, Machel Reid, Yutaka Matsuo, and Yusuke Iwasawa. 2022. Large language models are zero-shot reasoners. *arXiv preprint arXiv:2205.11916*.
- Tom Kwiatkowski, Jennimaria Palomaki, Olivia Redfield, Michael Collins, Ankur Parikh, Chris Alberti, Danielle Epstein, Illia Polosukhin, Jacob Devlin, Kenton Lee, Kristina Toutanova, Llion Jones, Matthew Kelcey, Ming-Wei Chang, Andrew M. Dai, Jakob Uszkoreit, Quoc Le, and Slav Petrov. 2019. Natural questions: A benchmark for question answering research. *Transactions of the Association for Computational Linguistics*, 7:452–466.
- Patrick Lewis, Ethan Perez, Aleksandra Piktus, Fabio Petroni, Vladimir Karpukhin, Naman Goyal, Heinrich Küttler, Mike Lewis, Wen-tau Yih, Tim Rocktäschel, et al. 2020. Retrieval-augmented generation for knowledge-intensive nlp tasks. *Advances in Neural Information Processing Systems*, 33:9459–9474.
- Patrick Lewis, Yuxiang Wu, Linqing Liu, Pasquale Minervini, Heinrich Küttler, Aleksandra Piktus, Pontus Stenetorp, and Sebastian Riedel. 2021. PAQ: 65 million probably-asked questions and what you can do with them. *Transactions of the Association for Computational Linguistics*, 9:1098–1115.
- Jiachang Liu, Dinghan Shen, Yizhe Zhang, Bill Dolan, Lawrence Carin, and Weizhu Chen. 2022a. What makes good in-context examples for GPT-3? In *Proceedings of Deep Learning Inside Out (DeeLIO 2022): The 3rd Workshop on Knowledge Extraction and Integration for Deep Learning Architectures*, pages 100–114, Dublin, Ireland and Online. Association for Computational Linguistics.
- Jiacheng Liu, Alisa Liu, Ximing Lu, Sean Welleck, Peter West, Ronan Le Bras, Yejin Choi, and Hannaneh Hajishirzi. 2022b. Generated knowledge prompting for commonsense reasoning. In *Proceedings of the 60th Annual Meeting of the Association for Computational Linguistics (Volume 1: Long Papers)*, pages 3154–3169, Dublin, Ireland. Association for Computational Linguistics.
- Pan Lu, Swaroop Mishra, Tony Xia, Liang Qiu, Kai-Wei Chang, Song-Chun Zhu, Oyvind Tafjord, Peter Clark, and Ashwin Kalyan. 2022a. Learn to explain: Multimodal reasoning via thought chains for science question answering. In *The 36th Conference on Neural Information Processing Systems (NeurIPS)*.
- Yao Lu, Max Bartolo, Alastair Moore, Sebastian Riedel, and Pontus Stenetorp. 2022b. Fantastically ordered prompts and where to find them: Overcoming few-shot prompt order sensitivity. In *Proceedings of the 60th Annual Meeting of the Association for Computational Linguistics (Volume 1: Long Papers)*, pages 8086–8098, Dublin, Ireland. Association for Computational Linguistics.
- Sewon Min, Xinxu Lyu, Ari Holtzman, Mikel Artetxe, Mike Lewis, Hannaneh Hajishirzi, and Luke Zettlemoyer. 2022. Rethinking the role of demonstrations: What makes in-context learning work? In *Proceedings of the 2022 Conference on Empirical Methods in Natural Language Processing*, pages 11048–11064, Abu Dhabi, United Arab Emirates. Association for Computational Linguistics.
- OpenAI. 2022. Gpt-4 technical report. *arXiv preprint arXiv:2303.08774*.

- Long Ouyang, Jeff Wu, Xu Jiang, Diogo Almeida, Carroll L Wainwright, Pamela Mishkin, Chong Zhang, Sandhini Agarwal, Katarina Slama, Alex Ray, et al. 2022. Training language models to follow instructions with human feedback. *arXiv preprint arXiv:2203.02155*.
- Alec Radford, Jeffrey Wu, Rewon Child, David Luan, Dario Amodei, Ilya Sutskever, et al. 2019. Language models are unsupervised multitask learners. *OpenAI blog*, 1(8):9.
- Colin Raffel, Noam Shazeer, Adam Roberts, Katherine Lee, Sharan Narang, Michael Matena, Yanqi Zhou, Wei Li, Peter J Liu, et al. 2020. Exploring the limits of transfer learning with a unified text-to-text transformer. *J. Mach. Learn. Res.*, 21(140):1–67.
- Nils Reimers and Iryna Gurevych. 2019. Sentence-BERT: Sentence embeddings using Siamese BERT-networks. In *Proceedings of the 2019 Conference on Empirical Methods in Natural Language Processing and the 9th International Joint Conference on Natural Language Processing (EMNLP-IJCNLP)*, pages 3982–3992, Hong Kong, China. Association for Computational Linguistics.
- Adam Roberts, Colin Raffel, and Noam Shazeer. 2020. How much knowledge can you pack into the parameters of a language model? In *Proceedings of the 2020 Conference on Empirical Methods in Natural Language Processing (EMNLP)*, pages 5418–5426, Online. Association for Computational Linguistics.
- Ohad Rubin, Jonathan Herzig, and Jonathan Berant. 2022. Learning to retrieve prompts for in-context learning. In *Proceedings of the 2022 Conference of the North American Chapter of the Association for Computational Linguistics: Human Language Technologies*, pages 2655–2671, Seattle, United States. Association for Computational Linguistics.
- Zhiqing Sun, Xuezhi Wang, Yi Tay, Yiming Yang, and Denny Zhou. 2022. Recitation-augmented language models. *arXiv preprint arXiv:2210.01296*.
- Rohan Taori, Ishaan Gulrajani, Tianyi Zhang, Yann Dubois, Xuechen Li, Carlos Guestrin, Percy Liang, and Tatsunori B. Hashimoto. 2023. Stanford alpaca: An instruction-following llama model. [https://github.com/tatsu-lab/stanford\\_alpaca](https://github.com/tatsu-lab/stanford_alpaca).
- Hugo Touvron, Thibaut Lavril, Gautier Izacard, Xavier Martinet, Marie-Anne Lachaux, Timothée Lacroix, Baptiste Rozière, Naman Goyal, Eric Hambro, Faisal Azhar, Aurelien Rodriguez, Armand Joulin, Edouard Grave, and Guillaume Lample. 2023. Llama: Open and efficient foundation language models. *arXiv preprint arXiv:2302.13971*.
- Ellen M Voorhees et al. 1999. The trec-8 question answering track report. In *Trec*, volume 99, pages 77–82.
- Wenya Wang, Vivek Srikumar, Hanna Hajishirzi, and Noah A Smith. 2022a. Elaboration-generating commonsense question answering at scale. *arXiv preprint arXiv:2209.01232*.
- Yizhong Wang, Yeganeh Kordi, Swaroop Mishra, Alisa Liu, Noah A. Smith, Daniel Khashabi, and Hannaneh Hajishirzi. 2022b. Self-instruct: Aligning language model with self generated instructions. *arXiv preprint arXiv:2212.10560*.
- Jason Wei, Maarten Bosma, Vincent Zhao, Kelvin Guu, Adams Wei Yu, Brian Lester, Nan Du, Andrew M. Dai, and Quoc V Le. 2022a. Finetuned language models are zero-shot learners. In *International Conference on Learning Representations*.
- Jason Wei, Xuezhi Wang, Dale Schuurmans, Maarten Bosma, Ed Chi, Quoc Le, and Denny Zhou. 2022b. Chain of thought prompting elicits reasoning in large language models. *arXiv preprint arXiv:2201.11903*.
- Thomas Wolf, Lysandre Debut, Victor Sanh, Julien Chaumond, Clement Delangue, Anthony Moi, Pierric Cistac, Tim Rault, Remi Louf, Morgan Funtowicz, Joe Davison, Sam Shleifer, Patrick von Platen, Clara Ma, Yacine Jernite, Julien Plu, Canwen Xu, Teven Le Scao, Sylvain Gugger, Mariama Drame, Quentin Lhoest, and Alexander Rush. 2020. Transformers: State-of-the-art natural language processing. In *Proceedings of the 2020 Conference on Empirical Methods in Natural Language Processing: System Demonstrations*, pages 38–45, Online. Association for Computational Linguistics.

- Jiacheng Ye, Jiahui Gao, Qintong Li, Hang Xu, Jiangtao Feng, Zhiyong Wu, Tao Yu, and Lingpeng Kong. 2022. Zerogen: Efficient zero-shot learning via dataset generation. *arXiv preprint arXiv:2202.07922*.
- Wenhao Yu, Dan Iter, Shuohang Wang, Yichong Xu, Mingxuan Ju, Soumya Sanyal, Chenguang Zhu, Michael Zeng, and Meng Jiang. 2022. Generate rather than retrieve: Large language models are strong context generators. *arXiv preprint arXiv:2209.10063*.
- Qin Zhang, Shangsi Chen, Dongkuan Xu, Qingqing Cao, Xiaojun Chen, Trevor Cohn, and Meng Fang. 2022a. A survey for efficient open domain question answering. *arXiv preprint arXiv:2211.07886*.
- Susan Zhang, Stephen Roller, Naman Goyal, Mikel Artetxe, Moya Chen, Shuohui Chen, Christopher Dewan, Mona Diab, Xian Li, Xi Victoria Lin, et al. 2022b. Opt: Open pre-trained transformer language models. *arXiv preprint arXiv:2205.01068*.
- Zhuosheng Zhang, Aston Zhang, Mu Li, and Alex Smola. 2022c. Automatic chain of thought prompting in large language models. *arXiv preprint arXiv:2210.03493*.
- Zihao Zhao, Eric Wallace, Shi Feng, Dan Klein, and Sameer Singh. 2021. Calibrate before use: Improving few-shot performance of language models. In *International Conference on Machine Learning*, pages 12697–12706. PMLR.
- Fengbin Zhu, Wenqiang Lei, Chao Wang, Jianming Zheng, Soujanya Poria, and Tat-Seng Chua. 2021. Retrieving and reading: A comprehensive survey on open-domain question answering. *arXiv preprint arXiv:2101.00774*.