

# WebAssembly Diversification for Malware Evasion

Javier Cabrera-Arteaga<sup>a,\*</sup>, Martin Monperrus<sup>a</sup>, Tim Toady<sup>a</sup> and Benoit Baudry<sup>a</sup>

<sup>a</sup>*KTH Royal Institute of Technology, SE-100 44 Stockholm, Sweden*

## ARTICLE INFO

### Keywords:

WebAssembly, cryptomalware, software diversification, malware evasion.

## ABSTRACT

WebAssembly is a binary format that has become an essential component of the web nowadays. Providing a faster alternative to JavaScript in the browser, this new technology has been embraced from its early days to create cryptomalware. This has triggered a solid effort to propose defenses that can detect WebAssembly malware. Yet, no defensive work has assumed that attackers would use evasion techniques. In this paper, we study how to evade WebAssembly cryptomalware detectors. We propose a novel evasion technique based on a state-of-the-art WebAssembly binary diversifier. We use the worldwide authoritative VirusTotal as malware detector to evaluate our technique. Our results demonstrate that it is possible to automatically generate variants of WebAssembly cryptomalware, which evade the considered strong detector. Remarkably, the variants introduce limited performance overhead. Our experiments also provide novel insights about which WebAssembly code transformations are the best suited for malware evasion. This provides insights for the community to improve the state of the art of WebAssembly malware detection.

## 1. Introduction

WebAssembly is a binary format that has become an essential component of the web [12]. It first appeared in 2017 as a fast and safe complement for JavaScript [12]. The language provides low-level constructs enabling efficient execution, much closer to native code than JavaScript. Since its inception, the adoption of WebAssembly has grown exponentially, even outside the web [7]. Its early adoption by malicious actors is further evidence of WebAssembly's success.

The primary black-hat usage of WebAssembly is cryptomalware [29]. Such WebAssembly code mines cryptocurrencies on users' browsers for the benefit of malicious actors and without the consent of the users [26]. The main reason for this phenomenon is that the core foundation of cryptomalware is: the faster, the better. In this context, WebAssembly, a language designed to be portable and fast, is a good language for implementing and distributing cryptomalware over the web. A Kaspersky report about the state of cryptojacking in the first three quarters of 2022 confirms the steady growth in the usage of cryptominers [15]. The report shows that Monero [23] is the most used cryptocurrency for cryptomining in the browser. Attackers hide WebAssembly cryptominers [30] in multiple locations inside web applications.

Antivirus vendors and browser vendors provide support for detecting cryptomalware. The academic community also provides related work on detecting or preventing WebAssembly cryptomalware [34, 27, 16, 4, 17, 31]. Yet, it is known that black-hats can use evasion techniques to bypass detection [3]. Only one previous work [3] investigates the possibility of WebAssembly cryptominers to evade detec-

tion techniques. This is a crucial motivation for our work, one of the first to study WebAssembly malware evasion.

In this paper, we design, implement and evaluate a full-fledged evasion pipeline for WebAssembly. Our technique is based on robust and sound diversification made at the bytecode level of WebAssembly. Our pipeline contains two main components. First, our technique uses Wasm-mutate as a diversifier [6]. Wasm-mutate defines 135 possible bytecode transformations, grouped into three categories: peephole operator, module structure, and codemotion. The Wasm-mutate transformations generate program variants out of an original Wasm binary. The Wasm-mutate transformations are designed to generate WebAssembly variant binaries that maintain the behavior of the original program. Second, we design two evasion algorithms that accumulate Wasm-mutate transformations to generate cryptomalware variants that evade the detectors.


We demonstrate that one can evade state-of-the-art and commercial defenses against cryptomalware. In our experiments, we use the meta-antivirus VirusTotal, arguably the most robust baseline we have access to, comprising 60 commercial antiviruses. We collect a well-formed dataset of 33 real-world cryptominers and empirically demonstrate that evasion is possible for all of them. In particular, we successfully generated variants for 30 cryptominers, which evade all the antiviruses that detected the original cryptominer. Importantly, we check for malware correctness and demonstrate that our evasion method generates fully functional malware variants with little to no overhead.

Our work provides evidence that the malware detection community has some opportunities to strengthen the automatic detection of WebAssembly malware. Our results are actionable, as we provide quantitative evidence on specific malware transformations on which antivirus vendors should focus detection.

To sum up, the contributions of this work are:

- The first full-fledged malware evasion pipeline for

\*Corresponding authors

 javierca@kth.se (J. Cabrera-Arteaga); monperrus@kth.se (M. Monperrus); tim.toady.fake@gmail.com (T. Toady); baudry@kth.se (B. Baudry)

ORCID(s): 0000-0001-9399-8647 (J. Cabrera-Arteaga); 0000-0003-3505-3383 (M. Monperrus); 0000-0002-4015-4640 (B. Baudry)

WebAssembly, based on a state-of-the-art binary diversification.

- A systematic evaluation of our evasion pipeline, including effectiveness, performance, and correctness. We show that it can break the strong detection baseline provided by VirusTotal.
- Actionable evidence on which transformations are better for evading WebAssembly cryptomalware detectors, calling for future work from the academic and the industrial community alike.

This paper is structured as follows. In section 2, we introduce WebAssembly for cryptomining and the state-of-the-art on malware detection and evasion techniques and its limitations for WebAssembly cryptomalware. We follow with the technical description of our malware evasion algorithms. We formulate our research questions in section 4, answering them in section 5. We enunciate this work’s main threats to validity and conclude our research in section 6 and section 7, respectively.

## 2. Background & Related Work

In this section, we introduce WebAssembly and its usage for cryptomalware. Then, we discuss how WebAssembly cryptomalware can be detected, and the most common techniques used to evade such detection.

### 2.1. Malware in WebAssembly

WebAssembly (Wasm) is a binary instruction set for a stack-based virtual machine. It is founded on the work of Haas et al. [12] and was publicly announced as a standard language for the web by the W3C in 2017. Since then, all major web browsers have implemented support for WebAssembly. WebAssembly is designed to be fast, portable, self-contained, and secure. All WebAssembly programs are compiled ahead-of-time from source languages. For instance, the popular LLVM frontend supports compiling WebAssembly from C/C++, Rust, and Go.

The use cases of WebAssembly in browsers are, firstly, computation-intensive, such as gaming or image processing. Malign actors have also embraced WebAssembly to perform different computation-intensive activities [29], such as cryptomining. To the best of our knowledge, cryptomining is the most common usage of WebAssembly by malign actors [25, 26]. The essence of cryptomining consists of executing vast amounts of hash functions, and they need significant computing resources. WebAssembly is better than JavaScript at executing these complex hashing operations in the browser, hence its widespread adoption by malicious actors.

In practice, a WebAssembly cryptomalware comprises three components: a WebAssembly binary, a wrapper in JavaScript, and a backend cryptominer pool. The WebAssembly binary oversees the intensive execution of the hash functions. The JavaScript wrapper is in charge of the communication between the WebAssembly binary computation and the cryptominer pool. To execute the malware in

a victim’s browser, the following steps need to happen successfully: 1) a user visits a web page containing the cryptominer, 2) the web page opens a channel to the cryptominer pool, 3) the cryptominer pool assigns a job to the infected browser, 4) the cryptominer calculate thousands of hashes, usually in parallel by using several browser workers [24] and, 5) once the pool receives the hashes, it assigns a new job, and the process starts over in step 3.

### 2.2. Malware Detection

Malware detection determines if a binary is malicious or not [1]. This process can be based on static, dynamic, or hybrid analysis. In this section, we highlight works in the area of malware detection.

Static-based approaches analyze the source code or the binary to find malign patterns without executing them. Techniques reported in the literature go from the extraction of program call graphs [10] to state-of-the-art machine learning approaches [20]. In the context of WebAssembly, MINOS is a state-of-art static analysis tool that converts WebAssembly binaries to vectors for malware detection [27]. MINOS classifies those vectors as either benign or malicious with a neural network model. MineSweeper is another detector based on static analysis [18]. Its detection strategy depends on the knowledge of the internals of CryptoNight, one popular library for cryptomining.

Dynamic analysis for malware detection is based on the execution of the malware code to identify potentially dangerous behaviors. Usually, this is done by monitoring some functions, such as API calls. For example, BLADE [22] is a Windows kernel extension aiming to eliminate drive-by malware installations. It wraps the filesystem for browser downloads for which user consent has been involved. It thwarts the ability of browser-based exploits to download and execute malicious content surreptitiously. SEISMIC and MineThrottle also perform dynamic analyses [34, 4]. They instrument WebAssembly binaries to profile instructions that are specific to cryptominers. For example, cryptominers overly execute XOR instructions. SEISMIC and MineThrottle use machine learning approaches to classify the binary as benign or malign based on the collected profiles. On the same topic, MinerRay [31] detects cryptojacking in WebAssembly binaries by analyzing their control flow graph at runtime, searching for structures that are characteristic of encryption algorithms commonly used for cryptojacking. CoinSpy is another malware detector based on dynamic analysis [16]. It uses a convolutional neural network to analyse the computation, network, and memory information caused by cryptojackers running in client browsers.

Hybrid approaches use a mix of static and dynamic detection techniques. The main reason to use hybrid approaches is the impracticability of executing the whole program. Thus, only pieces of code that can be quickly executed are dynamically analyzed. For example, AppAudit embodies a novel dynamic analysis for Android applications that can simulate the execution of some parts of the program [36]. For WebAssembly, Outguard [17] trains a Support Vector

Machine model with a combination of cryptomining function names obtained statically and dynamic information such as the number of web workers used in the web application that is analyzed.

Another malware detection approach consists of joining several independent methods as a meta-antivirus. Each technique embeds some heuristics that are good at detecting specific types of malware. Hence, their combination can effectively detect a broader range of malware, e.g., using relationship analysis. This is the case of VirusTotal [33, 11]. VirusTotal operates with nearly 60+ antivirus vendors to provide malware scanning. Through its API, a program can be labeled by 60+ antiviruses. This aggregation is used to determine if an asset under analysis is malicious, e.g., by voting. Previous works used VirusTotal to assess detection efficiency, [28] because it is a proxy to evaluate state-of-art techniques in combination with commercial antiviruses. In this work, we follow the same idea, using VirusTotal to assess our technique’s ability to evade malware detectors.

### 2.3. Malware Evasion

As discussed in the previous section, most work on malware detection for WebAssembly uses machine learning approaches. The limitations of learning-based approaches for malware detection have been highlighted [20]. In particular, ML-based detection can be bypassed in so-called malware evasion attempts. Malware evasion techniques aim at avoiding malware detection [1] Potential attackers use a wide range of techniques to achieve evasion. With time, the techniques to avoid detection have grown in complexity and sophistication [2]. For example, Chua et al. [8] proposed a framework to automatically obfuscate Android applications’ source code using method overloading, opaque predicates, try-catch, and switch statement obfuscation, creating several versions of the same malware. Also, machine learning approaches have been used to create evading malware [9], based on a corpus of pre-existing malware [5]. While most approaches try to break static malware detectors, more sophisticated techniques avoid dynamic detection, usually involving throttling techniques or dynamic anti-analysis checks [21].

In the context of WebAssembly, malware evasion is largely unexplored. Only Romano et al. [30] recently proposed wobfuscator, a code obfuscation technique that transforms JavaScript code into a new JavaScript file and a set of WebAssembly binaries. Their technique focuses on JavaScript evasion and not WebAssembly evasion.

Bhansali et al. [3] propose a technique where WebAssembly binaries are transformed while maintaining the functionality with seven different source code obfuscation techniques. They evaluate the effectiveness of the techniques against MINOS [27]. They show these transformations can generate malware variants that evade the MINOS classifier. Beyond evading MINOS, our work investigates whether one can evade a more robust, state-of-the-art malware detector such as VirusTotal. In our work, we also study malware evasion in WebAssembly. The key differences are that 1) we do

bytecode transformations at the WebAssembly level and 2) we use a strong malware meta-detector in our experiments, see section 4.

## 3. Diversification for Malware Evasion in WebAssembly

In Figure 1 we illustrate our generic architecture for malware evasion. The workflow starts by passing a WebAssembly malware binary to a software diversifier (1). The diversifier generates binary variants, which are passed to a malware oracle (2). The oracle returns labeling feedback for the binary variant: malware or benignware. The oracle result is the input for a fitness function that steers the construction of a new binary on top of the previously diversified one. This process is repeated until the malware oracle marks the mutated binary as benign (4). For the sake of open science and for fostering research on this important topic, our implementation is made publicly available on GitHub: [https://github.com/Jacarte/wasm\\_evasion](https://github.com/Jacarte/wasm_evasion).

### 3.1. Diversifier

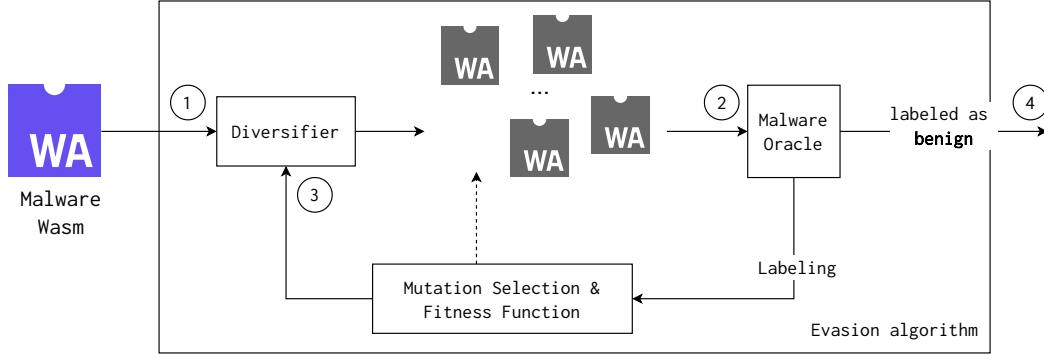
Conceptually, our approach can use any semantic preserving diversifier. For our experiments, we select one diversifier that supports wasm-to-wasm diversification and performs almost non-costly transformations: Wasm-mutate [6]. This tool takes a WebAssembly module as input and returns a set of variants of that module. Wasm-mutate follows the notion of program equivalence modulo input [19], i.e., the variants should provide the same output for the same program inputs. It represents the search space for new variants as an e-graph [35], and it exploits the property that any traversal through the e-graph represents a semantically equivalent variant of the input program. Wasm-mutate can generate thousands of semantically equivalent variants from a single binary in a few minutes.

Wasm-mutate defines 135 possible transformations on an input WebAssembly binary, grouped into three categories. The peephole operator is the first category. It is responsible for rewriting instruction sequences in function bodies. It selects a random instruction within the binary functions and applies one or more of the 125 rewrite rules. Finally, it re-encodes the WebAssembly module with the new, rewritten expression to produce a binary variant. The second category of transformations in Wasm-mutate implements module structure transformations. It operates at the level of the WebAssembly binary structure. It includes the following eight transformations: add a new type definition, add/modify custom sections, add a new function, add a new export, add a new import, add a new global, remove a type and remove a function. The third transformation category is on the control flow graph of a function code level. Wasm-mutate performs two possible transformations: unroll a loop or swap the branches of a conditional block.

### 3.2. Malware Oracle

Malware evasion is determined according to a malware oracle. The simplest malware oracle is a binary classifier

**Figure 1:** Our original workflow of binary diversification for malware evasion in WebAssembly.



to {malware, benignware}. In this paper, we also consider numerical oracles, which output a number representing the likelihood of being malware.

In our experiments, we use VirusTotal [33] as our malware oracle. VirusTotal operates with 60+ antivirus vendors to provide malware scanning. Users submit binaries, and they receive labels from different vendors. The resulting 60+ labels can then be used to determine if a queried asset is malicious, e.g., by voting. VirusTotal can be used as both a binary and a numerical oracle [38]. We use VirusTotal as a binary oracle by returning malware if at least one vendor classifies the binary as malware. We also use VirusTotal as a numerical oracle, using the number (between 0 and 60) of oracles labeling a binary as malware.

### 3.3. Transformation Selection & Fitness Function

The third step of our workflow consists of two actions towards synthesizing a malware variant: select a Wasm-mutate transformation to apply; and determine if the transformation is applied. This latter decision depends on: 1) the result of the malware oracle at the previous iteration and 2) an estimation of the ability of the new transformation to generate an evading binary. For this estimation, we implement two variations of our evasion algorithm.

First, we use a binary malware oracle. In this context, we always apply the transformation. This is the *baseline evasion algorithm*, which is discussed in more detail later.

The second variation of the evasion algorithm includes a fitness function that uses a numerical oracle to estimate if the transformation should be applied. The fitness function uses the information from VirusTotal and is the total number of vendors (between 0 and 60) that label a binary as malware:

$$FF(m) = \sum_{i=0}^{60} \begin{cases} 1 & \text{if } v_i(m) \text{ returns malware} \\ 0 & \text{i.o.c} \end{cases}$$

This fitness function is used in our second proposed algorithm and is discussed in details below.

#### 3.3.1. Baseline Evasion

The baseline evasion algorithm is described in [algorithm 1](#). It uses VirusTotal as a binary oracle (true if at least one VirusTotal detects malware, false otherwise). In this algorithm, step 1 is in line 3, steps 2 and 4 are in lines 4 to

6, and step 3 is in line 7. Each iteration of this algorithm, “stacks” a transformation on top of the previous ones (line 7) until the binary is marked as benign (line 5) or the maximum number of iterations is reached (line 2).

With this type of oracle, the random transformation, selected at each iteration, is always applied. Hence, the baseline algorithm can require many iterations and oracle queries to turn the original malware into a benign binary. Second, some transformations might suppress the effect of previous ones. Third, there are better solutions than stacking a new transformation on top of the previous binary in terms of performance. Finally, we might generate a binary that entirely evades the oracle but is impractical in terms of size or its execution performance.

**input :** binary  $W$ , diversifier  $D$ , Malware Oracle  $MO$

**output:** Benign binary  $M'$

```

1  $M \leftarrow W$  while Not max iterations do
2    $M' \leftarrow D(M)$  if  $MO(M') == \text{"benign"}$  then
3     return  $M'$ ;
4   else
5      $M \leftarrow M'$ ;
6   end
7 end
8 return "Not evaded";

```

**Algorithm 1:** Baseline evasion algorithm.

#### 3.3.2. MCMC Evasion

To overcome the limitations of the baseline algorithm, we devise the *MCMC evasion algorithm*, which we now discuss. It is a Markov Chain Monte Carlo (MCMC) sampling [13] of the transformations to apply [32]. MCMC is used to sample from the space of transformation sequences to maximize the likelihood of oracle evasion.

The algorithm for the MCMC evasion is given in [algorithm 2](#). The halting condition is met when a mutated binary is marked as benign, or a maximum number of iterations is reached. The algorithm implements the MCMC in lines 6 to 15. The Markov decision function in line 12 is used to determine whether it is worth applying the transformation at this step or whether it should be skipped. This decision func-



tion is based on the current transformation's fitness and the fitness value saved at the previous step (line 14). The core idea is that a binary with a higher fitness value is selected as the new binary (lines 4 and 13). Therefore, the number of oracle calls should decrease as the algorithm searches for transformations that converge toward total evasion. On the other hand, if a new transformation step decreases the fitness value, it is likely to be ignored. The classical MCMC acceptance criteria in line 12 is meant to prevent the algorithm from being stuck in local minima.

In line 12, the fraction calculated in the exponentiation is controlled by the  $\sigma$  parameter. By setting a low  $\sigma$  parameter, we can turn the MCMC evasion algorithm into a greedy algorithm. In this case, the algorithm always selects a new transformation if the fitness value is higher than in the previous iteration. On the contrary, if the  $\sigma$  parameter is significant, the algorithm searches for local maxima. In our experiments (section 4), we explain how we select the values of  $\sigma$ .

```

input : binary  $W$ , diversifier  $D$ , fitness function  $FF$ 
output: Benign binary  $M'$ 
1  $M \leftarrow W$ 
2  $\text{previous\_fitness} = FF(W)$ 
3 while Not max iterations do
4    $M' \leftarrow D(M)$ 
5    $\text{current\_fitness} = FF(M')$ 
6   if  $\text{current\_fitness} == 0$  then
7     // Zero means that none vendor marks
8     // the binary as malware
9     return  $M'$ ;
10  else
11     $p \leftarrow \text{random}()$ 
12    if  $p < \min(1, \exp(\sigma \frac{\text{previous\_fitness}}{\text{current\_fitness}}))$  then
13       $M \leftarrow M'$ ;
14       $\text{previous\_fitness} = \text{current\_fitness}$ ;
15    end
16  end
17 end
18 return "Not evaded";

```

**Algorithm 2:** MCMC evasion algorithm.

## 4. Experimental Methodology

In this section, we enunciate the research questions around which we assess the ability of our technique to evade malware detectors. We also describe our dataset of malware, as well as the metrics we define to answer our research questions.

### 4.1. Research Questions

- **RQ1. To what extent can malware detection be bypassed by WebAssembly diversification?** With this research question, we evaluate the feasibility of binary

transformations on malware and how they affect the detection of cryptomalware.

- **RQ2. To what extent can the attacker minimize the number of calls to the detection oracle?** In real-world scenarios, the number of calls to the oracle is limited. With this question, we analyze the ability of our technique at limiting the number of oracles calls made during the evasion process.
- **RQ3. To what extent do the evasion techniques impact malware functionality?** The evasion algorithms might generate variants that evade the detectors but modify their core malicious functionality. This research question evaluates the correctness of the created variants, as well as their efficiency.
- **RQ4. What are the most effective transformations for WebAssembly malware evasion?** This research question provides empirical evidence on which types of transformations are better for WebAssembly cryptomalware evasion.

### 4.2. Dataset Selection

To answer our research questions, we curate a dataset of WebAssembly malware. For this, we filter the wasmbench dataset of Hilbig et al. [14] to collect suspicious malware according to VirusTotal. The wasmbench dataset contains 8643 binaries collected from GitHub repositories and web pages in 2021. To our knowledge, this dataset is the newest and most exhaustive collection of real-world WebAssembly binaries. On August 2022, we pass the 8643 binaries of wasmbench to VirusTotal [33], and we obtain 33 binaries marked as potentially dangerous by at least one antivirus vendor of VirusTotal. We use these 33 WebAssembly as the dataset to answer our research questions.

In Table 1 we describe the 33 binaries detected as malware by VirusTotal. The table contains the following properties as columns: the identifier of the WebAssembly binary, its size in bytes, the number of instructions, the number of functions defined inside the binary and the number of VirusTotal vendors that detect the binary. The last column contains the origin of the binary according to the wasmbench dataset.<sup>1</sup>

The programs include between 30 and 70 functions, for a total number of instructions ranging from 30531 to 55839. The size of the programs ranges from 62 to 103 kilobytes. These binaries are detected as malicious by at least 1 antivirus, and at most 31. We have observed that 6 out of 33 binaries can be executed end-to-end.

<sup>1</sup>Binaries that could be found in a live webpage at the moment of this writing are marked with ● <http://>.

<sup>2</sup>Yara project <https://github.com/davbo/yara-rs/tree/master/sample-miners>

<sup>3</sup>All Wasm binaries of the MinerRay project could be found at <https://github.com/miner-ray/miner-ray.github.io/tree/master/Data/SampleWasmFiles>

<sup>4</sup>All Wasm binaries of the SEISMIC project could be found at <https://github.com/wenhao1006/SEISMIC>

<sup>5</sup>Deepminer project <https://github.com/deepwn/deepMiner>

**Table 1:** The 33 real-world WebAssembly cryptomalware used in our experiments. The table contains: the identifier of the WebAssembly cryptomalware, its size in bytes, the number of instructions, the number of functions defined inside the binary and the number of VirusTotal vendors that detect the binary at the time of writing. The last column contains the origin of the binary.

ID	S	#I.	#F.	#D	Origin
9d30e7f0	68796	30768	61	30	http archive
8ebf4e44	68803	30768	61	26	Web crawling
47d29959	68796	30768	61	31	Yara <sup>2</sup>
aaff587	97551	47033	72	6	SEISMIC <sup>3</sup>
dc11d82d	67496	30246	49	20	MinerRay <sup>4</sup>
0d996462	70972	30531	30	19	SEISMIC, MinerRay
fbdd1efa	94270	45905	40	18	SEISMIC
a32a6f4b	94461	45940	40	18	SEISMIC
d2141ff2	70111	31783	30	9	MinerRay, SEISMIC
046dc081	74099	31783	29	6	MinerRay, SEISMIC
24aae13a	62458	28339	37	4	SEISMIC
000415b2	62466	28339	37	3	SEISMIC
643116ff	73010	31866		6	MinerRay
006b2fb6	87502	39544	90	4	DeepMiner <sup>5</sup>
15b86a25	100755	45881	79	4	MinerRay
4cbdabb1	104666	47916	62	3	SEISMIC
119c53eb	137320	67069	79	2	SEISMIC
f0b24409	77572	34918	59	2	MinerRay
c1be4071	77572	34918	59	2	MinerRay
a74a7cb8	77572	34918	59	2	MinerRay
a27b45ef	77572	34918	59	2	MinerRay
6b8c7899	77572	34918	59	2	MinerRay
68ca7c0e	77572	34918	59	2	MinerRay
65debcb6	77572	34918	59	2	MinerRay
5bc53343	77572	34918	59	2	MinerRay
59955b4c	77572	34918	59	2	MinerRay
942be4f7	103520	46208	79	4	MinerRay
fb15929f	77054	33562	112	4	MinerRay
7c36f462	121931	55839	79	4	MinerRay
89a3645c	75003	34134	58	2	MinerRay
dceaf65b	77575	34901	58	2	MinerRay
089dd312	79883	34989	58	2	MinerRay
e09c32c5	71955	32416	46	1	MinerRay

To validate that the detected binaries are cryptomalware, we do a manual analysis for each one of the 33 detected binaries. We observe that the binaries in the dataset can be found in two primary sources: project SEISMIC and project MinerRay. SEISMIC [34] is a research project in which WebAssembly malware binaries are instrumented and monitored at runtime to detect cryptojacking binaries. MinerRay is a tool to detect crypto mining processes in web browsers [31]. It monitors the interaction between JavaScript and WebAssembly at runtime to detect crypto algorithm patterns. Both projects have collected the binaries as real cryptomalware from the web.

Moreover, all binaries in the dataset are statically different programs (as the different hashes illustrate in the orig-

inal wasmbench dataset identifiers). Yet, all binaries share code from the cryptonight project [37]. This observation is consistent with the findings of Romano et al. [31]. Therefore, we can assume that they are all cryptominers or work as part of cryptominers and that our dataset is not biased by false positives of VirusTotal. We statically analyze their code differences. We have observed that the dataset contains 6 sources of variation. 1) **Versions:** the binaries do not depend on the same version of cryptonight, 2) **Function reordering:** The order in which the functions are declared inside the binary changes 3) **Innocuous expressions:** Expressions have been injected into the program code, but their execution does not affect the semantic of the original program 4) **Function renaming:** The name of the functions exported to JavaScript counterpart have been changed 5) **Data layout changes:** The data needed by the cryptominers has different location in the WebAssembly linear memory. 6) **Partial cryptonight:** The binaries can indistinctly include cryptonight functions, i.e., any of the `cryptonight_create`, `cryptonight_destroy`, `cryptonight_hash` functions.

Interestingly, we have found 5 binaries that are multivariant packages [7] of cryptonight. A multivariant package is a binary containing more than one hashing function. Concretely, the binaries `0d996462`, `d2141ff2`, `046dc081`, `a32a6f4b` and `fbdd1efa` contain between 2 and 3 versions of hashing functions `cryptonight_hash`.

### 4.3. Methodology

Based on our dataset of WebAssembly binaries, we follow the following procedures to answer our research questions.

**RQ1: Evasion effectiveness.** To answer RQ1, we execute the baseline evasion algorithm discussed in subsection 3.3. We first pass a suspicious binary to Wasm-mutate. The diversified version is passed to VirusTotal as a binary oracle. If at least one vendor still detects the diversified binary, we pass it to Wasm-mutate again to stack a new random transformation. We repeat this process until VirusTotal does not label the binary as malware or reach a limit of 1000 transformations. The process is performed 10 times with 10 different random seeds for each binary.

**RQ2: Oracle minimization.** Malicious actors have a limited budget to perform evasion before they get caught. The number of oracle calls is a proxy for such a budget, i.e., the lesser the number of oracle calls, the lesser effort spent. To answer RQ2, we aim at minimizing the number of oracle calls while keeping the same evasion effectiveness. In particular, we assess the capability of the MCMC evasion algorithm to minimize the number of calls to the malware oracle (Metric 1). For this, we execute the MCMC evasion algorithm (algorithm 2) for each malware binary of our dataset. We use VirusTotal as an oracle and stop when we reach a limit of 1000 transformations. Since MCMC has a configuration parameter  $\sigma$ , we repeat the process with three  $\sigma$  values: 0.01, 0.3, and 1.1. These  $\sigma$  values evaluate the MCMC algorithm in the step's size of the transformation exploration. For example, the first value is low, meaning that the explo-

ration process will take any new transformation, whether it increases the fitness function value or not. On the contrary, the largest value 1.1 will only accept transformations with higher values from the oracle, i.e., more evaded detectors.

**RQ3: Malware functionality.** A diversified binary that fully evades the detection, might not be practical due to behavioral or performance issues. RQ3 complements our first two research questions with a correctness and an efficiency evaluation. We execute those cryptomalware that are fully reproducible, i.e., the ones for which we can find the three components mentioned in subsection 2.1. Then, we reproduce all cryptominer components (described in subsection 2.1) by replacing the WebAssembly binaries with variants created by our evasion algorithms, which fully evade VirusTotal. We execute both evasion algorithms three times, to generate 3 + 3 variants for each reproducible cryptomalware.

To check correctness, we verify that the hashes generated by the variants are valid. We determine whether the hashes reach the third component of a cryptomalware (see subsection 2.1). If a miner pool correctly accepts the hashes, then the cryptomalware variant generated by our evasion algorithms is considered correct.

To check for efficiency, we measure the frequency of hashes produced by the variants binaries. For each WebAssembly cryptomalware and its generated variants, we execute and measure the hashes produced per second, during 1000 seconds. For each malware variant, we check if the hash production frequency is still in the same order of magnitude as the original.

**RQ4: Individual Transformation Effectiveness.** As discussed in subsection 3.1, our diversifier comprises 135 possible transformation operators. In this research question, we want to study which transformations perform better in evading the VirusTotal malware detection oracle. This investigation will help future researchers and antivirus engineers to improve their detection methods and tackle subversive transformations.

We use a value of  $\sigma = 1.1$  to tune the MCMC evasion algorithm. With this parameter, the MCMC evasion algorithm only keeps transformations that significantly contribute to improving the fitness of the variant. In other words, a transformation is applied if at least one more detector of VirusTotal is evaded. Then, we count the number of applied transformations aggregated by type of transformation. By measuring this, we obtain the most used one (resp. the least used), and, therefore, understand where malware researchers should focus for counter-evasion.

#### 4.4. Metrics

In this section, we define the notions of total and partial evasion used in this work to measure the impact of the evasion algorithms proposed in subsection 3.3. Besides, we also define the number of oracle calls and number of stacked transformations metrics. In addition, we define the metrics for correct hashes generated by the malware variants and the hashes generation speed.

**Definition 1. Total evasion:** *Given a malware WebAssembly binary, an evasion algorithm generates a variant that totally evades detection if all detectors that originally identify the binary as malware identify the variant as benign.*

**Definition 2. Partial evasion:** *Given a malware WebAssembly binary, an evasion algorithm generates a variant that partially evades detection if at least one detector that originally identifies the binary as malware identifies the variant as benign.*

**Metric 1. Number of oracle calls:** *The number of calls made to the malware oracle during the evasion process.*

**Metric 2. Number of stacked transformations:** *The total number of transformations applied on the initial malware binary during the evasion process.*

Notice that Metric 1 is the number of times that lines 4 and 5 in algorithm 1 and algorithm 2 are executed, respectively. The same could be applied to Metric 2, in lines 7 and 13 of algorithm 1 and algorithm 2, respectively.

The main purpose of a WebAssembly cryptominer is to calculate hashes. By measuring the number of calculated hashes per time unit, we can measure how performant the cryptomalware is. Therefore, the impact of the evasion process over the performance of the created binary can be measured, calculating the number of hashes per time unit:

**Metric 3. Crypto hashes per second (h/s):** *Given a WebAssembly cryptomalware, the crypto hashes per second metric is the number of successfully generated hashes in one second.*

**Metric 4. Correct crypto hashes:** *Given a WebAssembly cryptomalware, the number of correct crypto hashes is the number of hashes that the WebAssembly cryptomalware generates and that the miner pool accepts as valid.*

## 5. Experimental Results

In section, we answer our four research questions regarding the feasibility of WebAssembly diversification for malware evasion.

### 5.1. RQ1. Evasion Effectiveness

We run our baseline evasion algorithm with a limit of 1000 iterations per binary. At each iteration, we query VirusTotal to check if the new binary evades the detection. This process is repeated with 10 random seeds per binary, resulting in a maximum of 10,000 queries per original binary. In total, we generate 98714 variants for the original 33 suspicious binaries.

Table 2 shows the data to answer RQ1. The table contains as columns: the identifier of the program, the number of initial VirusTotal detectors flagging the malware, the number of evaded antivirus vendors (cf. Definition 2) and the mean number of iterations needed to generate a variant that fully evades the detection (cf. Definition 1). The rows of

**Table 2:** Baseline evasion algorithm for VirusTotal. The table contains as columns: the identifier of the program, the number of initial VirusTotal detectors, the maximum number of evaded antivirus vendors and the mean number of iterations needed to generate a variant that fully evades detection. The rows of the table are sorted by the number of initial detectors, from left to right and top to bottom.

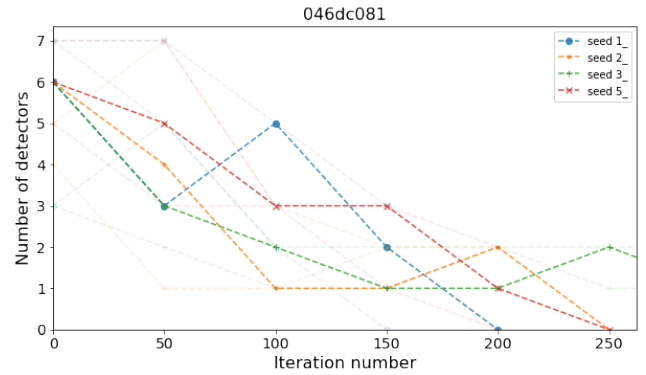
ID	#D	Max. #evaded	Mean #trans.
47d29959	31	26 (83.8%)	N/A
9d30e7f0	30	24 (80.0%)	N/A
8ebf4e44	26	21 (80.7%)	N/A
dc11d82d	20	20 (100.0%)	355
0d996462	19	19 (100.0%)	401
a32a6f4b	18	18 (100.0%)	635
fbdd1efa	18	18 (100.0%)	310
d2141ff2	9	9 (100.0%)	461
aafff587	6	6 (100.0%)	484
046dc081	6	6 (100.0%)	404
643116ff	6	6 (100.0%)	144
15b86a25	4	4 (100.0%)	253
006b2fb6	4	4 (100.0%)	282
942be4f7	4	4 (100.0%)	200
7c36f462	4	4 (100.0%)	236
fb15929f	4	4 (100.0%)	297
24aae13a	4	4 (100.0%)	252
000415b2	3	3 (100.0%)	302
4cbdbbb1	3	3 (100.0%)	295
65debcb2	2	2 (100.0%)	131
59955b4c	2	2 (100.0%)	130
89a3645c	2	2 (100.0%)	431
a74a7cb8	2	2 (100.0%)	124
119c53eb	2	2 (100.0%)	104
089dd312	2	2 (100.0%)	153
c1be4071	2	2 (100.0%)	130
dceaf65b	2	2 (100.0%)	140
6b8c7899	2	2 (100.0%)	143
a27b45ef	2	2 (100.0%)	145
68ca7c0e	2	2 (100.0%)	137
f0b24409	2	2 (100.0%)	127
5bc53343	2	2 (100.0%)	118
e09c32c5	1	1 (100.0%)	120

the table are ordered with respect to the number of detectors for the original binary.

We observe that the baseline evasion algorithm successfully generates variants that totally evade detection for 30 out of 33 binaries. The mean value of iterations needed to generate a variant that evades all detectors ranges from 120 to 635 stacked transformations. For the 30 binaries that completely evade detection, we observe that the mean number of iterations to evade is correlated to the number of initial detectors. For example, the a32a6f4b binary, initially flagged by 18 detectors, requires around 635 iterations, while the 309c32c5, with only one initial flag, needs 120 iterations. The mean number of iterations needed is always less than 1000 stacked transformations.

Figure 2 shows the evasion process with four different

**Figure 2:** The figure shows the evasion process with four seeds for binary 046dc081. Each point in the x-axis represents 50 iterations, and the y-axis represents the number of VirusTotal detectors.



seeds for the binary 046dc081. Each point in the x-axis represents 50 iterations, and the y-axis represents the number of VirusTotal detectors flagging the binary. Three out of 4 seeds manage to totally evade VirusTotal in less than 250 iterations. We have observed that there are better evasion techniques than pure random transformations. For example, the seed represented by the green line partially evades the oracle but shows no tendency to evade detection before 300 iterations. Besides, some transformations help some classifiers to detect the mutated binary. These phenomena are empirically exemplified in Figure 2 in which the curves are not always monotonously decreasing, like the blue-colored curve. In this case, it goes from 3 VirusTotal detectors to 5 during the 50-100 iterations.

There are 3 binaries for which the baseline algorithm does not completely evade the detection. In these three cases, the algorithm misses 5 out of 31, 6 out of 30 and 5 out of 26 detectors. The explanation is the maximum number of iterations (1000) we use for our experiments. However, having more iterations seems not a realistic scenario. For example, if some transformations increment the binary size during the transformation, a considerably large binary might be impractical for bandwidth reasons.

**Answer to RQ1:** The baseline evasion algorithm with Wasm-mutate clearly decrease the detection rate by VirusTotal antivirus vendors. We achieve total evasion of WebAssembly malware in 30/33 (90%) of our malware dataset. In general, less than 650 diversification iterations are needed to totally evade VirusTotal.

## 5.2. RQ2. Oracle Minimization

With RQ2, we analyze the effect of the MCMC evasion algorithm in minimizing the number of calls to the malware oracle (Metric 1). To answer RQ2, we execute the MCMC evasion algorithm discussed in algorithm 2.

In Table 3 we can observe the impact of the MCMC evasion algorithm on our reference dataset. The first two columns of the table are the original program's identifier and the number of initial VirusTotal detectors flagging the malware. The remaining columns are divided into two cat-



egories, maximum detectors evaded (Definition 2) and the number of oracle calls if total (Definition 1). Each one of the two categories contains the result for both evasion algorithms, first the baseline algorithm (BL) followed by the three  $\sigma$ -values analyzed in the MCMC evasion algorithm. Notice that, for the baseline algorithm, the number of oracle calls is the same value as the number of transformations needed to evade by construction. We highlight in bold text the values for which the baseline or the MCMC evasion algorithms are better than each other, the lower, the better.

We observe that the MCMC evasion algorithm successfully generates variants that totally evade the detection for 30 out of 33 binaries, it thus as good as the baseline algorithm. The improvement happens in the number of oracle calls. The oracle calls needed for the MCMC evasion algorithm are 92% of the needed on average for the baseline evasion algorithm.

For 21 of 30 binaries that evade detection entirely, we observe that the mean number of oracle calls needed is lower than those in the baseline evasion algorithm. For example, f0b24409 needs 11 oracle calls with the MCMC evasion algorithm to fully evade the VirusTotal oracle, while for the baseline evasion algorithm, it needs 127 oracles calls. For those 21 binaries, it needs only 40% of the calls the baseline evasion algorithm needs.

The impact of the MCMC evasion algorithm is illustrated in Figure 3. Each point in the x-axis represents 50 iterations, and the y-axis represents the number of VirusTotal detectors flagging binary 046dc081. 2 out of 3  $\sigma$ -values manage to totally evade VirusTotal in less than 400 iterations. On the contrary, lower acceptance criteria  $\sigma = 1.1$  (green line) partially evades the oracle, but does not fully evade within the maximum 1000 iterations limit of the experiment.

The  $\sigma$  value in the algorithm 2 provides the acceptance criteria for new transformations in the MCMC evasion algorithm. We run the MCMC evasion algorithm with three values to better understand the extent to which the transformation space is explored to find a binary that evades successfully. We have observed that for a large value of  $\sigma$ , meaning low acceptance, 16 binaries cannot be mutated to evade VirusTotal entirely. The main reason is that, in this case, the MCMC evasion algorithm discards transformations that increase the number of oracle calls. Therefore, the algorithm gets stuck in local minima and never finds a binary that entirely evades. On the contrary, a small value of  $\sigma$  accepts more new transformations even if more detectors flag the binary.

According to our experiments,  $\sigma = 0.3$  offer a good acceptance trade-off. However, the best value of  $\sigma$  actually depends on the binary to mutate. Therefore, we cannot conclude the best value of  $\sigma$  for the whole dataset. This is a consequence of the particularities of each one of the original binaries and its detectors. For example, we have observed that for the bottom part of Table 3 the highest value of  $\sigma$  works better overall. The main reason is the low number of original detectors. In those cases, the exploration space for transfor-

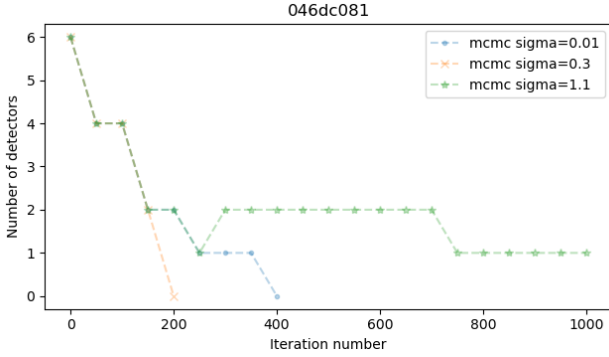
**Table 3:** MCMC evasion algorithm for VirusTotal. The first two columns of the table are: the identifier of the original program and the number of initial detectors. The remaining columns are divided into two categories, maximum detectors evaded if partial evasion and number of oracle calls if total evasion. Each one of the two categories contains the result of the evasion algorithms, first the baseline algorithm (BL) followed by the three  $\sigma$ -values analysed in the MCMC evasion algorithm. We highlight in bold text the values for which the baseline or the MCMC evasion algorithms are better from each other. Overall, the MCMC evasion algorithm needs less oracle calls than the baseline algorithm.

ID	#D	Max. evaded				#Oracle calls				
		BL	MCMC			BL	MCMC			
			$\sigma=0.1$	$\sigma=0.3$	$\sigma=1.1$		$\sigma=0.01$	$\sigma=0.3$	$\sigma=1.1$	
47d29959	31	<b>26</b>	19	12	10					
9d30e7f0	30	<b>24</b>	17	9	10					
8ebf4e44	26	<b>21</b>	13	5	4					
dc11d82d	20	<b>20</b>	<b>20</b>	14	15	<b>355</b>	446			
0d996462	19	<b>19</b>	<b>19</b>	14	4	<b>401</b>	697			
a32a6f4b	18	<b>18</b>	<b>18</b>	6	1	635	<b>625</b>			
fbdd1efa	18	<b>18</b>	<b>18</b>	3	3	<b>310</b>	726			
d2141ff2	9	<b>9</b>	<b>9</b>	<b>9</b>	5	<b>461</b>	781	783		
aafff587	6	<b>6</b>	2	<b>6</b>	<b>6</b>	484		<b>331</b>	413	
046dc081	6	<b>6</b>	<b>6</b>	<b>6</b>	5	404	397	<b>159</b>		
643116ff	6	<b>6</b>	<b>6</b>	<b>6</b>	1	<b>144</b>	436	631		
15b86a25	4	<b>4</b>	<b>4</b>	<b>4</b>	<b>4</b>	253	208	214	<b>131</b>	
006b2fb6	4	<b>4</b>	<b>4</b>	<b>4</b>	0	<b>282</b>	380	709		
942be4f7	4	<b>4</b>	<b>4</b>	<b>4</b>	<b>4</b>	<b>200</b>	<b>200</b>	<b>200</b>	219	
7c36f462	4	<b>4</b>	<b>4</b>	2	0	236	<b>221</b>			
fb15929f	4	<b>4</b>	2	<b>4</b>	2	<b>297</b>		475		
24aae13a	4	<b>4</b>	<b>4</b>	<b>4</b>	0	<b>252</b>	401	446		
000415b2	3	<b>3</b>	<b>3</b>	<b>3</b>	2	302	376	<b>34</b>		
4cbdbbb1	3	<b>3</b>	<b>3</b>	<b>3</b>	<b>3</b>	295	204	<b>72</b>	685	
65debcbe	2	<b>2</b>	<b>2</b>	<b>2</b>	<b>2</b>	131	<b>33</b>	<b>33</b>	<b>33</b>	
59955b4c	2	<b>2</b>	<b>2</b>	<b>2</b>	<b>2</b>	130	<b>33</b>	<b>33</b>	<b>33</b>	
89a3645c	2	<b>2</b>	<b>2</b>	<b>2</b>	<b>2</b>	431	319	197	<b>107</b>	
a74a7cb8	2	<b>2</b>	<b>2</b>	<b>2</b>	<b>2</b>	124	<b>33</b>	<b>33</b>	<b>33</b>	
119c53eb	2	<b>2</b>	<b>2</b>	<b>2</b>	<b>2</b>	104	45	480	<b>18</b>	
089dd312	2	<b>2</b>	<b>2</b>	<b>2</b>	<b>2</b>	153	166	167	<b>123</b>	
c1be4071	2	<b>2</b>	<b>2</b>	<b>2</b>	<b>2</b>	130	<b>33</b>	<b>33</b>	<b>33</b>	
dceaf65b	2	<b>2</b>	<b>2</b>	<b>2</b>	<b>2</b>	140	166	166	<b>132</b>	
6b8c7899	2	<b>2</b>	<b>2</b>	<b>2</b>	<b>2</b>	143	<b>33</b>	<b>33</b>	<b>33</b>	
a27b45ef	2	<b>2</b>	<b>2</b>	<b>2</b>	<b>2</b>	145	<b>33</b>	<b>33</b>	<b>33</b>	
68ca7c0e	2	<b>2</b>	<b>2</b>	<b>2</b>	<b>2</b>	137	<b>33</b>	167	595	
f0b24409	2	<b>2</b>	<b>2</b>	<b>2</b>	<b>2</b>	127	<b>11</b>	33	<b>11</b>	
5bc53343	2	<b>2</b>	<b>2</b>	<b>2</b>	<b>2</b>	118	<b>33</b>	<b>33</b>	<b>33</b>	
e09c32c5	1	<b>1</b>	<b>1</b>	<b>1</b>	0	<b>120</b>	488	921		

mations is smaller. Thus, for the MCMC evasion algorithm, the chances of a local minimum for the fitness function to be global are larger. Therefore, the MCMC evasion algorithm with low acceptance criteria can find the binary that fully evades in fewer iterations. On the contrary, if the number of initial detectors is more significant, the exploration space is too big to explore in 1000 max iterations. The reason is that the MCMC evasion algorithm applies one transformation per time. While we provide fine-grained analysis in our work, more than one transformation per iteration could be applied in the MCMC evasion algorithm to solve this.

In all 3 cases for which neither the baseline nor the MCMC evasion algorithms could find a binary that fully evades, the maximum evaded detectors are less for the MCMC evasion algorithm. The main reason is that the MCMC evasion algorithm might prevent transformations for

**Figure 3:** The figure shows the MCMC evasion process for the binary 046dc081. Each point in the x-axis represents 50 iterations, and the y-axis represents the number of VirusTotal detectors. The figure shows less chaotic progress for oracle evasion.



which the number of detectors increases. As previously discussed, it is stuck in local minima, which means that it does not explore transformation paths for which a higher number of detectors could lead to better long-term results and, eventually, full evasion.

**Answer to RQ2:** The MCMC evasion algorithm needs fewer oracle calls than the baseline algorithm. In 21 cases out of 33, it needs only 40% of oracle calls compared to the baseline, providing more stealthiness to the malicious organization directing the evasion. The acceptance criterion  $\sigma$  of the MCMC evasion algorithm needs to be carefully crafted depending on the original binary.

### 5.3. RQ3. Malware Functionality

To answer RQ3, we select the six binaries we can build and execute end-to-end. Then, we execute the original binary and the variants generated by the baseline and MCMC evasion algorithms. The essence of a cryptomalware is to generate hashes at high-speed. Consequently, we assess the correctness of the variants concerning two properties: validity of the hashes and frequency of hash generation. With Metric 4, we determine the validity of the generated hashes by checking if the backend miner pool accepts them. The frequency is measured as the amount of hashes produced by the variant binaries in one second (Metric 3).

Table 4 summarizes the key data for RQ3. Each row of the table corresponds to one binary that can be executed end-to-end, by reproducing the three components mentioned in subsection 2.1. The first two values of each row are the original binary’s identifier and its original frequency of hash generation. Then, for our baseline algorithm, each row has the data for three variants generated during a successful oracle evasion. For each one of the variants, we include the correctness percentage and the hashes calculated per second. The last group of columns of the table contains the correctness percentage and the hashes calculated per second for the three variants generated with the MCMC algorithm. After each frequency of hashing measurement, we indicate the relative difference with the original frequency in parentheses. A dif-

ference lower or equal to 1.0 means that the variant is faster or as efficient as the original. On the contrary, the variant is slower if the difference is larger than 1.0. The table contains the information for 36 variants that fully evade VirusTotal, generated out of 6 original binaries.

We use the backend miner pools (see subsection 2.1) of the six cryptomalware to determine the validity of the hashes computed by all the programs. All correctness assessments for the 36 variants indicate that the miner pools do not detect any invalid hash when executing the WebAssembly cryptominer variants. This means that the variants synthesized by the baseline and the MCMC algorithms to evade the malware oracle can still systematically generate valid hashes.

We have observed that 14 of 36 variants are more efficient than the original cryptomalware. For example, for the fbdd1efa binary, all its variants are from 0.68 to 0.76 faster than the original hash generation frequency. This phenomenon occurs because Wasm-mutate can perform transformations in the executable code, which work as optimizations. This is evidence that focused optimization is a good primitive for evasion. On the contrary, 22 out of 36 variants underperform compared to the original binary. The worst case is the binary 0d996462. Its slowest variant is 2.78 slower than the original hash generation. The main reason is that Wasm-mutate also introduces non-optimal transformations.

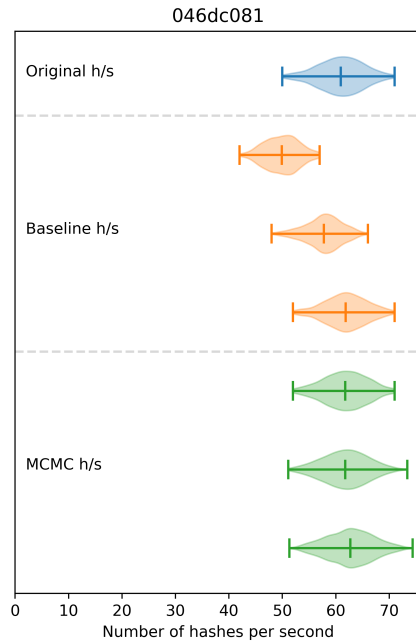
The variants generated by the baseline evasion algorithm tend to be slower than the MCMC evasion algorithm. The MCMC evasion algorithm triggers fewer oracle calls and can generate variants faster than the ones generated by the evasion algorithm. This phenomenon is a direct consequence of the MCMC evasion algorithm implementation, which has a selective strategy when applying transformations on a binary (see algorithm 2). In summary, the MCMC evasion algorithm produces variants that fully evade the VirusTotal oracle with lower performance overhead during execution. The worst performant variant is only 1.2 times slower for the MCMC evasion algorithm.

In Figure 4, we plot the distribution of the hashes per second for variants generated for the 046dc081 cryptomalware. In the figure, we include the original binary (in blue), the three variants generated by the baseline algorithm (in orange), and the three variants generated by the MCMC evasion algorithm (in green). Each violin plot corresponds to the hashes per second. We observe a normal distribution around the exact number of hashes per second. In this case, we have observed that the MCMC evasion algorithm provides a hash-per-second ratio better than the original. This phenomenon can be observed in the lines inside the violin plots, the green line is slightly shifted to the right compared to the lines of the blue violin plot.

**Table 4:** Malware correctness and efficiency. The table contains a total of 36 selected variants that fully evade VirusTotal, generated out of 6 original binaries. The first two values of each row are the identifier of the original binary and its original frequency of hash generation. The second section of the table shows correctness percentage and hashes per second for three variants generated with our baseline algorithm. The third section of the table shows correctness percentage and hashes per second for three variants generated with the MCMC algorithm. After each frequency of hashing measurement, we indicate the relative difference with the original frequency, in parentheses. A difference lower or equal to 1.0 indicates a variant that is faster or as efficient as the original; a difference larger than 1.0 is a variant slower than the original.

ID	Original h/s	Baseline algorithm						MCMC algorithm					
		correct. %	h/s	correct. %	h/s	correct. %	h/s	correct. %	h/s	correct. %	h/s	correct. %	h/s
0d996462	64	100 %	23(2.78)	100 %	26(2.46)	100 %	102( <b>0.63</b> )	100%	60 (1.06)	100%	61 (1.05)	100%	61 (1.05)
a32a6f4b	26	100 %	23(1.13)	100 %	25(1.04)	100 %	26( <b>1.00</b> )	100%	27 ( <b>0.96</b> )	100%	26 ( <b>0.97</b> )	100%	26 ( <b>1.00</b> )
fbdd1efa	19	100 %	25( <b>0.76</b> )	100 %	25( <b>0.76</b> )	100 %	26( <b>0.73</b> )	100%	28 ( <b>0.67</b> )	100%	30 ( <b>0.62</b> )	100%	28 ( <b>0.68</b> )
d2141ff2	72	100 %	53(1.36)	100 %	55(1.31)	100 %	57(1.26)	100%	59 (1.20)	100%	61 (1.18)	100%	58 (1.24)
046dc081	61	100 %	50(1.22)	100 %	58(1.05)	100 %	62( <b>0.98</b> )	100%	60 (1.02)	100%	62 ( <b>0.98</b> )	100%	58 (1.05)
006b2fb6	8	100 %	4(2.00)	100 %	6(1.33)	100 %	9( <b>0.89</b> )	100%	6 (1.25)	100%	7 (1.10)	100%	6 (1.33)

**Figure 4:** Distribution of the hashes per second for the variants generated for the original 046dc081 cryptomalware. In the figure we include the original binary (in blue), three variants generated by the baseline algorithm (in orange), and three variants generated by the MCMC evasion algorithm (in green).

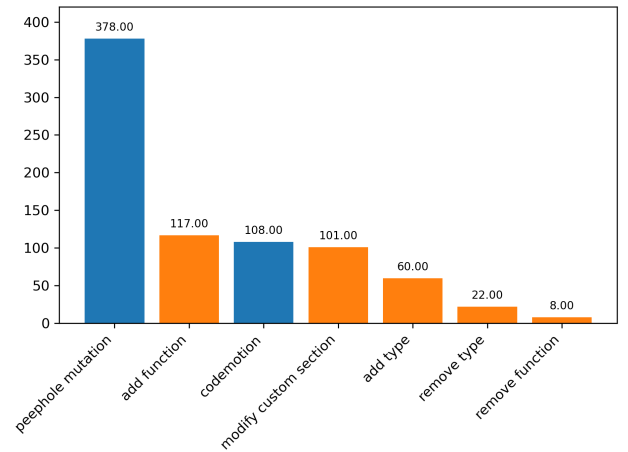


**Answer to RQ3:** Our algorithms synthesize Web-Assembly cryptomalware variants that fully evade the VirusTotal oracle and that provide the same functionality as the original. The execution of evading malware systematically produces valid hashes, and the variations in performance are imperceptible. For 39% of the generated variants, we observe better performance, and in the worst case, the generated variant underperforms by 2.78 times the original binary.

#### 5.4. RQ4. Individual Transformation Effectiveness

With RQ4, we investigate what individual transformations are the most appropriate to generate evading malware variants. Both attackers and defenders can leverage this

**Figure 5:** Distribution of applied transformation for the MCMC evasion algorithm with  $\sigma = 1.1$  (low acceptance). The x-axis displays the names of the transformations. The y-axis indicates the number of transformations found in the generated variants. We can observe which transformations perform better in order to provide total evasion.



information as follows. On the one hand, attackers know which transformation operators they can discard to speed-up the search for evading malware and minimize calls to the oracle. On the other hand, defenders can focus on the most effective transformations to evade antiviruses.

In Figure 5 we plot the distribution of transformations applied by the MCMC evasion algorithm with  $\sigma = 1.1$  when it generates variants that fully evade the VirusTotal oracle. On the x-axis, we provide the name of the transformation as Wasm-mutate implements them. The y-axis is the absolute number of transformations found among the generated variants. The transformations are sorted in decreasing order of usage in the variants. We use two colors for transformations: transformations that affect the execution of the binary (in blue color) and transformations that do not (in orange color). For example, adding a new type definition does not affect the execution of the binary, while a peephole transformation does.

First, we concentrate on non-behavioral transformations in orange. The most effective transformation is to add a random function, which is present 117 times in the evad-

ing binaries. The next most present structural transformation is the `modify custom` section transformation. This highlights the sensitivity of malware detectors to the custom section. We note that custom section modification at the bytecode level provides advantages against source code obfuscation because we are sure that the compiler does not add metadata information that would help malware detectors. In other words, metadata information injected by compilers into WebAssembly binaries [14], could be removed from being part of possible detection.

Transformations `remove function` and `remove type` also affect malware detection. This novel observation indicates that malware detectors are looking for code common in malware yet dead code. For example, malware detectors probably check for code that does not affect the original functionality of the binary. Thus, if this information is removed, the detector misses the malware. In other terms, by removing code, the detection surface is reduced.

The most significant transformation to generate evading malware consists of peephole transformations (the largest bar of the figure at the left-hand side of the figure). The peephole transformations operate at the bytecode instruction level. For example, in Listing 1 and Listing 2 we show a piece of the binary `089a3645c`, and one peephole transformation applied, respectively. The transformation in the listings corresponds to a variant generated with the MCMC evasion algorithm. Only this transformation is required to evade 2 VirusTotal detectors for the `089a3645c`.

Our results clearly show that malware detector vendors should prioritize the detection of peephole transformations in WebAssembly, to increase the likelihood of detecting cryptomalware. For example, the transformation of Listing 2 can be reversed with static analysis.

```
...
local.get 0

i32.const 4
i32.add
...
```

**Listing 1:** Original piece of code for the `089a3645c` WebAssembly binary.

```
...
local.get 0
i64.const -461681990785514485
drop
i32.const 0
i32.shr_u
i32.const 4
i32.add
...
```

**Listing 2:** Peephole mutations of Listing 1. Only with this mutation VirusTotal passed from 2 initial detectors to 0 in our experiments.

When we answer our four research questions, we generate WebAssembly cryptominer variants by adding one transformation at a time (See subsection 3.3). This method allows us to answer our research questions at a fine-grained level. For instance, the answer to RQ4 could only be possible if the transformations are analyzed one by one in the evasion process. Now, our method can be easily tuned to one-shot evasion: the algorithms could apply multiple transformations simultaneously to produce evading malware in one iteration. Consequently, the evasion process proposed in this work could be faster and more practical for a potential attacker. On the other hand, our algorithms stop as soon as one

binary is diversified enough to provide total evasion. Since the overhead introduced by `wasm-mutate` is imperceptible, the transformation process can generate remarkably more binaries. Our approaches could escalate to infinite cryptomalware variants.

**Answer to RQ4:** Our experiments reveal that peephole transformations are the most effective for WebAssembly malware evasion. We also show that transformations on non-executable parts of WebAssembly binaries can contribute to evasion. These novel observations are crucial for malware detector vendors to prioritize their work on improving malware detection.

## 6. Threats to Validity

*Internal:* We use `Wasm-mutate` as the diversifier for our evasion algorithms. `Wasm-mutate` could contain bugs, i.e., some binaries might not be semantically equivalent. We mitigate this threat with RQ3, where we evaluate the correctness of 6 binaries and their variants: all executed variants generated by `Wasm-mutate` correctly provided hash calculation.

*External:* The labeling of VirusTotal for our corpus might change over time. Thus, our quantitative results might change in future reproduction. Also, we have observed that when our evasion algorithms manage to evade, VirusTotal results in timeout in several cases. This might suggest that the evasion effectiveness is also due to performance constraints on the VirusTotal side and not only to our technique. Moreover, while our techniques demonstrate to total evade VirusTotal, our insights are based on a black-box observation of it.

## 7. Conclusion

We have shown that WebAssembly cryptominers can be diversified and achieve total evasion wrt to a world-class malware detector. The generated variants are not flagged as malware, are fully functional and are as performant as the original. We have evaluated our technique against 60+ state-of-art antiviruses through the meta-tool VirusTotal. Our work shows which code transformations are good for evading cryptomalware detectors, giving a roadmap for researchers in malware detection. Our approach can be adapted to apply several transformations at once, using only a few oracle calls and providing total evasion in a matter of seconds.

As future work, we will improve the evasion fitness functions by including malware program properties, w.r.t. both evasion and malware execution performance. Some argue that the future of malware detection lies in machine learning. In future work, we believe in using our diversification technique to provide data augmentation for better malware detection.

## References

- [1] Afianian, A., Niksefat, S., Sadeghiyan, B., Baptiste, D., 2019. Malware dynamic analysis evasion techniques: A survey. *ACM Comput. Surv.* 52. URL: <https://doi.org/10.1145/3365001>, doi:10.1145/3365001.



- [2] Aghakhani, H., Gritti, F., Mecca, F., Lindorfer, M., Ortolani, S., Balzarotti, D., Vigna, G., Kruegel, C., 2020. When malware is packin' heat; limits of machine learning classifiers based on static analysis features, in: Proc. of NDSS.
- [3] Bhansali, S., Aris, A., Acar, A., Oz, H., Uluagac, A.S., 2022. A first look at code obfuscation for webassembly, in: Proc. of Conf. on Security and Privacy in Wireless and Mobile Networks, p. 140–145. doi:10.1145/3507657.3528560.
- [4] Bian, W., Meng, W., Zhang, M., 2020. Minethrottle: Defending against wasm in-browser cryptojacking, in: Proceedings of The Web Conference 2020, Association for Computing Machinery, New York, NY, USA. p. 3112–3118. URL: <https://doi.org/10.1145/3366423.3380085>, doi:10.1145/3366423.3380085.
- [5] Bostani, H., Moonsamy, V., 2021. Evadedroid: A practical evasion attack on machine learning for black-box android malware detection. ArXiv abs/2110.03301.
- [6] Bytecodealliance, 2021. wasm-mutate. URL: <https://github.com/bytecodealliance/wasm-tools/tree/main/crates/wasm-mutate>.
- [7] Cabrera Arteaga, J., Laperdrix, P., Monperrus, M., Baudry, B., 2022. Multi-variant execution at the edge, in: Proceedings of the 9th ACM Workshop on Moving Target Defense, Association for Computing Machinery, New York, NY, USA. p. 11–22. URL: <https://doi.org/10.1145/3560828.3564007>, doi:10.1145/3560828.3564007.
- [8] Chua, M., Balachandran, V., 2018. Effectiveness of android obfuscation on evading anti-malware, in: Proceedings of the Eighth ACM Conference on Data and Application Security and Privacy, Association for Computing Machinery, New York, NY, USA. p. 143–145. URL: <https://doi.org/10.1145/3176258.3176942>, doi:10.1145/3176258.3176942.
- [9] Dasgupta, P., Osman, Z., 2021. A Comparison of State-of-the-Art Techniques for Generating Adversarial Malware Binaries. arXiv e-prints, arXiv:2111.11487arXiv:2111.11487.
- [10] Egele, M., Scholte, T., Kirda, E., Kruegel, C., 2008. A survey on automated dynamic malware-analysis techniques and tools. ACM Comput. Surv. 44. URL: <https://doi.org/10.1145/2089125.2089126>, doi:10.1145/2089125.2089126.
- [11] GoogleLLC, 2022. Virustotal enterprise. URL: <https://assets.virustotal.com/vt-360-outcomes.pdf>.
- [12] Haas, A., Rossberg, A., Schuff, D.L., Titzer, B.L., Holman, M., Gohman, D., Wagner, L., Zakai, A., Bastien, J., 2017. Bringing the web up to speed with WebAssembly, in: Proceedings of the 38th ACM SIGPLAN Conference on Programming Language Design and Implementation, pp. 185–200.
- [13] Hastings, W.K., 1970. Monte carlo sampling methods using markov chains and their applications.
- [14] Hilbig, A., Lehmann, D., Pradel, M., 2021. An empirical study of real-world webassembly binaries: Security, languages, use cases. Proceedings of the Web Conference 2021.
- [15] Kaspersky, 2022. The state of cryptojacking in the first three quarters of 2022. URL: <https://securelist.com/cryptojacking-report-2022/107898/>.
- [16] Kelton, C., Balasubramanian, A., Raghavendra, R., Srivatsa, M., 2020. Browser-based deep behavioral detection of web cryptomining with coinspy, in: Workshop on Measurements, Attacks, and Defenses for the Web (MADWeb) 2020, pp. 1–12.
- [17] Kharraz, A., Ma, Z., Murley, P., Lever, C., Mason, J., Miller, A., Borisov, N., Antonakakis, M., Bailey, M., 2019. Outguard: Detecting in-browser covert cryptocurrency mining in the wild, in: The World Wide Web Conference, Association for Computing Machinery, New York, NY, USA. p. 840–852. URL: <https://doi.org/10.1145/3308558.3313665>, doi:10.1145/3308558.3313665.
- [18] Konoth, R.K., Vineti, E., Moonsamy, V., Lindorfer, M., Kruegel, C., Bos, H., Vigna, G., 2018. Minesweeper: An in-depth look into drive-by cryptocurrency mining and its defense, pp. 1714–1730. doi:10.1145/3243734.3243858.
- [19] Le, V., Afshari, M., Su, Z., 2014. Compiler validation via equivalence modulo inputs, in: Proc. of PLDI, p. 216–226.
- [20] Li, D., Li, Q., Ye, Y.F., Xu, S., 2021. Arms race in adversarial malware detection: A survey. ACM Comput. Surv. 55. URL: <https://doi.org/10.1145/3484491>, doi:10.1145/3484491.
- [21] Lu, G., Debray, S.K., 2013. Weaknesses in defenses against web-borne malware - (short paper), in: DIMVA.
- [22] Lu, L., Yegneswaran, V., Porras, P., Lee, W., 2010. Blade: an attack-agnostic approach for preventing drive-by malware infections, in: Proceedings of the 17th ACM conference on Computer and communications security, pp. 440–450.
- [23] Monero, 2022. Monero. URL: <https://www.getmonero.org/>.
- [24] Mozilla, 2022. Using web workers. URL: [https://developer.mozilla.org/en-US/docs/Web/API/Web\\_Workers\\_API/Using\\_web\\_workers](https://developer.mozilla.org/en-US/docs/Web/API/Web_Workers_API/Using_web_workers).
- [25] Musch, M., Wressnegger, C., Johns, M., Rieck, K., 2019a. New kid on the web: A study on the prevalence of webassembly in the wild, in: Perdisci, R., Maurice, C., Giacinto, G., Almgren, M. (Eds.), Detection of Intrusions and Malware, and Vulnerability Assessment, Springer International Publishing, Cham. pp. 23–42.
- [26] Musch, M., Wressnegger, C., Johns, M., Rieck, K., 2019b. Thieves in the browser: Web-based cryptojacking in the wild, in: Proceedings of the 14th International Conference on Availability, Reliability and Security, Association for Computing Machinery, New York, NY, USA. URL: <https://doi.org/10.1145/3339252.3339261>, doi:10.1145/3339252.3339261.
- [27] Naseem, F., Aris, A., Babun, L., Uluagac, S., Tekiner, E., 2021. MINOS: A Lightweight Real-Time Cryptojacking Detection System. Ndss URL: [https://www.ndss-symposium.org/wp-content/uploads/ndss2021\\_4C-4\\_24444\\_paper.pdf](https://www.ndss-symposium.org/wp-content/uploads/ndss2021_4C-4_24444_paper.pdf), doi:10.14722/NDSS.2021.24444.
- [28] Peng, P., Yang, L., Song, L., Wang, G., 2019. Opening the blackbox of virustotal: Analyzing online phishing scan engines, in: Proceedings of the Internet Measurement Conference, Association for Computing Machinery, New York, NY, USA. p. 478–485. URL: <https://doi.org/10.1145/3355369.3355585>, doi:10.1145/3355369.3355585.
- [29] Rokicki, T., Maurice, C., Botvinnik, M., Oren, Y., 2022. Port contention goes portable: Port contention side channels in web browsers, in: Proceedings of the 2022 ACM on Asia Conference on Computer and Communications Security, Association for Computing Machinery, New York, NY, USA. p. 1182–1194. URL: <https://doi.org/10.1145/3488932.3517411>, doi:10.1145/3488932.3517411.
- [30] Romano, A., Lehmann, D., Pradel, M., Wang, W., 2022. Wobfuscator: Obfuscating javascript malware via opportunistic translation to webassembly, in: Proceedings of the 2022 IEEE Symposium on Security and Privacy (S&P 2022), pp. 1101–1116.
- [31] Romano, A., Zheng, Y., Wang, W., 2020. Minerray: Semantics-aware analysis for ever-evolving cryptojacking detection, in: 2020 35th IEEE/ACM International Conference on Automated Software Engineering (ASE), pp. 1129–1140.
- [32] Schkufza, E., Sharma, R., Aiken, A., 2012. Stochastic superoptimization. ACM SIGPLAN Notices 48. doi:10.1145/2451116.2451150.
- [33] VirusTotal, 2020. VirusTotal - Home. URL: <https://www.virustotal.com/gui/home/search>.
- [34] Wang, W., Ferrell, B., Xu, X., Hamlen, K.W., Hao, S., 2018. Seismic: Secure in-lined script monitors for interrupting cryptojacks, in: Lopez, J., Zhou, J., Soriano, M. (Eds.), Computer Security, Springer International Publishing, Cham. pp. 122–142.
- [35] Willsey, M., Nandi, C., Remy Wang, Y., Flatt, O., Tatlock, Z., Panckheha, P., 2020. egg: Fast and Extensible Equality Saturation. arXiv e-prints, arXiv:2004.03082arXiv:2004.03082.
- [36] Xia, M., Gong, L., Lyu, Y., Qi, Z., Liu, X., 2015. Effective real-time android application auditing, in: Proceedings of the 2015 IEEE Symposium on Security and Privacy, IEEE Computer Society.
- [37] XMRIG, 2016. Xmrigr. URL: <https://github.com/xmrigr/xmrigr>.
- [38] Zhu, S., Shi, J., Yang, L., Qin, B., Zhang, Z., Song, L., Wang, G., 2020. Measuring and modeling the label dynamics of online Anti-Malware engines, in: 29th USENIX Security Symposium (USENIX Security 20), USENIX Association. pp. 2361–2378. URL: <https://www.usenix.org/conference/usenixsecurity20/presentation/zhu>.