

Decoder Tuning: Efficient Language Understanding as Decoding

Ganqu Cui¹, Wentao Li¹, Ning Ding¹, Longtao Huang², Zhiyuan Liu¹, Maosong Sun¹

¹Tsinghua University, ²Alibaba Group
cgq22@mails.tsinghua.edu.cn

Abstract

With the evergrowing sizes of pre-trained models (PTMs), it has been an emerging practice to only provide the inference APIs for users, namely model-as-a-service (MaaS) setting. To adapt PTMs with model parameters frozen, most current approaches focus on the input side, seeking for powerful prompts to stimulate models for correct answers. However, we argue that input-side adaptation could be arduous due to the lack of gradient signals and they usually require thousands of API queries, resulting in high computation and time costs. In light of this, we present Decoder Tuning (DecT), which in contrast optimizes task-specific decoder networks on the output side. Specifically, DecT first extracts prompt-stimulated output scores for initial predictions. On top of that, we train an additional decoder network on the output representations to incorporate posterior data knowledge. By gradient-based optimization, DecT can be trained within several seconds and requires only one PTM query per sample. Empirically, we conduct extensive natural language understanding experiments and show that DecT significantly outperforms state-of-the-art algorithms with a $10^3 \times$ speed-up.

1 Introduction

Recent advances in pre-trained models (PTMs) demonstrate the power of the “pre-training-fine-tuning” paradigm, which empowers broad downstream NLP tasks with a single backbone model (Devlin et al., 2019; Raffel et al., 2020; Radford et al., 2019). Given the million even billion-scale models, model-as-a-service (MaaS) has become an emerging practice in deploying massive PTMs, where users can only get access to model inference APIs (Brown et al., 2020; Sun et al., 2022b). Under such a scenario, PTMs’ parameters are frozen, and users cannot fine-tune the model on downstream tasks for adaptation. To find an alter-

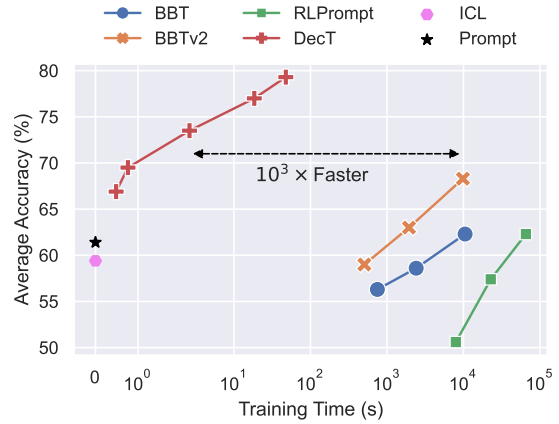


Figure 1: Accuracy v.s. training time for MaaS adaptation methods under different training shots. DecT outperforms all baselines by a large margin with a $10^3 \times$ speed-up.

native way, researchers have studied MaaS PTM adaptation methods extensively.

Most existing approaches in this line are based on *prompts*, which modify inputs with specific patterns. By wrapping inputs into cloze-style questions or prepending inputs with a few demonstrative examples, PTMs could produce the right outputs directly and show strong “in-context” learning abilities (Petroni et al., 2019; Brown et al., 2020) without any parameter update. Besides heuristic prompt design, some recent works try to optimize the input prompts without gradients. Among them, Black-box Tuning (BBT) (Sun et al., 2022b) and BBTv2 (Sun et al., 2022a) apply evolutionary algorithm (Hansen and Ostermeier, 2001) on continuous prompt tokens, while RLPrompt (Deng et al., 2022) adopts reinforcement learning to find discrete prompt tokens. Nevertheless, gradient-free optimization is rather difficult and these input-side methods need to query the PTMs thousands of times for optimization, which leads to huge inference costs in terms of time and computation

resources. Moreover, their final performance is not satisfying as well.

Given the flaws of *input-side* adaptation, we turn to *output-side* adaptation, which builds tunable decoder networks on model outputs. Comparatively, output-side adaptation enjoys two major advantages: (1) We can directly tune decoder networks on top of model outputs with back-propagation rather than arduous alternatives. (2) We can reduce thousands of model queries to only once per sample. However, designing decoder networks is not straightforward. Past studies have shown that merely tuning an MLP or LSTM (Hochreiter and Schmidhuber, 1997) over output features cannot provide satisfying results (Sun et al., 2022a,b), leaving this path underexplored.

In this work, we aim to solve the performance issue for output-side adaptation, and we argue that there are two critical reasons behind it: (1) Simply utilizing PTMs as feature extractors ignores the infilling ability of PTMs, which is a strong prior for adaptation. (2) MLP and LSTM are not proper networks especially when training data is not sufficient.

Based on these findings, we present Decoder Tuning (DecT), an enhanced output-side adaptation method. Specifically, DecT has two crucial design choices to address the above issues. First, DecT queries the PTM with prompts and adopts model output scores as the initial predictions, which takes advantage of internal model knowledge. Second, on top of the output representations, we select a Prototypical Network (ProtoNet) (Snell et al., 2017) as the decoder network and train it to fit the training data, which is more suitable for few-shot learning. In this way, DecT modifies the initial model scores with subsequent training data, thus achieving better performance.

Through few-shot learning experiments on ten language understanding datasets, we highlight three advantages of DecT (see Figure 1). (1) DecT achieves a 5% absolute accuracy improvement on average, greatly outperforming previous works. (2) DecT is highly efficient. Compared with major prompt engineering baselines, DecT dramatically reduces the average adaptation time from over 16,000 seconds (BBTv2) to 3 seconds. (3) DecT only requires one PTM query for each example, while other methods need about 10^4 calls. This advantage is vital when PTM calls are not for free. In addition, we also conduct extensive ablation stud-

ies and validate the impact of each component of DecT.

2 Preliminaries

Given a set of training data $\mathcal{D}_{\text{train}} = \{(x_i, y_i)\}_{i=1}^N$ and PTM \mathcal{M} , we need to predict the label $y \in \{1, \dots, K\}$ for sample x , where K is the number of classes. We assume that each class has the same amount of n training samples.

In the MaaS setting, \mathcal{M} is a black-box inference API with fixed parameters. Therefore, we can only query the model with input x and get corresponding outputs. To better utilize the PTMs, it has been a common practice to wrap input samples into prompts. Specifically, we enclose each input x into a template \mathcal{T} with a [MASK] token (here we assume using a masked language model). Then, we query \mathcal{M} with $\mathcal{T}(x)$ and get the final layer hidden states \mathbf{h} at the [MASK] position and scores $\mathbf{s} = S_{\mathcal{M}}(x) \in \mathbb{R}^K$ over label words \mathcal{V} . Take sentiment analysis as an example, we can use

$$\mathcal{T}(x) = x \text{ In summary, it was [MASK].}$$

as the template with $\mathcal{V} = \{\text{bad, great}\}$ as label words for negative and positive sentiment respectively. The output scores on these label words further correspond to the classes.

3 Methodology

In this section, we elaborate on our proposed Decoder Tuning (DecT) method for the classification task. We start with reviewing current input-side adaptation methods, then give an overview of DecT and finally detail it step-by-step.

3.1 Input-side Adaptation

Previous MaaS adaptation methods seek for optimal prompts that stimulate PTMs to output correct answers¹. Without loss of generality, we formulate these methods with a transformation function $f(\cdot)$ which pre-processes the input x . $f(\cdot)$ can be specialized by adding demonstrations (Brown et al., 2020), discrete prompt tokens (Deng et al., 2022) or soft ones (Sun et al., 2022a,b). Denote the final score as $q(x)$ and probability as $P(y|x) = \text{Softmax}(q(x))$, these methods define $q(x) = S_{\mathcal{M}}(f(x))$ and optimize $f(\cdot)$ for correct predictions. Although optimizing $f(\cdot)$ without

¹BBTv2 (Sun et al., 2022a) further optimizes prompt tokens in the intermediate layers, but we omit this here.

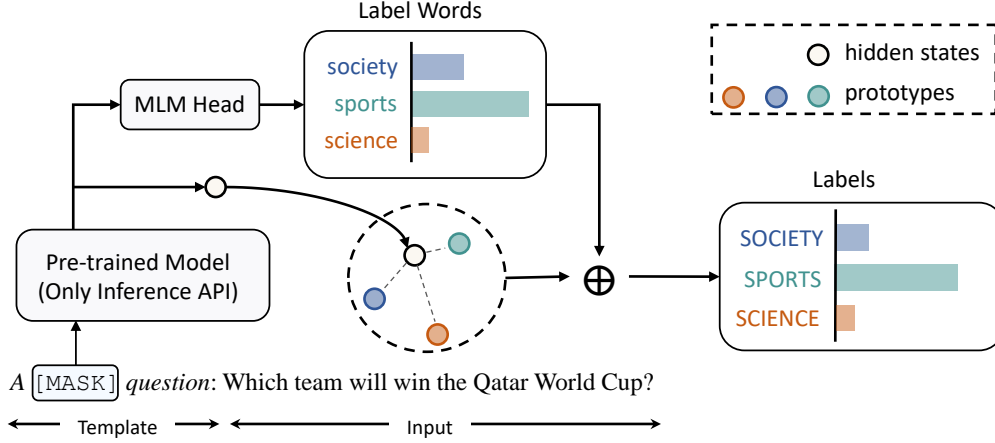


Figure 2: Pipeline of DecT. We feed the PTM with prompts and collect model output scores over a set of label words (**Top**) and hidden states at [MASK] position. The hidden states are used to train a ProtoNet to fit training data (**Bottom**). We make final predictions by combining model and ProtoNet scores.

model gradients is possible, we argue that it is highly burdensome. Forwarding through a large “black box” model \mathcal{M} , it is rather challenging to find corresponding inputs for specific outputs without the guidance of gradient signals. As a result, users may get suboptimal performance with expensive query costs. We empirically validate it in experiments.

3.2 Overview of DecT

For more effective and efficient PTM adaptation, we turn to output-side adaptation rather than input-side. Overall, output-side adaptation can be viewed as a post-processing of model outputs which uses another function $g(\cdot)$ to process the model outputs, and get the final scores $q(x) = g(S_{\mathcal{M}}(x))$. Different from input-side, output-side adaptation is easy-to-optimize with gradient descent, and for each sample, we only need to query the PTM once.

For DecT, as shown in Figure 2, we model the post-processing as decoding, which refers to a post-modification to the initial model predictions. Specifically, we first query the PTM with prompt-enclosed inputs to get model outputs, including the scores for each class and hidden states. Intuitively, output scores contain prior knowledge inside the PTM, so we retain them as part of the final scores. Then, we tune an additional decoder function on the hidden states to fit the training data and make final predictions. Next, we describe how we query the model and then specify the implementation of the score function.

3.3 Querying with Prompts

To get model outputs, we simply follow the procedure in Section 2 and query the model with manual template-wrapped inputs. We then process the scores by calibration.

Calibration. As stated in Zhao et al. (2021), PTMs tend to assign higher probabilities on those frequent label words, leading to biased output scores. To eliminate the prediction bias, we further calibrate the output scores with empty input $x_c = ""$ following (Zhao et al., 2021). Querying the model with x_c , we can obtain the calibration scores s_c and normalize them by $s_c / \text{mean}(s_c)$. Then we calibrate s by

$$\hat{s} = \text{diag}(s_c / \text{mean}(s_c))^{-1} s. \quad (1)$$

After that, the calibrated scores \hat{s} are balanced over classes.

3.4 Tuning the Outputs

After getting the hidden states and calibrated scores, we perform DecT outside the PTM to modify the output scores fitting the training data. Denote the final score on class k as $q(x, k)$, we calculate it by the following function:

$$q(x, k) = \text{Dec}(\mathbf{h}, k) + \lambda \hat{s}_k, \quad (2)$$

where $\text{Dec}(\cdot)$ is a trainable decoder function, λ is a hyperparameter controlling the weight of PTM scores and \hat{s}_k is the k -th logit in \hat{s} . By tuning $\text{Dec}(\cdot)$, the final predictions incorporate training data on top of PTM outputs, which combine both knowledge effectively.

The design choice of $\text{Dec}(\cdot)$ is fairly flexible. In practice, we select Prototypical Networks (ProtoNet) (Snell et al., 2017) due to their simplicity and remarkable performance in few-shot learning and prompt-based tuning (Cui et al., 2022). For this, we project the hidden states with a linear layer parameterized by \mathbf{W} and get sample representation

$$\mathbf{v} = \mathbf{W}\mathbf{h}. \quad (3)$$

On prototypes, classical approaches model them as points in the embedding space, which overlook the different class characteristics. Inspired by Ding et al. (2022a), we model prototypes as hyperspheres with an additional radius parameter. Concretely, the prototype for class k contains two parameters, center position vector \mathbf{z}_k and radius scalar r_k . We randomly initialize \mathbf{z}_k and initialize r_k as the average distance between \mathbf{z}_k and instances in class k :

$$r_k = \frac{1}{N_k} \sum_{i=1}^{y_i=k} \|\mathbf{v}_i - \mathbf{z}_k\|_2. \quad (4)$$

As for the score function, we calculate the Euclidean distances between instances and prototypes.

$$\text{Dec}(\mathbf{h}, k) = -\|\mathbf{W}\mathbf{h} - \mathbf{z}_k\|_2 + r_k. \quad (5)$$

According to Eq. 2, the final logit is

$$q(x, k) = -\|\mathbf{W}\mathbf{h} - \mathbf{z}_k\|_2 + r_k + \lambda \hat{\mathbf{s}}_k. \quad (6)$$

From a geometric view, the score function calculates the distance from instance x to the ‘‘surface’’ of the prototype, where $r_k + \lambda \hat{\mathbf{s}}_k$ is the whole radius acting like the bias term. With the scores, we can calculate the predicted probability by the Softmax function:

$$P(y = k|x) = \frac{\exp(q(x, k))}{\sum_{k'=1}^K \exp(q(x, k'))}, \quad (7)$$

and we can optimize \mathbf{W} and r_k by the cross-entropy loss

$$\mathcal{L} = -\frac{1}{N} \sum_{i=1}^N \log P(y_i|x_i). \quad (8)$$

4 Experiments

In this section, we first introduce the experimental settings (Section 4.1), then discuss the results for few-shot experiments (Section 4.2), efficiency comparison (Section 4.3), and experiment results for more training data (Section 4.4).

4.1 Experimental Settings

Datasets. We conduct experiments on four typical natural language understanding tasks. For sentiment analysis, we select SST2 (Socher et al., 2013), Yelp P. (Zhang et al., 2015) and IMDB (Maas et al., 2011). For text classification, we use AG’s News, Yahoo (Zhang et al., 2015) and DBPedia (Lehmann et al., 2015). For natural language inference (NLI), we adopt RTE (Dagan et al., 2005; Haim et al., 2006; Giampiccolo et al., 2007; Bentivogli et al., 2009), SNLI (Bowman et al., 2015) and MNLI (Williams et al., 2018). For entity typing, we experiment on FewNERD (Ding et al., 2021b). We report dataset statistics in Appendix A.1.

Splits. We randomly sample $n = 1, 4, 16$ data instances for each class from the training set for few-shot learning, and sample same amount data for validation. For datasets in GLUE (Wang et al., 2019) (SST2, RTE, MNLI) and SNLI, we use the original validation sets as test sets following Zhang et al. (2021). For other datasets, we evaluate on their original test sets.

Baselines. We compare with representative MaaS PTM adaptation methods. **Prompt** refers to directly perform zero-shot classification with template-wrapped examples. **In-context learning (ICL)** (Brown et al., 2020) further concatenates some exemplars before the test samples. **BBT** (Sun et al., 2022b) optimizes soft prompt tokens with an evolutionary algorithm, and **BBTv2** (Sun et al., 2022a) further inserts deep prompts to intermediate layers for better performance. **RLPrompt** (Deng et al., 2022) is another recent algorithm that optimizes discrete prompts with reinforcement learning. We report the details of baselines in Appendix A.2.

Environments. For all experiments, we use NVIDIA A100 and RTX 2080 Ti GPUs. We implement DecT with PyTorch (Paszke et al., 2019), HuggingFace Transformers (Wolf et al., 2020), and OpenPrompt (Ding et al., 2022b).

Implementation Details. For all methods, we use the same RoBERTa_{LARGE} (Liu et al., 2019) as the backbone model. For DecT, we set the representation dimension to 128 and optimize the parameters for 30 epochs with Adam optimizer (Kingma and Ba, 2015). The learning rate is 0.01. On the selection of λ , we directly set $\lambda = 1/n$ for most datasets based on the intuition that λ should de-

n	Method	SST2	IMDB	Yelp	AG	DB	Yahoo	RTE	SNLI	MNLI-m/mm	NERD	Avg.
0	Prompt	83.3	89.4	87.1	80.9	68.4	49.9	52.4	40.7	50.8/51.7	21.1	61.4
1	ICL	81.5 _{3.7}	65.6 _{11.4}	81.1 _{10.6}	66.7 _{4.8}	71.7 _{2.6}	53.2 _{6.2}	45.0 _{4.7}	46.1 _{5.3}	53.6_{0.5}/53.9_{0.8}	34.7 _{3.3}	59.4 _{4.9}
	BBT	83.4 _{1.3}	89.0 _{0.1}	89.7 _{0.1}	75.4 _{0.8}	59.1 _{1.7}	31.2 _{2.7}	52.3 _{1.4}	38.5 _{0.8}	43.4 _{2.5} /42.9 _{3.3}	14.1 _{2.3}	56.3 _{1.5}
	BBTv2	83.3 _{2.5}	89.0 _{0.2}	89.9 _{0.2}	74.3 _{3.2}	74.2 _{5.2}	34.0 _{3.5}	48.2 _{5.7}	38.6 _{4.0}	44.2 _{3.2} /44.3 _{4.5}	29.0 _{0.8}	59.0 _{3.0}
	RLPrompt	63.5 _{6.3}	65.0 _{6.5}	66.3 _{6.9}	72.5 _{4.5}	65.6 _{5.5}	38.1 _{5.8}	53.8 _{5.3}	36.5 _{3.0}	40.3 _{2.0} /41.0 _{2.1}	14.5 _{1.8}	50.6 _{4.7}
	DecT	90.8_{0.2}	91.2_{0.3}	94.8_{0.1}	79.9_{1.1}	78.8_{0.9}	55.2_{0.8}	56.0_{2.7}	47.7_{4.1}	52.2 _{2.7} /53.3 _{3.0}	35.7_{1.5}	66.9_{1.6}
4	ICL	60.3 _{9.8}	80.4 _{6.6}	77.4 _{14.6}	65.1 _{5.4}	71.7 _{6.5}	49.9 _{9.9}	42.7 _{3.9}	42.1 _{3.2}	44.7 _{5.9} /45.2 _{6.0}	31.7 _{4.8}	55.6 _{7.0}
	BBT	84.5 _{1.2}	89.8_{0.9}	90.2 _{0.6}	79.0 _{2.1}	67.7 _{3.5}	42.9 _{0.6}	48.4 _{4.0}	40.5 _{1.3}	41.2 _{1.7} /40.7 _{2.0}	19.4 _{1.5}	58.6 _{1.8}
	BBTv2	86.6 _{2.2}	89.4 _{0.6}	90.3 _{0.5}	79.1 _{2.1}	89.0 _{1.7}	46.0 _{1.4}	46.2 _{2.3}	40.8 _{4.3}	44.0 _{0.9} /44.8 _{1.6}	31.9 _{1.4}	62.6 _{1.7}
	RLPrompt	80.7 _{7.5}	75.8 _{10.1}	78.8 _{7.3}	76.1 _{4.8}	76.3 _{5.9}	45.0 _{3.1}	53.5 _{2.9}	36.3 _{2.6}	44.4 _{2.9} /45.5 _{3.8}	16.7 _{2.4}	57.4 _{4.8}
	DecT	87.6_{1.6}	89.6 _{0.9}	94.8_{0.7}	81.9_{2.6}	89.1_{0.6}	59.9_{2.1}	56.7_{2.7}	53.2_{2.9}	52.2_{2.3}/53.4_{2.4}	46.7_{1.7}	69.5_{1.9}
16	ICL	71.5 _{15.8}	80.6 _{6.0}	73.7 _{14.5}	64.4 _{6.0}	71.8 _{9.1}	52.6 _{5.7}	43.8 _{7.0}	42.0 _{6.3}	51.4 _{3.0} /52.1 _{3.3}	35.1 _{2.6}	58.1 _{7.2}
	BBT	89.6 _{0.3}	89.3 _{0.4}	91.5 _{0.2}	81.5 _{0.8}	87.8 _{3.0}	48.3 _{1.4}	52.6 _{2.2}	46.6 _{1.3}	40.0 _{2.6} /39.9 _{2.9}	17.8 _{1.4}	62.3 _{1.5}
	BBTv2	90.3 _{1.7}	88.6 _{2.1}	92.9 _{0.6}	85.3 _{0.5}	93.6 _{0.7}	52.0 _{1.4}	56.7 _{3.3}	57.3 _{2.3}	50.1 _{2.4} /51.7 _{3.2}	33.3 _{1.0}	68.3 _{1.7}
	RLPrompt	87.0 _{2.6}	87.6 _{2.4}	95.1 _{1.0}	80.2 _{0.7}	80.8 _{3.3}	48.1 _{2.2}	54.3 _{2.8}	41.1 _{5.0}	43.3 _{3.9} /44.3 _{4.5}	17.5 _{1.4}	61.8 _{2.7}
	DecT	91.0_{0.5}	91.0_{0.9}	95.4_{0.3}	86.4_{0.4}	94.6_{0.5}	64.2_{0.7}	59.7_{1.8}	60.5_{0.8}	55.3_{1.3}/56.8_{1.5}	53.5_{1.8}	73.5_{1.0}

Table 1: Experiment results for MaaS adaptation methods. Some baseline results are taken from corresponding papers (^aSun et al. (2022a), ^bSun et al. (2022b), ^cDeng et al. (2022)). We run other experiments over 5 random seeds and report average accuracy and standard deviation (%). Best results are in **bold**.

crease as the amount of training data increases. On MNLI and FewNERD, we tune λ on the validation set and select $\lambda = 1$ and $\lambda = 1/16$ respectively. In Appendix A.3, we give the templates and label words.

4.2 Main Results

Table 1 presents the main few-shot learning results. From the results, we have the following observations: (1) **Overall, DecT outperforms the state-of-the-art baseline methods by a large margin (more than 5% on average)**, showing its superior performance. Across different tasks, DecT and baselines obtain similar results on some easy sentiment analysis and topic classification tasks. Specifically, we highlight that DecT is much more favorable on difficult datasets, such as Yahoo and FewNERD. While other baseline methods struggle to optimize well, DecT surpasses them significantly (about 10% on Yahoo and 20% on FewNERD under 16-shot setting compared with BBTv2 and ICL). (2) On stability, DecT also has consistently low variance and some baselines (ICL and RLPrompt) are highly unstable. Given the difficulty of few-shot PTM adaptation, it is of great significance that the adaptation method is robust to random seeds. (3) On baselines, optimization-free methods, i.e. zero-shot prompt and ICL are strong baselines. However, as shown in the table, ICL gives the best results in the 1-shot setting, and it can hardly improve with more training data due to the input length restriction. Compared with them, merely optimizing the input prompts

Method	Tr. Time (s)	# Query	# Param. (K)
ICL	0	0	0
BBT	17,521	8,000	0.5
BBTv2	16,426	8,000	12
RLPrompt	65,579	12,000	3,100
DecT	3	1	130

Table 2: Efficiency comparison of MaaS adaptation methods. Training time is the average wall clock time measured in the 16-shot setting. “Tr.” stands for Training and “Param.” stands for Parameter.

(ICL, BBT, and RLPrompt) show marginal improvements, showing the limitation of black-box prompt optimization. In contrast, BBTv2, which inserts additional learnable prompt tokens inside the PTM, is more powerful. With the superior results of DecT, we argue that output-side optimization is a promising way for MaaS PTM adaptation.

4.3 Efficiency Comparison

Despite the superior performance, another major advantage of DecT is its high efficiency. In Figure 1, we plot average accuracy versus training time for each method under different shots ($\{1, 4, 16, 64, 256\}$ -shot for DecT, $\{1, 4, 16\}$ -shot for BBT, BBTv2 and RLPrompt, 0-shot for Prompt and ICL). We also provide detailed statistics of training time, query numbers, and parameter numbers in Table 2. We can clearly see that DecT can be optimized quickly and only requires one model query per training sample, **which is about $10^3 \times$ faster and queries $10^4 \times$ fewer than most**

n	Method	SST2	IMDB	Yelp	AG	DB	Yahoo	RTE	SNLI	MNLI-m/mm	NERD	Avg.
64	Fine-tuning [†]	92.5 _{1.9}	86.3 _{3.8}	94.5 _{1.4}	87.4 _{0.6}	98.2 _{0.2}	69.0 _{0.7}	67.7 _{3.2}	66.6 _{6.4}	65.6 _{2.9} /67.7 _{4.0}	67.6 _{0.8}	78.5 _{2.4}
	DecT	92.4 _{0.5}	91.3 _{0.5}	94.9 _{0.5}	89.2 _{0.3}	97.0 _{0.1}	69.3 _{0.4}	65.7 _{1.7}	67.2 _{1.0}	62.0 _{1.4} /63.3 _{1.3}	56.1 _{0.8}	77.1 _{0.8}
256	Fine-tuning [†]	92.0 _{0.9}	92.1 _{0.2}	94.3 _{0.3}	89.6 _{0.3}	98.5 _{0.2}	70.2 _{0.4}	79.8 _{1.0}	84.4 _{0.4}	77.2 _{0.2} /78.7 _{0.3}	71.4 _{0.5}	84.4 _{0.4}
	DecT	92.7 _{0.2}	92.1 _{0.1}	95.6 _{0.1}	90.3 _{0.1}	97.4 _{0.1}	71.3 _{0.1}	69.2 _{1.0}	69.7 _{0.4}	68.0 _{0.3} /69.4 _{0.3}	56.2 _{0.3}	79.3 _{0.3}

Table 3: Experiment results for more training data. We run all experiments over 5 random seeds and report the average accuracy and standard deviation (%). [†]: Update model parameters.

prompt optimization methods. For BBT, BBTv2, and RLPrompt, users have to query the model near 10^4 times and spend several hours for sufficient optimization even in the few-shot scenario. When the inference API is not for free such as OpenAI API², using these methods would be expensive, and this further burdens their usage in the scenarios of rich data and large models.

In terms of tunable parameters, DecT demands 130K additional parameters for the linear projection layer, which is less than 0.04% of RoBERTa_{LARGE} (355M) that largely saves storage space.

4.4 Beyond Few-shot

As shown in Section 4.3, the simple architecture and high efficiency enable DecT to scale on more training data, while baseline methods struggle to finish training within acceptable time limits. To explore the scalability of DecT beyond the few-shot setting, we conduct experiments with increased training data ($n = 64$ and 256). For reference, we compare DecT with fine-tuning, the strongest baseline which update full model parameters.

The detailed results are presented in Figure 1 and Table 3 and we have the following conclusions. (1) DecT continually improves its performance on more training data at a low cost. The average accuracy gains 6% from 16-shot to 256-shot while the average training time is less than 100 seconds. (2) Compared with fine-tuning, DecT is even on par with it in the 64-shot scenario and gradually falls behind in the 256-shot setting, which is reasonable as we only tune a small portion of parameters outside the model. Through further task-level observation, we find DecT still performs well on sentiment analysis and topic classification, but cannot catch up with fine-tuning on NLI and entity typing, which are identified as harder tasks as they require complex reasoning or fine-grained semantic understanding. (3) In experiments, we find fine-tuning is more sensitive to random seeds in the few-shot setting

s	r	Average Accuracy		
		1	4	16
X	X	54.0 _{6.3}	66.3 _{2.5}	73.0 _{1.2}
✓	X	64.8 _{2.6}	69.3 _{1.7}	73.5_{1.0}
X	✓	54.0 _{6.2}	67.2 _{2.0}	73.0 _{1.1}
✓	✓	66.9_{1.6}	69.5_{1.9}	73.5_{1.0}

Table 4: Ablation study of model scores s and radius parameter r . We run each experiment over 5 random seeds and report average accuracy and standard deviation (%). Best results are in **bold**.

due to the huge amount of trainable parameters and relatively few loss signals, which is evidenced by the high variance in the 64-shot setting. Therefore, the stability advantage of DecT has been verified again.

To conclude, we take the first step to applying MaaS methods beyond few-shot learning. **The results show that DecT is competitive against fine-tuning on regular classification tasks, but is limited on difficult tasks.** How to adapt PTMs on challenging tasks without parameter updates still needs further exploration.

5 Analysis

In addition to main experiments, we further provide more analytical experiments for understanding DecT. We conduct ablation study on several components in Section 5.1. Then we evaluate the impact of hyperparameter λ (Section 5.2), PTMs (Section 5.3), and templates (Section 5.4) respectively.

5.1 Ablation Study

To validate each component of our proposed DecT, especially the effect of model scores s , radius parameter r , and ProtoNet, we conduct extensive ablation studies. We present results in Table 4 and Figure 4.

²<https://openai.com/api/>

Model	SST2	IMDB	Yelp	AG	DB	Yahoo	RTE	SNLI	MNLI-m/mm	NERD	Avg.
T5_{Small}	73.4 _{1.8}	68.8 _{2.1}	79.5 _{1.4}	79.1 _{0.6}	76.8 _{0.7}	57.5 _{0.7}	51.9 _{0.8}	38.7 _{2.1}	38.6 _{0.4} /39.0 _{0.3}	35.1 _{1.9}	58.0 _{1.2}
T5_{Base}	83.8 _{1.1}	86.3 _{0.9}	91.5 _{0.6}	84.3 _{0.6}	93.5 _{0.4}	61.1 _{0.8}	54.0 _{1.6}	44.9 _{1.6}	47.8 _{0.6} /49.4 _{0.7}	50.2 _{3.0}	67.9 _{1.1}
T5_{Large}	92.3 _{0.4}	92.0 _{0.4}	94.4 _{1.3}	85.5 _{0.8}	94.9 _{0.3}	63.6 _{0.9}	55.9 _{2.3}	49.5 _{1.9}	49.7 _{1.4} /50.8 _{1.9}	53.2 _{1.6}	71.1 _{1.2}
T5_{3B}	89.9 _{0.4}	92.7 _{0.7}	94.9 _{2.0}	87.7 _{0.8}	96.2 _{0.3}	66.5 _{0.7}	55.8 _{2.2}	52.0 _{1.9}	52.8 _{1.6} /52.2 _{2.1}	51.9 _{1.4}	72.1 _{1.3}

Table 5: Experiment results (16-shot) for our method on different versions of T5 (Raffel et al., 2020). We run each experiment over 5 random seeds and report average accuracy and standard deviation (%).

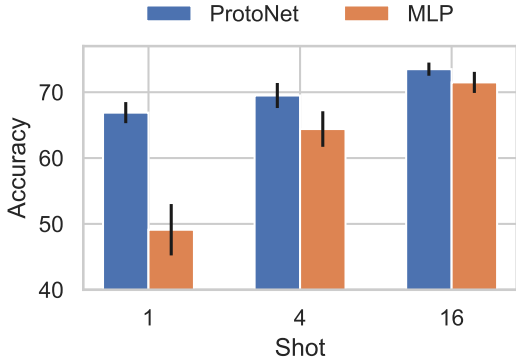


Figure 3: Comparison between ProtoNet and MLP. We report the average accuracy (%) and standard deviation.

Ablating model scores. Apparently, model scores contribute largely to the few-shot performance of DecT, especially when the training data is extremely scarce (1-shot), which illustrates that model scores contain beneficial prior model knowledge for language understanding. Also, incorporating training data reduces the variance. When there are more training data, model scores bring less enhancement, which is reasonable as the relative weights of model and ProtoNet scores change.

Ablating radius. Meanwhile, the radius is also helpful under low-shot scenarios, which characterizes the difference across classes. But as the number of training data increases, ProtoNet dominates model predictions and the impact of r is weakened as well.

Ablating decoder. As stated previously, the design choice of the decoder function is flexible. We replace ProtoNet with a two-layer MLP and evaluate the performance. In Figure 3 we can see that ProtoNet significantly outperforms MLP in the 1-shot setting, which matches the advantages of ProtoNet in the few-shot setting. In 4-shot and 16-shot experiments, ProtoNet still gets higher scores, but with smaller margins. On stability, ProtoNet achieves consistently lower standard deviation scores, which serve as another advantage.

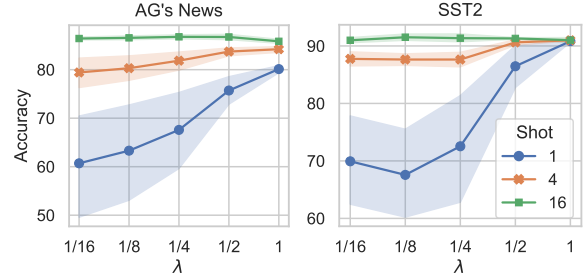


Figure 4: Accuracy (%) with 85% confidence interval on 5 runs for different λ on AG's News and SST2.

Overall, we find ProtoNet is a vital component in DecT, and simply replacing it with MLP would worsen the performance.

5.2 Impact of λ

As a hyperparameter, λ controls the relative importance of model scores and prototype scores. Here we examine its impact on AG's News and SST2. In Figure 4, we can observe that: (1) λ largely affects DecT in the 1-shot settings. As λ increases, DecT gradually performs better and stabler, which illustrates the importance of model knowledge in this case. (2) With the shot number increases, the impact of varying λ is weakened, and the best practices become smaller. These observations validate our selection strategy in Section 4.1, which effectively balances model and data knowledge.

5.3 Impact of PTMs

In this section, we explore how DecT applies to PTMs with different architecture and scales. We select T5 (Raffel et al., 2020), an encoder-decoder PTM, at different scales, from T5_{Small}, T5_{Base}, T5_{Large} to T5_{3B}. Table 5 presents the full results of T5 models. First of all, DecT has been successfully deployed on T5, a generative language model, which verifies its transferability across PTMs. Furthermore, we can observe an apparent trend of the scaling effect where larger models consistently perform better.

Template	Prompt	DecT
SST2		
x In summary, it was [MASK].	83.3	91.0
x It was [MASK].	73.3	88.4
x AgentMediaGrade	90.4	92.2
Officials Grade [MASK]. ^c		
AG’s News		
[Topic : [MASK]] x	80.9	86.4
[Category : [MASK]] x	78.6	86.8
[MASK] Alert Blog Dialogue	78.8	86.0
Diary Accountability x ^c		

Table 6: Accuracy of prompt and DecT (16-shot) across different templates. Templates marked with ^c are taken from Deng et al. (2022).

5.4 Impact of Templates

Although DecT is an output-side adaptation method, the choice of templates also affects the final performance. To assess the influence of templates, we conduct experiments on AG’s News and SST2 and show results in Table 6. Overall, DecT does not rely much on templates. While different templates may induce fluctuant zero-shot performance, DecT largely moderates the gaps between them. Additionally, we try two templates searched from RLPrompt (Deng et al., 2022) and they both achieve satisfying results. On SST2, the template from RLPrompt is even better than manually designed ones. **Therefore, we highlight that DecT is complementary with input-side adaptation algorithms, and they can work together for better performance.**

6 Related Work

Our work explores how to efficiently adapt large PTMs. In this section, we review three lines of research for *prompt-based tuning* (data efficiency), *parameter-efficient tuning* (parameter efficiency), and MaaS adaptation methods respectively.

6.1 Prompt-based Tuning

The major practice for prompt-based tuning is wrapping text pieces into human-designed templates. By this means, prompt-based tuning converts downstream tasks to pre-training tasks (e.g. masked language modeling) and greatly enhances the zero/few-shot learning ability of PTMs. Firstly applied in knowledge probing (Petroni et al., 2019), it has been adopted broadly in NLP (Schick and

Schütze, 2021; Liu et al., 2021; Hu et al., 2022b; Ding et al., 2021a; Han et al., 2021; Cui et al., 2022). Other works also investigate automatic or learnable prompts (Shin et al., 2020; Hambardzumyan et al., 2021; Schick et al., 2020), but the optimization of prompts is a non-trivial problem. In our work, we adopt manual templates to stimulate model knowledge and help data-efficient model adaptation.

6.2 Parameter-efficient Tuning

Another line of work explores tuning a small fraction of model parameters to reduce computation and storage budgets, namely parameter-efficient tuning (PET) (Ding et al., 2022c). Typical PET methods include inserting tunable modules (Houlsby et al., 2019; Li and Liang, 2021; Hu et al., 2022a), adding soft prompt tokens (Lester et al., 2021) and specifying certain parameters (Zaken et al., 2022). Although PET methods achieve remarkable performance with few parameter updates, they still require model gradients, which are not available in the MaaS setting.

6.3 MaaS Adaptation

With inference-only APIs, there are also works that adapt models without tuning any model parameters. Brown et al. (2020) present in-context learning, which concatenates test inputs with several exemplars. Although elegant and easy to use, researchers also find that in-context learning is unstable (Zhao et al., 2021; Lu et al., 2022) and limited by input length. Other approaches try to optimize prompts with either black-box optimization methods (Sun et al., 2022a,b) or reinforcement learning (Deng et al., 2022). However, due to the lack of gradient signals, they need thousands of model queries, resulting in high costs when the model is large and API calls are not for free. Different from the above-mentioned methods, we adapt models at the output side, which need not optimize the distant input prompts. We demand only one API call for each training sample and achieve better results across tasks.

7 Conclusion

In this paper, we present DecT, which performs both data and parameter-efficient adaptation with off-shelf PTMs. By fusing prior model knowledge and posterior data knowledge, DecT achieves superior performance on ten language understanding

tasks. Meanwhile, DecT exceeds existing baselines by three orders of magnitude in terms of training time and the number of queries, highlighting its advantages in real-world deployment. In future works, we are eager to explore how to combine input and output-side adaptation methods for better PTM adaptation, and how to extend this line of research to more challenging scenarios.

References

- Luisa Bentivogli, Peter Clark, Ido Dagan, and Danilo Giampiccolo. 2009. The fifth pascal recognizing textual entailment challenge. In *TAC*.
- Samuel R. Bowman, Gabor Angeli, Christopher Potts, and Christopher D. Manning. 2015. [A large annotated corpus for learning natural language inference](#). In *Proceedings of EMNLP*.
- Tom B. Brown, Benjamin Mann, Nick Ryder, Melanie Subbiah, Jared Kaplan, Prafulla Dhariwal, Arvind Neelakantan, Pranav Shyam, Girish Sastry, Amanda Askell, Sandhini Agarwal, Ariel Herbert-Voss, Gretchen Krueger, Tom Henighan, Rewon Child, Aditya Ramesh, Daniel M. Ziegler, Jeffrey Wu, Clemens Winter, Christopher Hesse, Mark Chen, Eric Sigler, Mateusz Litwin, Scott Gray, Benjamin Chess, Jack Clark, Christopher Berner, Sam McCandlish, Alec Radford, Ilya Sutskever, and Dario Amodei. 2020. [Language models are few-shot learners](#). In *Proceedings of NeurIPS*.
- Ganqu Cui, Shengding Hu, Ning Ding, Longtao Huang, and Zhiyuan Liu. 2022. [Prototypical verbalizer for prompt-based few-shot tuning](#). In *Proceedings of ACL*.
- Ido Dagan, Oren Glickman, and Bernardo Magnini. 2005. The pascal recognising textual entailment challenge. In *Machine learning challenges workshop*.
- Mingkai Deng, Jianyu Wang, Cheng-Ping Hsieh, Yihan Wang, Han Guo, Tianmin Shu, Meng Song, Eric P Xing, and Zhiting Hu. 2022. Rlprompt: Optimizing discrete text prompts with reinforcement learning. In *Proceedings of EMNLP*.
- Jacob Devlin, Ming-Wei Chang, Kenton Lee, and Kristina Toutanova. 2019. BERT: pre-training of deep bidirectional transformers for language understanding. In *Proceedings of NAACL-HLT*.
- Ning Ding, Yulin Chen, Ganqu Cui, Xiaobin Wang, Hai-Tao Zheng, Zhiyuan Liu, and Pengjun Xie. 2022a. Few-shot classification with hypersphere modeling of prototypes. *arXiv preprint arXiv:2211.05319*.
- Ning Ding, Yulin Chen, Xu Han, Guangwei Xu, Pengjun Xie, Hai-Tao Zheng, Zhiyuan Liu, Juanzi Li, and Hong-Gee Kim. 2021a. Prompt-learning for fine-grained entity typing. *arXiv preprint arXiv:2108.10604*.
- Ning Ding, Shengding Hu, Weilin Zhao, Yulin Chen, Zhiyuan Liu, Hai-Tao Zheng, and Maosong Sun. 2022b. Openprompt: An open-source framework for prompt-learning. In *Proceedings of ACL*.
- Ning Ding, Yujia Qin, Guang Yang, Fuchao Wei, Zonghan Yang, Yusheng Su, Shengding Hu, Yulin Chen, Chi-Min Chan, Weize Chen, Jing Yi, Weilin Zhao, Zhiyuan Liu, Hai-Tao Zheng, Jianfei Chen, Yang Liu, Jie Tang, Juanzi Li, and Maosong Sun. 2022c. Delta tuning: A comprehensive study of parameter efficient methods for pre-trained language models. In *arXiv*.
- Ning Ding, Guangwei Xu, Yulin Chen, Xiaobin Wang, Xu Han, Pengjun Xie, Haitao Zheng, and Zhiyuan Liu. 2021b. Few-nerd: A few-shot named entity recognition dataset. In *Proceedings of ACL*, pages 3198–3213.
- Danilo Giampiccolo, Bernardo Magnini, Ido Dagan, and William B Dolan. 2007. The third pascal recognizing textual entailment challenge. In *Proceedings of the ACL-PASCAL workshop on textual entailment and paraphrasing*.
- R Bar Haim, Ido Dagan, Bill Dolan, Lisa Ferro, Danilo Giampiccolo, Bernardo Magnini, and Idan Szpektor. 2006. The second pascal recognising textual entailment challenge. In *Proceedings of the Second PASCAL Challenges Workshop on Recognising Textual Entailment*, volume 7.
- Karen Hambardzumyan, Hrant Khachatrian, and Jonathan May. 2021. WARP: word-level adversarial reprogramming. In *Proceedings of ACL*, pages 4921–4933.
- Xu Han, Weilin Zhao, Ning Ding, Zhiyuan Liu, and Maosong Sun. 2021. Ptr: Prompt tuning with rules for text classification. *arXiv preprint arXiv:2105.11259*.
- Nikolaus Hansen and Andreas Ostermeier. 2001. Completely derandomized self-adaptation in evolution strategies. *Evolutionary computation*, 9(2):159–195.
- Sepp Hochreiter and Jürgen Schmidhuber. 1997. Long short-term memory. *Neural computation*, 9(8):1735–1780.
- Neil Houlsby, Andrei Giurgiu, Stanislaw Jastrzebski, Bruna Morrone, Quentin de Laroussilhe, Andrea Gesmundo, Mona Attariyan, and Sylvain Gelly. 2019. [Parameter-efficient transfer learning for NLP](#). In *Proceedings of ICML*.
- Edward J. Hu, Yelong Shen, Phillip Wallis, Zeyuan Allen-Zhu, Yuanzhi Li, Shean Wang, Lu Wang, and Weizhu Chen. 2022a. Lora: Low-rank adaptation of large language models. In *Proceedings of ICLR*.

- Shengding Hu, Ning Ding, Huadong Wang, Zhiyuan Liu, Juanzi Li, and Maosong Sun. 2022b. Knowledgeable prompt-tuning: Incorporating knowledge into prompt verbalizer for text classification. In *Proceedings of ACL*.
- Diederik P. Kingma and Jimmy Ba. 2015. [Adam: A method for stochastic optimization](#). In *Proceedings of ICLR*.
- Jens Lehmann, Robert Isele, Max Jakob, Anja Jentzsch, Dimitris Kontokostas, Pablo N Mendes, Sebastian Hellmann, Mohamed Morsey, Patrick Van Kleef, Sören Auer, et al. 2015. Dbpedia—a large-scale, multilingual knowledge base extracted from wikipedia. *Semantic web*, 6(2):167–195.
- Brian Lester, Rami Al-Rfou, and Noah Constant. 2021. The power of scale for parameter-efficient prompt tuning. In *Proceedings of EMNLP*.
- Xiang Lisa Li and Percy Liang. 2021. [Prefix-tuning: Optimizing continuous prompts for generation](#). In *Proceedings of ACL-IJCNLP*.
- Pengfei Liu, Weizhe Yuan, Jinlan Fu, Zhengbao Jiang, Hiroaki Hayashi, and Graham Neubig. 2021. Pre-train, prompt, and predict: A systematic survey of prompting methods in natural language processing. *ACM Computing Surveys*.
- Yinhan Liu, Myle Ott, Naman Goyal, Jingfei Du, Mandar Joshi, Danqi Chen, Omer Levy, Mike Lewis, Luke Zettlemoyer, and Veselin Stoyanov. 2019. Roberta: A robustly optimized bert pretraining approach. *arXiv preprint arXiv:1907.11692*.
- Ilya Loshchilov and Frank Hutter. 2019. [Decoupled weight decay regularization](#). In *Proceedings of ICLR*.
- Yao Lu, Max Bartolo, Alastair Moore, Sebastian Riedel, and Pontus Stenetorp. 2022. Fantastically ordered prompts and where to find them: Overcoming few-shot prompt order sensitivity. In *Proceedings of ACL*.
- Andrew Maas, Raymond E Daly, Peter T Pham, Dan Huang, Andrew Y Ng, and Christopher Potts. 2011. Learning word vectors for sentiment analysis. In *Proceedings of ACL*.
- Adam Paszke, Sam Gross, Francisco Massa, Adam Lerer, James Bradbury, Gregory Chanan, Trevor Killeen, Zeming Lin, Natalia Gimelshein, Luca Antiga, Alban Desmaison, Andreas Köpf, Edward Z. Yang, Zachary DeVito, Martin Raison, Alykhan Tejani, Sasank Chilamkurthy, Benoit Steiner, Lu Fang, Junjie Bai, and Soumith Chintala. 2019. Pytorch: An imperative style, high-performance deep learning library. In *Proceedings of NeurIPS*, pages 8024–8035.
- Fabio Petroni, Tim Rocktäschel, Sebastian Riedel, Patrick S. H. Lewis, Anton Bakhtin, Yuxiang Wu, and Alexander H. Miller. 2019. [Language models as knowledge bases?](#) In *Proceedings of EMNLP-IJCNLP*.
- Alec Radford, Jeffrey Wu, Rewon Child, David Luan, Dario Amodei, Ilya Sutskever, et al. 2019. Language models are unsupervised multitask learners. *OpenAI blog*, 1(8):9.
- Colin Raffel, Noam Shazeer, Adam Roberts, Katherine Lee, Sharan Narang, Michael Matena, Yanqi Zhou, Wei Li, Peter J Liu, et al. 2020. Exploring the limits of transfer learning with a unified text-to-text transformer. *J. Mach. Learn. Res.*, 21(140):1–67.
- Timo Schick, Helmut Schmid, and Hinrich Schütze. 2020. Automatically identifying words that can serve as labels for few-shot text classification. In *Proceedings of COLING*.
- Timo Schick and Hinrich Schütze. 2021. Exploiting cloze-questions for few-shot text classification and natural language inference. In *Proceedings of EACL*.
- Taylor Shin, Yasaman Razeghi, Robert L. Logan IV, Eric Wallace, and Sameer Singh. 2020. Autoprompt: Eliciting knowledge from language models with automatically generated prompts. In *Proceedings of EMNLP*.
- Jake Snell, Kevin Swersky, and Richard S. Zemel. 2017. Prototypical networks for few-shot learning. In *Proceedings of NIPS*.
- Richard Socher, Alex Perelygin, Jean Wu, Jason Chuang, Christopher D Manning, Andrew Y Ng, and Christopher Potts. 2013. Recursive deep models for semantic compositionality over a sentiment treebank. In *Proceedings of EMNLP*.
- Tianxiang Sun, Zhengfu He, Hong Qian, Yunhua Zhou, Xuanjing Huang, and Xipeng Qiu. 2022a. BBTv2: Towards a gradient-free future with large language models. In *Proceedings of EMNLP*.
- Tianxiang Sun, Yunfan Shao, Hong Qian, Xuanjing Huang, and Xipeng Qiu. 2022b. [Black-box tuning for language-model-as-a-service](#). In *Proceedings of ICML*.
- Alex Wang, Amanpreet Singh, Julian Michael, Felix Hill, Omer Levy, and Samuel R. Bowman. 2019. [GLUE: A multi-task benchmark and analysis platform for natural language understanding](#). In *Proceedings of ICLR*.
- Adina Williams, Nikita Nangia, and Samuel R. Bowman. 2018. [A broad-coverage challenge corpus for sentence understanding through inference](#). In *Proceedings of NAACL-HLT*.
- Thomas Wolf, Lysandre Debut, Victor Sanh, Julien Chaumond, Clement Delangue, Anthony Moi, Pierric Cistac, Tim Rault, Remi Louf, Morgan Funtowicz, Joe Davison, Sam Shleifer, Patrick von Platen, Clara Ma, Yacine Jernite, Julien Plu, Canwen Xu,

Teven Le Scao, Sylvain Gugger, Mariama Drame, Quentin Lhoest, and Alexander Rush. 2020. Transformers: State-of-the-art natural language processing. In *Proceedings of EMNLP*, pages 38–45, Online.

Elad Ben Zaken, Yoav Goldberg, and Shauli Ravfogel. 2022. [Bitfit: Simple parameter-efficient fine-tuning for transformer-based masked language-models](#). In *Proceedings of ACL*.

Tianyi Zhang, Felix Wu, Arzoo Katiyar, Kilian Q Weinberger, and Yoav Artzi. 2021. Revisiting few-sample bert fine-tuning. In *Proceedings of ICLR*.

Xiang Zhang, Junbo Zhao, and Yann LeCun. 2015. Character-level convolutional networks for text classification. In *Proceedings of NIPS*.

Zihao Zhao, Eric Wallace, Shi Feng, Dan Klein, and Sameer Singh. 2021. Calibrate before use: Improving few-shot performance of language models. In *Proceedings of ICML*.

A Experiment Details

A.1 Dataset Statistics

We provide dataset statistics in Table 7.

Task	Dataset	# Class	# Test
Sentiment Analysis	SST2	2	872
	Yelp	2	38,000
	IMDB	2	25,000
Topic Classification	AG’s News	4	7,600
	Yahoo	10	60,000
	DBPedia	14	70,000
NLI	RTE	2	277
	SNLI	3	9,842
	MNLI-m/mm	3	9,815/9,832
Entity Typing	FewNERD	66	96,853

Table 7: The dataset information of our experiments. # Class column represents the number of classes, # Test column represents the number of examples for testing.

A.2 Baselines

In-context Learning (ICL). To guarantee meaningful results, we randomly permute the demonstrations and prepend them before input prompts. Due to the input length limit, we truncate the demonstrations which exceed input length.

BBT and BBTv2. We reproduce BBT and BBTv2 using the official codes. For datasets adopted in their work, we follow the original implementations including templates, label words, and hyperparameters. For other datasets, we reproduce with our templates, label words, and default hyperparameters. We take existing 16-shot experiment results from the paper and run other experiments with 5 random seeds for a fair comparison.

RLPrompt. We also use the official codes for reproduction and take some experiment results from their original paper. It is worth noting that RLPrompt adopts the test set of SST2 and we use the validation set, so we report the reproduced results on the SST2 validation set.

Fine-tuning. We adopt prompt-based fine-tuning which uses the same templates and label words with DecT. We tune the whole model for 5 epochs with AdamW optimizer (Loshchilov and Hutter, 2019) using a 3×10^{-5} learning rate.

A.3 Templates and Label Words

We report the used prompt templates and label words in Table 8. Most of them are taken from OpenPrompt (Ding et al., 2022b).

Dataset	Template	Label Words
SST2 Yelp IMDB	x In summary, it was [MASK].	bad, great
AG's News	[Topic : [MASK]] x	politics, sports, business, technology
Yahoo	[Topic : [MASK]] x	society, science, health, education, computers, sports, business, entertainment, family, politics
DBPedia	x_1 x_2 The category of x_1 is [MASK].	company, school, artist, athlete, politics, transportation, building, river, village, animal, plant, album, film, book
RTE SNLI MNLI-m/mm	x_1 ? [MASK], x_2	No, Yes No, Maybe, Yes No, Maybe, Yes
FewNERD	x [ENT] is [MASK].	actor, director, artist, athlete, politician, scholar, soldier, person, show, religion, company, team, school, government, media, party, sports, organization, geopolitical, road, water, park, mountain, island, location, software, food, game, ship, train, plane, car, weapon, product, theater, facility, airport, hospital, library, hotel, restaurant, building, championships, attack, disaster, election, protest, event, music, written, film, painting, broadcast, art, biology, chemical, living, astronomy, god, law, award, disease, medical, language, currency, educational

Table 8: The templates and label words used in our experiments. For each dataset, x , x_1 , and x_2 represent the input sentences or sentence pairs. [ENT] copies the entity mentioned in the input sentence.