

Reducing Sequence Length Learning Impacts on Transformer Models

Jean-Thomas Baillargeon and Luc Lamontagne
{jean-thomas.baillargeon, luc.lamontagne}@ift.ulaval.ca
University Laval, Québec, Canada

Abstract

Classification algorithms using Transformer architectures can be affected by the sequence length learning problem whenever observations from different classes have a different length distribution. This problem brings models to use sequence length as a predictive feature instead of relying on important textual information. Even if most public datasets are not affected by this problem, privately corpora for fields such as medicine and insurance may carry this data bias. This poses challenges throughout the value chain given their usage in a machine learning application. In this paper, we empirically expose this problem and present approaches to minimize its impacts.

1 Introduction

Transformer-based models (Vaswani et al., 2017), the current go-to models in terms of state-of-the-art performance, achieve impressive performances in most natural language processing (NLP) tasks. Those parameter-heavy models are trained on immense corpora and retain most of the training data information (Bender et al., 2021).

Retaining significant knowledge from training data can lead to performance improvements that rely on unknown and even undesirable similarities between training and test data. For example, gender bias can arise when training on historical data. Using this hidden feature, a model can associate gender and occupation together (Lu et al., 2020) and use this knowledge for prediction. This problem would go undetected by traditional metrics such as accuracy and recall since the evaluation subset also contains this bias. However, the model will exploit the gender feature to improve its performance instead of learning useful text representations that would help infer someone’s occupation. Even though unwanted similarities may improve performance, it creates problems down the value chain if the end-user is unaware of this bias.

A lesser-known source of bias is the difference of sequence length between observations of the two classes of a binary classification task. Even though sequence length appears to be a legitimate feature to learn and exploit, it implies that any variation of the length distribution of observations, regardless of their content, may result in classification errors. This bias also impacts the performance of explanation mechanisms, such as LIME (Ribeiro et al., 2016), as the main exploited feature is not based on textual content. Another problem with sequence length learning is an artificial overperformance to the presence of this bias in both training and test datasets. This performance distortion causes unfair model comparisons, as some models may converge to a local minimum using sequence length rather than exploiting the model’s ability to fully represent textual information. Overall sequence length learning should be avoided because the potential gain in performance comes at the expense of the robustness and explainability of models.

Although seldom encountered in public and open datasets, this problem may be more common in private datasets, such as in medicine, where extreme and rare cases are associated with longer text descriptions than milder cases. For instance, treating a rare illness will require more appointments and follow-ups than a common cold. In that sense, models trained to detect rare events will underperform in tasks such as early detection if they use sequence length as a meta-feature. We encounter this problem in our work, as we aim to extract risk factors from catastrophic insurance claims to provide early warnings to analysts. However, basic and catastrophic claim files having different length profiles, our modeling efforts are hindered by the sequence length learning problem.

In this paper, we present two contributions associated with the problem mentioned above. The first contribution is an empirical demonstration that transformer-based models are affected by sequence

length learning. Our second contribution is the evaluation of techniques using the pretrained transformers’ capacities to mitigate this bias.

The remainder of the paper is as follows. We present in Section 2 how this problem is addressed in the literature. In Section 3, we present the methodology we adopt to inject the sequence length meta-feature in two textual datasets and we illustrate that transformer-based binary classifiers are frail to the problem. Finally, we analyze in Section 4 data engineering techniques to alleviate the impact of sequence length meta-feature learning.

2 Related Work

The Natural Language Processing research community is interested in fairness regarding many bias sources such as gender or ethnicity (see (Garrido-Muñoz et al., 2021)). Approaches, such as data augmentation, are presented by Sun et al. (2019) and Prost et al. (2019) to mitigate (gender) bias.

The lesser-known sequence length meta-feature has seldom been explored in the literature. In this paper, we are extending the work of Baillargeon (2022) to transformer models, where the sequence length problem in a classification task was detected for Recurrent Neural Networks. This problem was also investigated as a generalization problem over out-of-distribution (OOD) examples in sequence-to-sequence models (see (Variš and Bojar, 2021) and (Anil et al., 2022)). In our work, we show that transformer-based classifiers generalize very well to OOD examples and thus cannot be addressed as such.

3 Sequence Length Meta-Feature Injection and Impact Evaluation

This section describes the methodology we use to expose models to the sequence length problem using two sentiment analysis datasets. Our approach uses a truncated training set to artificially inject the sequence length meta-feature in the models and modified test sets to evaluate the behavior of the models for different ranges of sequence lengths.

3.1 Datasets Used

In our experiment, we apply our methodology to two text classification datasets. The first dataset, introduced by Zhang et al. (2015), is **Amazon-Polarity** (AP). This dataset contains five ratings grouped into negative (label 0) and positive (label

1) classes. The training set consists of 3.6M examples equally divided into two classes. The second dataset is **Yelp-Polarity** (YP), also introduced by Zhang et al. (2015). YP is another binary classification dataset containing 500K examples carrying either a negative (0) and positive (1) label for each textual observation.

3.2 Evaluation Steps

We begin by creating a sequence length imbalance into the datasets. First we identify the classes containing, on average, the shorter examples and the classes with the longest examples. We then remove from the training set the longest examples that belong to the shortest class and the shortest ones belonging to the longest class. We train models on the altered datasets and evaluate them on 3 test subsets to assess their frailty to the sequence length learning problem.

3.2.1 Identifying Short and Long Classes

The first step is to assign the class labels to the short and long classes. From the sequence length of each observation, we compute the average length of both classes and identify the long class as the class with the highest average (the short class being the class label with the lowest average). As we use a transformer with a specific pretrained tokenizer in our experiment, we estimate the sequence length as the number of tokens after tokenization of the dataset. We also assess the extent of overlap of the class sequence length distributions. As discussed by Baillargeon (2022), overlapping between classes offers a simple and efficient estimator of how present the problem is in a dataset. The more the distributions overlap, the lesser the problem. Finally, we calculate a sequence length from the training distribution that yields the best F1 score for the a classifier using the sequence length of observation as its only feature. This value allows us to separate the test dataset into two partitions. Table 1 and 2 contains these values for the two datasets we use in this paper.

Dataset	Short Label (Avg. Len.)	Long Class (Avg. Len.)	Overlap
AP	1 (77)	0 (88)	92.4 %
YP	1 (111)	0 (145)	88.0 %

Table 1: Short and Long Label Identification for the two datasets.

We find that the negative class examples tend to be longer in both datasets, with a median of 88 tokens for AP and 145 for YP. The positive observations of AP of YP have respectively a median length of 77 and 111 tokens. Both datasets have a healthy overlap percentage of 92.4 % (AP) and 88 % (YP). These overlap values suggest that sequence length learning should not be present based on the red flag provided by [Baillargeon \(2022\)](#).

Dataset	Optimal	F1 Score
AP	92	53.4 %
YP	127	55.9 %

Table 2: Optimal Split Point for Classification

Finally, we get a maximal F1 score of 53.4% if we infer that AP’s examples below and above a length of 92 tokens respectively belong to the positive and negative classes. Similarly, we get a maximum F1 score of 55.9 % by inferring that YP’s examples above and below 127 tokens belong to the positive and negative classes. Again, as both score F1 scores are very close to 50 %, we hardly suspect the presence of the problem.

3.2.2 Training Set Alteration to Inject the Sequence Length meta-Feature

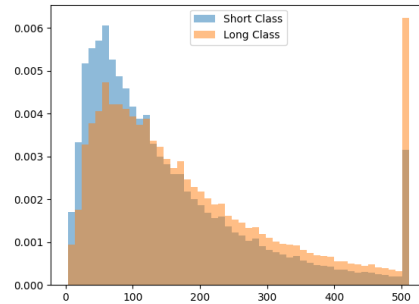
To inject the sequence length meta-feature in the datasets, we remove examples above and below a certain sequence length to create a discrepancy between the two classes. In our experiment, we omit examples from the long class below the lower limit and drop examples from the short class above the upper threshold. The selection of the lower and upper thresholds allows us to control the overlap ratio of both categories. Table 3 presents the upper and lower limits for selected overlap proportions.

From the bold values of this table, the reader can understand that, for AP, if we keep examples with fewer than 230 tokens from the short class and examples longer than 90 tokens for the long class, we obtain two distributions where 50% of the examples overlap in sequence length. This dataset alteration is illustrated in Figure 1((b)). This figure also presents the original distribution (88% overlap). As one can see, we created a length distribution difference that we expect to be captured by the transformer-based model instead of salient textual features.

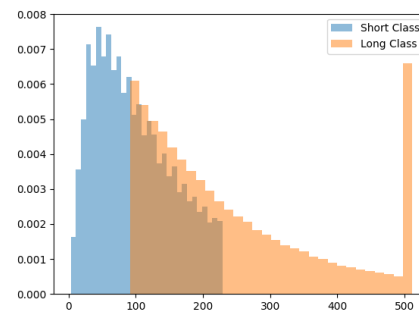
Dataset	Overlap	Lower	Upper
AP	92 % (original)	0	512
AP	80 %	40	200
AP	50 %	60	125
AP	25 %	70	85
AP	0 %	80	80
YP	87 % (original)	0	512
YP	80 %	30	360
YP	50 %	90	230
YP	25 %	100	150
YP	0 %	125	125

Table 3: Lower and Upper threshold for Long and Short Observation Length

Figure 1: Observation Length Distributions for Yelp-Polarity



(a) Original distribution



(b) 50 % overlap

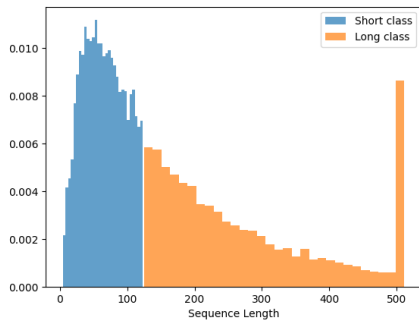
3.2.3 Generation of Subsets to Test Predictive Behavior for Different Ranges

The last step requires partitioning the test dataset, whose sequence lengths are illustrated in Figure 2. The first partition, **Gap-test**, contains short class and long class examples having respectively a length shorter or longer than the optimal split point. The examples from this partition contain, to some extent, the sequence length meta-feature associated

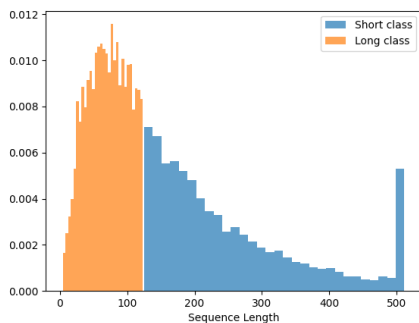
with their respective category.

The second partition, **Reverse-test**, is the complement of the first partition and thus contains long observations of the short class and short examples of the long class. We expect this partition to contain test set examples that do not carry the sequence length meta-features.

Figure 2: Observation Length Distributions for Yelp Polarity Tests Subsets



(a) Gap-test



(b) Reverse-test

3.2.4 Model training on the Altered Training Set and Evaluation on the Test Subsets

The final part consists of obtaining the different accuracies on the 3 test subsets (**Original**, **Gap**, and **Reverse**) using a model trained with the altered dataset. Model hyperparameters and network topology are presented in the appendix.

3.3 Evaluation Metrics

Based on accuracy values obtained for the 3 test subsets, we analyze the differences in performance to assess the problem of sequence length learning.

3.3.1 Analysis of Accuracy Values

We first analyse the accuracy from the **Original-test** subset. Even though this metric shows the

classifier’s general performance regarding the classification task, it is of little help to identify the presence of feature-length learning. The (expected) performance decrease can come from either of those two sources: poor training examples subset (as we exclude some data) or overfitting to the sequence length meta feature.

The accuracies from the **Gap-test** and **Reverse-tests** subsets are more helpful. If the performance on **Gap-test** increases and **Reverse-test** decreases as the overlapping proportion decreases, we have a strong hint that the model learned to use the sequence length meta-feature.

Finally, given the problem, one can analyze accuracy differences between subsets with and without the unwanted meta-feature to compare the effect of sequence length learning between scenarios. In that sense, **Original-test** and **Gap-test** or **Gap-test** and **Reverse-test** can be used to evaluate the impact of an alleviating technique.

As shown in Table 4, neither of the two original datasets suffers from the sequence length learning problem. This conclusion is expected and essential, as the performance on these two datasets is often used to benchmark newer algorithms (see (Minaee et al., 2021)).

Train Dataset	overlap	original test	gap test	reverse test
AP	92.4 %	94.7 %	95.1 %	94.1 %
YP	88.0 %	97.6 %	98.0 %	97.1 %

Table 4: Evaluation Metrics for the Benchmark Datasets

The metric we use to derive this conclusion is the accuracy difference between **Gap-test** and **Reverse-test**. Respectively, we obtain 95.1 % vs 94.1 % and 98.0 % vs 97.1 % for Amazon-Polarity and Yelp-Polarity. We can easily assess that the accuracy of both models on **Gap-test** is significantly higher than on **Reverse-Test**.

Another intuition we can validate in the absence of sequence length learning is the similarity between the two partitions’ accuracies (test-original and test-reverse).

Finally, our focus in this paper is to show that transformers, given a biased dataset, will suffer from the problem.

3.4 Evaluating the impact of Sequence Length Learning on Datasets

To evaluate the impact of adding the sequence length meta-feature in our datasets, we finetune the model’s weights using the engineered training datasets from section 3.2.2 and evaluate the models on the 3 test datasets from section 3.2.3. The accuracy values obtained for the selected overlap scenarios on the test partitions are presented in Table 5. The first two columns indicate which version of training set is used to fit the model. The third column contains the accuracy obtained on the original, unaltered test set associated with the train dataset from the first column. The last two columns are the accuracy values obtained on two generated test partitions.

Train Dataset	overlap	original test	gap test	reverse test
AP	92 %	95 %	95 %	94 %
AP	80 %	88 %	97 %	77 %
AP	50 %	70 %	98 %	38 %
AP	25 %	60 %	99 %	15 %
AP	0 %	53 %	100 %	7 %
YP	88 %	98 %	98 %	97 %
YP	80 %	94 %	99 %	89 %
YP	50 %	75 %	99 %	43 %
YP	25 %	64 %	100 %	19 %
YP	0 %	56 %	100 %	0 %

Table 5: Evaluation Metrics for the Benchmark Datasets

We first notice the degrading performance for both datasets on the **Original-test** partition, from 95.0 % to 53.2 % for AP and 97.6 % to 56.0 % for YP. The accuracy of the model on **Original-test** can be decomposed into two parts, as it is a weighted average between **Gap-test** and **Reverse-test**. As we investigate, we see that the source of the degradation is the models performance on the partition without the sequence length meta-feature (**Reverse-test**).

This yield to an important observation: the model’s accuracy on the **Reverse-test** subset decreases as the overlapping proportion of both classes reduces, suggesting that the sequence learning effect is more potent as the overlapping percentage decreases.

More importantly, we see that transformer-based model failed to capture any important textual fea-

tures when the overlapping is 0 %. We come to this conclusion since the accuracy on that subset reaches 0% even though these examples can be correctly categorized by a classifier trained on the original training dataset. These results confirm the preliminary work from Baillargeon (2022).

Even if the sequence learning does not impact the original datasets, unpublished datasets may have as little as 80% overlapping proportion and be exposed to the sequence length learning impact.

Using this analysis, we conclude that the transformer-based models suffer from the sequence length learning problem to a large extent whenever this bias is present in the dataset.

4 Alleviating the Impact of Sequence Length Learning

There are a few simple solutions to alleviate the impact of sequence length learning. In this section, we present two solutions to reduce the unwanted impact. First, we exploit the pretrained transformer representations in a few-shot learning paradigm. Secondly, we augment the training dataset by using the transformer’s language model pretraining to increase the overlap percentage.

4.1 Exclude Examples for Length with Weak Overlap

The first approach exploits the robustness of transformer representations learned during pretraining. These efficient representations allow us to reduce the number of training examples significantly, we believe that, as Brown et al. (2020), pretrained models such as RoBERTa are strong few-shot learners. Reducing the number of training examples allows us to only pick observations that have similar lengths from both classes.

To evaluate this hypothesis, we finetune the RoBERTa official model’s weights using the overlapping section of the engineered dataset from Section 3.2.2 exclusively. This data selection yields an adjusted overlap percentage of around 100 %, thus eliminating the sequence length meta-feature. For example, for AP, using long and short examples containing more than 70 tokens and less than 85 tokens provides a training subset reduced to 25% of its original size with an overlapping percentage around 100%.

We evaluate the models generated on the three test partitions. For example, in AP 25%, we use 25% of the original training data to fit a model that

we evaluate on the complete, original, unaltered test set as well as on the other 2 subsets.

The accuracies of those models for **Original-test** and **Gap-test** are presented in table 6. Using those two subsets gives us enough information to view the complete picture.

Dataset	overlap	Original-test	Gap-test
AP	80 %	95.4 %	95.8 %
AP	50 %	95.2 %	95.8 %
AP	25 %	94.7 %	95.4 %
AP	0 %	n/a	n/a
YP	80 %	98.1 %	98.2 %
YP	50 %	97.8 %	98.0 %
YP	25 %	97.5 %	97.7 %
YP	0 %	n/a	n/a

Table 6: Evaluation of Model’s Performance in Few Shots Paradigm

As predicted, the pretrained transformer models perform very well in our few-shot learning paradigm. The model’s performance using a small portion of the training data almost reaches the benchmarks obtained by state-of-the-art models. The reader should note that we cannot evaluate the performance of 0 % dataset in our few-shot learning paradigm as there is not observations available to use for training purposes. We estimated that 1000 observations were needed to achieve an acceptable performance in the few shot learning paradigm for both datasets.

We believe the nature of the task is important to the strong performance of the models in the few-shot learning paradigm. As the pretraining methodology uses general-purpose corpora, we expect the text documents used in training to contain the full spectrum of both positive and negative sentiment. Hence, per design, the model’s pretrained weights can be combined efficiently into a representation that can be used for sentiment classification. These results also show that OOD observations (regarding the sequence length) can be classified with high precision. This contrasts the results obtained by Variš and Bojar (2021) and Anil et al. (2022) for a seq2seq task. As discussed, we believe transformers can easily transform text input into a representation carrying sentiment information.

Even if transformer hidden weights can be adapted to a fundamental task such as sentiment classification, other binary classification tasks using field-specific vocabulary may not use this tech-

nique. The following section presents a data augmentation technique that solely relies on the transformers’ language model (LM) weights.

4.2 Augment Training Data using LM

The second technique exploits the transformer’s pretrained language model to reduce the sequence length bias contained in the training data. We reduce the bias by synthetically increasing the overlapping percentage. To achieve this, we extend the examples from the short class and by shorten the examples from the long class with mask tokens. In our experiment, we used the masked language model (MLM) of RoBERTa to achieve both alterations as presented by Baillargeon and Lamontagne (2022).

4.2.1 Augmenting Training Examples

To extend the dataset, we obtain examples from the short class. We add a random number of literal <mask> tokens in each instance. In our experiment, the random variable used to count the number of <mask> additions for a given document follows a binomial distribution with parameter $q = 0.15$ and m equal to the number of tokens in the example. The parameter q is selected to replicate the training parameters of the base RoBERTa model.

To reduce the dataset, we obtained examples from the long class. For each example, we selected a random number of tokens to remove. To ensure the sentence remains grammatically correct, we replaced two words with a single mask token, effectively reducing the length by one word.

Combing examples from these two operations create a dataset containing <mask> tokens that need to be filled (inferred) by the transformer’s MLM. We present in annex some augmented examples from AP.

4.2.2 Results and Analysis

Results obtained for models trained on the augmented dataset are presented in Table 7 and 8. These tables contain many indicators that show that our data intervention reduced the sequence length learning impact. For both tables, the first column contains the dataset used, and the second and third column contains the distribution overlap value for the initial (ini.) training set and the augmented (aug.) one. These figures show us that our data augmentation scheme was successful.

The next two columns of Table 7 present the accuracy of the model trained using the initial

and augmented data on the unaltered **Original-test** dataset.

Train Dataset	Overlap		Original-test	
	Ini.	Aug.	Ini.	Aug.
AP	80 %	84 %	87.7 %	90.4 %
AP	50 %	65 %	70.3 %	77.2 %
AP	25 %	46 %	60.0 %	69.2 %
AP	0 %	24 %	53.2 %	62.8 %
YP	80 %	89 %	94.4 %	86.6 %
YP	50 %	62 %	74.6 %	73.9 %
YP	25 %	40 %	64.5 %	79.1 %
YP	0 %	15 %	56.0 %	69.0 %

Table 7: Global Accuracy Values for the Augmented Datasets

We consider that the data augmentation reduced the impact of the sequence length learning whenever two criteria are met. The first criterion is the accuracy improvement on the **Original-test** partition. This performance enhancement is a sum of two factors. One factor is the improvement due to the model correctly classifying more test examples from **Reverse-test**. The other factor is the expected decrease on the **Reverse-test**, as our data augmentation techniques lessen the magnitude of the meta-feature potential used by the initial model.

The second criterion we consider is the preservation of the model’s predictive power on the **Gap-test** subset. This figure should remain as high and as close as possible to the performances of the model trained with the original dataset (from Table 4). This criterion is important as we don’t want to improve the performance of the **Reverse-test** at the expense of the examples from the **Gap-test** subset. In other words, we want a good model for data from all lengths.

As we can see, models trained with an augmented dataset with the lower overlapping (0%, 25%, and 50%) improved their predictive power on the overall test set. We also validated that they retain their predictive power on the **Gap-test** subset. These results support our hypothesis that extending and reducing the example from a biased dataset can alleviate the sequence length learning’s impact.

Other interesting results are presented in Table 8. This table shows the performance difference of models trained on initial and augmented datasets on the **Gap-test** and **Reverse-test** partition. The bigger the difference, the more important the effect of the sequence length learning is. As an example,

one should read the bolded line from the table as follow. The model trained with the YP with 25% overlap dataset had a performance gap of 80.6% between datasets with and without the sequence length features. With the addition of our synthetic examples in the training dataset, the gap was reduced to 40.2%, effectively decreasing the gap by a factor of 50%. As we can see, our data augmentation technique reduced the performance difference for every model trained on each set.

Train Dataset	Overlap		Δ Gap-Reverse	
	Ini.	Aug.	Ini.	Aug.
AP	80 %	84 %	19.4 %	5.4 %
AP	50 %	65 %	60.2 %	40.6 %
AP	25 %	46 %	84.4 %	61.2 %
AP	0 %	24 %	93 %	77.8 %
YP	80 %	89 %	9.7 %	-5.6 %
YP	50 %	62 %	56.7 %	45 %
YP	25 %	40 %	80.6 %	40.2 %
YP	0 %	15 %	99.3 %	66.8 %

Table 8: Sequence Length Presence Metrics for the Augmented Datasets

5 Conclusion & Future Works

In this paper, we showed that the transformer-based architecture may suffer from sequence length learning, a problem where a model learns to use the difference between the class observation lengths instead of important textual features. We empirically demonstrated that we can inject the sequence length meta-feature into a dataset and force a transformer-based classifier to use it. Finally, we reduced the impact by eliminating examples where no overlap existed and by augmenting the dataset using the language model capacities of the transformers.

In the future, we would like to evaluate hierarchical architectures such as HAN (Yang et al., 2016) and Recurrence/Transformer over BERT (roBERT by Pappagari et al. (2019)). We believe these models would also suffer from the same problem and the hierarchical topology of the networks would allow for innovative approaches. Adversarial approaches could also be evaluated, such as training a model to classify while preventing another model to use its representation to predict the sequence length. Finally, we would like to evaluate if other tasks, such as regression, are as impacted as classification.

References

- Cem Anil, Yuhuai Wu, Anders Andreassen, Aitor Lewkowycz, Vedant Misra, Vinay Ramasesh, Ambrose Slone, Guy Gur-Ari, Ethan Dyer, and Behnam Neyshabur. 2022. Exploring length generalization in large language models. *arXiv preprint arXiv:2207.04901*.
- Jean-Thomas Baillargeon. 2022. Preventing rnn from using sequence length as feature. In *Proceedings of the 6th on Natural Language Processing and Information Retrieval*, page to come.
- Jean-Thomas Baillargeon and Luc Lamontagne. 2022. Extending text example for data augmentation using masked language models. Submitted.
- Emily M Bender, Timnit Gebru, Angelina McMillan-Major, and Shmargaret Shmitchell. 2021. On the dangers of stochastic parrots: Can language models be too big? In *Proceedings of the 2021 ACM Conference on Fairness, Accountability, and Transparency*, pages 610–623.
- Tom Brown, Benjamin Mann, Nick Ryder, Melanie Subbiah, Jared D Kaplan, Prafulla Dhariwal, Arvind Neelakantan, Pranav Shyam, Girish Sastry, Amanda Askell, et al. 2020. Language models are few-shot learners. *Advances in neural information processing systems*, 33:1877–1901.
- Ismael Garrido-Muñoz, Arturo Montejo-Ráez, Fernando Martínez-Santiago, and L Alfonso Ureña-López. 2021. A survey on bias in deep nlp. *Applied Sciences*, 11(7):3184.
- Kaiji Lu, Piotr Mardziel, Fangjing Wu, Preetam Amancharla, and Anupam Datta. 2020. Gender bias in neural natural language processing. In *Logic, Language, and Security*, pages 189–202. Springer.
- Shervin Minaee, Nal Kalchbrenner, Erik Cambria, Narjes Nikzad, Meysam Chenaghlu, and Jianfeng Gao. 2021. Deep learning-based text classification: a comprehensive review. *ACM Computing Surveys (CSUR)*, 54(3):1–40.
- Raghavendra Pappagari, Piotr Zelasko, Jesús Villalba, Yishay Carmiel, and Najim Dehak. 2019. Hierarchical transformers for long document classification. In *2019 IEEE Automatic Speech Recognition and Understanding Workshop (ASRU)*, pages 838–844. IEEE.
- Flavien Prost, Nithum Thain, and Tolga Bolukbasi. 2019. Debiasing embeddings for reduced gender bias in text classification. *arXiv preprint arXiv:1908.02810*.
- Marco Tulio Ribeiro, Sameer Singh, and Carlos Guestrin. 2016. "why should i trust you?" explaining the predictions of any classifier. In *Proceedings of the 22nd ACM SIGKDD international conference on knowledge discovery and data mining*, pages 1135–1144.
- Tony Sun, Andrew Gaut, Shirlyn Tang, Yuxin Huang, Mai ElSherief, Jieyu Zhao, Diba Mirza, Elizabeth Belding, Kai-Wei Chang, and William Yang Wang. 2019. Mitigating gender bias in natural language processing: Literature review. *arXiv preprint arXiv:1906.08976*.
- Dušan Variš and Ondřej Bojar. 2021. Sequence length is a domain: Length-based overfitting in transformer models. *arXiv preprint arXiv:2109.07276*.
- Ashish Vaswani, Noam Shazeer, Niki Parmar, Jakob Uszkoreit, Llion Jones, Aidan N Gomez, Łukasz Kaiser, and Illia Polosukhin. 2017. Attention is all you need. *Advances in neural information processing systems*, 30.
- Zichao Yang, Diyi Yang, Chris Dyer, Xiaodong He, Alex Smola, and Eduard Hovy. 2016. Hierarchical attention networks for document classification. In *Proceedings of the 2016 conference of the North American chapter of the association for computational linguistics: human language technologies*, pages 1480–1489.
- Xiang Zhang, Junbo Zhao, and Yann LeCun. 2015. Character-level convolutional networks for text classification. *Advances in neural information processing systems*, 28.

A Model Hyperparameters

Hyper-Parameters	AP	YP
Learning Rate	5e-5	1e-5
Weight Decay	0	0
Warmup	10%	35 000
Batch Size	8	8
Optimizer	Adam W	Adam W
Training Epochs	2	2
Max. Gradient Norm	1	1

Table 9: Training Hyperparameters

Parameter	Value
Architecture	BERT
Initial Weights	Roberta-base
Tokenizer maximum length	512

Table 10: Network Topology Parameters Used to Train Models for Both Datasets

B Augmentation Examples

The reader can appreciate the quality of the extended examples; the addition (highlighted in pink) do not alter the meaning or the sentiment carried by the sentence. One could argue that the MLM corrected some grammatical and punctuation mistakes made by the reviewers, further improving the data quality. Regarding the quality of the reduced dataset, even if the reduced elements are not as good as the original documents, the general impression or sentiment remains the same.

Figure 5: MLM Extention Examples

1. This book **really** is superbly and **very** beautifully written. It brings to life **again** so many biblical stories that I had **previously** basically forgotten, and gave new meaning **even** to those passages. Diamant does a great job of showing what could have happened to influence **all** the stories of the Bible. The only drawbacks were the constant barrage **of** of tricky and complicated names, **some of** which **ones** I kept forgetting.
2. Great product, just like promised. Very surprised how fast it **has** arrived. It is a mop head so do not know what else to say.
3. This is terrific story, told entirely from the **unique** perspective of a young pioneer woman settling in Colorado territory. I call this amazing since it IS amazing that people could survive and thrive under such hardships, harsh weather, **brutal** Indian attacks, and above all the **social** isolation. It is infuriating because, not only does Mattie **not** have **time** to overcome the elements... her worst enemies are her 'friends'. It is no secret that **we** humans are, and have been throughout history, bigoted, racist, & misogynistic. Mattie deals **honestly** with these issues, **struggles** and rises above...A terrific story. 5 stars.

Figure 6: MLM Reduction Examples

1. the movie makes "acceptable" **many things I would not compromise choices about him** as a Christian father/husband. ~~Few awkward points in the~~ **A** a movie dealing with inappropriate situations between Mr. Hobbs and other women. ~~Pictures~~ **Makes light** of 11 year old boy reading playboy magazine. Expected a lot more out of this movie with the actors listed
2. ~~This book~~ **I can be reviewed** ~~be~~ in one word "INSIPID". Life is too short to be spent reading dull stories about adult characters who behave like adolescents and a storyline that is better suited to a 40's women's magazine like "True Confessions". ~~The writing is~~ **Characters** amateurish, the story boring. If what you crave is a novel about folks you can empathize with and whose lives ~~you really care about you'd be~~ **you're** much better off investing your hours in reading Evening Class or Tara Road (both by Maeve Binchy). Both are easy, enjoyable reads.
3. ~~Have been~~ **Not** a big user of the ~~old style 3060 for a~~ **30**, long time using six of them. They do wear ~~out and~~ but that's ~~not a~~ **flaw** - ~~it that~~ just happens to items with moving parts and circuitry. The current 3015 is a bummer with very limited programming ~~capabilities and~~ the new 3060 doesn't have a cover and when exposed to ~~measurable direct~~ **to** sunlight, it will fail. ~~It, too, does not have~~ **It lacks** the capabilities of its predecessor. Melnor "was" ~~a great company offering good~~ **making those** products - what happened!?!?!?!? If there's anyone out there that has a working old-style 3060 ~~and wants to~~ **to** sell it, let me know. By old style, it had a cover and was a square type unit using four AA batteries and had a lighted display.