

Foresight - Deep Generative Modelling of Patient Timelines using Electronic Health Records

Zeljko Kraljevic, Dan Bean, Anthony Shek, Rebecca Bendayan, Joshua Au Yeung, Alexander Deng, Alfie Baston, Jack Ross, Esther Idowu, James T Teo and Richard J Dobson**

Affiliations:

1 Dept of Biostatistics, Kings College London (DB, RB, RJD, ZK)

2 Dept of Neuroscience, Kings College Hospital (JAY, JTT, AS)

3 Guys & St Thomas Hospital (AD, AB, EI, JAY, JTT, AS)

4 University College London (JR, RJD)

5 NIHR Maudsley Biomedical Research Centre (DB, RJD)

Evidence before this study: We reviewed published evidence using Google Scholar and PubMed for studies using transformer-based models for forecasting patient timelines. We used the terms ("transformer" OR "bert" OR "generative pretrained transformer") AND ("forecasting" OR "temporal modelling" OR "trajectory") AND ("ehr" OR "health records" OR "medical records" OR "healthcare" OR "medicine" OR "patients" OR "hospital" OR "clinical"), the scope was anywhere in the text, published in 2018 or later. We found many CoVid-19 studies, or studies that focus on a specific biomedical concept or set of concepts. A few studies focus on forecasting a wider range of biomedical concepts, but still require structured data or work with specific timeframes (e.g. forecasting what may happen in the next episode, week, or month), or can only forecast one step into the future.

Added value of this study: Foresight can use just unstructured data, can work with different temporal resolutions (e.g. day, week, month) and because it is a generative model, in theory, it can simulate the patient's journey until death. Foresight was tested across hospitals, covering both physical and mental health, and 5 clinicians performed an independent test by simulating patients and outcomes. The tests were not focused on specific disorders or biomedical concepts but cover a broad range of concepts from the SNOMED ontology with 18 different concept types (e.g. Disorders, Substances, Findings and Procedures).

Implications of all the available evidence: Foresight has the potential to be a powerful tool for forecasting medical concepts, medical education, and the simulation of patient journeys and causal inference research. Being derived from real-world data and modelling historical common practice, it is not expected to be perfectly consistent with contemporary recommended best practice clinical guidelines, so it should not be used for clinical decision support in its current form. As an iterative model, Foresight will improve with more real-world data and improved language processing, with the concurrent expansion of utility.

Abstract

Background: Electronic Health Records (EHRs) hold detailed longitudinal information about each patient's health status and general clinical history, a large portion of which is stored within the unstructured text. Temporal modelling of this medical history, which considers the sequence of events, can be used to forecast and simulate future events, estimate risk, suggest alternative diagnoses or forecast complications.

Methods: While most prediction approaches use mainly structured data or a subset of single-domain forecasts and outcomes, we processed the entire free-text portion of EHRs for longitudinal modelling. We present Foresight, a novel GPT3-based pipeline that uses NER+L tools (i.e. MedCAT) to convert document text into structured, coded concepts, followed by providing probabilistic forecasts for future medical events such as disorders, medications, symptoms and interventions. Since large portions of EHR data are in text form, such an approach benefits from a granular and detailed view of a patient while introducing modest additional noise.

Findings: On tests in two large UK hospitals (King's College Hospital, South London and Maudsley) and the US MIMIC-III dataset precision@10 of 0.80, 0.81 and 0.91 was achieved for forecasting the next biomedical concept. Foresight was also validated on 34 synthetic patient timelines by 5 clinicians and achieved relevancy of 97% for the top forecasted candidate disorder. Foresight can be easily trained and deployed locally as it only requires free-text data (as a minimum). As a generative model, it can simulate follow-on disorders, medications and interventions for as many steps as required.

Interpretation: Foresight is a general-purpose model for biomedical concept modelling that can be used for real-world risk estimation, virtual trials and clinical research to study the progression of diseases, simulate interventions and counterfactuals, and for educational purposes.

Funding: Part of a programme of work that received funding from the NHS AI Lab, National Institutes of Health Research and Health Data Research UK. Infrastructure support from King's College London, South London and Maudsley Biomedical Research Centre and the London AI Centre for Value-Based Healthcare.

Introduction

Electronic Health Records (EHRs) hold detailed longitudinal information about each patient's health status and clinical history, most of which are stored in clinical notes within the unstructured text. Temporal models utilising such data could be used to simulate the patient's health trajectory, in other words, forecast disorders and medications, calculate risk scores and much more. The majority of previous work for prediction and forecasting uses structured datasets or structured data in EHRs and is focused on predictions of what will happen in a specific time frame. The problem with structured datasets is that they are not always available, and even when they are they can offer a limited view of a patient's journey (80% of the patient's data is in free text(1,2)).

A large number of previous studies are building on top of BERT(3). One example is BEHRT(4) which uses a limited subset of disorders (301 in total) available in the structured portion of EHRs. BEHRT is limited to forecasts of disorders occurring in the next patient hospital visit or a specific predefined time frame, consequently requiring that the information is grouped into patient visits. In addition, we note that the approach is a multi-label approach, which can cause difficulties as the number of concepts to be forecasted increases. Another example is G-BERT(5) the inputs for this model are all single-visit samples, which are insufficient to capture long-term contextual information in the EHR. Like in BEHRT, only structured data is used. Lastly, Med-BERT(6) is trained on structured diagnosis data, coded using the International Classification of Diseases. The model is not directly trained on the target task of forecasting a new disorder but is fine-tuned after the

standard Masked Language Modelling (MLM) task. The model is limited to ICD-10 codes and evaluated on a small subset of disorders which may be insufficient for estimating general performance.

Apart from BERT-based models, we also note Long Short Term Memory (LSTM) models, like the one proposed by Steinberg et al. LM-LSTM(7). Like the other models, they only use structured data and fine-tune their model to forecast limited future events.

In this work, we use the free text data within the EHR to build a novel model, Foresight, for biomedical concept forecasting. This work, to some extent, follows the approach outlined in GPTv3(8) where different tasks are implicit in the dataset; for example, one GPTv3 model can generate HTML code, answer questions, write stories and much more without any fine-tuning. We see the same in Foresight because the same model could be used to forecast the risk of diseases, offer differentials for next events or medications, and much more.

Our main contributions are: 1) A generative transformer-based approach to model the temporal sequence of biomedical concepts within clinical narratives; 2) Testing the model across multiple hospitals covering both physical and mental health, and further evaluating on synthetic patients created by clinicians; 3) Making a model trained on >800k patients from a major UK hospital covering a diverse population publicly available via a web application (<https://foresight.sites.er.kcl.ac.uk/>); and 4) a publicly available dataset of biomedical concept annotations for the MIMIC-III corpus (the submission of this dataset to the Physionet database is under review).

Methods

Overview of the Foresight Pipeline

The Foresight pipeline (Figure 1) has four main components 1) CogStack(1), used for data retrieval and the first step of data pre-processing and preparation; 2) MedCAT(9), used for the structuring of the free text information from EHRs; 3) Foresight Core, the deep learning model used for biomedical concept modelling; and 4) Foresight web-app used to interact with the trained model.

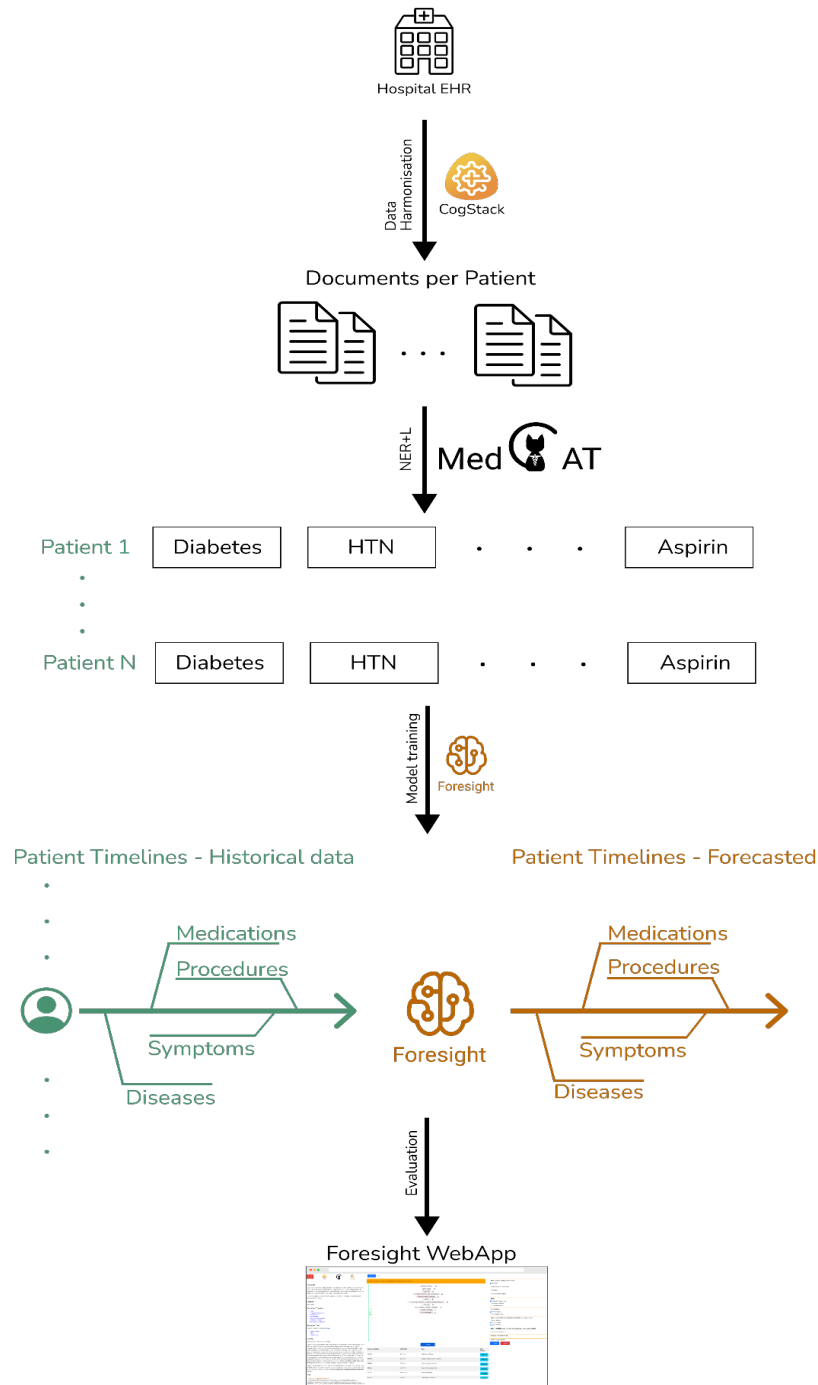


Figure 1. The foresight pipeline.

Data Collection

We used three datasets to train and test Foresight: 1) King's College Hospital (KCH) NHS Foundation Trust - consisting of all available free text from Electronic Health Records covering a diverse spectrum of South London from all clinical activity on EHR from 1999 till January 2021); 2) South London and Maudsley (SLaM) NHS Foundation Trust - consisting of all available free text for patients with a serious mental illness diagnosed prior to August 2019. SLaM is one of Europe's largest providers of secondary mental healthcare, serving a geographical catchment of approximately 1.32 million residents, and providing almost complete coverage of secondary mental healthcare provision to all age groups; 3) MIMIC-III - a publicly available dataset developed

by the MIT Lab for Computational Physiology, consisting of data associated with patients who stayed in critical care units of the Beth Israel Deaconess Medical Center between 2001 and 2012.

KCH Dataset

At KCH we collected a total of 18436789 documents from 1459802 patients. The data was retrieved from the Electronic Health Record (EHR) using the CogStack platform(1). We retained document types known to be information-rich and removed all documents of bad quality (OCR-related problems) or where there may be ambiguity in the presence of disorder (e.g. incomplete triage checklists, questionnaires and forms). After this filtering step, we were left with 13084498 documents and 842781 patients, each document had a timestamp representing the time when the document was written. Some documents were continuous, meaning more information was added over time. These were split into fragments, each defined with the time of writing.

The project operated under London South East Research Ethics Committee (reference 18/LO/2048) approval granted to the King's Electronic Records Research Interface (KERRI); specific approval in using NLP on unstructured clinical text for extraction of standardised biomedical Codes for patient record structuring was reviewed with expert patient input on a patient-led committee with Caldicott Guardian oversight and granted Feb 2020.

SLaM and MIMIC-III Datasets

Both SLaM and MIMIC-III datasets were already organised and cleaned to the extent we require; as such, no preprocessing or filtering was needed, and we used all available free-text documents. In the case of SLaM, we collected 14995092 documents from 27929 patients with a serious mental illness diagnosis using the CRIS system(10) which allows searching and retrieval of anonymised full records for over 500 000 cases currently represented in the system since 2007. For MIMIC-III, we used all available free text from clinical notes totalling 2083179 documents from 46520 patients.

This project was approved by the CRIS Oversight Committee, responsible for ensuring all research applications comply with ethical and legal guidelines.

Named Entity Recognition and Linking

The Medical Concept Annotation Toolkit (MedCAT) was used to extract biomedical concepts from free text and link them to the SNOMED-CT UK Clinical Edition and Drug Extension (hereafter referred to as SNOMED) concept database. MedCAT is a set of decoupled technologies for developing Information Extraction (IE) pipelines for varied health informatics use cases. It uses self-supervised learning to train a Named Entity Recognition and Linking (NER+L) model for any concept database (in this case, SNOMED) and demonstrates state-of-the-art performance. In addition to NER+L, MedCAT also supports concept contextualisation with supervised training e.g. Negation detection (is the concept negated or not), which was important for this work as we were only interested in biomedical concepts from free text that are not negated and that are related to the patient.

To train and validate the MedCAT models we manually annotated 17282 concept mentions from 698 randomly sampled documents from the full KCH dataset. The annotations were done using MedCATtrainer(11) and were then used to fine-tune the base MedCAT model. We trained two new models (experiencer and negation) on 17282 annotations for the meta-annotations. The context size was set to 20 tokens from the left and 10 tokens from the right, and training run for 50 epochs (best results in most cases are achieved around the 30th epoch) with a BBPE tokenizer and a Bi-LSTM with 2 layers and hidden size of 300.

MedCAT did not use the full SNOMED ontology but a subset, included were healthcare-relevant concepts such as Disorders, Substances, Findings and Procedures (full list in Appendix 1). The subsetting was done because SNOMED contained a wide variety of concepts that are not directly healthcare-relevant (e.g. the concept with ID 71783008 "Automobile, device (physical object)"). In total, we filtered to 195416 different biomedical concepts from SNOMED.

Once the concepts were extracted, we first removed all concepts that occurred <100 times in the whole dataset (to remove rare diseases) and second grouped them by patients and organised them into a timeline (Table 1 and 2). All datasets were split randomly into a train set (95%) and a test set (5%). To improve the quality of the timeline as well as to enrich it, we did the following: 1) A biomedical concept was kept if it appeared at least twice in the patient's timeline; this increases the precision of our NER+L tool at the cost of recall; 2) Timelines were prepended with age, sex and ethnicity where this was available; 3) If the patient's age (in years) changes between two concepts a new token is added to the timeline between those two concepts denoting the patient's age in years; 4) In each timeline we removed concepts that are parents of a concept already in the timeline (i.e. in the past), based on the SNOMED ontology. This was done to denoise the timeline, as in most cases, a parent of an existing concept does not bring any new information; 5) If a patient has died, the <patient has died> token is appended as the final one to the timeline, this information was only used in our largest dataset (KCH); 6) The timeline was then split into fragments of length N (also known as buckets, set to 1 day in our case) and concept duplicates inside of one fragment were removed. Between two fragments, the special <SEP> token was added; 7) If a timeline is longer than L (L = 256 in our case), it was split into multiple timelines of length L; lastly, 8) If the timeline is shorter than 10 concepts it was removed.

	KCH		SLaM		MIMIC-III	
	Train	Test	Train	Test	Train	Test
Patients	710194	37301	21910	1155	38749	2027
Patients by Ethnicity						
Asian	34616 (5%)	1764 (5%)	1405 (6%)	63 (6%)	1031 (3%)	58 (3%)
Black	131216 (18%)	6980 (19%)	4822 (22%)	281 (24%)	3127 (8%)	146 (7%)
Mixed	8484 (1%)	441 (1%)	572 (3%)	28 (2%)	82 (0%)	6 (0%)
Other	34434 (5%)	1798 (5%)	4167 (19%)	213 (19%)	2428 (6%)	120 (6%)
Unknown	154132 (22%)	8071 (21%)	1150 (5%)	48 (4%)	4581 (12%)	263 (13%)
White	347312 (49%)	18247 (49%)	9794 (45%)	522 (45%)	27500 (71%)	1434 (71%)
Patients by Sex						
Female	381155 (54%)	19873 (53%)	10054 (46%)	544 (47%)	16869 (44%)	868 (43%)
Male	328866 (46%)	17422 (47%)	11777 (54%)	607 (53%)	21880 (56%)	1159 (57%)

Unknown	173 (0%)	6 (0%)	79 (0%)	4 (0%)	0 (0%)	0 (0%)
Patients by Age						
0-18	119297 (14%)	6402 (14%)	1437 (4%)	81 (4%)	3639 (9%)	187 (9%)
18-30	122137 (14%)	6435 (15%)	7372 (21%)	378 (20%)	1727 (4%)	90 (4%)
30-41	138706 (16%)	7232 (17%)	9009 (26%)	500 (27%)	2355 (6%)	105 (5%)
41-50	120187 (15%)	6390 (14%)	7283 (21%)	393 (21%)	3895 (10%)	207 (10%)
51-64	161799 (19%)	8391 (19%)	6044 (18%)	345 (19%)	9481 (24%)	496 (24%)
64+	183423 (22%)	9489 (21%)	3346 (10%)	170 (9%)	18648 (47%)	990 (48%)
Table 1. Selected characteristics from KCH, SLaM and MIMIC-III after preprocessing and timeline creation. For the <i>number of patients by age</i> , we multicounted if one patient had data which spanned across more than one age group and the percentages in this case refer to the number of timelines instead of patients.						

	KCH	SLaM	MIMIC-III
Annotations (Unique)	56736380 (10512)	8958567 (2182)	5046821 (2951)
Annotations per Semantic Type - Total (Unique)			
Disorder	19003851 (5632)	1743625 (674)	2212841 (1376)
Substance	12191307 (1185)	2245368 (255)	891764 (472)
Finding	17282165 (2868)	4747863 (929)	1422286 (755)
Procedure	3056147 (63)	45189 (26)	181254 (34)
Table 2. Four common clinically relevant semantic types after dataset annotation from KCH, SLaM and MIMIC-III. Everything is calculated after data preprocessing and timeline formation.			

Foresight - biomedical concept forecasting

Foresight is a transformer-based pipeline for modelling biomedical concepts from clinical narratives (Figure 2). It is built on top of the Generative Pretrained Transformer v2(12) architecture which allows us to do causal language modelling (CLM). EHR data is sequentially ordered in time, and this sequential order is important(13).

As such Masked Language Modelling (MLM) approaches like BERT(3) were not a good fit because when forecasting the masked token, BERT models can also look into the future (i.e. they are bi-directional). Formally the task at hand can be defined as given a corpus of patients $U = \{u_1, u_2, u_3, \dots\}$ where each patient is defined as a sequence of tokens $u_i = \{w_1, w_2, w_3, \dots\}$ and each token is medically relevant and temporally defined piece of patient data, our objective is the standard language modelling objective:

$$L(U) = \sum_i \sum_j \log P(w_j^i | w_{j-1}^i, w_{j-2}^i, \dots, w_0^i) \quad Eq. 1$$

In this work each of the tokens w_i represents a biomedical concept such as disorder, medication and finding (full list in Appendix 1) or patient demographics such as age, gender and ethnicity.

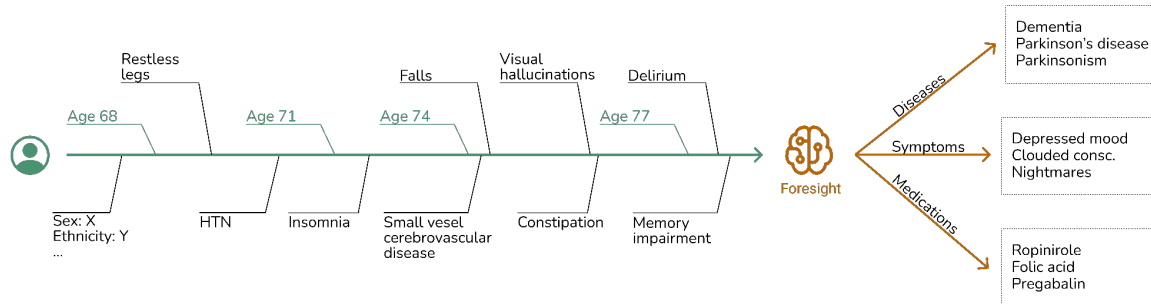


Figure 2. The left portion of the timeline represents the existing/historical data for a patient and the right portion are forecasts from Foresight for different biomedical concept types.

Foresight web app

To enable easier interaction with the model, the Foresight web app is made available at <https://foresight.sites.er.kcl.ac.uk/>. It can be used to evaluate the model for forecasting biomedical concepts by manually creating a patient timeline or loading an existing timeline exported from Foresight or CogStack. The web app has a number of options that control the model output: 1) Filtering by concept type or a specific branch of the SNOMED ontology (e.g. only cardiovascular disorders); 2) Filtering by concept status (new or recurring concepts); 3) A filter to ignore/hide concepts that are parents, children or siblings of concepts that were already in the timeline.

To understand why a certain concept was forecasted, we have added a gradient-based saliency method(14) to the web app. This method allows us to calculate and visualise how important each input token was for forecasting the next concept in sequence. The web app is also integrated with MedCAT, so it is possible to analyse unstructured text of a clinical note and get forecasts, although performance is affected by non-linear chronological sequencing of natural language text.

Metrics

The performance of models is measured using custom metrics that are an extension of the standard Precision ($TP / TP + FP$) and Recall ($TP / TP + FN$) aiming to replicate what the model will be used for but also consider the limitations of the training data. The standard metrics used for language modelling (e.g. Perplexity) were not suitable for measuring the performance of biomedical concept modelling.

At each point in a patient's timeline, the model forecasts the next concept. When measuring precision/recall, if the model forecasts that concept X will occur next while it should be concept Y, this forecast is not necessarily wrong. Several factors can influence what exactly is the next concept including a) the way the patient data is entered can significantly change the order of concepts in our timeline (albeit only on a short-time scale); b) Delayed diagnosis; c) Order of how the concept data is recorded in the EHR; and d) Concepts like chronic disorders, that do not have a precise starting point in a patient timeline but can appear a year before/after the real

onset. Because of this, when determining whether the forecast is correct, we have to evaluate forecasted concepts appearing in a certain time range bucket. We define the following time ranges: 30 days, 1 year, and infinity (meaning all remaining data for a specific patient). For example, if we take the 30-day bucket, a forecast is considered correct if the forecasted concept appears anywhere in that 30-day bucket. We did not change the task at hand, and the model is still forecasting the next concept in the timeline, only the way we calculate metrics is modified.

As the model can be used for risk forecast or diagnosis suggestion, we are interested in how likely one of the top N forecasts is correct or, in other words, will appear in a patient's future. The idea here is that the model can be used as a recommender engine for clinicians - forecast the top 10 disorders that the clinician can use as a helping hand and make sure something is not missed/overlooked. We used top-k @ {1, 5, 10}

A user might input historical patient information and ask the model to generate the next most likely Disorder and not Medications or other SNOMED concepts. To simulate this, every forecasted concept must match the 'type' of the ground truth concept at that position in the timeline. For example, if for a patient, the next disorder concept in a timeline is 'Diabetes Mellitus (disorder)' the model will be forced to forecast only concepts of the type 'disorder'. The SNOMED ontology was used to group concepts, preventing the model from always forecasting the commonest group of concepts.

Finally, for each concept, we keep track of whether the forecasted concept is a new concept or a recurring one in that patient's timeline. We also force the model to forecast a new/recurring concept depending on what the ground truth is. Note that we do not consider the concepts that appeared in the last 24h that we have for a patient. As our bucket size is 1 day, we ignore the last day to remove any possible noise.

Results

Named Entity Recognition and Linking

The MedCAT models were finetuned with a high precision bias and the final scores were: Precision 0.9549, Recall 0.8077 and F1 0.8752 while the models without precision bias achieved: Precision: 0.9314, Recall: 0.8959 and F1 0.9133. A model weighted towards Precision was chosen due to the high level of redundancy in real-world health record data(15), so correct detection was more important as intrinsic redundancies make up for the occasionally missed concept. For the meta-annotations, the F1 scores were 0.9280 for Patient and 0.9490 for Negation.

The tuned MedCAT and MetaCAT models were then used to annotate the entire datasets at KCH/MIMIC/SLaM. To test the patient-level Precision, 100 patients from each dataset were randomly sampled, and from each one we randomly picked a concept and manually verified whether it was correctly or incorrectly detected. Here we used the >1 occurrences rule, meaning a concept is only taken into account if it appears at least 2 times for this patient. In all three datasets, the same KCH MedCAT model was used. The results are reported in Table 3.

	Precision (True positive / False positive)		
	KCH	SLaM	MIMIC-III
Overall	97% (97/3)	98% (98/2)	95% (95/5)
Disorder	96% (48/2)	100% (27/0)	91% (44/3)
Substance	95% (19/1)	100% (26/0)	94% (17/1)

Finding	100% (24/0)	96% (44/2)	97% (31/1)
Procedure	NA (0/0)	100% (1/0)	100% (3/0)

Table 3. Patient-level precision for randomly selected 100 concepts from each of the three datasets. Each concept was required to have ≥ 2 occurrences in a timeline to be considered as present.

Foresight - biomedical concept forecasting

The Foresight model uses the exact architecture from GPTv2/3, the only modification is that the vocabulary is not words/subwords but biomedical concepts. To find the optimal hyperparameters, we used Population Based Training(16) at KCH on the validation set (5% of the train set), the best result was achieved with $n_layers=16$, $n_attention_heads=16$, $embedding_dim=512$, $weight_decay=1e-2$, $lr=3.14e-4$, $batch_size=32$, and $warmup_ratio=0.01$, scheduler used was linear and we run the training for 10 epochs. At KCH, the training was done on 8 Tesla V100 GPUs and took around 3 days, while for the SLaM and MIMIC-III datasets, we used a single T4 GPU, which took around 2 days (Table 4).

Adding more layers or increasing the heads-layers up to 32x32 did not make a difference, beyond which there was significant performance deterioration. Regarding bucket size, increasing it did not improve the performance; the model trained on bucket size of 1 day outperformed all other models trained on bucket sizes of 3, 7, 14, 30 and 365 days.

Concept Type	Time (days)	Top-K	Precision/Recall					
			KCH New	KCH Recurring	SLaM New	SLaM Recurring	MIMIC New	MIMIC Recurring
All	30	1	0.43/0.32	0.83/0.77	0.38/0.23	0.77/0.67	0.52/0.32	0.83/0.67
All	30	5	0.71/0.57	0.99/0.97	0.71/0.48	0.97/0.92	0.84/0.59	0.98/0.92
All	30	10	0.80/0.67	1.00/0.99	0.81/0.60	0.99/0.97	0.91/0.70	1.00/0.97
All	365	1	0.47/0.33	0.88/0.83	0.51/0.25	0.86/0.77	0.54/0.33	0.85/0.70
All	inf	1	0.51/0.34	0.89/0.86	0.56/0.26	0.88/0.80	0.55/0.33	0.86/0.70
Disorders	30	1	0.30/0.21	0.80/0.72	0.34/0.24	0.78/0.72	0.46/0.26	0.79/0.60
Disorders	30	5	0.57/0.43	0.98/0.96	0.65/0.49	0.98/0.96	0.79/0.51	0.98/0.89
Disorders	30	10	0.68/0.53	1.00/0.99	0.76/0.60	1.00/1.00	0.88/0.62	0.99/0.96
Disorders	365	1	0.35/0.23	0.87/0.81	0.44/0.26	0.86/0.80	0.49/0.26	0.83/0.64
Disorders	inf	1	0.38/0.23	0.89/0.84	0.49/0.27	0.87/0.83	0.50/0.26	0.84/0.65
Findings	30	1	0.41/0.26	0.77/0.70	0.39/0.19	0.72/0.59	0.52/0.29	0.83/0.66
Findings	30	5	0.70/0.51	0.98/0.95	0.72/0.42	0.95/0.87	0.85/0.58	0.99/0.93
Findings	30	10	0.80/0.63	1.00/0.99	0.82/0.55	0.99/0.95	0.92/0.70	1.00/0.98
Findings	365	1	0.46/0.27	0.82/0.76	0.55/0.22	0.82/0.71	0.54/0.29	0.85/0.67

Findings	inf	1	0.51/0.28	0.84/0.80	0.61/0.22	0.85/0.74	0.55/0.29	0.85/0.68
Substances	30	1	0.46/0.34	0.87/0.79	0.36/0.25	0.85/0.78	0.52/0.32	0.84/0.70
Substances	30	5	0.77/0.63	0.99/0.98	0.70/0.55	0.99/0.98	0.85/0.61	0.99/0.94
Substances	30	10	0.86/0.74	1.00/1.00	0.82/0.69	1.00/1.00	0.92/0.73	1.00/0.99
Substances	365	1	0.49/0.35	0.90/0.86	0.43/0.277	0.91/0.87	0.53/0.32	0.85/0.71
Substances	inf	1	0.52/0.36	0.91/0.89	0.46/0.28	0.92/0.89	0.54/0.32	0.85/0.71
Procedures	30	1	0.68/0.61	0.92/0.91	0.53/0.51	0.97/0.97	0.80/0.67	0.93/0.92
Procedures	30	5	0.93/0.91	1.00/1.00	0.87/0.86	1.00/1.00	0.97/0.94	1.00/1.00
Procedures	30	10	0.97/0.97	1.00/1.00	0.96/0.96	1.00/1.00	0.99/0.99	1.00/1.00
Procedures	365	1	0.71/0.61	0.94/0.95	0.54/0.51	0.98/0.98	0.81/0.67	0.95/0.94
Procedures	inf	1	0.73/0.62	0.95/0.96	0.55/0.51	0.98/0.98	0.82/0.67	0.95/0.94

Table 4. Precision and Recall for next concept forecast.

Clinical evaluation of the generated next biomedical concept

5 clinicians designed and produced 34 synthetic timelines for simulated scenarios similar to a ‘clinical vignette’ (available on <https://github.com/CogStack/Foresight>); each timeline was processed by Foresight (KCH model) and 5 forecasted Disorder concepts were presented back to the clinicians. In each example, 5 clinicians were asked to score the relevancy of each of the forecasted concepts. ‘Relevancy of forecasted concepts’ was chosen over ‘Accuracy’ as there were frequent disagreements on ground truth on which forecasted concept is most ‘correct’ (Table 5). Multiple answer relevancy is also more compatible with real-world clinical practice, which is geared towards concurrently considering and managing for multiple possible diagnoses, multiple investigations and multiple interventions rather than the classical “Single Best Answer” commonly used in UK medical examinations(17,18).

Metric / Top N Concepts	1	2	3	4	5
Percentage of relevant concepts	97%	96%	90%	89%	88%

Table 5. Results of the manual clinician verification, the columns represent how many concept suggestions from the Foresight KCH model were evaluated.

The vast majority of concepts forecasted were frequently relevant in sequence. The overall inter-annotator agreement is 86% (among the 5 clinicians). For cases where all clinicians agree, the percentage of relevant concepts out of the top 5 is 93%, where 4 out of 5 clinicians agree it is 81%, and where 3 out of 5 clinicians agree 62%. An example of a ‘clinical vignette’ with an error is presented below:

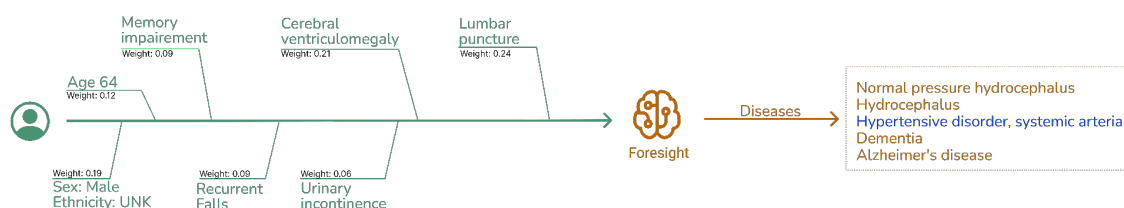


Figure 3. An example of a patient timeline with forecasted diseases. Saliency (weight) is shown for the first candidate - Normal Pressure Hydrocephalus. Irrelevant prediction in blue

4 out of the 5 forecasted concepts (“normal pressure hydrocephalus”, “hydrocephalus”, “dementia” and “Alzheimer’s disease”) were relevant. This is compatible with clinician heuristic reasoning to expect that the diagnosis was reached as a result of the last concept in the timeline - the “lumbar puncture” procedure (whether by CSF removal or molecular biomarkers) combined in context to preceding symptoms. The single irrelevant concept of “hypertensive disorder, systemic arterial” failed to take this contextual cue and forecasted a diagnosis that though statistically very common in the age group but highly irrelevant in the context of the other concepts. As per Table 5, most concepts forecasted were relevant showing the contribution of the contextual attentional transformer mechanism in Foresight.

For all other timelines and outputs, please review the Foresight repository at <https://github.com/CogStack/Foresight>.

Examples of generating multiple synthetic concepts into the future

We use top-k sampling with $k = 100$ and generate timelines of 21 (6 base + 15 new) concepts (Figure 4). In our experiments, increasing $k > 1000$ introduces too much noise for longer timelines and lowering $k < 10$ makes the timelines very limited and repetitive.

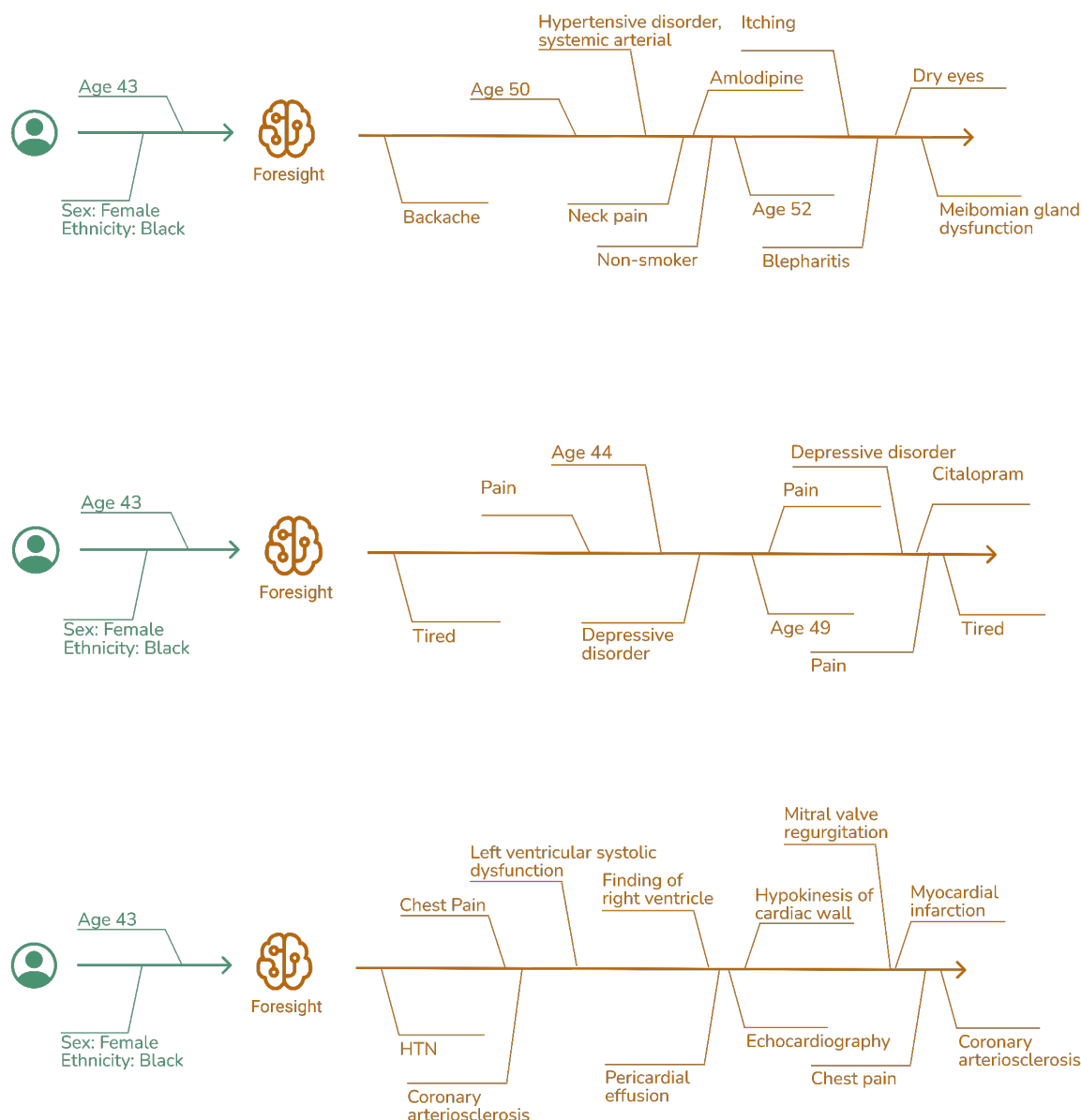


Figure 4. Generated synthetic timeline examples for input: 43-year-old, black, female (top - KCH, middle - SLAM, bottom - MIMIC-III). The distances in the figures do not represent real temporal distances, only the order of concepts in the timelines is important.

Discussion

We present a novel deep-learning generative model of entire patient timelines within secondary care across mental and physical health, incorporating interoperable disease, procedure, medication and symptom concepts. Foresight allows A/B testing of historical events, helpful for purposes of further research into historical real-world data through emulation of virtual trials, real-world risk estimation, analysis of bias, as well as synthetic data generation.

Foresight allows simulation of a synthetic patient from single time-steps during a time-constrained inpatient episode all the way to a multi-year timeline of chronic conditions. This opens the door for research into “What if?” scenarios in Health Digital Twins. Digital Twins provide a way to estimate the impact of existing

interventions on historical real-world data, beyond a purely dichotomous outcome incorporating how co-morbidities (both physical and mental health) may interact with each other and the primary outcome(19,20). Simulations with Foresight provide a route for counterfactual modelling to allow causal inference(21). Such a digital twin could also be used for medical education, where symptoms and medical histories are provided, and differential diagnoses and relevant investigations are quizzed against. This could also be played out into forecasted learning scenarios - the traditional ‘clinical vignette’ teaching method enhanced by deep learning for the digital era(22). Future work in this area should explore extended timeline simulation in more detail as well as improve on the generated timelines with, for example, a learning-to-rank model similar to how the CLIP(23) model works with DALL-E(24).

The metrics calculated in table X were strictly pessimistic as the SNOMED knowledge graph or hierarchy was not used to evaluate precision. This means if the forecasted concept is a refinement or generalisation of a diagnosis (e.g. the ground truth is ‘Diabetes Mellitus’, but the forecast is ‘Type 2 Diabetes Mellitus’, or vice versa), currently, this is assigned as a mistake during evaluation even if the refinement or generalisation is correct given the patient’s history. This might be a contributing factor to why the results of the manual validation are better than the metrics from table X. Future work might consider the addition of graph-based approaches to improve this and potentially allow capturing of synonymy of multiple concepts to single concepts (e.g. Pneumonia + Aspiration + Dysphagia in the same time bucket = Aspiration Pneumonia), ‘post-coordinated expressions’ in SNOMED.

The ability to simulate a forecast of future events/ medications/ procedures/ diagnoses is extremely intriguing for education and exploring the impact in previous real-world practice. While there is a temptation to imagine the forecasted output to be used for clinical care or decision support - this is premature as Foresight is derived from historical common practice so would not be expected to be consistent with contemporary recommended best practice clinical guidelines. Clinical practice and disease patterns drift over time leading to treatments or diagnoses patterns that are era-specific - simulation of a patient with an upper respiratory tract infection in an Influenza-dominant era would be misguided in a Covid-dominant era. Availability of new treatments or interventions would also be under-represented in Foresight, and disease profile would be weighted to conditions and scenarios in secondary and tertiary care, i.e. it would be weighted towards more comorbidity as patients with lower complexity or early-stage conditions who are completely dealt with in primary care would be under-represented in our dataset(25).

Foresight prioritises *probability* of a concept over *urgency and impact* of a concept, while real-world clinical practice and heuristic clinical reasoning is often geared towards *high impact, high urgency, low probability* events over *low impact, low urgency, high probability* events. This can produce a scenario where forecasted concepts are common but irrelevant to the context, e.g. an elderly patient with a timeline culminating in “central crushing chest pain”, is incidentally forecasted to have “cataracts” next, which is irrelevant to the more pressing scenario of the chest pain. This relevancy could be introduced through ‘prompt engineering’ to filter to only certain disease types or organ systems, types of medications, or to provide a separate relevancy signal. Finally, hallucinations are also well-described in Transformer-based generative models(26) including the recent ChatGPT, so such relevancy and mitigation systems would need to be built before any suitability for clinical decision support. Foresight would be considered to be in the non-clinical development phase and not within the STARD-AI or TRIPOD-AI reporting frameworks designed for diagnostics AI(27).

Due to the modular architecture of the system, the individual subcomponents can be improved or extended: (1) further tuning of the concept capture of the natural language processing; (2) inclusion of quantitative data like blood pressure measurements or blood test results; (3) expansion of dataset for greater coverage of Rare Disease while preserving privacy; (4) representation of ‘external knowledge’ from published clinical guidelines, academic publications and (5) graph-based representations of encoding and decoding; (6) introduction of deterministic and non-deterministic modes; and (7) inclusion of relevant negations (e.g. “No chest pain”), likely through some sort of modified loss due to the excessive use of negations in real-world clinical text.

Conclusion

We present a novel deep learning generative model of patients using EHRs that is composed of both natural language processing and a longitudinal forecasting, which has broad utility across many healthcare domains. We anticipate further iterative improvements as all subcomponents are improvable. Foresight opens the door for digital health twins, synthetic dataset generation, real world risk estimation, longitudinal research, emulation of virtual trials, medical education and more.

Code and Data availability statement

- SLAM: Due to the confidential nature of free-text data, we are unable to make patient-level data available. CRIS was developed with extensive involvement from service users and adheres to strict governance frameworks managed by service users. It has passed a robust ethics approval process acutely attentive to the use of patient data. Specifically, this system was approved as a dataset for secondary data analysis on this basis by Oxfordshire Research Ethics Committee C (08/H06060/71). The data are deidentified and used in a data-secure format and all patients have the choice to opt-out of their anonymised data being used. Approval for data access can only be provided from the CRIS Oversight Committee at SLAM.
- KCH: Source patient-level dataset is not available for privacy reasons. The source dataset is described in the Health Data Research UK Innovation Gateway <https://web.www.healthdatagateway.org/dataset/4e8d4fed-69d6-402c-bd0a-163c23d6b0ee> with a wider timeframe (2010-2022).
- MIMIC-III data availability statement: MIMIC-III is available publicly at <https://physionet.org>
- Foresight: the code is available on GitHub at <https://github.com/CogStack/Foresight> and the web app can be accessed on <https://foresight.sites.er.kcl.ac.uk/>

Disclaimer

This material includes SNOMED Clinical Terms® (SNOMED CT®) which is used by permission of the International Health Terminology Standards Development Organisation (IHTSDO). All rights reserved. SNOMED CT®, was originally created by The College of American Pathologists. "SNOMED" and "SNOMED CT" are registered trademarks of the IHTSDO.

References

1. Jackson R, Kartoglu I, Stringer C, Gorrell G, Roberts A, Song X, et al. CogStack - Experiences of deploying integrated information retrieval and extraction services in a large National Health Service Foundation Trust hospital. BMC Med Inform Decis Mak [Internet]. 2018 Jun 25 [cited 2022 Dec 13];18(1):1–13. Available from: <https://bmcmmedinformdecismak.biomedcentral.com/articles/10.1186/s12911-018-0623-9>
2. Hardy F, Heyl J, Tucker K, Hopper A, Marchã MJ, Briggs TWR, et al. Data consistency in the English Hospital Episodes Statistics database. BMJ Health Care Inform [Internet]. 2022 Oct 1 [cited 2022 Dec 13];29(1):e100633. Available from: <https://informatics.bmj.com/content/29/1/e100633>
3. Devlin J, Chang MW, Lee K, Toutanova K. BERT: Pre-training of Deep Bidirectional Transformers for Language Understanding. NAACL HLT 2019 - 2019 Conference of the North American Chapter of the Association for Computational Linguistics: Human Language Technologies - Proceedings of the

- Conference [Internet]. 2018 Oct 11 [cited 2022 Dec 13];1:4171–86. Available from: <https://arxiv.org/abs/1810.04805v2>
4. Li Y, Rao S, Solares JRA, Hassaine A, Ramakrishnan R, Canoy D, et al. BEHRT: Transformer for Electronic Health Records. *Scientific Reports* 2020 10:1 [Internet]. 2020 Apr 28 [cited 2022 Dec 13];10(1):1–12. Available from: <https://www.nature.com/articles/s41598-020-62922-y>
 5. Shang J, Ma T, Xiao C, Sun J. Pre-training of graph augmented transformers for medication recommendation. *IJCAI International Joint Conference on Artificial Intelligence* [Internet]. 2019 Jun 2 [cited 2022 Dec 13];2019-August:5953–9. Available from: <https://arxiv.org/abs/1906.00346v2>
 6. Rasmy L, Xiang Y, Xie Z, Tao C, Zhi D. Med-BERT: pretrained contextualized embeddings on large-scale structured electronic health records for disease prediction. *NPJ Digit Med* [Internet]. 2021 Dec 1 [cited 2022 Dec 13];4(1). Available from: <https://arxiv.org/abs/2005.12833v1>
 7. Steinberg E, Jung K, Fries JA, Corbin CK, Pfohl SR, Shah NH. Language Models Are An Effective Patient Representation Learning Technique For Electronic Health Record Data. *J Biomed Inform* [Internet]. 2020 Jan 6 [cited 2022 Dec 13];113. Available from: <https://arxiv.org/abs/2001.05295v2>
 8. Brown TB, Mann B, Ryder N, Subbiah M, Kaplan J, Dhariwal P, et al. Language Models are Few-Shot Learners. *Adv Neural Inf Process Syst* [Internet]. 2020 May 28 [cited 2022 Dec 13];2020-December. Available from: <https://arxiv.org/abs/2005.14165v4>
 9. Kraljevic Z, Searle T, Shek A, Roguski L, Noor K, Bean D, et al. Multi-domain clinical natural language processing with MedCAT: The Medical Concept Annotation Toolkit. *Artif Intell Med* [Internet]. 2021 Jul 1 [cited 2022 Dec 13];117. Available from: <https://arxiv.org/abs/2010.01165v2>
 10. Stewart R, Soremekun M, Perera G, Broadbent M, Callard F, Denis M, et al. The South London and Maudsley NHS Foundation Trust Biomedical Research Centre (SLAM BRC) case register: Development and descriptive data. *BMC Psychiatry* [Internet]. 2009 Aug 12 [cited 2022 Dec 13];9(1):1–12. Available from: <https://bmcpsychiatry.biomedcentral.com/articles/10.1186/1471-244X-9-51>
 11. Searle T, Kraljevic Z, Bendayan R, Bean D, Dobson R. MedCATTrainer: A biomedical free text annotation interface with active learning and research use case specific customisation. *EMNLP-IJCNLP 2019 - 2019 Conference on Empirical Methods in Natural Language Processing and the 9th International Joint Conference on Natural Language Processing, Proceedings of System Demonstrations* [Internet]. 2019 Jul 16 [cited 2022 Dec 13];139–44. Available from: <https://arxiv.org/abs/1907.07322v1>
 12. Radford A, Wu J, Child R, Luan D, Amodei D, Sutskever I. Language Models are Unsupervised Multitask Learners. [cited 2022 Dec 13]; Available from: <https://github.com/codelucas/newspaper>
 13. Singh A, Nadkarni G, Gottesman O, Ellis SB, Bottinger EP, Gutttag J v. Incorporating temporal EHR data in predictive models for risk stratification of renal function deterioration. *J Biomed Inform* [Internet]. 2015 Feb 1 [cited 2022 Dec 13];53:220–8. Available from: <https://pubmed.ncbi.nlm.nih.gov/25460205/>
 14. Atanasova P, Simonsen JG, Lioma C, Augenstein I. A diagnostic study of explainability techniques for text classification. *EMNLP 2020 - 2020 Conference on Empirical Methods in Natural Language Processing, Proceedings of the Conference* [Internet]. 2020 Sep 25 [cited 2022 Dec 13];3256–74. Available from: <https://arxiv.org/abs/2009.13295v1>
 15. Searle T, Ibrahim Z, Teo J, Dobson R. Estimating redundancy in clinical text. *J Biomed Inform* [Internet]. 2021 Dec 1 [cited 2022 Dec 13];124. Available from: <https://pubmed.ncbi.nlm.nih.gov/34695581/>
 16. Jaderberg M, Dalibard V, Osindero S, Czarnecki WM, Donahue J, Razavi A, et al. Population Based Training of Neural Networks. 2017 Nov 27 [cited 2022 Dec 13]; Available from: <https://arxiv.org/abs/1711.09846v2>
 17. Sam AH, Westacott R, Gurnell M, Wilson R, Meeran K, Brown C. Comparing single-best-answer and very-short-answer questions for the assessment of applied medical knowledge in 20 UK medical schools: Cross-sectional study. *BMJ Open* [Internet]. 2019 Sep 1 [cited 2022 Dec 13];9(9):e032550. Available from: <https://bmjopen.bmj.com/content/9/9/e032550>
 18. Sam AH, Hameed S, Harris J, Meeran K. Validity of very short answer versus single best answer questions for undergraduate assessment. *BMC Med Educ* [Internet]. 2016 Oct 13 [cited 2022 Dec

- 13];16(1):1–4. Available from: <https://bmcmmededuc.biomedcentral.com/articles/10.1186/s12909-016-0793-z>
19. Coorey G, Figtree GA, Fletcher DF, Snelson VJ, Vernon ST, Winlaw D, et al. The health digital twin to tackle cardiovascular disease—a review of an emerging interdisciplinary field. *npj Digital Medicine* 2022 5:1 [Internet]. 2022 Aug 26 [cited 2022 Dec 13];5(1):1–12. Available from: <https://www.nature.com/articles/s41746-022-00640-7>
20. Venkatesh KP, Raza MM, Kvedar JC. Health digital twins as tools for precision medicine: Considerations for computation, implementation, and regulation. *npj Digital Medicine* 2022 5:1 [Internet]. 2022 Sep 22 [cited 2022 Dec 13];5(1):1–2. Available from: <https://www.nature.com/articles/s41746-022-00694-7>
21. Höfler M. Causal inference based on counterfactuals. *BMC Med Res Methodol* [Internet]. 2005 Sep 13 [cited 2022 Dec 13];5(1):1–12. Available from: <https://bmcmmedresmethodol.biomedcentral.com/articles/10.1186/1471-2288-5-28>
22. Jeffries C, Maeder DW. Using Vignettes To Build and Assess Teacher Understanding of Instructional Strategies. *Professional Educator*. 2005;27:17–28.
23. Radford A, Kim JW, Hallacy C, Ramesh A, Goh G, Agarwal S, et al. Learning Transferable Visual Models From Natural Language Supervision. 2021 Feb 26 [cited 2022 Dec 13]; Available from: <https://arxiv.org/abs/2103.00020v1>
24. Ramesh A, Pavlov M, Goh G, Gray S, Voss C, Radford A, et al. Zero-Shot Text-to-Image Generation. 2021 Feb 24 [cited 2022 Dec 13]; Available from: <https://arxiv.org/abs/2102.12092v2>
25. Bean D, Kraljevic Z, Shek A, Teo J, Dobson R. Hospital-wide Natural Language Processing summarising the health data of 1 million patients. *medRxiv* [Internet]. 2022 Sep 16 [cited 2022 Dec 13];2022.09.15.22279981. Available from: <https://www.medrxiv.org/content/10.1101/2022.09.15.22279981v2>
26. Ji Z, Lee N, Frieske R, Yu T, Su D, Xu Y, et al. Survey of Hallucination in Natural Language Generation. *ACM Comput Surv* [Internet]. 2022 Feb 7 [cited 2022 Dec 13]; Available from: <http://arxiv.org/abs/2202.03629>
27. Vasey B, Nagendran M, Campbell B, Clifton DA, Collins GS, Denaxas S, et al. Reporting guideline for the early stage clinical evaluation of decision support systems driven by artificial intelligence: DECIDE-AI. *BMJ* [Internet]. 2022 May 18 [cited 2022 Dec 13];377. Available from: <https://www.bmj.com/content/377/bmj-2022-070904>

Appendix 1

A list of all concept types that were selected from the SNOMED ontology: Occupation; Disorder; Clinical drug; Tumour staging; Record artifact; Medicinal product form; Organism; Situation; Observable entity; Substance; Finding; Assessment scale; Medicinal product; Body structure; Physical object; Morphologic abnormality; Regime/Therapy; Product; Procedure.

Appendix 2

KCH			SLaM			MIMIC-III		
Name	TP	FP		TP	FP		TP	FP
Fast Alcohol Screening Test (assessment scale)*	51	0	Cardiac pacemaker, device (physical object)	22	0	Care plan (record artifact)	341	0
Cellulitis of eyelid (disorder)	45	0	Conservative therapy (regime/therapy)	12	0	Cardiac pacemaker, device (physical object)	166	0
Deficiency of transaldolase (disorder)	41	0	Left kidney structure (body structure)	9	0	Anoxic encephalopathy (disorder)	12	0
Congenital disease (disorder)	40	0	Product containing antigen of whole cell pertussis and diphtheria toxoid and tetanus toxoid adsorbed (medicinal product)	8	0	Conservative therapy (regime/therapy)	10	0
Alpha-methylacyl-CoA racemase deficiency disorder (disorder)	38	0	Moderate pain (finding)	6	0	Product containing benzocaine in cutaneous dose form (medicinal product form)	9	0
Ichthyosis (disorder)	38	0	Sickle cell-hemoglobin SS disease (disorder)	6	0	Human immunodeficiency virus (organism)	8	0
McCune Albright syndrome (disorder)	38	0	Human immunodeficiency virus (organism)	5	0	Pseudocyst of pancreas (disorder)	6	0
Human immunodeficiency virus (organism)	33	0	Allergies and adverse reaction (record artifact)	4	0	Poor muscle tone (finding)	5	0
Polymyxin (substance)	30	0	Vasovagal syncope (disorder)	2	0	Status epilepticus (disorder)	5	0
Hepatitis C antibody test negative (finding)	28	0	Diurnal variation of mood (finding)	2	0	Fracture of pubic rami (disorder)	5	0
⋮								
Sprain of ligament (disorder)	145	1236	Victim of neglect (finding)	18	116	Urinary tract infectious disease (disorder)	33	107
Radiating pain (finding)	36	339	Smartly dressed (finding)	36	268	Hyperlipidemia (disorder)	75	250
Varicella (disorder)	39	410	Omeprazole (substance)	16	120	Traumatic tear of skin (disorder)	39	134
Fibromyalgia (disorder)	30	295	Backache (finding)	21	171	Hypercholesterolemia (disorder)	36	118
Generally unwell (finding)	18	192	Non-smoker (finding)	19	161	Dry cough (finding)	30	103
Acne vulgaris (disorder)	67	752	Visual hallucinations (finding)	16	124	Depressive disorder (disorder)	68	239
Sprain of ankle (disorder)	50	626	Low blood pressure (disorder)	14	130	Left atrial abnormality (disorder)	33	121
Right bundle branch block (disorder)	8	103	Feeling mixed emotions (finding)	21	255	Oxycodone (substance)	43	174
Fracture of hand (disorder)	15	228	Lethargy (finding)	9	108	Abscess (disorder)	27	109
Open wound of hand (disorder)	9	167	Adequately dressed (finding)	6	106	Calculus in biliary tract (disorder)	12	113

KCH	SLaM	MIMIC-III
<p>Table A1. Top and bottom 10 best/worst performing concepts with respect to precision, and the associated count in the test set. Precision from NEW concepts. TP - number of true positives and FP - number of false positives on the test set.</p> <p>*These concepts are inaccuracies of disambiguation in the NER+L to be removed by further fine-tuning.</p>		

Appendix 3

	KCH		SLaM		MIMIC-III	
	Train	Test	Train	Test	Train	Test
Mean Timeline Length in concepts (in years from first to last admission)	75 (3.3)	75 (3.3)	387 (6.9)	414 (7.3)	123 (0.5)	121 (0.5)
Mean Timeline Length by Ethnicity in concepts (in years from first to last admission)						
Asian	80 (3.6)	78 (3.5)	361 (6.9)	344 (7.4)*	116 (0.5)	102 (0.3)*
Black	77 (4.7)	79 (4.6)	524 (8.9)	596 (9.2)	141 (0.8)	157 (0.7)
Mixed	55 (3.7)	58 (3.6)	516 (7.7)	307 (6.9)*	120 (0.5)*	71 (0.1)*
Other	66 (3.2)	65 (3.2)	372 (6.3)	367 (6.6)	122 (0.5)	131 (0.5)
Unknown	55 (2.1)	55 (2.0)	92 (1.6)	58 (1.0)*	91 (0.1)	96 (0.1)
White	86 (3.4)	85 (3.3)	357 (6.7)	382 (7.4)	128 (0.5)	122 (0.5)
Mean Timeline Length by Sex in concepts (in years from first to last admission)						
Female	74 (3.5)	74 (3.4)	369 (6.8)	394 (7.3)	125 (0.5)	123 (0.5)
Male	78 (3.2)	77 (3.2)	404 (7.0)	434 (7.4)	123 (0.5)	119 (0.5)
Unknown	88 (1.5)	16 (0.4)*	238 (5.0)*	109 (3.8)*	NA	NA

Mean Timeline Length by Age in concepts (in years from first to last admission)						
0-18	47 (3.2)	48 (3.2)	237 (1.6)	226 (1.6)*	73 (0.1)	31 (0.0)
18-30	43 (2.8)	42 (2.7)	359 (3.6)	373 (3.6)	87 (0.3)	73 (0.2)*
30-41	50 (3.2)	49 (3.2)	405 (6.2)	438 (6.7)	103 (0.5)	105 (0.5)
41-50	67 (3.7)	66 (3.5)	414 (8.1)	448 (8.0)	119 (0.6)	112 (0.6)
51-64	87 (3.8)	88 (3.8)	432 (9.5)	444 (10.2)	126 (0.6)	123 (0.6)
64+	122 (3.4)	121 (3.4)	321 (7.7)	365 (8.4)	132 (0.6)	128 (0.5)
Mean Number of Concepts of Certain Type per Timeline						
Disorder	25	25	75	81	54	53
Substance	16	16	97	102	21	21
Finding	23	23	205	221	35	34
Procedure	4	4	2	2	2	4
Table A2. Selected timeline characteristics from KCH, SLaM and MIMIC-III. For <i>mean timeline length by age</i> , we took the most recent age of a patient and used that to determine the age group. If a number is marked with an * it means the calculation was done on less than 100 timelines (patients).						