

# A Graphical #SAT Algorithm for Formulae with Small Clause Density

Tuomas Laakkonen  
Quantinuum

Oxford, United Kingdom  
tuomas.laakkonen@quantinuum.com

Konstantinos Meichanetzidis  
Quantinuum

Oxford, United Kingdom  
k.mei@quantinuum.com

John van de Wetering  
University of Amsterdam

Amsterdam, The Netherlands  
john@vdwetering.name

## Abstract

We study the counting version of the Boolean satisfiability problem #SAT using the ZH-calculus, a graphical language originally introduced to reason about quantum circuits. Using this we find a natural extension of #SAT which we call #SAT<sub>±</sub>, where variables are additionally labelled by phases, which is **GapP**-complete. Using graphical reasoning, we find a reduction from #SAT to #2SAT<sub>±</sub> in the ZH-calculus. We observe that the DPLL algorithm for #2SAT can be adapted to #2SAT<sub>±</sub> directly and hence that Wahlström’s  $O^*(1.2377^n)$  upper bound applies to #2SAT<sub>±</sub> as well. Combining this with our reduction from #SAT to #2SAT<sub>±</sub> gives us novel upper bounds in terms of clauses and variables that are better than  $O^*(2^n)$  for small clause densities of  $\frac{m}{n} < 2.25$ . This is to our knowledge the first non-trivial upper bound for #SAT that is independent of clause size. Our algorithm improves on Dubois’ upper bound for #kSAT whenever  $\frac{m}{n} < 1.85$  and  $k \geq 4$ , and the Williams’ average-case analysis whenever  $\frac{m}{n} < 1.21$  and  $k \geq 6$ . We also obtain an unconditional upper bound of  $O^*(1.88^m)$  for #4SAT in terms of clauses only, and find an improved bound on #3SAT for  $1.2577 < \frac{m}{n} \leq \frac{7}{3}$ . Our results demonstrate that graphical reasoning can lead to new algorithmic insights, even outside the domain of quantum computing that the calculus was intended for.

**Keywords:** #SAT, Model Counting, ZX-calculus, ZH-calculus

## 1 Introduction

A graphical calculus is a language consisting of diagrams that can be transformed according to specific graphical rewrite rules. Usually these diagrams correspond to some underlying mathematical object that would be hard to reason about directly—like a matrix, tensor, relation or some combinatorial object—and the rewrite rules preserve the semantics of this interpretation. There are for instance graphical calculi for linear algebra [8, 10, 13, 61], for studying concurrency [9, 11], and for finite-state automata [45].

Most relevant for this paper are the graphical calculi developed for studying quantum computing. The *ZX-calculus* [17, 18] can represent arbitrary linear maps between any number of qubits, and has different versions of rewrite rules that are *complete* (meaning the rules can prove any true equality) for various relevant fragments of quantum computing [2, 32, 35, 52]. It has seen use in a variety of areas

like optimising quantum computations [5, 21, 24, 33, 36], more effectively classically simulating quantum computations [37, 38], and several others like [16, 28, 49]; see [51] for a review.

There are a number of variations on the ZX-calculus that include different or additional generators [31, 53, 58]. The one we will use is the *ZH-calculus* [3, 4]. The ZH-calculus has turned out to be useful in a variety of areas [25, 54, 55], but in particular it has been shown to naturally encode Boolean satisfiability and counting problems [22]. We will build on this representation to show that this perspective leads to better algorithms for formulae that have a low number of clauses.

The Boolean satisfiability problem (**SAT**) is to determine whether a given Boolean formula has a satisfying assignment of variables. As one of the canonical examples of an **NP**-complete problem, **SAT** has received an extraordinary amount of attention, with many non-trivial algorithms and heuristics being known. There are several approaches to worst-case upper bounds for solving **SAT** instances, which can be phrased in terms of some relevant parameters for a Boolean formula  $f : \{0, 1\}^n \rightarrow \{0, 1\}$  in conjunctive normal form: its number of variables  $n$ , the maximum clause size  $k$ , the number of clauses  $m$ , the clause density  $\delta := \frac{m}{n}$ , and the maximal number of clauses a variable participates in. For instance, for fixed  $k$ , there are bounds  $O^*(c_k^n)$  where  $c_k < 2$  [23], although do note that  $c_k \rightarrow 2$  for large  $k$  as would be expected from the Strong Exponential Time Hypothesis (SETH). A classic result of Monien and Speckenmeyer from 1980 [43] states that **SAT** can be solved in  $O^*(2^{\frac{m}{3}})$  time (independent of  $k$ ), which was improved to  $O^*(2^{0.3090m})$  by Hirsch [34] and then to  $O^*(2^{0.3033m})$  by Yamamoto [60]. This hence implies a better than  $O^*(2^n)$  runtime for clause densities  $\delta < 3.297$ , regardless of  $k$ . While it has been shown that for large  $k$  and large  $\delta$  any upper bounds for **SAT** must converge to the same limit [14], which is suspected to be  $O^*(2^n)$ , these results show that for small  $k$  and arbitrary  $\delta$  or vice-versa, better bounds are possible.

In this paper we will study the problem #SAT, which doesn’t ask whether a Boolean formula has a solution, but rather *how many* solutions it has. This is hence not a decision problem, but a counting problem. It is complete for the complexity class #P, which is the ‘counting version’ of NP. #SAT is believed to be a significantly harder problem than

Problem	Previous Best	New Bound	Relevant Densities	Underlying Algorithm
#kSAT for $k > 4$	$O^*(c_k^n)$ , $c_k \rightarrow 2$ [23]	$O^*(1.2377^{n+m})$	$\delta < 2.2503$ (as $k \rightarrow \infty$ )	[56]
#3SAT	$O^*(1.6423^n)$ [40]	$O^*(1.6350^n)$	$1.2577 < \delta \leq \frac{7}{3}$	[56] [40]
#4SAT	$O^*(1.9274^n)$ [23]	$O^*(1.8803^m)$	$\delta < 1.0370$	[57]

**Table 1.** The different bounds obtained in this paper, along with the corresponding best previous bounds, and the underlying algorithm on which they are based. The given relevant densities are the intervals where our bounds are valid and improve on the previous bound.

**SAT.** For instance, a consequence of Toda’s theorem [48] is that the entire polynomial hierarchy is contained in  $\mathbf{P}^{\#\text{SAT}}$ . As it is a complete problem for  $\#\mathbf{P}$ , it has applications in a variety of areas. For instance, tensor-network contraction (when suitably formalised) is in  $\#\mathbf{P}$  [19].  $\#\text{SAT}$  also has applications in the field of artificial intelligence, where it is usually referred to as *model counting* [6, Chapter 20]. Note that while for **SAT** the problem only becomes hard for  $k \geq 3$ , for  $\#\text{SAT}$ , the problem is already hard for  $k = 2$ , and in fact  $\#\text{2SAT}$  is  $\#\mathbf{P}$ -complete [50].

We can again phrase the known upper bounds to  $\#\text{SAT}$  in terms of  $n$ ,  $k$ ,  $m$  and  $\delta$ , although for  $\#\text{SAT}$  much less is known. Similarly to **SAT**, good bounds are known for small  $k$  –  $O^*(1.2377^n)$  for  $k = 2$  [56], and  $O^*(1.6423^n)$  for  $k = 3$  [40]. There are also bounds known for arbitrary (but fixed)  $k$  in the worst-case setting [23] and the average-case setting [59]. These bounds converge to  $O^*(2^n)$  in the large  $k$  limit, as is to be expected (assuming SETH). Unlike **SAT**, bounds in terms of  $m$  are not known for  $\#\text{SAT}$  independent of  $k$ , but only for  $k = 2$ ,  $O^*(1.1710^m)$  [57], and  $k = 3$ ,  $O^*(1.4142^m)$  [62].

In this paper we establish, to the best of our knowledge, the first algorithm for  $\#\text{SAT}$  that is better than brute-force for low clause density, independent of the clause size  $k$ . Specifically, we prove the following theorem:

**Theorem 1.1.** *Given a CNF formula  $f : \{0, 1\}^n \rightarrow \{0, 1\}$ , we can count the number of satisfying assignments*

$$\#\{\vec{x} \in \{0, 1\}^n \mid f(\vec{x}) = 1\}$$

*in time  $O^*(1.2377^{n+m_{\geq 3}})$ , where  $m_{\geq 3}$  is the number of clauses of width at least three. In particular, for clause density  $\delta < 2.2503$ , this gives a better than  $O^*(2^n)$  bound, independent of maximal clause size  $k$ .*

The worst-case bound for our algorithm we find improves the best-known bound for a variety of different parameters. We summarise this in Tables 1 and 2. Note that these tables also contain our results based on a more fine-grained analysis of  $\#\text{3SAT}$  and  $\#\text{4SAT}$  that is presented in Sections 4.1 and 4.2.

While the bound of Theorem 1.1 is only effective at low densities, this is sufficient for many real-world use cases – in particular, for the unweighted  $\#\text{SAT}$  instances from the Model Counting Competition 2020 [27], we found that we improve on the previous best worst-case bound for 88% of

instances, and the average-case bound for 45% of instances as shown in Figure 1.

Assuming SETH, our results indicate that the ‘hardest’ density of  $\#\text{SAT}$  must be some  $\delta > 2.2503$ . As far as we aware this is the first known bound on where the hardest clause density of  $\#\text{SAT}$  lies.

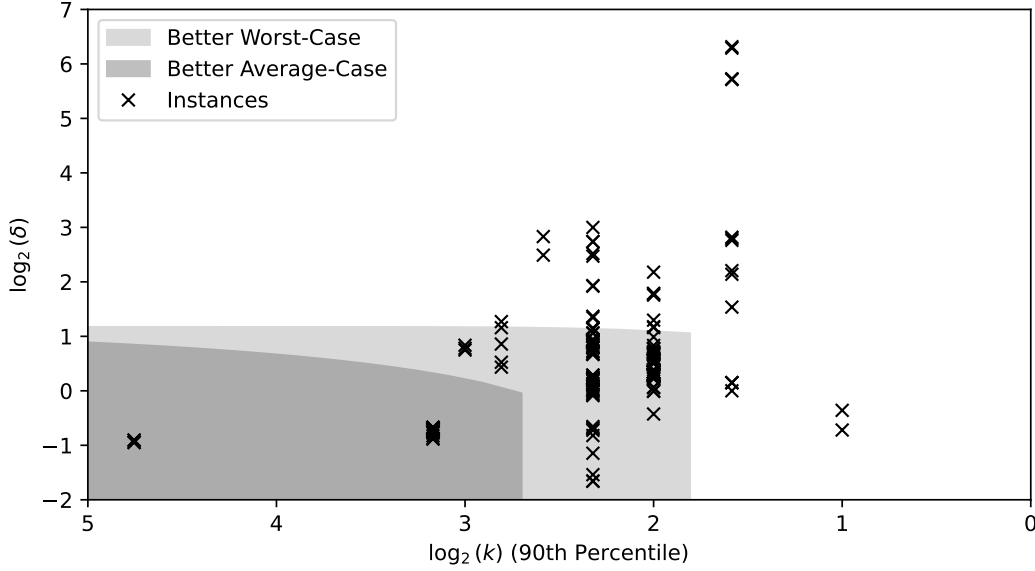
Our results are based on two observations. The first observation is that the standard CDP algorithm [7] for solving  $\#\text{SAT}$  can actually solve a more general problem that we dub  $\#\text{SAT}_{\pm}$ . In this problem, variables  $x_i$  are labelled by a  $\phi_i = \pm 1$  phase that determines whether a solution to  $f$  should be added or subtracted to the total, as determined by  $\prod_{\vec{x}} \phi_i^{x_i}$ . The second observation is that we can translate an arbitrary  $\#\text{SAT}$  instance into a  $\#\text{2SAT}_{\pm}$  instance. This removes the dependence on maximal clause size  $k$  from our problem, and means we can use the known upper bounds to  $\#\text{2SAT}$  that apply directly to the problem  $\#\text{2SAT}_{\pm}$  as well.

We found this last observation by writing a  $\#\text{SAT}$  instance as a ZH-diagram as described by de Beaudrap *et al.* [22]. We extend their methods by relaxing the conditions on the types of diagrams we consider, which shows that ZH-diagrams also naturally represent  $\#\text{SAT}_{\pm}$  instances. The translation from a  $\#\text{SAT}$  instance into a  $\#\text{2SAT}_{\pm}$  instance then follows from a known rewrite rule of the related ZX $\Delta$ -calculus [53]. We also find that  $\#\text{SAT}_{\pm}$  is in fact complete for the complexity class **GapP** [26], which is  $\#\mathbf{P}$  closed under negation.

In Section 2 we recall the definition of the ZH-calculus, how to encode  $\#\text{SAT}$  instances as ZH-diagrams, and how the CDP algorithm for solving  $\#\text{SAT}$  works. Then in Section 3 we present our main results: we show how to interpret CDP graphically inside the ZH-calculus, we find a graphical reduction from  $\#\text{SAT}$  to  $\#\text{2SAT}$  and one from  $\#\text{SAT}$  to  $\#\text{2SAT}_{\pm}$  that is more efficient. We end with a complexity analysis of combining this reduction with the CDP algorithm, modified to work for  $\#\text{2SAT}_{\pm}$ . In Section 4 we study some variations on our algorithm: Section 4.1 presents a new bound of  $O^*(1.8803^m)$  for  $\#\text{4SAT}$  that is only in terms of clauses, which is better than our other bound when  $\delta < 0.51$ ; Section 4.2 gives a modified algorithm for  $\#\text{3SAT}$  that is better for certain densities; and Section 4.3 presents the problem of  $\#\text{SAT}$  where variables are labelled by arbitrary complex numbers, which we conjecture might be helpful for future improvements. We end with some concluding remarks in Section 5.

Improvement on	$k$	2	3	4	5	6	7	8	9	10
Average-Case	$\delta$	-	-	-	-	-	< 0.968	< 1.106	< 1.207	< 1.288
Best prev. algorithm		[59]	[59]	[59]	[59]	[59]	[59]	[59]	[59]	[59]
Worst-Case	$\delta$	-	< 2.333*	< 2.077	< 2.170	< 2.212	< 2.231	< 2.241	< 2.246	< 2.248
Best prev. algorithm		[56]	[40] [62]	[23]	[23]	[23]	[23]	[23]	[23]	[23]

**Table 2.** The maximum densities  $\delta$  at which our upper bound improves on other bounds, as dependent on  $k$ . We include average and worst-case bounds, both of which converge to  $\delta = 2.2503$  as  $k$  increases. Entries marked with ‘-’ are where our bound is always worse. The entry marked ‘\*’ uses the alternate bound presented in Section 4.2 and only improves on the previous best when also  $\delta > 1.2577$ .



**Figure 1.** The measured values of  $k$  and  $\delta$  for #SAT instances used in the Model Counting Competition 2020 [27]. The shaded regions represent the area where our bound is better than previous bounds in the worst and average-case regimes, assuming that  $m = m_{\geq 3}$ . The value of  $k$  is taken as the 90th percentile of clause widths to avoid few large clauses biasing the result in our favour. Assuming the constant factors in all algorithms are equal, our bound is better for 88% of instances in the worst-case and 45% of instances in the average-case. Note this may not align with the shaded regions since  $m \neq m_{\geq 3}$  in practice.

## 2 Preliminaries

### 2.1 The ZH Calculus

The ZH-calculus is a graphical calculus originally introduced for reasoning about quantum computing [3]. We will however motivate it by its close relation to Boolean logic. Namely, we will show how the generators of the calculus naturally arise from the lifting of Boolean functions to linear maps. This lifting is used widely with tensor network techniques to solve the #SAT problem [39] and related problems such as weighted model counting [29]. Let us consider the following mapping  $\mathbb{B} \rightarrow \mathbb{C}^2$ :

$$\text{False} \mapsto \begin{pmatrix} 1 \\ 0 \end{pmatrix} \quad \text{True} \mapsto \begin{pmatrix} 0 \\ 1 \end{pmatrix} \quad (1)$$

A pair of Booleans  $\mathbb{B}^2$  is then mapped via the tensor product to  $\mathbb{C}^2 \otimes \mathbb{C}^2$ . Operations on Booleans then correspond to linear maps on these basis states. To express Boolean functions that are encoded in conjunctive normal form, we will need the encodings of the AND and NOT gates, as well as a way of copying an input value. These can be encoded in the following maps:

$$\begin{aligned} \text{AND} &\mapsto \begin{pmatrix} 1 & 1 & 1 & 0 \\ 0 & 0 & 0 & 1 \end{pmatrix} & \text{NOT} &\mapsto \begin{pmatrix} 0 & 1 \\ 1 & 0 \end{pmatrix} \\ \text{COPY} &\mapsto \begin{pmatrix} 1 & 0 & 0 & 0 \\ 0 & 0 & 0 & 1 \end{pmatrix} \end{aligned} \quad (2)$$

These operators, together with the identity map  $I : x \mapsto x$  and swap map  $\text{SWAP} : (a, b) \mapsto (b, a)$ , are sufficient to

express any CNF formula. These are represented by:

$$I \mapsto \begin{pmatrix} 1 & \cdots & 0 \\ \vdots & \ddots & \vdots \\ 0 & \cdots & 1 \end{pmatrix} \quad \text{SWAP} \mapsto \begin{pmatrix} 1 & 0 & 0 & 0 \\ 0 & 0 & 1 & 0 \\ 0 & 1 & 0 & 0 \\ 0 & 0 & 0 & 1 \end{pmatrix} \quad (3)$$

By composing and tensoring these matrices together, we can represent any CNF formula. For example, the function  $f(x_1, x_2) = (x_1 \wedge \neg x_2) \vee \neg x_1$  can be expressed as

$$\text{NOT} \circ \text{AND} \circ (I \otimes (\text{NOT} \circ \text{AND})) \circ (\text{COPY} \otimes \text{NOT}) \quad (4)$$

since  $x \vee y = \neg(\neg x \wedge \neg y)$ , so we have  $\text{OR} = \text{NOT} \circ \text{AND} \circ (\text{NOT} \otimes \text{NOT})$ . We will represent these operations graphically as a tensor network. In the tensor network, every wire will represent a Boolean value, and we use shapes with input and output wires to express the matrices in the network:

$$\begin{aligned} \text{AND} &\mapsto \boxed{\wedge} & \text{COPY} &\mapsto \text{---} \circ \text{---} \\ \text{NOT} &\mapsto \text{---} \circ \text{---} \end{aligned} \quad (5)$$

Connecting all output wires of one matrix to input wires of another encodes a matrix multiplication, and placing two matrices side by side encodes their tensor product. Inputs and outputs left unconnected represent inputs and outputs of the linear map. We can then represent the identity and swap maps very naturally as:

$$I \mapsto \overline{\vdots} \quad \text{SWAP} \mapsto \text{---} \times \text{---} \quad (6)$$

We can further equip our diagrams with two more generators, called the *cup* and the *cap*:

$$\text{---} \cup \text{---} = \begin{pmatrix} 1 \\ 0 \\ 0 \\ 1 \end{pmatrix} \quad \text{---} \cap \text{---} = (1 \ 0 \ 0 \ 1) \quad (7)$$

These obey several symmetries, called the *yanking equations*:

$$\text{---} \cup \text{---} = \text{---} \quad \text{---} \cap \text{---} = \text{---} \quad \text{---} \times \text{---} = \text{---} \quad \text{---} \cup \text{---} = \text{---} \quad (8)$$

Because of these symmetries, we can see that the value corresponding to a tensor network doesn't depend on the exact combination of swaps, identities, caps and cups, so long as the same outputs of each box are connected to the same inputs of other boxes. We call this property (*weak*) *only connectivity matters* (OCM).

The copy and NOT operations also obey some additional symmetries (called *flexsymmetry* [15]),

$$\begin{aligned} \text{---} \circ \text{---} &= \text{---} \circ \text{---} & \text{---} \circ \text{---} &= \text{---} \circ \text{---} \\ \text{---} \circ \text{---} &= \text{---} \circ \text{---} & \text{---} \circ \text{---} &= \text{---} \circ \text{---} \end{aligned} \quad (9)$$

which imply that there is no reason to distinguish between inputs and outputs for these operations. Furthermore, we can generalise the copy operation to have multiple inputs and outputs as follows:

$$n \left\{ \begin{array}{c} \text{---} \\ \vdots \\ \text{---} \end{array} \right\} m = \begin{pmatrix} 1 & 0 & \cdots & 0 & 0 \\ 0 & 0 & & 0 & 0 \\ \vdots & & \ddots & & \vdots \\ 0 & 0 & & 0 & 0 \\ 0 & 0 & \cdots & 0 & 1 \end{pmatrix} \quad (10)$$

This maintains its flexsymmetry:

$$\begin{aligned} \text{---} \circ \text{---} &\stackrel{\text{OCM}_1}{=} \text{---} \circ \text{---} & \text{---} \circ \text{---} &\stackrel{\text{OCM}_3}{=} \text{---} \circ \text{---} \end{aligned} \quad (11)$$

If all the generators in the diagram are flexsymmetric, then we can treat the diagram as an undirected graph. However, the AND operation is not flexsymmetric:

$$\boxed{\wedge} = \text{---} \times \boxed{\wedge} \quad \text{---} \times \boxed{\wedge} \neq \boxed{\wedge} \quad (12)$$

In order to symmetrise this operation, we introduce a new generator, the H-box. This generator is labelled with a complex value  $a \in \mathbb{C}$ , is flexsymmetric, and is encoded as follows:

$$n \left\{ \begin{array}{c} \text{---} \\ \vdots \\ \text{---} \end{array} \right\} m = \begin{pmatrix} 1 & 1 & \cdots & 1 & 1 \\ 1 & 1 & & 1 & 1 \\ \vdots & & \ddots & & \vdots \\ 1 & 1 & & 1 & 1 \\ 1 & 1 & \cdots & 1 & a \end{pmatrix} \quad (13)$$

$$\begin{aligned} \text{---} \circ \text{---} &\stackrel{\text{OCM}_2}{=} \text{---} \circ \text{---} & \text{---} \circ \text{---} &\stackrel{\text{OCM}_4}{=} \text{---} \circ \text{---} \end{aligned} \quad (14)$$

If no value of  $a$  is specified, we will assume that  $a = -1$ . Note that an H-box with no inputs or outputs represents just the scalar  $a$ , and thus these multiply as you would expect:

$$\boxed{a} \boxed{b} = \boxed{ab} \quad (15)$$

Then we can decompose the AND gate in terms of H-boxes:

$$\begin{aligned} \boxed{\wedge} &= \begin{pmatrix} 1 & 1 & 1 & 0 \\ 0 & 0 & 0 & 1 \end{pmatrix} = \frac{1}{2} \begin{pmatrix} 1 & 1 \\ 1 & -1 \end{pmatrix} \begin{pmatrix} 1 & 1 & 1 & 1 \\ 1 & 1 & 1 & -1 \end{pmatrix} \\ &= \boxed{\frac{1}{2}} \text{---} \times \text{---} \end{aligned} \quad (16)$$

This yields the following representation of the example function  $f$  from before:

$$f \mapsto \text{Diagram (17)} \quad (17)$$

All tensor networks composed of H-boxes and Z-spiders are called *ZH-diagrams*. Since ZH-diagrams consist only of flexsymmetric generators connected by wires that obey the yanking equations, we can treat the whole diagram as an undirected graph, as the order, direction, and any arbitrary bends in the wires do not affect the underlying tensor. We call this property *strong OCM*. For this reason we will from now on sometimes write diagrams from bottom-to-top as well, if the notion of input and output is not important.

This can all be made formal by viewing ZH-diagrams as morphisms in a compact closed PROP, i.e. a monoidal category where the objects are natural numbers (corresponding to the number of wires), and the tensor is addition. Their interpretation into linear maps is then given by a strong monoidal functor into a suitable category of linear maps. This level of formality won't however be needed for our purposes.

It will be useful to introduce some additional derived generators. We represent *X-spiders* by grey dots and define them by:

$$\text{Diagram (18)} \quad (18)$$

Note then that single-legged X-spiders correspond to the true and false states:

$$\text{True} \mapsto \text{Diagram (19)} \quad \text{False} \mapsto \text{Diagram (19)} \quad (19)$$

In case the legs point backwards, then they represent assertions that a logic operation has the given outcome. We also define a generalisation of the Z-spider that is labelled with a phase  $\alpha \in \mathbb{C}$  (assumed to be  $\alpha = 0$  if not specified):

$$\text{Diagram (20)} \quad (20)$$

While ZH-diagrams are just a graphical notation for linear maps, they come equipped with a set of rewrite rules known as the *ZH-calculus*, originally introduced by Backens and Kissinger [3]. The subset of rules we use in this paper is as

follows:

$$\text{Diagram (21)} \quad (21)$$

These rules can be applied locally to a part of a larger diagram (this can be formalised in the framework of *double-pushout rewriting* [42]), and together form a quotient relation on the category of ZH-diagrams that respects the interpretation functor into the category of linear maps (i.e. the rules are *sound* with respect to these semantics). In addition these rules are *complete*: if the maps represented by two ZH-diagrams are equal, then the two diagrams can be transformed into each other using just applications of these rules.

Note that the rules  $SF_Z$  and  $I_Z$  together say that Z-spiders form a Frobenius algebra, while the rules  $BA_Z$  and  $BA_H$  can be framed as stating it is an interacting bialgebra [12] with the Frobenius X-spider and the (almost) Frobenius H-box.

Finally, because ZH-diagrams describe matrices, addition for diagrams with the same number of inputs and outputs can be defined as the addition of the underlying matrices. For example, labelled Z-spiders can be written as the following sum:

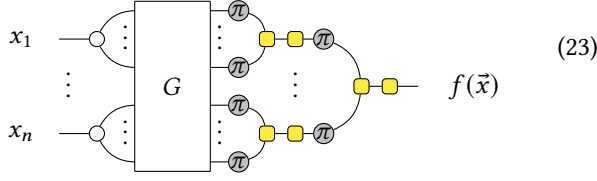
$$\text{Diagram (22)} \quad (22)$$

These two terms correspond to the two non-zero entries in the top-left and bottom-right corner of the matrix.

## 2.2 Embedding #SAT in ZH-Diagrams

Following the technique of de Beaudrap, Kissinger, and Meichanetzidis [22], since  $a \vee b = \neg(-a \wedge -b)$ , we can represent a general CNF formula  $f(\vec{x}) = \bigwedge_{i=0}^m \bigvee_{j=0}^{k_i} l_{ij}$  as a ZH-diagram

using the embedding described above as



where the Z-spiders on the left copy the input variables as many times as needed, then  $G$  is a permutation of wires and NOT gates connecting the appropriate inputs (perhaps negated) to each clause on the right. Every clause is then combined to form the final output. In order to represent the number of satisfying solutions to the formula  $f$ , note that using an X-spider to assert that the final output is true converts the diagram into a number zero or one depending on if a given set of inputs is satisfying, since:

$$\text{X-spider}(x, y) = \begin{cases} 1 & x = y \\ 0 & x \neq y \end{cases} \quad (24)$$

Therefore, we just need a way to sum over all inputs. In particular, we have the following equality

$$\text{Z-spider} = \text{X-spider} + \text{NOT-gate} \quad (25)$$

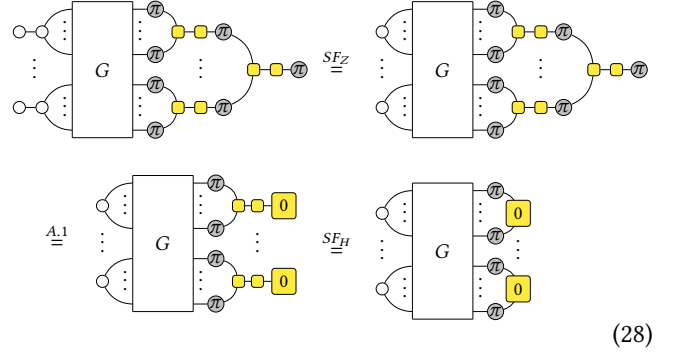
and since tensor addition distributes over the tensor product (as addition distributes over scalar multiplication), we can see that

$$\begin{aligned} \text{Z-spider} \otimes \text{Z-spider} \otimes \dots \otimes \text{Z-spider} &= \text{X-spider} \otimes \text{Z-spider} \otimes \dots \otimes \text{Z-spider} + \text{NOT-gate} \otimes \text{Z-spider} \otimes \dots \otimes \text{Z-spider} \\ &= \text{X-spider} \otimes \text{X-spider} \otimes \dots \otimes \text{X-spider} + \text{X-spider} \otimes \text{NOT-gate} \otimes \dots \otimes \text{NOT-gate} \\ &\quad + \dots + \text{NOT-gate} \otimes \text{NOT-gate} \otimes \dots \otimes \text{NOT-gate} \end{aligned} \quad (26)$$

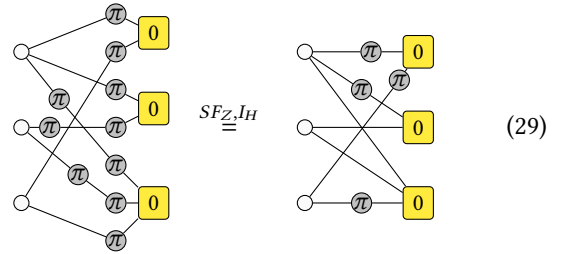
Thus since the tensor product of Z-spiders is a sum over all possible combinations of X-spiders, and thus all possible combinations of truth values, we have the following:

$$\#SAT(f) = \text{Z-spider} \otimes \text{Z-spider} \otimes \dots \otimes \text{Z-spider} \otimes \text{Circuit}(f) \quad (27)$$

This diagram can be simplified further into the form obtained in [22]:



To give an example, suppose  $f(\vec{x}) = (x_1 \vee x_3) \wedge (x_1 \vee \neg x_2) \wedge (\neg x_1 \vee \neg x_2 \vee x_3)$ , then the corresponding #SAT ZH-diagram is given by the following, noting that we can cancel adjacent NOT gates:



And we can see that any diagram containing Z-spiders, NOT gates, and zero-labelled H-boxes such that Z-spiders and H-boxes are never connected to other generators of the same type, either directly or through NOT gates, represents a #SAT instance.

Note that a complete graphical calculus for SAT was introduced recently in [30]. However, the semantics of their diagrams directly correspond to a matrix of True or False values, and hence cannot represent #SAT instances directly. In this sense it is similar to the modified ZH-diagrams of [22] where they set  $2 = 1$  and consider diagrams over the Boolean semi-ring.

### 2.3 The CDP algorithm for #SAT

The Counting David-Putnam (CDP) algorithm is an algorithm for solving #SAT that was first introduced in 1999 [7], as an extension of the DPLL algorithm [20] for SAT solving. It is essentially an optimised depth-first search over all possible assignments of variables in a Boolean formula. The algorithm is based on the following two rules:

**Unit Propagation:** The following rewrite holds for any clauses  $A_i$  and  $B_i$  not containing some literal  $x$ :

$$\begin{aligned} &x \wedge (A_1 \vee x) \wedge \dots \wedge (A_n \vee x) \\ &\wedge (B_1 \vee \neg x) \wedge \dots \wedge (B_m \vee \neg x) \\ &= B_1 \wedge \dots \wedge B_m \end{aligned} \quad (30)$$

This can be applied to a formula when it contains a clause of only one literal  $x$ , and it removes all clauses



---

**Algorithm 1:** The CDP [7] algorithm for solving #SAT.

---

**Input:** A CNF formula  $f$  with  $n$  variables and  $m$  clauses.

**Output:** The value of  $\#\{\vec{x} \in \{0, 1\}^n \mid f(\vec{x}) = 1\}$ .

- 1 **if**  $f$  contains the clauses  $x$  and  $\neg x$  for some variable  $x$ 
    - then**
    - 2 | **return** 0
    - 3 **end**
  - 4 **if**  $f$  has no clauses remaining **then**
    - 5 | **return**  $2^n$
    - 6 **end**
  - 7 Apply unit propagation to  $f$  until it is no longer possible.
  - 8 Pick a variable  $x$  that occurs in  $f$  and generate  $f_1 = f \wedge x$  and  $f_2 = f \wedge \neg x$ .
  - 9 **return**  $\text{CDP}(f_1) + \text{CDP}(f_2)$
- 

which will become true because  $x$  must be true and removes  $x$  from all clauses in which it is required to be false. Note that often, the application of this rule will create more clauses of size one, causing a chain of cancellations.

**Variable Branching:** For any variable  $x$  appearing in a formula  $f$ , the number of satisfying assignments of  $f$  is the sum of the numbers of satisfying assignments for

$$f_1 = f \wedge x \quad \text{and} \quad f_2 = f \wedge \neg x \quad (31)$$

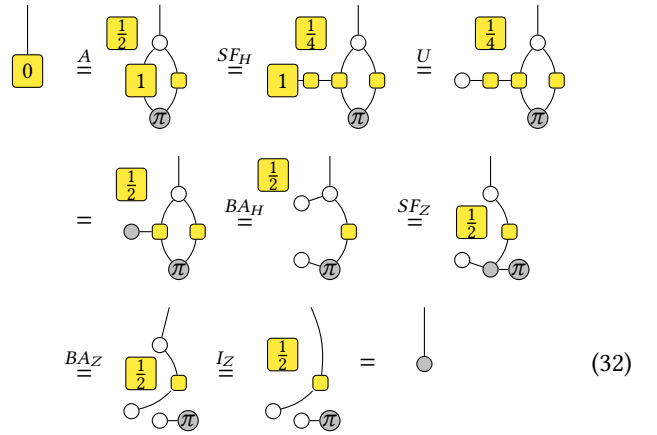
since in each such assignment, either  $x$  or  $\neg x$ .

The CDP algorithm, given in Algorithm 1, applies these two rules recursively until either a contradiction occurs and so the formula is unsatisfiable, or the formula has no clauses remaining, in which case the number of satisfying assignments is  $2^n$ . Clearly, at each recursive step, the formulas to be considered have fewer variables than at the previous steps, so this procedure terminates.

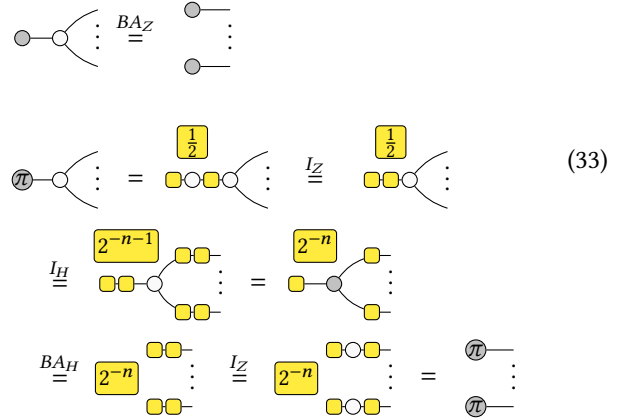
This works better in practice than naively checking every assignment because the chains of cancellations described above can eliminate many variables, thus removing whole branches from the computation tree. Additionally, the substitution of the assignment into the formula is done incrementally via unit propagation, rather than repeated for every assignment.

### 3 Results

We will use the following derived rewrite rule repeatedly in the remainder of the paper:



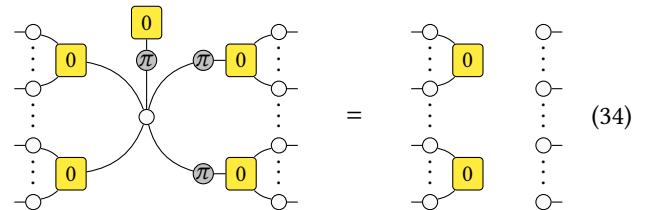
As well as a further rule describing the interaction between states and Z-spiders:



#### 3.1 Interpreting CDP diagrammatically

To interpret CDP diagrammatically we will first see how the two rules apply to the ZH-diagrams for #SAT instances detailed in Section 2.2:

**Lemma 3.1.** *The following diagrammatic equivalent to the unit propagation rule holds (without loss of generality, we assume the literal to be propagated is not negated):*



It can be read as follows - on the left-hand side, the zero H-box with one leg is the clause with a single non-negated literal  $x$ , the H-boxes on the left represent the clauses  $B_i \vee \neg x$  while the H-boxes on the right represent the clauses  $A_i \vee x$ . On the right-hand side, we see that the clauses  $B_i$  remain, while the

clauses  $A_i \vee x$  have been removed entirely. Because the variable  $x$  is now no longer mentioned, the Z-spider representing it is also removed.

*Proof.* First, note that

$$\begin{aligned}
 & \text{Z-spider with clause } 0 \text{ and wire from left} \stackrel{SF_H}{=} \text{Z-spider with clause } 0 \text{ and wire from left} \stackrel{BA_H}{=} \text{Z-spider with clause } 0 \text{ and wire from left} \\
 & \stackrel{SF_Z}{=} \text{Z-spider with clause } 0 \text{ and wire from left} = \text{Z-spider with clause } 0 \text{ and wire from left} \\
 & \stackrel{I_Z}{=} \text{Z-spider with clause } 0 \text{ and wire from left} \\
 & \stackrel{SF_H}{=} \text{Z-spider with clause } 0 \text{ and wire from left}
 \end{aligned} \tag{35}$$

and so we have that

$$\begin{aligned}
 & \text{Z-spider with clause } 0 \text{ and wire from left} \text{ --- } \text{Z-spider with clause } 0 \text{ and wire from right} \stackrel{(32)}{=} \text{Z-spider with clause } 0 \text{ and wire from left} \text{ --- } \text{Z-spider with clause } 0 \text{ and wire from right} \\
 & \stackrel{(33)}{=} \text{Z-spider with clause } 0 \text{ and wire from left} \text{ --- } \text{Z-spider with clause } 0 \text{ and wire from right} \stackrel{(35)}{=} \text{Z-spider with clause } 0 \text{ and wire from left} \text{ --- } \text{Z-spider with clause } 0 \text{ and wire from right}
 \end{aligned} \tag{36}$$

which completes the proof.  $\square$

**Lemma 3.2.** *The following diagrammatic equivalent to the variable branching rule holds:*

$$\begin{aligned}
 & \text{Z-spider with clause } 0 \text{ and wire from left} \text{ --- } \text{Z-spider with clause } 0 \text{ and wire from right} \\
 & = \text{Z-spider with clause } 0 \text{ and wire from left} \text{ --- } \text{Z-spider with clause } 0 \text{ and wire from right} \\
 & + \text{Z-spider with clause } 0 \text{ and wire from left} \text{ --- } \text{Z-spider with clause } 0 \text{ and wire from right}
 \end{aligned}$$

On the left-hand side, we have a variable connected to arbitrary clauses, whereas on the right-hand side we have two terms, each with a clause of one literal introduced onto the variable.

*Proof.* This follows from writing the Z-spider as a sum

$$\begin{aligned}
 & \text{Z-spider with clause } 0 \text{ and wire from left} \stackrel{(22)}{=} \text{Z-spider with clause } 0 \text{ and wire from left} + \text{Z-spider with clause } 0 \text{ and wire from left} \\
 & \stackrel{(32)}{=} \text{Z-spider with clause } 0 \text{ and wire from left} + \text{Z-spider with clause } 0 \text{ and wire from left}
 \end{aligned} \tag{37}$$

and applying the  $SF_Z$  rule to the central spider:

$$\begin{aligned}
 & \text{Z-spider with clause } 0 \text{ and wire from left} \text{ --- } \text{Z-spider with clause } 0 \text{ and wire from right} \stackrel{SF_Z}{=} \text{Z-spider with clause } 0 \text{ and wire from left} \text{ --- } \text{Z-spider with clause } 0 \text{ and wire from right} \\
 & = \text{Z-spider with clause } 0 \text{ and wire from left} \text{ --- } \text{Z-spider with clause } 0 \text{ and wire from right} + \text{Z-spider with clause } 0 \text{ and wire from left} \text{ --- } \text{Z-spider with clause } 0 \text{ and wire from right}
 \end{aligned} \tag{38}$$

$\square$

Modifications of the CDP algorithm are used extensively in practice, with some of the best solvers like sharpSAT [47] and Cachet [46] making use of this technique. All the best-known theoretical upper bounds on runtime are based on careful analysis of this algorithm. Note that we left the choice of variable to branch on unspecified - choosing this wisely is crucial to obtaining good runtimes, as we will see in the next section.

### 3.2 Reduction from #SAT to #2SAT

Valiant [50] showed that #2SAT is #P-complete, which implies that there is a polynomial-time Turing reduction from #SAT to #2SAT. Since good upper bounds are known for #2SAT, reducing #SAT to #2SAT is one strategy to obtain better than brute-force bounds that are independent of  $k$ . However, the polynomial-time reduction guaranteed by #P-completeness maps instances with  $n$  variables and  $m$  clauses to instances with  $O(nm)$  variables, which destroys any advantage we could have gained from faster #2SAT algorithms. Instead we will present a much simpler exponential-time reduction that follows naturally from our diagrammatic representation and produces instances with only  $n + \frac{m}{2}$  variables.

**Lemma 3.3.** *The following diagrammatic equivalence holds:*

$$\begin{aligned}
 & \text{Z-spider with clause } 0 \text{ and wire from left} = \text{Z-spider with clause } 0 \text{ and wire from left} \text{ --- } \text{Z-spider with clause } 0 \text{ and wire from right}
 \end{aligned} \tag{39}$$

This directly generalises the BW axiom of the  $\Delta ZX$ -calculus [53].



*Proof.* We can see the following

(32)  $\begin{array}{c} \vdots \\ \text{0} \end{array} \stackrel{SF_H}{=} \begin{array}{c} \boxed{\frac{1}{2}} \\ \vdots \\ \text{0} \end{array} \stackrel{(32)}{=} \begin{array}{c} \boxed{\frac{1}{2}} \\ \vdots \\ \text{0} \end{array}$

(35)  $\begin{array}{c} \text{A.4} \\ \vdots \\ \text{0} \\ \vdots \\ \text{0} \end{array} \stackrel{BA_Z}{=} \begin{array}{c} \text{0} \\ \vdots \\ \text{0} \end{array} \stackrel{(35)}{=} \begin{array}{c} \text{0} \\ \vdots \\ \text{0} \end{array}$

(40)  $\begin{array}{c} \text{BA}_Z \\ \vdots \\ \text{0} \\ \vdots \\ \text{0} \end{array} \stackrel{BA_Z}{=} \begin{array}{c} \text{0} \\ \vdots \\ \text{0} \end{array} \stackrel{SF_Z}{=} \begin{array}{c} \text{0} \\ \vdots \\ \text{0} \end{array}$

(41)  $\begin{array}{c} \pi \\ \vdots \\ \pi \end{array} = \left( \begin{array}{c} \vdots \\ \vdots \end{array} - \begin{array}{c} \pi \\ \vdots \\ \pi \end{array} \right)$

which completes the proof.  $\square$

This lemma allows us to remove clauses with degree greater than two, at the cost of introducing extra Z-spiders. If we applied this to every clause in a #SAT diagram with  $n$  variables and  $m$  clauses, we would have a diagram with  $n + m$  spiders and furthermore, with the exception of  $\pi$ -phases on  $m$  of these spiders, this diagram would represent a #2SAT instance. Therefore, to reduce #SAT to #2SAT, we could write such a diagram as a sum of diagrams that remove these  $\pi$ -phases, and evaluate each of the diagrams of the sum with the #2SAT oracle. In particular, we can apply the following decomposition recursively

(42)  $\begin{array}{c} \pi \\ \vdots \\ \pi \end{array} = \begin{array}{c} \vdots \\ \vdots \end{array} - \begin{array}{c} \pi \\ \vdots \\ \pi \end{array}$

and since each decomposition removes two  $\pi$ -phases, we will end up with  $2^{\frac{m}{2}}$  diagrams. We can also see that each of these diagrams will have only  $n + \frac{m}{2}$  Z-spiders (and thus,  $n + \frac{m}{2}$  variables), since:

(42)  $\begin{array}{c} \pi \\ \vdots \\ \pi \end{array} = \begin{array}{c} \vdots \\ \vdots \end{array} - \begin{array}{c} \pi \\ \vdots \\ \pi \end{array}$

Therefore, if we were to use Wahlström's  $O^*(1.2377^{\text{variables}})$  upper bound for #2SAT to evaluate each of these diagrams, we would end up with a total runtime of  $O^*(2^{\frac{m}{2}} 1.2377^{n+\frac{m}{2}}) = O^*(2^{0.3068n+0.6538m})$ .

### 3.3 Reduction from #SAT to #2SAT $_{\pm}$

However, we can do better and avoid the overhead of writing such diagrams as sums by relaxing our definition of #SAT

to permit  $\pi$ -phases appearing on the Z-spiders (variables). Note that we have the following

(43)  $\begin{array}{c} \vdots \\ k\pi \\ \vdots \end{array} \stackrel{SF_Z}{=} \begin{array}{c} \vdots \\ \pi \\ \vdots \end{array} \stackrel{(33)}{=} \begin{array}{c} \vdots \\ k\pi \\ \vdots \end{array} \cdot \begin{cases} 1 & \text{if } k = 0 \\ -1 & \text{if } k = 1 \end{cases}$

which implies that these diagrams are the same as #SAT instances, but the sign is flipped whenever a variable corresponding to a Z-spider with a  $\pi$ -phase is assigned to be true. Therefore, the overall sign of the diagram for a particular assignment of variables is given by the parity of the assignment of such variables. We can extend the #SAT problem as follows to handle this natively.

**Definition 3.4.** The problem #SAT $_{\pm}$  is defined as follows. Given a CNF formula  $f(x_1, \dots, x_n)$  with  $n$  variables and  $m$  clauses, and a set  $N \subseteq \{1, \dots, n\}$ , compute the quantity

$$\#SAT_{\pm}(f, N) = \sum_{\substack{\vec{x} \in \mathbb{B}^n \\ \text{even } N\text{-parity}}} f(\vec{x}) - \sum_{\substack{\vec{x} \in \mathbb{B}^n \\ \text{odd } N\text{-parity}}} f(\vec{x}) \quad (44)$$

where a vector  $\vec{x} \in \mathbb{B}^n$  has even or odd  $N$ -parity if  $\bigoplus_{i \in N} x_i = 0$  or 1, respectively.

**Theorem 3.5.** #SAT $_{\pm}$  is GapP-complete

*Proof.* See Appendix B.  $\square$

Since #SAT $_{\pm}$  is in GapP, which is strictly harder than #P (for instance, GapP is the closure of #P under subtraction [26]), it may seem that an upper bound for this problem is guaranteed to be worse. However, this is not the case, as the following diagrammatic arguments show that the DPLL algorithm can be easily adapted to handle the sign change as Algorithm 2.

**Lemma 3.6.** The following diagrammatic equivalent to the variable branching rule holds for variables with  $\pi$ -phases:

(45)  $\begin{array}{c} \text{0} \\ \vdots \\ \text{0} \end{array} \stackrel{\pi}{=} \begin{array}{c} \text{0} \\ \vdots \\ \text{0} \end{array} - \begin{array}{c} \text{0} \\ \vdots \\ \text{0} \end{array}$

---

**Algorithm 2:** The  $\text{CDP}_\pm$  algorithm solving  $\#\text{SAT}_\pm$ .

---

**Input:** A CNF formula  $f$  with  $n$  variables and  $m$  clauses, and a set of variables  $N \subseteq \{1, \dots, n\}$ .

**Output:** The value of  $\#\text{SAT}_\pm(F, N)$ .

```

1 if  $f$  contains an empty clause then
2   | return 0
3 else if  $f$  has no clauses then
4   | return  $2^n$ 
5 else
6   | Pick  $i \in \{1, \dots, n\}$  according to some strategy.
7   |  $f_1 \leftarrow \text{Unit-Propagate}(f \wedge \neg x_i)$ 
8   |  $f_2 \leftarrow \text{Unit-Propagate}(f \wedge x_i)$ 
9   | if  $i \in N$  then
10  |   | return  $\text{CDP}_\pm(f_1, N) - \text{CDP}_\pm(f_2, N)$ 
11  | else
12  |   | return  $\text{CDP}_\pm(f_1, N) + \text{CDP}_\pm(f_2, N)$ 
13  | end
14 end

```

---

*Proof.* This follows from the sum

$$\begin{array}{c} \pi \\ | \\ \text{---} \end{array} = \begin{array}{c} \bullet \\ | \\ \text{---} \end{array} - \begin{array}{c} \pi \\ | \\ \text{---} \end{array} \quad (46)$$

together with the proof of Lemma 3.2.  $\square$

**Lemma 3.7.** *The following diagrammatic equivalent to the unit propagation rule holds for variables with  $\pi$ -phases:*

$$\begin{array}{c} \text{---} \\ | \\ \text{---} \end{array} \begin{array}{c} \pi \\ | \\ \text{---} \end{array} = \begin{array}{c} \text{---} \\ | \\ \text{---} \end{array} \begin{array}{c} 0 \\ | \\ \text{---} \end{array} \begin{array}{c} \pi \\ | \\ \text{---} \end{array} \begin{array}{c} 0 \\ | \\ \text{---} \end{array} - \begin{array}{c} \text{---} \\ | \\ \text{---} \end{array} \begin{array}{c} \pi \\ | \\ \text{---} \end{array} \begin{array}{c} 0 \\ | \\ \text{---} \end{array} \begin{array}{c} 0 \\ | \\ \text{---} \end{array} \quad (47)$$

$$\begin{array}{c} \text{---} \\ | \\ \text{---} \end{array} \begin{array}{c} \pi \\ | \\ \text{---} \end{array} \begin{array}{c} 0 \\ | \\ \text{---} \end{array} \begin{array}{c} 0 \\ | \\ \text{---} \end{array} = \begin{array}{c} \text{---} \\ | \\ \text{---} \end{array} \begin{array}{c} \pi \\ | \\ \text{---} \end{array} \begin{array}{c} 0 \\ | \\ \text{---} \end{array} \begin{array}{c} 0 \\ | \\ \text{---} \end{array} + \begin{array}{c} \text{---} \\ | \\ \text{---} \end{array} \begin{array}{c} 0 \\ | \\ \text{---} \end{array} \begin{array}{c} \pi \\ | \\ \text{---} \end{array} \begin{array}{c} 0 \\ | \\ \text{---} \end{array}$$

*Proof.* This follows from the identities

$$\begin{array}{c} \text{---} \\ | \\ \text{---} \end{array} \begin{array}{c} \pi \\ | \\ \text{---} \end{array} \begin{array}{c} \pi \\ | \\ \text{---} \end{array} = \begin{array}{c} \text{---} \\ | \\ \text{---} \end{array} \begin{array}{c} \pi \\ | \\ \text{---} \end{array} \begin{array}{c} 0 \\ | \\ \text{---} \end{array} \begin{array}{c} \pi \\ | \\ \text{---} \end{array} \begin{array}{c} \pi \\ | \\ \text{---} \end{array} \stackrel{BAZ}{=} \begin{array}{c} \text{---} \\ | \\ \text{---} \end{array} \begin{array}{c} \pi \\ | \\ \text{---} \end{array} \begin{array}{c} 0 \\ | \\ \text{---} \end{array} \begin{array}{c} \pi \\ | \\ \text{---} \end{array} \begin{array}{c} \pi \\ | \\ \text{---} \end{array} \stackrel{BAH}{=} \begin{array}{c} \text{---} \\ | \\ \text{---} \end{array} \begin{array}{c} \pi \\ | \\ \text{---} \end{array} \begin{array}{c} \pi \\ | \\ \text{---} \end{array} \begin{array}{c} \pi \\ | \\ \text{---} \end{array} \quad (48)$$

$$\begin{array}{c} \text{---} \\ | \\ \text{---} \end{array} \begin{array}{c} \pi \\ | \\ \text{---} \end{array} \begin{array}{c} \pi \\ | \\ \text{---} \end{array} = \begin{array}{c} \text{---} \\ | \\ \text{---} \end{array} \begin{array}{c} \pi \\ | \\ \text{---} \end{array} \begin{array}{c} 0 \\ | \\ \text{---} \end{array} \begin{array}{c} \pi \\ | \\ \text{---} \end{array} \begin{array}{c} \pi \\ | \\ \text{---} \end{array} \stackrel{BAZ}{=} \begin{array}{c} \text{---} \\ | \\ \text{---} \end{array} \begin{array}{c} \pi \\ | \\ \text{---} \end{array} \begin{array}{c} 0 \\ | \\ \text{---} \end{array} \begin{array}{c} \pi \\ | \\ \text{---} \end{array} \begin{array}{c} \pi \\ | \\ \text{---} \end{array} = - \begin{array}{c} \text{---} \\ | \\ \text{---} \end{array} \begin{array}{c} \pi \\ | \\ \text{---} \end{array} \begin{array}{c} \pi \\ | \\ \text{---} \end{array} \begin{array}{c} \pi \\ | \\ \text{---} \end{array}$$

together with the proof of Lemma 3.1.  $\square$

---

**Algorithm 3:** The  $\text{CDP}_\pm^{-2}$  algorithm for  $\#\text{SAT}_\pm$ .

---

**Input:** A CNF formula  $f$  with  $n$  variables and  $m$  clauses, and a set of variables  $N \subseteq \{1, \dots, n\}$ .

**Output:** The value of  $\#\text{SAT}_\pm(F, N)$ .

```

1 Generate  $f'$  by applying Lemma 3.3 to every clause in
   $f$  of width at least three.
2 return  $\text{CDP}_\pm(f')$ 

```

---

With a smart choice of the variables to branch on, the worst-case runtime of Algorithm 2 can be bounded in exactly the same way as the regular CDP. In particular, this means that the  $O^*(1.2377^{\text{variables}})$  bound of Wahlström [56] can be adapted directly. Therefore, by applying Lemma 3.3 to any  $\#\text{SAT}$  diagram and then applying  $\text{CDP}_\pm$  to the resulting diagram directly, we can evaluate  $\#\text{SAT}$  instances in time  $O^*(1.2377^{n+m}) = O^*(2^{0.3068n+0.3068m})$ , which is certainly better than the bound given by decomposing into a sum of diagrams. We will refer to this method, given in Algorithm 3, as  $\text{CDP}_\pm^{-2}$ .

**Theorem 3.8** (Restatement of Theorem 1.1). *Given a CNF formula  $f : \{0, 1\}^n \rightarrow \{0, 1\}$ , we can count the number of satisfying assignments  $\#\{\vec{x} \in \{0, 1\}^n \mid f(\vec{x}) = 1\}$  in time  $O^*(1.2377^{n+m_{\geq 3}})$ , where  $m_{\geq 3}$  is the number of clauses of width at least three.*

*Proof.* Apply the algorithm  $\text{CDP}_\pm^{-2}$  to  $f$  using Wahlström's [56]  $O^*(1.2377^{\text{variables}})$  algorithm for  $\#\text{2SAT}$ .  $m_{\geq 3}$  new (negative) variables will be created by applying Lemma 3.3, so the overall runtime is  $O^*(1.2377^{n+m_{\geq 3}})$ .  $\square$

It remains to ask, when is  $\text{CDP}_\pm^{-2}$  actually useful? First, note that if only positive variables are picked for branching, the action of  $\text{CDP}_\pm$  on a translated  $\#\text{SAT}$  diagram is *exactly* the same as the action of regular CDP on the original diagram. Therefore, we would only expect gains when decomposing some of the negative variables (i.e. clauses), and thus it is natural to suspect that this bound will only be useful for instances with few clauses.

### 3.4 Complexity analysis

For instances with a fixed maximum density  $\delta_{\max}$ , and assuming the worst-case of  $m_{\geq 3} = m$ , we have that  $m \leq n\delta_{\max}$ , and so the runtime of  $\text{CDP}_\pm^{-2}$  is bounded by  $O^*(2^{0.3068(1+\delta_{\max})n})$ . Firstly, we can see that this is better than the naive  $O^*(2^n)$  whenever  $\delta_{\max} < 2.2503$ . Since this is independent of  $k$ , it means that for any  $\delta_{\max} < 2.2503$  and sufficiently large  $k$ , this beats both the worst-case bound of Dubois [23] and the average-case bound of Williams [59].

Concretely,  $\text{CDP}_\pm^{-2}$  is better than the average-case bounds of Williams [59] whenever  $\delta_{\max} < 1.217$  and  $k \geq 6$ , and better than the worst-case bounds of Dubois [23] whenever  $k \geq 3$  and  $\delta_{\max} < 1.858$ . The exact bounds for each  $k$  are given in Table 2. Clearly,  $\text{CDP}_\pm^{-2}$  offers no improvement on

#2SAT, but it is also not directly applicable to #3SAT - when  $\delta < 1.6$ , the  $O^*(1.4142^m)$  bound of Zhou et al [62] is sharper, and when  $\delta \geq 1.6$  the  $O^*(1.6423^n)$  bound of Kutzkov [40] is sharper.

For SAT, it has been shown that there is a phase transition in the satisfiability of a random formula as  $\delta$  passes some threshold. Instances with densities near this threshold are known to be hard to solve, and it is known that this threshold scales exponentially with  $k$  [1]. However, no bound is known for the equivalent ‘hardest’ density in #SAT. Assuming SETH, our result indicates that the ‘hardest’ density of #SAT must be some  $\delta > 2.2503$ , since otherwise #SAT (and hence SAT) could be solved in time better than  $O^*(2^n)$ .

## 4 Variations on the main result

### 4.1 Bounding #4SAT in terms of clauses

Noting that  $\text{CDP}_{\pm}^{\rightarrow 2}$  maps a #SAT instance of  $m$  clauses to a #2SAT instance of at most  $km$  clauses (with negative variables), and applying the upper bound of  $O^*(1.1710^m)$  on #2SAT found by Wang and Gu [57], we can bound the runtime of  $\text{CDP}_{\pm}^{\rightarrow 2}$  purely in terms of clauses, not mentioning variables, as  $O^*(1.1710^{km})$ . This does not offer any improvement over known bounds for  $k = 2$  or  $k = 3$ , and for  $k > 4$ , it is worse than the naive  $O^*(2^m)$  upper bound (which follows from branching on all the negative variables, so that there are no clauses left in the diagram). However, for  $k = 4$ , this yields a time of  $O^*(1.8803^m)$ , which is better than  $O^*(1.2377^{n+m})$  whenever  $\delta < 0.51$ .

### 4.2 An algorithm for low-density #3SAT instances

In the previous section, we noted that  $\text{CDP}_{\pm}^{\rightarrow 2}$  can’t beat existing bounds for #3SAT on its own. This is because we have to assume that  $m = m_{\geq 3}$  in the worst-case. However, we can use a technique introduced by Kutzkov [40] to take advantage of the extra structure afforded by #3SAT and introduce extra branching steps which allow us to assume that  $m_{\geq 3} < m$ .

Assume we have some #3SAT instance  $f$ . Every time we branch on a variable  $x$  that occurs in  $d$  3-clauses in  $f$ , in both branches at least  $d$  3-clauses are eliminated (since each clause will be totally removed in one branch and become a 2-clause in the other). If we know that the density of 3-clauses in  $f$  is  $\delta_3$ , then the average number of 3-clauses a variable is connected to (its average 3-degree) is  $3\delta_3$ . Therefore, whenever  $d - 1 < 3\delta_3 \leq d$ , there must exist a variable with 3-degree at least  $d$ , and so by branching on the variable with the highest 3-degree, we remove at least  $d$  3-clauses.

Following Kutzkov [40], suppose  $x$  is the number of variables needed to reduce  $\delta_3$  to at most  $\frac{d-1}{3}$  by repeatedly branching on the variable with the highest 3-degree. Then we need

$$\frac{d}{3}n - dx \leq \frac{d-1}{3}(n-x) \quad (49)$$

---

**Algorithm 4:** The algorithm  $\text{CDP}_{\pm}^{3 \rightarrow 2}$  for solving #3SAT.

---

**Input:** A CNF formula  $f$  with  $n$  variables and  $m$  clauses, and a set of variables  $N \subseteq \{1, \dots, n\}$ .

**Output:** The value of  $\#\text{SAT}_{\pm}(F, N)$ .

```

1 if  $\delta_3 > \frac{2}{3}$  then
2   | Pick  $x$  in  $f$  with maximal 3-degree.
3   |  $f_1 \leftarrow \text{Unit-Propagate}(f \wedge \neg x_i)$ 
4   |  $f_2 \leftarrow \text{Unit-Propagate}(f \wedge x_i)$ 
5   | return  $\text{CDP}_{\pm}^{3 \rightarrow 2}(f_1) + \text{CDP}_{\pm}^{3 \rightarrow 2}(f_2)$ 
6 else
7   | return  $\text{CDP}_{\pm}^{\rightarrow 2}(f)$ 
8 end

```

---

thus  $x \leq \frac{n}{2d+1}$ , so in the limit of large  $n$ , we have  $x = \frac{n}{2d+1}$  in the worst case, and  $n - \frac{n}{2d+1}$  variables remain unassigned. Therefore, the number of variables we need to branch on to reduce  $\delta_3$  to at most  $\frac{2}{3}$  is:

$$n_{2/3} = n - n \prod_{i=3}^d \left(1 - \frac{1}{2i+1}\right) \quad (50)$$

Since  $m_{\geq 3} = \delta_3 n$ , after performing this branching on  $n_{2/3}$  variables, we will have  $2^{n_{2/3}}$  instances, each with  $m_{\geq 3} \leq \frac{2}{3}(n - n_{2/3})$ , so these can be evaluated with  $\text{CDP}_{\pm}^{\rightarrow 2}$ . This strategy, formalised as Algorithm 4, therefore has an overall time bound of:

$$\begin{aligned} & O^*(2^{n_{2/3}}) O^*(1.2377^{(n-n_{2/3})+m_{\geq 3}}) \\ & \leq O^*(2^{n_{2/3}}) O^*(1.2377^{(n-n_{2/3})(1+\frac{2}{3})}) \quad (51) \\ & = O^*(2^{0.5128n+0.4872n_{2/3}}) \end{aligned}$$

In order to calculate the running-time bound for a given maximum  $\delta_3$ , we can plug  $d = \lceil 3\delta_3 \rceil$  into Equation (50) to calculate  $n_{2/3}$  as a fraction of  $n$ . For example, if  $\delta_3 < \frac{5}{3}$  then  $d = 5$  and  $n_{2/3} = 0.3074n$ , yielding a time of  $O^*(2^{(0.5128+0.4872 \cdot 0.3074)n}) = O^*(1.5829^n)$ . Suppose then that  $\delta = \delta_3$  (i.e the worst-case), then this bound is better than the bound of Zhou [62] whenever  $\delta > 1.2577$  (i.e  $d \geq 4$  but not  $d = 3$ , comparing the  $O^*(1.5463^n)$  complexity for  $d = 4$  to Zhou’s  $O^*(1.4142^m)$  to find the exact cutoff point) and the  $O^*(1.6423^n)$  bound of Kutzkov [40] whenever  $\delta \leq \frac{7}{3}$  (i.e for  $d \leq 7$ ), yielding complexities of  $O^*(1.5463^n)$  ( $d = 4$ ) to  $O^*(1.6350^n)$  ( $d = 7$ ) respectively. It is possible this bound could be extended to a yield an improved bound on general #3SAT using a case analysis similar to Kutzkov’s, but this is quite complicated so we postpone exploring this to future work.

### 4.3 Solving #SAT with arbitrary phases

While allowing  $\pi$ -phases on variables has allowed us to find a simple reduction from #SAT to #2SAT $_{\pm}$  which can be solved with  $\text{CDP}_{\pm}$ , the CDP algorithm easily extends to arbitrary phases in the same way as Algorithm 5. Indeed let us define a

generalization of the #SAT problem, #SAT $_{\mathcal{A}}$  - this is exactly the weighted model counting problem where the weights are restricted to  $\mathcal{A}$ .

**Definition 4.1.** The problem #SAT $_{\mathcal{A}}$  for  $\mathcal{A} \subseteq \mathbb{C} \setminus \{0\}$  is defined as follows. Given a CNF formula  $f(x_1, \dots)$  with  $n$  variables and  $m$  clauses and a vector  $A \in \mathcal{A}^n$ , compute the quantity:

$$\#\text{SAT}_{\mathcal{A}}(f, A) = \sum_{\vec{x} \in \mathbb{B}^n} \left( \prod_{i=1}^n A_i^{x_i} \right) f(\vec{x}) \quad (52)$$

It is easy to see then that #SAT = #SAT $_{\{1\}}$ , and #SAT $_{\pm}$  = #SAT $_{\{1, -1\}}$ : let  $A_j = -1$  if  $j \in N$  and  $A_j = 1$  otherwise. In this model, ZH-diagrams for #SAT instances with phases  $\alpha_j$  on the variables correspond to  $A_j = e^{i\alpha_j}$ , and the variable branching and unit propagation rules generalise from Equation (22). The advantage of working with this problem is that by expanding  $\mathcal{A}$ , we are afforded additional rewriting rules. Moving from  $\{1\}$  to  $\{1, -1\}$  allowed us to rewrite arbitrary arity zero-labelled H-boxes into arity two H-boxes. Further expanding this to  $\{\frac{k}{2} \mid k \in \mathbb{Z}\}$  allows us the following rule, removing (up to a scalar) any variables that only occur once in a formula:

$$\begin{aligned} \begin{array}{c} \vdots \\ \alpha \\ \circ \end{array} \text{---} \begin{array}{c} \boxed{0} \\ \circ \end{array} &= \begin{array}{c} \vdots \\ \alpha \\ \circ \end{array} \text{---} \begin{array}{c} \boxed{0} \\ \circ \end{array} \text{---} \begin{array}{c} \pi \\ \circ \end{array} &= 2 \begin{array}{c} \vdots \\ \alpha + i \ln(2) \\ \circ \end{array} \\ \begin{array}{c} \vdots \\ \alpha \\ \circ \end{array} \text{---} \begin{array}{c} \pi \\ \circ \end{array} \text{---} \begin{array}{c} \boxed{0} \\ \circ \end{array} &= \begin{array}{c} \vdots \\ \alpha \\ \circ \end{array} \text{---} \begin{array}{c} \pi \\ \circ \end{array} \text{---} \begin{array}{c} \boxed{0} \\ \circ \end{array} \text{---} \begin{array}{c} \pi \\ \circ \end{array} &= \begin{array}{c} \vdots \\ \alpha - i \ln(2) \\ \circ \end{array} \end{aligned} \quad (53)$$

This is a limited form of pure-literal elimination, a rewrite rule that is usually only valid in SAT and not #SAT. From this we can obtain a trivial  $O^*(1.4565^n)$  upper bound on the complexity of #2SAT by applying this simplification to the formula recursively (after unit propagation in the CDP algorithm, i.e between lines 7 and 8 of Algorithm 1), and noting that every variable has degree at least two. Therefore, across the two branches at least two neighbouring vertices are eliminated, thus bounding the runtime by the recurrence  $T(n) = \max\{2T(n-2), T(n-1) + T(n-3)\}$ . This is because in one possibility, the branching variable and one neighbour is eliminated in each branch, whereas the other possibility is that only the branching variable is eliminated in one branch, and in the other branch, both of its neighbours as well. Solving this recurrence relation yields a time bound of  $O^*(1.4565^n)$ . This is nowhere near as good as the current best bounds, but improves on early bounds such as [23], while being much simpler. Therefore, an interesting avenue for further research would be investigating how this approach of weighting variables could be used to simplify #SAT instances or find upper bounds on runtime.

---

**Algorithm 5:** The CDP $_{\mathcal{A}}$  algorithm for solving #SAT $_{\mathcal{A}}$ .

---

**Input:** A CNF formula  $f$  with  $n$  variables and  $m$  clauses, and  $A \in \mathcal{A}^n$ .

**Output:** The value of #SAT $_{\mathcal{A}}(F, A)$ .

```

1 if  $f$  contains an empty clause then
2   | return 0
3 else if  $f$  has no clauses then
4   | return  $2^n$ 
5 else
6   | Pick  $i \in \{1, \dots, n\}$  according to some strategy.
7   |  $f_1 \leftarrow \text{Unit-Propagate}(f \wedge \neg x_i)$ 
8   |  $f_2 \leftarrow \text{Unit-Propagate}(f \wedge x_i)$ 
9   | return  $\text{CDP}_{\mathcal{A}}(f_1, A) + A_i \text{CDP}_{\mathcal{A}}(f_2, A)$ 
10 end

```

---

## 5 Conclusion

In this paper, we used the ZH-calculus to study the #SAT problem and produced an upper bound which does not depend on the clause width  $k$ . We believe bounds of this kind were previously only known for the decision variant SAT [60]. The bound is less than  $O^*(2^n)$  whenever the clause density  $\delta = \frac{n}{m}$  is smaller than 2.2503, suggesting that the ‘hardest’ density of #SAT problems must be some  $\delta > 2.2503$ , assuming the strong exponential time hypothesis. We achieve this by rephrasing the #SAT problem in terms of ZH-diagrams, and generalising known rewrite rules to give a reduction from #SAT to #2SAT $_{\pm}$ , a weighted variant of #SAT that can be solved with Wahlstöm’s [56] variant of the CDP algorithm [7]. We also produce an explicit bound  $O^*(1.8803^m)$  in terms of clauses for #4SAT using a result of Wang and Gu [57], which was previously only known for #2SAT and #3SAT [62], and improve on the upper bound for #3SAT for  $1.2577 < \delta < \frac{7}{3}$ . A summary of all the bounds obtained in this paper is presented in Table 1. We suggest extending this technique of reducing #SAT to weighted #SAT as an avenue of future research, as well as improving the bound on #3SAT to all densities using the techniques of Kutzkov [40].

Our results show that graphical calculi, even those originally meant for a different domain like quantum computing, can lead to concrete algorithmic improvements in areas where significant research has already been done. An interesting question then is in which other domains we can make improvements by framing the problem using graphical reasoning.

**Acknowledgements.** The majority of this work was done while TL was a student at the University of Oxford, and the results are also presented in his Master thesis [41]. JvdW acknowledges funding from the European Union’s Horizon 2020 research and innovation programme under the Marie Skłodowska-Curie grant agreement No 101018390.



## References

- [1] Dimitris Achlioptas, Assaf Naor, and Yuval Peres. 2005. Rigorous Location of Phase Transitions in Hard Optimization Problems. *Nature* 435, 7043 (June 2005), 759–764. <https://doi.org/10.1038/nature03602>
- [2] Miriam Backens. 2014. The ZX-calculus is complete for stabilizer quantum mechanics. *New Journal of Physics* 16, 9 (2014), 093021. <https://doi.org/10.1088/1367-2630/16/9/093021>
- [3] Miriam Backens and Aleks Kissinger. 2019. ZH: A Complete Graphical Calculus for Quantum Computations Involving Classical Non-linearity. *Electronic Proceedings in Theoretical Computer Science* 287 (Jan. 2019), 23–42. <https://doi.org/10.4204/EPTCS.287.2> arXiv:1805.02175 [quant-ph]
- [4] Miriam Backens, Aleks Kissinger, Hector Miller-Bakewell, John van de Wetering, and Sal Wolfs. 2021. Completeness of the ZH-calculus. <https://doi.org/10.48550/arXiv.2103.06610> arXiv:2103.06610 [quant-ph]
- [5] Miriam Backens, Hector Miller-Bakewell, Giovanni de Felice, Leo Lobski, and John van de Wetering. 2021. There and back again: A circuit extraction tale. *Quantum* 5 (3 2021), 421. <https://doi.org/10.22331/q-2021-03-25-421>
- [6] A. Biere, M. Heule, and H. van Maaren. 2009. *Handbook of Satisfiability*. IOS Press, Incorporated.
- [7] E. Birnbaum and E. L. Lozinskii. 1999. The Good Old Davis-Putnam Procedure Helps Counting Models. *Journal of Artificial Intelligence Research* 10 (June 1999), 457–477. <https://doi.org/10.1613/jair.601>
- [8] Guillaume Boisseau and Robin Piedeleu. 2022. Graphical Piecewise-Linear Algebra. In *Foundations of Software Science and Computation Structures*, Patricia Bouyer and Lutz Schröder (Eds.). Springer International Publishing, Cham, 101–119. [https://doi.org/10.1007/978-3-030-99253-8\\_6](https://doi.org/10.1007/978-3-030-99253-8_6)
- [9] Filippo Bonchi, Joshua Holland, Robin Piedeleu, Paweł Sobociński, and Fabio Zanasi. 2019. Diagrammatic Algebra: From Linear to Concurrent Systems. *Proc. ACM Program. Lang.* 3, POPL, Article 25 (jan 2019), 28 pages. <https://doi.org/10.1145/3290338>
- [10] Filippo Bonchi, Robin Piedeleu, Paweł Sobociński, and Fabio Zanasi. 2019. Graphical Affine Algebra. In *2019 34th Annual ACM/IEEE Symposium on Logic in Computer Science (LICS)*. 1–12. <https://doi.org/10.1109/LICS.2019.8785877>
- [11] Filippo Bonchi, Paweł Sobociński, and Fabio Zanasi. 2014. A Categorical Semantics of Signal Flow Graphs. In *CONCUR 2014 – Concurrency Theory*, Paolo Baldan and Daniele Gorla (Eds.). Springer Berlin Heidelberg, Berlin, Heidelberg, 435–450. [https://doi.org/10.1007/978-3-662-44584-6\\_30](https://doi.org/10.1007/978-3-662-44584-6_30)
- [12] Filippo Bonchi, Paweł Sobociński, and Fabio Zanasi. 2014. Interacting Bialgebras Are Frobenius. In *International Conference on Foundations of Software Science and Computation Structures*. Springer, 351–365. [https://doi.org/10.1007/978-3-642-54830-7\\_23](https://doi.org/10.1007/978-3-642-54830-7_23)
- [13] Filippo Bonchi, Paweł Sobociński, and Fabio Zanasi. 2017. Interacting Hopf Algebras. *Journal of Pure and Applied Algebra* 221, 1 (2017), 144–184. <https://doi.org/10.1016/j.jpaa.2016.06.002>
- [14] C. Calabro, R. Impagliazzo, and R. Paturi. 2006. A Duality between Clause Width and Clause Density for SAT. In *21st Annual IEEE Conference on Computational Complexity (CCC'06)*. 7 pp.–260. <https://doi.org/10.1109/CCC.2006.6>
- [15] Titouan Carette. 2021. *Wielding the ZX-calculus, Flexsymmetry, Mixed States, and Scalable Notations*. Theses. Université de Lorraine.
- [16] Enrique Cervero Martín, Kirill Plekhanov, and Michael Lubasch. 2022. Barren plateaus in quantum tensor network optimization. *arXiv preprint arXiv:2209.00292* (2022). <http://arxiv.org/abs/2209.00292>
- [17] Bob Coecke and Ross Duncan. 2008. Interacting quantum observables. In *Proceedings of the 37th International Colloquium on Automata, Languages and Programming (ICALP) (Lecture Notes in Computer Science)*. [https://doi.org/10.1007/978-3-540-70583-3\\_25](https://doi.org/10.1007/978-3-540-70583-3_25)
- [18] Bob Coecke and Ross Duncan. 2011. Interacting Quantum Observables: Categorical Algebra and Diagrammatics. *New Journal of Physics* 13, 4 (April 2011), 043016. <https://doi.org/10.1088/1367-2630/13/4/043016>
- [19] Carsten Damm, Markus Holzer, and Pierre McKenzie. 2002. The Complexity of Tensor Calculus. *Computational Complexity* 11, 1/2 (June 2002), 54–89. <https://doi.org/10.1007/s00037-000-0170-4>
- [20] Martin Davis, George Logemann, and Donald Loveland. 1962. A Machine Program for Theorem-Proving. *Commun. ACM* 5, 7 (July 1962), 394–397. <https://doi.org/10.1145/368273.368557>
- [21] Niel de Beaudrap, Xiaoning Bian, and Quanlong Wang. 2020. Techniques to Reduce  $\pi/4$ -Parity-Phase Circuits, Motivated by the ZX Calculus. In *Proceedings 16th International Conference on Quantum Physics and Logic, Chapman University, Orange, CA, USA., 10-14 June 2019 (Electronic Proceedings in Theoretical Computer Science, Vol. 318)*, Bob Coecke and Matthew Leifer (Eds.). Open Publishing Association, 131–149. <https://doi.org/10.4204/EPTCS.318.9>
- [22] Niel de Beaudrap, Aleks Kissinger, and Konstantinos Meichanetzidis. 2021. Tensor Network Rewriting Strategies for Satisfiability and Counting. *Electronic Proceedings in Theoretical Computer Science* 340 (Sept. 2021), 46–59. <https://doi.org/10.4204/EPTCS.340.3> arXiv:2004.06455 [quant-ph]
- [23] Olivier Dubois. 1991. Counting the Number of Solutions for Instances of Satisfiability. *Theoretical Computer Science* 81, 1 (April 1991), 49–64. [https://doi.org/10.1016/0304-3975\(91\)90315-S](https://doi.org/10.1016/0304-3975(91)90315-S)
- [24] Ross Duncan, Aleks Kissinger, Simon Perdrix, and John van de Wetering. 2020. Graph-theoretic Simplification of Quantum Circuits with the ZX-calculus. *Quantum* 4 (6 2020), 279. <https://doi.org/10.22331/q-2020-06-04-279>
- [25] Richard D. P. East, Pierre Martin-Dussaud, and John van de Wetering. 2021. Spin-networks in the ZX-calculus. *arXiv preprint arXiv:2111.03114* (2021). <http://arxiv.org/abs/2111.03114>
- [26] Stephen A Fenner, Lance J Fortnow, and Stuart A Kurtz. 1994. Gap-Definable Counting Classes. *J. Comput. System Sci.* 48, 1 (1994), 116–148.
- [27] Johannes K. Fichte, Markus Hecher, and Florim Hamiti. 2020. The Model Counting Competition 2020. <https://doi.org/10.48550/arXiv.2012.01323> arXiv:2012.01323 [cs]
- [28] Craig Gidney and Austin G. Fowler. 2019. Efficient magic state factories with a catalyzed  $|CCZ\rangle$  to  $2|T\rangle$  transformation. *Quantum* 3 (4 2019), 135. <https://doi.org/10.22331/q-2019-04-30-135>
- [29] Johnnie Gray and Stefanos Kourtis. 2021. Hyper-Optimized Tensor Network Contraction. *Quantum* 5 (March 2021), 410. <https://doi.org/10.22331/q-2021-03-15-410>
- [30] Tao Gu, Robin Piedeleu, and Fabio Zanasi. 2022. A Complete Diagrammatic Calculus for Boolean Satisfiability. *arXiv preprint arXiv:2211.12629* (2022).
- [31] Amar Hadzihasanovic. 2015. A diagrammatic axiomatisation for qubit entanglement. In *2015 30th Annual ACM/IEEE Symposium on Logic in Computer Science*. IEEE, 573–584. <https://doi.org/10.1109/LICS.2015.59>
- [32] Amar Hadzihasanovic, Kang Feng Ng, and Quanlong Wang. 2018. Two Complete Axiomatisations of Pure-state Qubit Quantum Computing. In *Proceedings of the 33rd Annual ACM/IEEE Symposium on Logic in Computer Science (Oxford, United Kingdom) (LICS '18)*. ACM, New York, NY, USA, 502–511. <https://doi.org/10.1145/3209108.3209128>
- [33] Michael Hanks, Marta P. Estarellas, William J. Munro, and Kae Nemoto. 2020. Effective Compression of Quantum Braided Circuits Aided by ZX-Calculus. *Physical Review X* 10 (2020), 041030. Issue 4. <https://doi.org/10.1103/PhysRevX.10.041030>
- [34] Edward A. Hirsch. 2000. New Worst-Case Upper Bounds for SAT. *Journal of Automated Reasoning* 24, 4 (May 2000), 397–420. <https://doi.org/10.1023/A:1006340920104>
- [35] Emmanuel Jeandel, Simon Perdrix, and Renaud Vilmart. 2018. A Complete Axiomatisation of the ZX-Calculus for Clifford+T Quantum Mechanics. In *Proceedings of the 33rd Annual ACM/IEEE Symposium on Logic in Computer Science (Oxford, United Kingdom) (LICS '18)*. ACM, New York, NY, USA, 559–568. <https://doi.org/10.1145/3209108.3209131>

- [36] Aleks Kissinger and John van de Wetering. 2020. Reducing the number of non-Clifford gates in quantum circuits. *Physical Review A* 102 (8 2020), 022406. Issue 2. <https://doi.org/10.1103/PhysRevA.102.022406>
- [37] Aleks Kissinger and John van de Wetering. 2022. Simulating quantum circuits with ZX-calculus reduced stabiliser decompositions. *Quantum Science and Technology* (2022). <https://doi.org/10.1088/2058-9565/ac5d20>
- [38] Aleks Kissinger, John van de Wetering, and Renaud Vilmart. 2022. Classical Simulation of Quantum Circuits with Partial and Graphical Stabiliser Decompositions. In *17th Conference on the Theory of Quantum Computation, Communication and Cryptography (TQC 2022) (Leibniz International Proceedings in Informatics (LIPIcs), Vol. 232)*, François Le Gall and Tomoyuki Morimae (Eds.). Schloss Dagstuhl – Leibniz-Zentrum für Informatik, Dagstuhl, Germany, 5:1–5:13. <https://doi.org/10.4230/LIPIcs.TQC.2022.5>
- [39] Stefanos Kourtis, Claudio Chamon, Eduardo Mucciolo, and Andrei Ruckenstein. 2019. Fast Counting with Tensor Networks. *SciPost Physics* 7, 5 (Nov. 2019), 060. <https://doi.org/10.21468/SciPostPhys.7.5.060>
- [40] Konstantin Kutzkov. 2007. New Upper Bound for the #3-SAT Problem. *Inform. Process. Lett.* 105, 1 (Dec. 2007), 1–5. <https://doi.org/10.1016/j.ipl.2007.06.017>
- [41] Tuomas Laakkonen. 2022. *Graphical Stabilizer Decompositions For Counting Problems*. Master’s thesis. University of Oxford. <https://www.cs.ox.ac.uk/people/aleks.kissinger/theses/laakkonen-thesis.pdf>
- [42] Stephen Lack and Paweł Sobociński. 2004. Adhesive Categories. In *International Conference on Foundations of Software Science and Computation Structures*. Springer, 273–288. [https://doi.org/10.1007/978-3-540-24727-2\\_20](https://doi.org/10.1007/978-3-540-24727-2_20)
- [43] Burkhard Monien, Ewald Speckenmeyer, and Oliver Vornberger. 1981. Upper Bounds for Covering Problems. *Methods of operations research* 43 (1981), 419–431.
- [44] Kang Feng Ng and Quanlong Wang. 2018. Completeness of the ZX-calculus for Pure Qubit Clifford+T Quantum Mechanics. <https://doi.org/10.48550/arXiv.1801.07993> arXiv:1801.07993 [quant-ph]
- [45] Robin Piedeleu and Fabio Zanasi. 2021. A String Diagrammatic Axiomatisation of Finite-State Automata. In *Foundations of Software Science and Computation Structures*, Stefan Kiefer and Christine Tasson (Eds.). Springer International Publishing, Cham, 469–489. [https://doi.org/10.1007/978-3-030-71995-1\\_24](https://doi.org/10.1007/978-3-030-71995-1_24)
- [46] Tian Sang, Fahiem Bacchus, Paul Beame, Henry A. Kautz, and Toniann Pitassi. 2004. Combining Component Caching and Clause Learning for Effective Model Counting. In *SAT 2004 - The Seventh International Conference on Theory and Applications of Satisfiability Testing, 10-13 May 2004, Vancouver, BC, Canada, Online Proceedings*.
- [47] Marc Thurley. 2006. sharpSAT – Counting Models with Advanced Component Caching and Implicit BCP. In *Theory and Applications of Satisfiability Testing - SAT 2006 (Lecture Notes in Computer Science)*, Armin Biere and Carla P. Gomes (Eds.). Springer, Berlin, Heidelberg, 424–429. [https://doi.org/10.1007/11814948\\_38](https://doi.org/10.1007/11814948_38)
- [48] Seinosuke Toda. 1991. PP Is as Hard as the Polynomial-Time Hierarchy. *SIAM J. Comput.* 20, 5 (Oct. 1991), 865–877. <https://doi.org/10.1137/0220053>
- [49] Alex Townsend-Teague and Konstantinos Meichanetzidis. 2021. Classifying Complexity with the ZX-Calculus: Jones Polynomials and Potts Partition Functions. *arXiv preprint arXiv:2103.06914* (2021).
- [50] Leslie G. Valiant. 1979. The Complexity of Enumeration and Reliability Problems. *SIAM J. Comput.* 8, 3 (Aug. 1979), 410–421. <https://doi.org/10.1137/0208032>
- [51] John van de Wetering. 2020. ZX-calculus for the working quantum computer scientist. *arXiv preprint arXiv:2012.13966* (2020).
- [52] Renaud Vilmart. 2019. A Near-Minimal Axiomatisation of ZX-Calculus for Pure Qubit Quantum Mechanics. In *2019 34th Annual ACM/IEEE Symposium on Logic in Computer Science (LICS)*, 1–10. <https://doi.org/10.1109/LICS.2019.8785765>
- [53] Renaud Vilmart. 2019. A ZX-Calculus with Triangles for Toffoli-Hadamard, Clifford+T, and Beyond. *Electronic Proceedings in Theoretical Computer Science* 287 (Jan. 2019), 313–344. <https://doi.org/10.4204/EPTCS.287.18> arXiv:1804.03084 [quant-ph]
- [54] Renaud Vilmart. 2021. Quantum Multiple-Valued Decision Diagrams in Graphical Calculi. In *46th International Symposium on Mathematical Foundations of Computer Science (MFCS 2021) (Leibniz International Proceedings in Informatics (LIPIcs), Vol. 202)*, Filippo Bonchi and Simon J. Puglisi (Eds.). Schloss Dagstuhl – Leibniz-Zentrum für Informatik, Dagstuhl, Germany, 89:1–89:15. <https://doi.org/10.4230/LIPIcs.MFCS.2021.89>
- [55] Renaud Vilmart. 2021. The Structure of Sum-over-Paths, Its Consequences, and Completeness for Clifford. In *Foundations of Software Science and Computation Structures*, Stefan Kiefer and Christine Tasson (Eds.). Springer International Publishing, Cham, 531–550. [https://doi.org/10.1007/978-3-030-71995-1\\_27](https://doi.org/10.1007/978-3-030-71995-1_27)
- [56] Magnus Wahlström. 2008. A Tighter Bound for Counting Max-Weight Solutions to 2SAT Instances. In *Parameterized and Exact Computation (Lecture Notes in Computer Science)*, Martin Grohe and Rolf Niedermeier (Eds.). Springer, Berlin, Heidelberg, 202–213. [https://doi.org/10.1007/978-3-540-79723-4\\_19](https://doi.org/10.1007/978-3-540-79723-4_19)
- [57] Honglin Wang and Wenxiang Gu. 2013. The Worst Case Minimized Upper Bound in #2-SAT. In *Proceedings of the 2012 International Conference on Information Technology and Software Engineering (Lecture Notes in Electrical Engineering)*, Wei Lu, Guoqiang Cai, Weibin Liu, and Weiwei Xing (Eds.). Springer, Berlin, Heidelberg, 675–682. [https://doi.org/10.1007/978-3-642-34522-7\\_72](https://doi.org/10.1007/978-3-642-34522-7_72)
- [58] Quanlong Wang. 2021. An Algebraic Axiomatisation of ZX-calculus. In *Proceedings 17th International Conference on Quantum Physics and Logic, Paris, France, June 2 - 6, 2020 (Electronic Proceedings in Theoretical Computer Science, Vol. 340)*, Benoît Valiron, Shane Mansfield, Pablo Arrighi, and Prakash Panangaden (Eds.). Open Publishing Association, 303–332. <https://doi.org/10.4204/EPTCS.340.16>
- [59] Ryan Williams. 2004. On Computing K-CNF Formula Properties. In *Theory and Applications of Satisfiability Testing (Lecture Notes in Computer Science)*, Enrico Giunchiglia and Armando Tacchella (Eds.). Springer, Berlin, Heidelberg, 330–340. [https://doi.org/10.1007/978-3-540-24605-3\\_25](https://doi.org/10.1007/978-3-540-24605-3_25)
- [60] Masaki Yamamoto. 2005. An Improved  $O(1.234^n)$ -Time Deterministic Algorithm for SAT. In *Algorithms and Computation (Lecture Notes in Computer Science)*, Xiaotie Deng and Ding-Zhu Du (Eds.). Springer, Berlin, Heidelberg, 644–653. [https://doi.org/10.1007/11602613\\_65](https://doi.org/10.1007/11602613_65)
- [61] Fabio Zanasi. 2015. *Interacting Hopf Algebras: the theory of linear systems*. Ph. D. Dissertation. Ecole Normale Supérieure de Lyon. Available at <https://arxiv.org/abs/1805.03032>.
- [62] Junping Zhou, Minghao Yin, and Chunguang Zhou. 2010. New Worst-Case Upper Bound for #2-SAT and #3-SAT with the Number of Clauses as the Parameter. In *Proceedings of the Twenty-Fourth AAAI Conference on Artificial Intelligence (AAAI’10)*. AAAI Press, Atlanta, Georgia, 217–222.



## A Additional Lemmas

**Lemma A.1.** *The following diagrammatic equivalence holds:*

$$(54)$$

*Proof.* This follows from Lemma 2.28 in [4] and Equation (32).  $\square$

**Lemma A.2.** *The following diagram equivalence holds:*

$$(55)$$

This is translated from a quantum circuit identity of Ng and Wang [44] and is a generalization of the rules HT and BW from the  $\Delta ZX_\pi$ -calculus [53], a system for describing tensor networks that is closely related to ZH-calculus.

*Proof.* This can be verified by concrete calculation of the matrices.  $\square$

**Lemma A.3.** *The following diagram equivalence holds:*

$$(56)$$

*Proof.* This can be verified by concrete calculation of the matrices.  $\square$

**Lemma A.4.** *The following diagram equivalence holds for all  $n \geq 0$ :*

$$(57)$$

*Proof.* We proceed by induction on  $n$ . For the case of  $n = 0$ :

$$(58)$$

For the case of  $n = k + 1$ , assuming the result holds for  $k$ :

$$(59)$$

## B Proof that #SAT $_{\pm}$ is GapP-Complete

**Lemma B.1.** *#SAT $_{\pm}$  is GapP-hard.*

*Proof.* Suppose there is a problem  $M$  in GapP, then the aim is to compute  $\text{gap}_M = \#M - \#\bar{M}$  where  $\#M$  ( $\#\bar{M}$ ) is the number of accepting (rejecting) paths of a non-deterministic Turing machine  $M$ . Clearly  $\#M$  and  $\#\bar{M}$  are both in #P. Because the Cook-Levin reduction from NP to SAT is parsimonious, #SAT is #P-complete, and there exist CNF formulae  $f_M$  and  $f_{\bar{M}}$  such that  $\#\text{SAT}(f_M) = \#M$  and  $\#\text{SAT}(f_{\bar{M}}) = \#\bar{M}$ . Define the following formula:

$$f_{M-\bar{M}} = \left( \bigwedge_{i=1}^{m_M} C_M^i \vee z \right) \wedge \left( \bigwedge_{j=1}^{n_M} \neg x_M^j \vee \neg z \right) \\ \wedge \left( \bigwedge_{i=1}^{m_{\bar{M}}} C_{\bar{M}}^i \vee \neg z \right) \wedge \left( \bigwedge_{j=1}^{n_{\bar{M}}} \neg x_{\bar{M}}^j \vee z \right)$$

where  $C_M^i$  ( $C_{\bar{M}}^i$ ) and  $x_M^j$  ( $x_{\bar{M}}^j$ ) are the clauses and variables of  $f_M$  ( $f_{\bar{M}}$ ) respectively, and  $z$  is a fresh variable. When  $z$  is false,  $f_{M-\bar{M}}$  reduces to

$$f_{M-\bar{M}} \wedge \neg z = \left( \bigwedge_{i=1}^{m_M} C_M^i \right) \wedge \left( \bigwedge_{j=1}^{n_{\bar{M}}} \neg x_{\bar{M}}^j \right) = f_M \wedge \left( \bigwedge_{j=1}^{n_{\bar{M}}} \neg x_{\bar{M}}^j \right)$$

which has exactly  $\#\mathbf{SAT}(f_M) = \#M$  satisfying solutions, and likewise with  $z$  true, we have

$$f_{M-\bar{M}} \wedge z = f_{\bar{M}} \wedge \left( \bigwedge_{j=1}^{n_M} \neg x_M^j \right)$$

which has exactly  $\#\mathbf{SAT}(f_{\bar{M}}) = \#\bar{M}$  satisfying solutions. Finally let  $N = \{z\}$ , then an assignment of  $f_{M-\bar{M}}$  has odd or even N-parity exactly when  $z$  is true or false respectively. Therefore,

$$\begin{aligned} \#\mathbf{SAT}_{\pm}(f_{M-\bar{M}}, N) &= \sum_{\substack{\vec{x} \in \mathbb{B}^n \\ \text{even } N\text{-parity}}} f_{M-\bar{M}}(\vec{x}) - \sum_{\substack{\vec{x} \in \mathbb{B}^n \\ \text{odd } N\text{-parity}}} f_{M-\bar{M}}(\vec{x}) \\ &= \#\mathbf{SAT}(f_{M-\bar{M}} \wedge \neg z) - \#\mathbf{SAT}(f_{M-\bar{M}} \wedge z) \\ &= \#\mathbf{SAT}(f_M) - \#\mathbf{SAT}(f_{\bar{M}}) \\ &= \#M - \#\bar{M} = \text{gap}_M \end{aligned}$$

so there is a polynomial-time counting reduction from **GapP** to  $\#\mathbf{SAT}_{\pm}$ , and it must be **GapP**-hard.  $\square$

**Lemma B.2.**  $\#\mathbf{SAT}_{\pm}$  is in **GapP**.

*Proof.* Let  $f, N$  be an instance of  $\#\mathbf{SAT}_{\pm}$  with variables  $x_i$ , then clearly we have that

$$\begin{aligned} \#\mathbf{SAT}_{\pm}(f, N) &= \sum_{\substack{\vec{x} \in \mathbb{B}^n \\ \text{even } N\text{-parity}}} f(\vec{x}) - \sum_{\substack{\vec{x} \in \mathbb{B}^n \\ \text{odd } N\text{-parity}}} f(\vec{x}) \\ &= \#\mathbf{SAT} \left( f \wedge \neg \left( \bigoplus_{i \in N} x_i \right) \right) \\ &\quad - \#\mathbf{SAT} \left( f \wedge \left( \bigoplus_{i \in N} x_i \right) \right) \end{aligned}$$

since  $g = 1 \iff g$  and  $g = 0 \iff \neg g$ , so  $\neg(\bigoplus_{i \in N} x_i)$  is the same as asserting even N-parity (and likewise odd N-parity). But **GapP** is the closure of #P under subtraction, so  $\#\mathbf{SAT}_{\pm}(f, N)$  is in **GapP**.  $\square$

**Theorem B.3.**  $\#\mathbf{SAT}_{\pm}$  is **GapP**-complete.

*Proof.* This follows from Lemmas B.1 and B.2.  $\square$