
A New Deep Boosted CNN and Ensemble Learning based IoT Malware Detection

Saddam Hussain Khan ^{1*}, Wasi Ullah¹

¹ Department of Computer Systems Engineering, University of Engineering and Applied Science (UEAS), Swat, Pakistan;
Corresponding hengrshkhan822@gmail.com

Abstract: Security issues are threatened in various types of networks, especially in the Internet of Things (IoT) environment that requires early detection. IoT is the network of real-time devices like home automation systems and can be controlled by open-source android devices, which can be an open ground for attackers. Attackers can access the network, initiate a different kind of security breach, and compromises network control. Therefore, timely detecting the increasing number of sophisticated malware attacks is the challenge to ensure the credibility of network protection. In this regard, we have developed a new malware detection framework, Deep Squeezed-Boosted and Ensemble Learning (DSBEL), comprised of novel Squeezed-Boosted Boundary-Region Split-Transform-Merge (SB-BR-STM) CNN and ensemble learning. The proposed STM block employs multi-path dilated convolutional, Boundary, and regional operations to capture the homogenous and heterogeneous global malicious patterns. Moreover, diverse feature maps are achieved using transfer learning and multi-path-based squeezing and boosting at initial and final levels to learn minute pattern variations. Finally, the boosted discriminative features are extracted from the developed deep SB-BR-STM CNN and provided to the ensemble classifiers (SVM, MLP, and AdaboostM1) to improve the hybrid learning generalization. The performance analysis of the proposed DSBEL framework and SB-BR-STM CNN against the existing techniques has been evaluated by the IOT_Malware dataset on standard performance measures. Evaluation results show progressive performance as 98.50% accuracy, 97.12% F1-Score, 91.91% MCC, 95.97 % Recall, and 98.42 % Precision. The proposed malware analysis framework is helpful for the timely detection of malicious activity and suggests future strategies.

Keywords: Malware, IoT, Ensemble Learning, Deep Learning, CNN, Detection

1 Introduction

The Internet of Things (IoT) has gained popularity in the digital market very expeditiously due to its robust features and applications. The concept of IoT is to transform real objects into virtual objects having unique addresses and can be driven by the popular open-source android devices. In this emerging technology, intelligent devices share their information and resources accordingly [1]. Several vital roles perform the new web of interconnected devices in our daily lives, like smart health care, home automation, intelligent education environment, and industry. There are many widespread Applications in various fields like monitoring agriculture soil state [2], e-

health and healthcare applications [3–6], and deployment of intelligent communication devices on battlefields for military application [7,8]. To build up a supply chain link between industry and end-users, industry 4.0 exploited this new concept [9]. Industrial IoT (IIoT) has undoubtedly contributed well towards products and innovations in improving industrial infrastructure.

On the other side, this new technology is the key entry point for attackers. Android malware detection reached 26.61 million in 2018 and noticed a 520,000 monthly increase [10]. Malware is an attack in which an attacker can gain access to the network and take complete control without any awareness. It is becoming a massive barrier to malware analysts and making the ground interest for security researchers. Compared to other digital devices, there is no regular patching in IoT devices because of their embedded nature [11], and it is impossible to implement the security protocols on all IoT devices uniformly. These security breaches are interpreted in Figure 1.

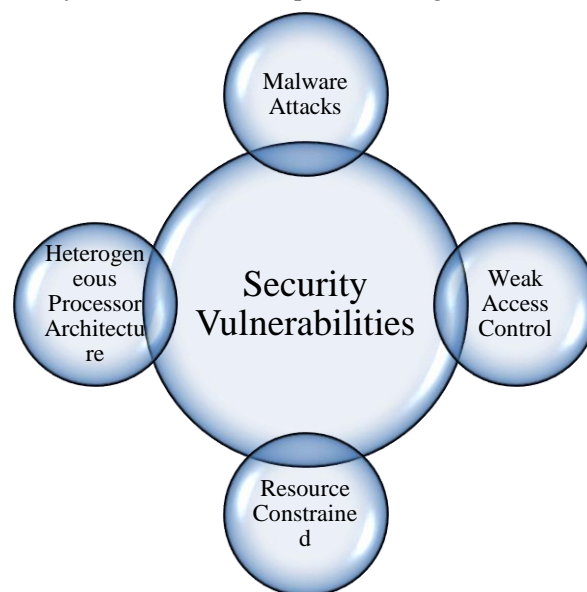


Figure 1: IoT Networks Security Attacks

Malware is software that can harm computers and web devices. Some malware includes viruses, adware, Trojan horses, spyware, etc. Malware can be detected statically or dynamically. The static malware detection method is the way of detection by signature-based, permission-based, and bytecode-based methods. On the other side, the dynamic method is the way of detection in which the applications are executed in isolated platforms such as (simulators, sandbox, and virtual machines) and tracking their behaviors, whether normal or malicious. The third technique combines static and dynamic, known as hybrid detection. The traditional detection techniques are relied on built-in signature libraries and mainly on human involvement, and it is hard to detect malware grown very extensively [12,13].

To the best of our knowledge, The IOT_Malware detection using deep hybrid and ensemble learning incorporated in this study has not been used in any previous studies. In this study, IoT malware is utilized by its visual image representation and benign files as by the observations, deep CNNs have shown extraordinary performance for the visual representation of challenges [14]. A novel split, transform and merge (STM) block and squeezed-boosted channel (S.B.) is introduced in the novel model SB-BR-STM for analyzing the feature space and further for malware detection accurately and efficiently in the field of IoT ensemble learning classifiers are used. Additionally, the proposed classification architecture (STM block of deep CNN) exploits the idea of region-heterogeneity and homogeneity. The main contributions from our side in the current studies are depicted below:

-
- A new DSBEL framework is proposed for detecting malware-infected packets in an IoT environment. The framework comprises the stacking of new SB-BR-STM CNN and ensemble classifiers.
 - The novel STM block and channel-SB ideas are incorporated in the new SB-BR-STM dilated-CNN. Moreover, Max-Pooling, average-pooling, and dilated-convolutional operations are incorporated at various levels in the new STM block for extracting the diverse feature-set, especially consisting of the intensity-homogeneity and heterogeneity, global malicious patterns.
 - TL-based auxiliary-channel extraction and multi-path-based new SB idea for achieving various feature map to help improve the proposed SB-BR-STM CNN performance. These operations are employed at initial, mid, and conclusion levels for capturing minute texture variation.
 - The proposed DSBEL framework grants the boosted discriminative features from SB-BR-STM CNN and provides the ensemble classifiers for improving the hybrid learning discrimination.
 - The proposed DSBEL framework's and SB-BR-STM CNN's performance is compared with the existing techniques and evaluated on the IOT_Malware dataset using standard performance measures.

Onwards the paper is presented in the subsections as section 2 represents the related work, our proposed framework is explained in section 3, section 4 discusses the experimental setup, result discussions are given in section 5, and section 6 will conclude the paper.

2 Related Work

Adopting the explosive growth of malware using traditional detection methods is difficult, as these techniques adopted mainly the traditional signatory libraries and interactions expertise of malware analysts' collectively. On the other hand, machine learning (ML) techniques can apply to detect malware, which is automatic and adaptable in any discipline. In the malware detection method, ML mainly involves four steps: construction of the dataset, feature engineering, training of the model, and evaluating the model. Feature engineering calculates the model's validity and characterizes the A.P.K.s by extracting robust and informative features. AndroidManifest.xml file and classes.dex file is the main feature used to characterize the A.P.K.s. Basic information about an A.P.K. is recorded in AndroidManifest.xml, such as requested permissions, hardware information, A.P.K. component, and filtered intents. Classes.dex is transformed into a smalli format that consists of Dalvik commands (includes operands and opcode). And disassembling classes.dex files for obtaining advanced features, like flow diagram controlling [15] and API dependency graph [16], can also apply to train the models of malware detection. As literature discusses, dynamic behavioral features like network operations, service opening, system calls, file operations, phone calls, and encryption operations can be obtained by running the applications on isolated platforms [17]. These dynamic features, used collectively with the static features, will obtain a highly precise model and achieve higher detection performance. For malware detection in android, both the traditional ML models (such as Random Forest [18], Support Vector Machines [31]) and deep learning (such as CNN [19], Long Short-Term Memory (LSTM) [20]) can be widely used.

IoT devices are heterogeneous in both structures and network protocols. Every heterogeneous device has a unique microprocessor characteristic [11]. So, this is the major cause that the IoT industry is lagging in security protocols. This is the major issue

with the IoT industry, which provides an enlarged attack surface and leads to security breaches. This provides tunnels for cyber criminals to exploit the vulnerabilities and utilize the attacks for their illegal actions. Major cyber security concerns include DDoS, botnets, malware attacks, rootkits, intrusions, ransomware, and compromise nodes. Therefore, there must be a mechanism for detecting these issues in the network or devices to take immediate action and secure the system or device before compromising.

All the above discussion is the main theme of research attraction for academic, industrial, and state-level attention. Many countermeasures have been taken in the research literature against these cyber-attacks. According to cyber security experts, among all these attacks, most of the cyber activities are incorporated through malware attacks. It is observed from the literature that much of the research is carried out to attempt the challenges of malware detection. Under these challenges, image-based, static & dynamic, and hybrid malware analysis is broad categories [12].

Due to promising performance and robustness, ML tools are very extensively used for malware detection. Machine learning tools provided an improved performance to the malware detection tools. Several ML algorithms employ vulnerability mining in the firmware and applications of IoT, which can infect the whole network or the edge devices of the network [13]. Detection and classification of IoT malware are capable of the recent advancements in ML. An inclination toward ML tools is increased due to their anti-malware applications during research studies. For malware detection and classification, computational power improvements have also increased the machine learning strategies.

Carrilo et al. [21] used malware detection based on machine learning under the Linux-based platform malware of IoT by using of data set provided. They also used clustering techniques for malware detection. To detect Mirai botnet attacks in IoTs, Ganesh et al. [22] use ML techniques; they applied the approach of A.A.N. by using of N-BaIoT dataset. For malware traffic analysis in IoT, Bendiab et al. [14] use the network of deep learning known as ResNet50 for experiments to verify their concepts using a 1000 network (pcap) file.

A lightweight malware detection approach for IoT was proposed by Kyushu et al. [15]. In their studies, their central theme of work was DDoS malware, and based upon this, IoTPOT [23] extracted the malware images for this purpose. Good experimental results and better performance are shown for malware of type DDoS and good ware in their experimental setup. Detection mechanism for android IoT devices, another end-to-end malware mechanism, was introduced by Ren et al. [16] by collecting 8000 malicious and 8000 benign A.P.K. files from virus share and Google play store, respectively. They used significant deep-learning approaches on the Mobile dataset to evaluate their experimental views to detect malware using color images. All the above-reported work is measured and analyzed in terms of Accuracy and Precision, although the datasets selected are imbalanced. This research work is analyzed under the benchmark IoT dataset publicly available on Kaggle, and performance evaluation metrics are selected as F1-Score, MCC, and Recall, along with Accuracy and Precision.

3 Deep Squeezed-Boosted and Ensemble Learning (DSBEL) Framework

The proposed novel approach comprised of developed a new deep CNN named the Squeezed-Boosted Boundary-Region Split-Transform-Merge SB-BR-STM and ensemble classifiers. The proposed IoT malware detection scheme is comprised of three arrangement schemes: (1) the proposed SB-BR-STM CNN and (2) the DSBEL framework, and (3) evaluating the existing CNNs. The existing customized CNN is used as both learned from scratch and as fine-tuned TL using IOT_Malware dataset. Moreover, data

augmentation has been performed to improve learning and generalization..

Figure 2 is the graphical view of the overall framework.

3.1 Data Augmentation

The models of CNN perform better for a large number of labeled data and perform better in generalization. Sometimes, the data points are different from the network requirements. Data augmentation is the process through which the data points are arranged according to the network requirement by image transformations [25], which includes image rotation (0-360 degrees), image scaling (0.5 -1), shearing (-0.5, +0.5), image transformation (grayscale to RGB and vice versa), and reflection (in the right and left direction). Making the data set more robust and generalizing it to a network can be done with the help of the augmentation process.

3.2 Proposed SB-BR-STM CNN

In this work, a new deep SB-BR-STM CNN is developed to detect IoT Malware images. The channels are initially systematically split and employ Region-Edge and dilated convolutional operations. Consequently, the channels are squeezed and merged and further fed into fully connected layers. The channels are split into four multi-paths and squeezed to preserve the reduced maps, then boosted after merging for getting diverse feature-maps. The novel channel S.B. approach incorporated at STM block in a newly modified fashion for capturing minor texture and contrast variation of malicious patterns. The idea of S.B. is employed on the channel at the abstract, mid, and final levels.

Three STM-based blocks are implemented systematically and have the same topology in the proposed SB-BR-STM. Four dilated convolutional blocks constitute the architecture of the SB-BR-STM, as presented by equation 1. Each block applies the average-pooling and max-pooling operations methodically to preserve the region and boundary pattern [26], as organized by equations (2-3). These operations help efficiently assess region homogeneity inside the infected region and determine boundaries, edges, and textural variations.

$$W_{s,t} = \sum_{x=1}^j \sum_{y=1}^k w_{s+x-l, t+y-l} * u_{x,y} \quad (1)$$

$$W_{s,t}^{avg} = \frac{1}{m^2} \sum_{x=1}^m \sum_{y=1}^m w_{s+x-l, t+y-l} \quad (2)$$

$$W_{s,t}^{max} = \max_{x=1, \dots, m, y=1, \dots, m} w_{s+x-l, t+y-l} \quad (3)$$

In equation 1, w represents the input feature map having a dimension of s, t, and u represents the filter having size x, y. the acquired feature vector sorts from the lower level (1) to the upper level (s+x-1) and (t+y-1). The average and max pooling having m size window are represented in Equations (2-3). As depicted in equation 4, channel S.B. operation is improved at every convolutional block (B, C, and D, E) for learning diverse infected feature sets. For attaining diverse feature maps, B & C blocks are produced by TL On the other hand, training from scratch Blocks is D & E. Dimensions of each channel of SB convolutional STM. block are 32-128, 64-256, and 128-512, respectively [56]. The main application of TL is solving the problem of the target domain by learning the network from the source domain to achieve better performance. Moreover, homogenous operations control distorted regions and outliers in the acquisition of input images [27]. And for achieving optimal features and reducing connection intensity, the boosted channel is processed in block F.

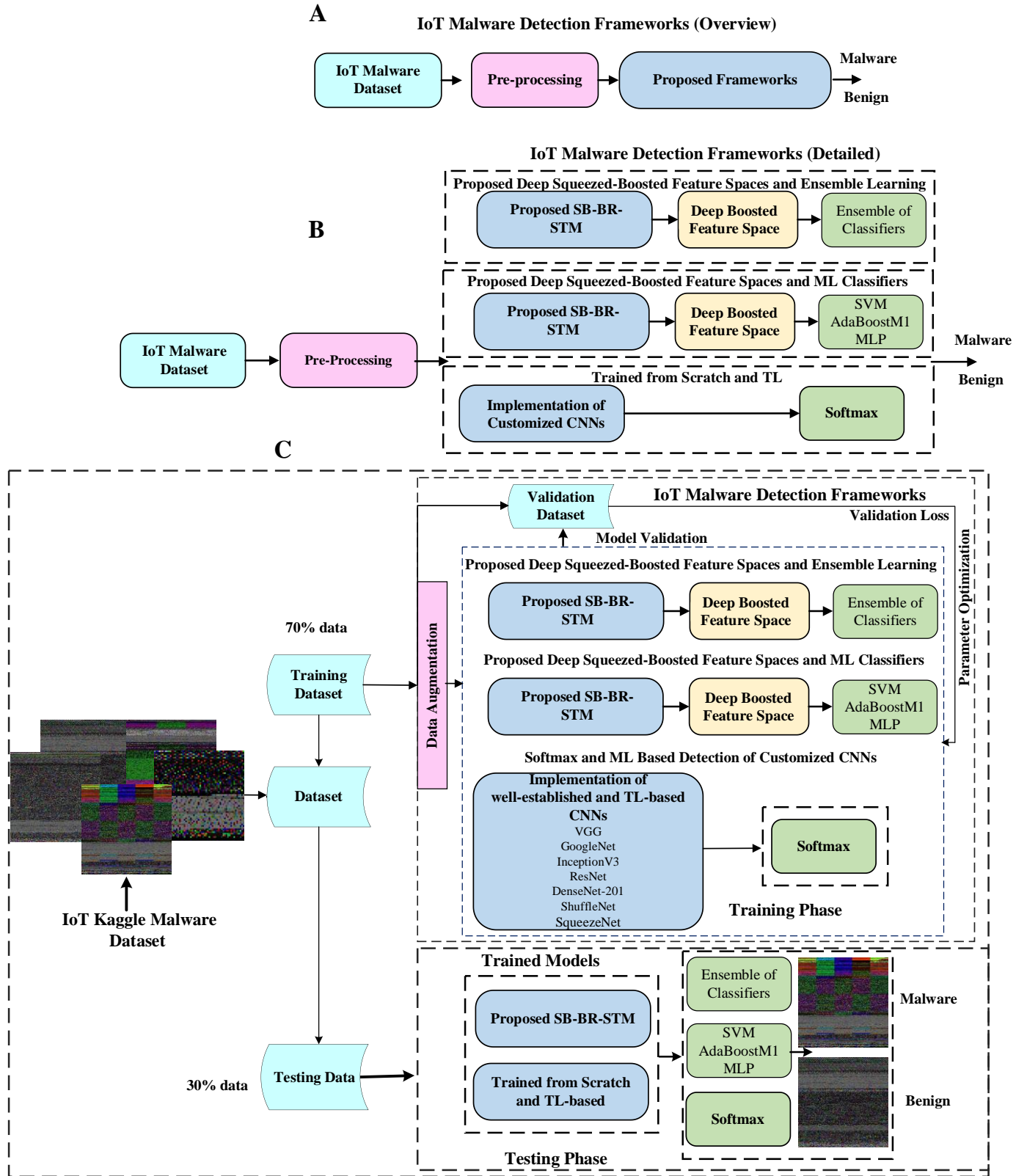


Figure 2: The Proposed Malware Detection Framework.

$$W_{Boosted} = a(w_b/w_c/w_d/w_e) \quad (4)$$

$$W = \sum_P^p \sum_Q^q Z_p W_{Boosted} \quad (5)$$

$$\sigma(w) = \frac{e^{x_i}}{\sum_{i=1}^c e^{x_c}} \quad (6)$$

Wd and We are the original blocks of D and E channels, respectively, as shown in equation (4). Similarly, Wb and Wc are depicted as auxiliary block A and C channels generated using TL, respectively. Then, a(.) operation will concatenate the original and auxiliary channels. Additionally, dropout layer is used to reduce overfitting and achieve target-specific features. Z_p represents neuron in equation 5. The proposed CNN is represented diagrammatically in Figure 3.

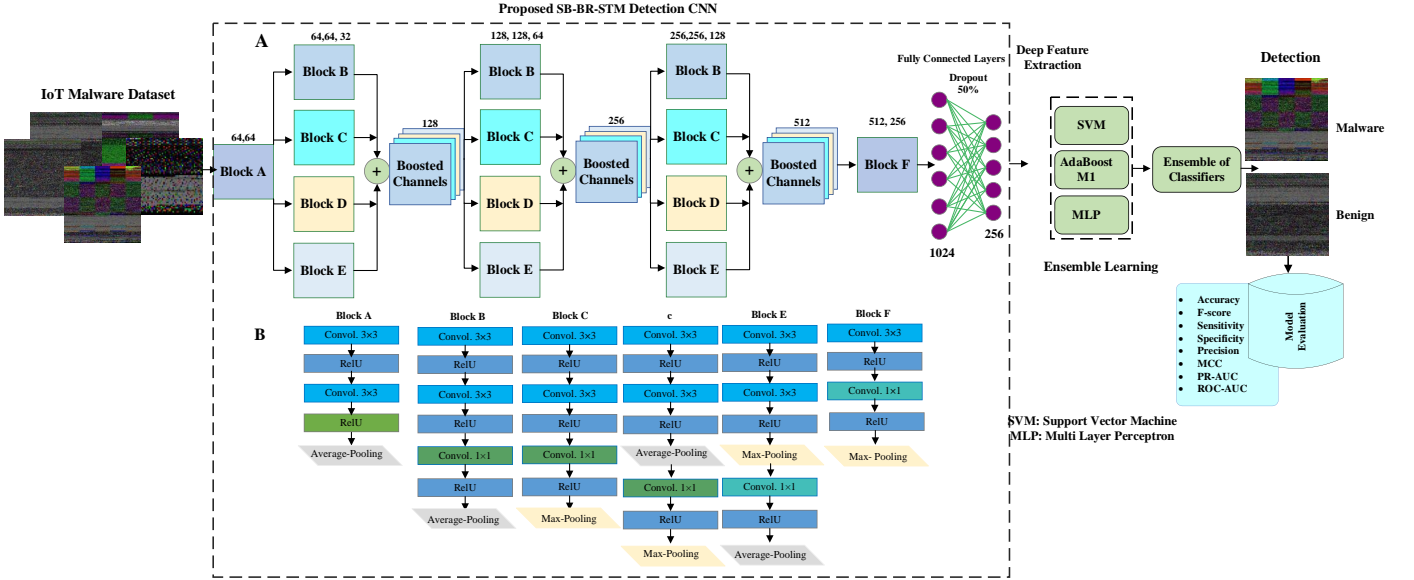


Figure 3: The Proposed DSBEL Framework Comprised of Deep SB-BR-STM CNN.

3.3 Significance of Using an Auxiliary Channel

Improvements in the representative capacity of the developed CNN are possible by adding auxiliary channels. These channels are generated using TL-based deep CNN, and for getting prominent feature maps, squeezed at each STM block and merged at different initial, mid, and high levels. The prominent and diverse channels are learned from different CNN, as shown in the blocks, and concatenated at the next level, which helps in improving image information locally and globally. S.B.-based deep CNN learns complex malicious patterns.

3.4 Ensemble ML Classifiers

In the proposed DSBEL framework, Deep-boosted feature space based on the developed SB-BR-STM is fed to ensemble classifiers to detect infected images. The DSBEL framework is applied to acquire a Deep-boosted feature vector and fed into a voting-based ensemble ML classifier. The ensemble ML classifier will take the feature space and detect the infected images by the majority-voting-based method.

The boosted feature vectors are extracted from the proposed SB-BR-STM of diverse channels and fed into the ensemble classifier, as defined in equation (6). Mainly three ML classifiers are used, SVM, MLP. [28], and AdaBooSTM1 [29], having the activation functions $f_{SVM}(\cdot)$, $f_{MLP}(\cdot)$, and $f_{AdaBoost}(\cdot)$ as shown in equation (7-10). Optimal hyper-parameters are selected during the training of the proposed CNN, which helps reduce training error and minimizes empirical risk [61]. Moreover, ML classifiers aim to reduce test errors of training set by fixed distribution, exploiting the minimal operational principle and providing generalization.

$$h_{MLP} = f_{MLP}(w) \quad (7)$$

$$h_{SVM} = f_{SVM}(w) \quad (8)$$

$$h_{AdaBoost} = f_{AdaBoost}(w) \quad (9)$$

$$h_{final} = f_{Ensemble}(f_{MLP}(w), f_{SVM}(w), f_{AdaBoost}(w)) \quad (10)$$

Encouragement towards combining multiple feature vectors into a single information feature vector and performance improvement aspires from ensemble learning. Also, the unsatisfactory performance risk is avoided by using the extracted feature vectors from a single model. Depending upon the fusion level, applicability can be on classifier ensemble and feature boosting. Boosted feature sets are implicated by the featured ensemble and will feed to the ML classifier to acquire final vectors. On the other hand, the integration of the decision from multiple ML classifiers by the ensemble classifier voting strategy is shown in equation (10). Both features boosting and ensemble classifier techniques have been used in the proposed DSBEL framework.

3.5 Customized CNN Utilization

Many of the current CNN are adopted for detecting malware in IoT and android-based systems [30–32]. The additional layers modify the abstract and final layers of the existing CNN for the requirements of the input and target-class dimension in the dataset. In the train-from-scratch phenomenon, the model learns by backpropagating the weights and updating it concerning errors as initial weights are assigned randomly. And on the other hand, in the TL techniques, models use pre-trained weights for the convolution layers for convergence improvement. As mentioned, we have also adopted the effectiveness of TL for deriving the parameters of the modified prior CNN designed to capture the target-domain characteristics mostly for the malware dataset from the acquired ImageNet trained weights filters.


4 Experimental Setup

4.1 Dataset


For detecting malware in IoT using deep CNN, all the packets entering the network are represented in the image form because CNN networks are processing the images effectively. The main advantage of image representation is efficiently processing the image and applying it to the trained CNN model to detect malware intrusion. The IOT_Malware dataset is used in this research for training the model [13] IoT-Malware utilizes Byte Sequences of Executable Files [33]. The IOT_Malware dataset consists of two directories: a benign directory containing 2486 images and a malware directory comprising 1473 images. The directory distribution is mentioned in Table 1, and the imagery is represented in Figure 4.

4.2 Implementation Detail

The ratio was 70:30% of the data set for training and testing the proposed architecture. Moreover, on the training set, hold-out-validating is performed during the model training at 80:20%. To examine the robustness of the model, this hold-out cross-validation was conducted. All the optimized parameters are selected for validating the model. Table 2 shows the details selected for the model training. MATLAB 2022b using as a tool for developing customized CNNs. NVIDIA GPU GeForce GTX-T dell computer has 32 G.B. of RAM and was used for experimentations. Roundabout 2-4 hours ~ 1-each CNN took 10 minutes/epoch during the training.



a)



b)

Figure 4: IOT_Malware Visual Representation (a) Malware (b) Benign Ware Images.

Table 1: Benchmark IOT_Malware Dataset Details

Properties	Description
Total	3,959 images
Benign ware	2,486 images
Malware	1,473 images
Train and validation (70%)	(1741, 1032)
Test (30 %)	(745, 441)

Table 2: Hyperparameters for Training CNNs

Hyper Parameters	Values
Learning	10^{-3}
Epochs	20
Optimizer	S.G.D.
Batch Dim.	16
Momentum	0.950

4.3 Performance Evaluation Metrics

Standard performance metrics were used to evaluate the customized CNNs and proposed SB-BR-STM. These metrics are depicted in Table 3, along with the mathematical explanation. In the classification metrics, Accuracy, F1-Score, and Precision or Sensitivity are included along with True Positive (TP), True Negative (TN), False Positive (FP), and False Negative (FN). Equations (7-11) represent Accuracy, Precision, Sensitivity, MCC, and F1-Score, respectively. We used Accuracy, Precision, and F1-Score as optimizing metrics for classification in the experimental setup.

Table 3: Details of the Assessment Metrics

Metric Symbol	Description
Accuracy	Count accuracy in the percentage of the infected points
Precision	Count how precise the model is, which is the ratio of predicted infected points to the total infected points
Recall / Sensitivity	Count recall, the proportion of the correctly identified infected points and benign points
MCC	Mathews Correlation Coefficient
TP	Predicted Correctly Infected Points
TN	Predicted Correctly Benign Points
FP	Predicted Incorrectly Infected Points
FN	Mispredicted Benign Points

$$Accuracy = \frac{Predicted\ Infected\ points + Predicted\ Benign\ Points}{Total\ Points} \times 100 \quad (7)$$

$$Precision = \frac{Predicted\ Infected\ Points}{Predicted\ Infected + Incorrectly\ Predicted\ Infected} \times 100 \quad (8)$$

$$Sensitivity = \frac{Predicted\ Infected\ Points}{Total\ Infected\ Points} \times 100 \quad (9)$$

$$MCC = \frac{(TP \times TN) - (FP \times FN)}{\sqrt{(TP + FP) \times (FP + FN) \times (TN + FP) \times (TN + FN)}} \quad (10)$$

$$F - Score = 2 \times \frac{Pre \times Rec}{Pre + Rec} \quad (11)$$

5 Results and Discussion

This research presents a novel DSBEL framework and SB-BR-STM CNN for discriminating malware-infected images and benign images in IoT networks. IOT_Malware data set is used to train and validate the proposed network model. This research also evaluates the existing customized state-of-the-art networks and compares the performance with the novel DSBEL framework. Customizing of the existing CNN is incorporated in a modified fashion and implemented using both trains from scratch and Transfer Learning basis. Standard performance measures are used to evaluate the malware detection framework and are shown in

Table 4 and Table 5 for both trained from scratch and using TL, respectively. Table 6 shows the results of the machine learning classifiers and ensemble classifiers.

5.1 Performance Analysis of the Proposed DSBEL Framework

5.1.1 The Proposed SB-BR-STM

Standard imbalance IOT_Malware dataset is used to evaluate the proposed DSBEL performance using standard metrics, Accuracy, F1-score, and MCC. A data augmentation

technique was applied to images to increase the learning of the models, and ensemble ML classifiers (SVM, MLP., AdaBooSTM1) are used to detect malicious files, which helped improve the trained model's robustness and generalization. Prediction of the malware in the infected network using the proposed SB-BR-STM showing significant improvements over the traditional networks. In the malware images, textural variation is better explored using the SB-BR-STM by systematically using information related to edge and boundary. Extracting features with different granularity is done using the splitting channel SB and merge technique. The TL concepts and STM incorporated improved the performance of the developed SB-BR-STM compared to the existing CNNs. Significance performance is quantified using the MCC, F1-score, AUC-ROC, Accuracy, Precision, and Recall reported in the current study.

5.1.2 Customized CNN

The existing CNN is customized and compared to its performance with the proposed SB-BR-STM, as shown in Table 4. Training the customized existing models using both training from scratch and Transfer Learning is shown in Table 4 and Table 5. From the tables, it can be better analyzed that the models trained using TL perform better than training from scratch. The performance gain of our proposed model and the existing networks using TL are (0.52-1.04) % Accuracy, (1.98-7.28) % F1-Score, (0.86-3.69) % MCC, (2.89-10.89) % Sensitivity and (0.36-2.61) % of Precision.

5.1.3 Proposed Boosted and Ensemble Learning Framework

The employed framework is a hybrid learning-based strategy in which the proposed CNN extracts features with the addition of strong ML classifiers. We extracted a deep feature vector from the proposed boosted deep CNN at the end layer and fed it into the ensemble ML competitive classifiers: SVM, MLP, and AdaBoostM1. A diverse decision feature space is obtained using the three classifiers and boosted deep feature spaces. Consequently, the boosted features are generated by integrating all these deep features, which maximizes the diversity of feature space, and the discrimination ability of the ML classifier enhances by an ensemble of ML classifiers.

Feature maps are effectively obtained from our proposed model and further fed into the ensemble classifiers (SVM, MLP., and AdabooSTM1) to detect malware in the network packets. Table 6 and Figure 7 shows that selected ML classifiers apply one by one and observe the model performance. After that, a majority of voting-based Ensemble ML classifiers are applied, which shows better performance due to the ensemble technique. The architecture's performance assessment measures Accuracy, Recall, Precision, F-score, and MCC. SB-STM effectiveness is evaluated in the last of the experiment for the proposed SB-BR-STM. Performance gain as (1.01-3.71) % Accuracy, (2.58-7.72) % F1-Score, (2.01-5.43) % MCC, (3.22-12.89) % Sensitivity, and (0.73-2.22) % of precision is showing the significant improvements of the proposed SB-BR-STM in the malware detection systems, as depicts in Table 4 and Figure 7.

5.2 Detection Analysis

Detection and precision rate are the main assessment metrics of the effectiveness of a malware detection architecture. Figure 5 shows the detection performance of existing models and compares them with the model proposed in this research using Accuracy, F1-score, and MCC. The comparison illustrated good Precision by some existing

customized models with low Recall. Figure 6 shows the performance gain ranging from minimum to maximum and a comparison with the existing standard CNN architectures. Table 4 and Table 6 depicts the summarized results of the proposed SB-BR-STM and DSBEL.

Table 4: Performance Measurements of the Proposed SB-BR-STM. With the Existing Models Using Trained From Scratch

Models	Accuracy %	F1-Score	MCC	Recall	Precision
SqueezeNet	93.47	86.76	79.14	78.26	97.34
ShuffleNet	94.72	89.30	80.90	82.68	97.08
Inceptionv3	94.89	89.11	80.91	82.28	97.17
VGG-16	95.38	90.14	81.29	84.29	96.86
ResNet-50	95.62	90.84	81.79	85.70	96.64
GoogleNet	95.93	91.72	82.21	87.93	95.85
DenseNet201	96.17	91.90	82.56	87.93	96.25
Proposed SB-BR-STM	97.18	94.48	84.57	91.15	98.07

Table 5: Performance Measurements of SB-BR-STM with the Existing Models Training Using TL

Models	Accuracy %	F1-Score	MCC	Recall	Precision
SqueezeNet	96.14	87.20	80.88	80.26	95.46
ShuffleNet	96.33	91.45	81.35	87.72	95.52
Inceptionv3	96.47	91.71	81.95	86.80	97.20
VGG-16	96.58	91.31	82.51	86.23	97.02
ResNet-50	96.58	91.41	83.11	86.04	97.49
GoogleNet	96.60	91.94	83.44	86.82	97.71
DenseNet201	96.66	92.50	83.71	88.26	97.17

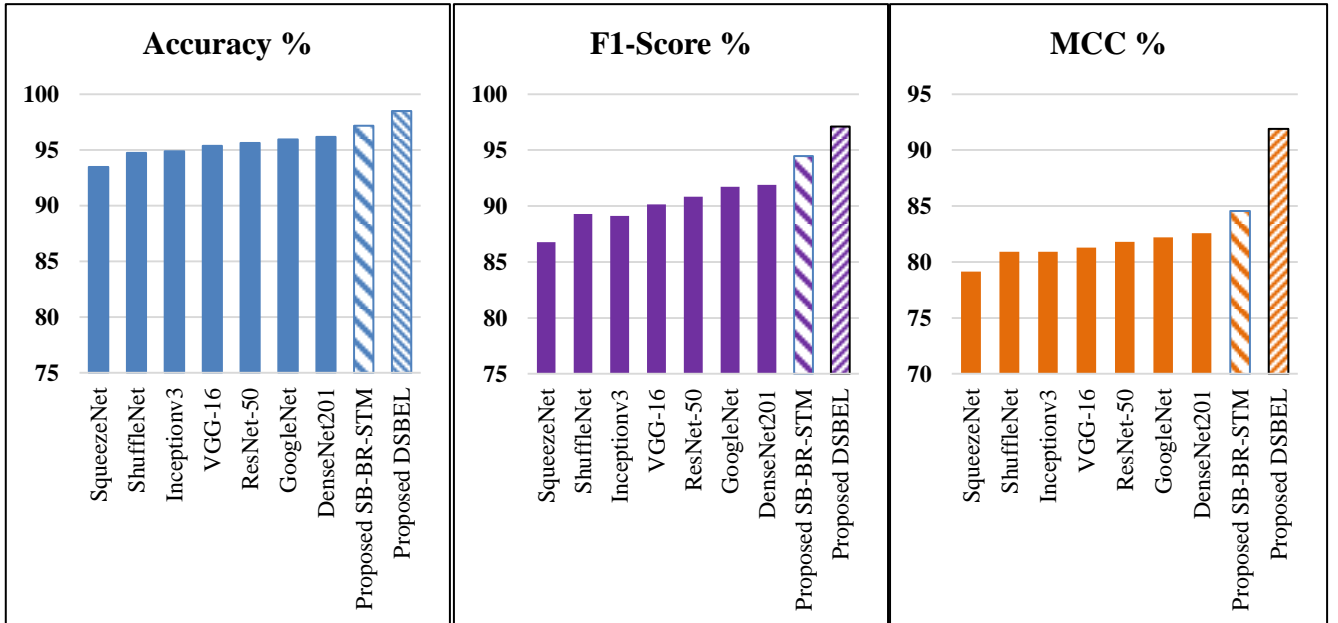


Figure 5: Comparative analysis of existing CNNs VS Proposed SB-BR-STM and DSBEL

Table 6: Performance Analysis of the Proposed Hybrid Frameworks

Classifier	Accuracy %	F1-Score	Precision	MCC	Recall	AUC-ROC
SVM	97.71	91.87	99.80	85.88	85.11	98.83
MLP	97.79	92.72	99.61	87.11	86.72	99.18
AdabooSTM1	97.91	99.46	99.14	89.73	90.14	99.46
Ensemble (SVM-MLP)	98.13	95.71	99.09	93.89	92.56	99.48
DSBEL (SVM- MLP- AdabooSTM1)	98.50	97.12	98.42	91.91	95.97	99.51

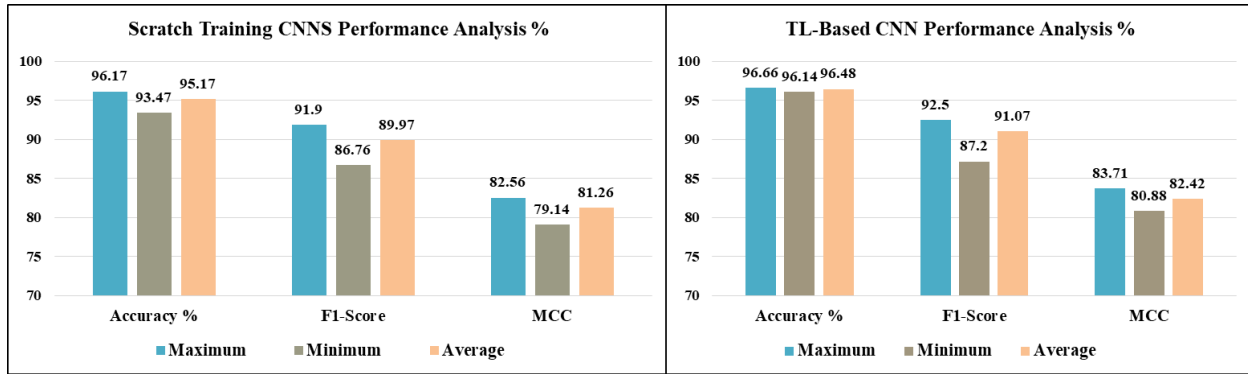


Figure 6: Performance analysis of the existing CNNs.

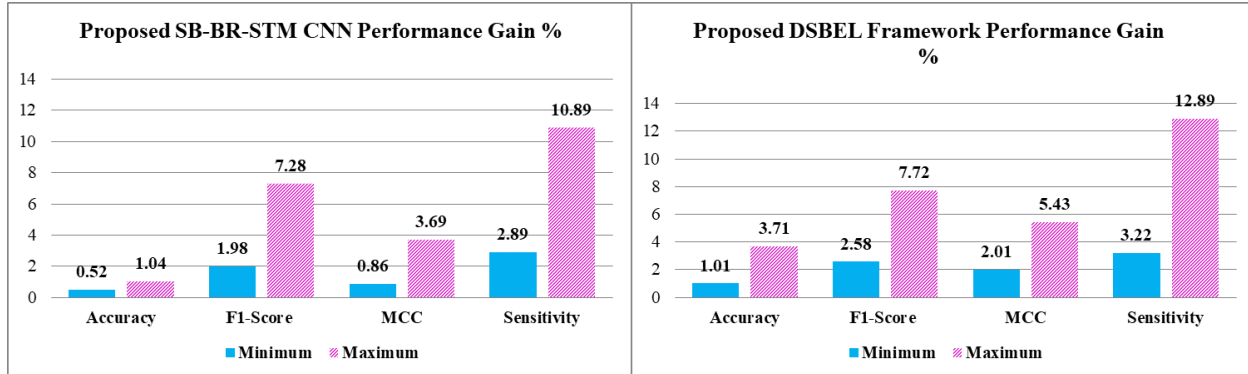


Figure 7: Performance Improvements of the Proposed SB-BR-STM CNN and DSBEL Framework.

5.3 Feature Space-Based Analysis

The decision-making of the image is benign or malicious in the proposed model and can be better analyzed through feature space visualization. Prominent visual features and better discrimination factors of the models are associated, which helps to lower the variance and improves the learning rate of the model. Figure 8 and Figure 9 show the proposed SB-BR-STM and DSBEL principal components of feature space visualization. IoT malware features are extracted at different levels by channel squeezed and boosted techniques in STM blocks. Moreover, by incorporating channel concatenation, STM boosted the reduced prominent features. An upgrade in identifying distinct and diverse features is shown by visualization for the developed DSBEL and improved detection rate of the IoT malware files.

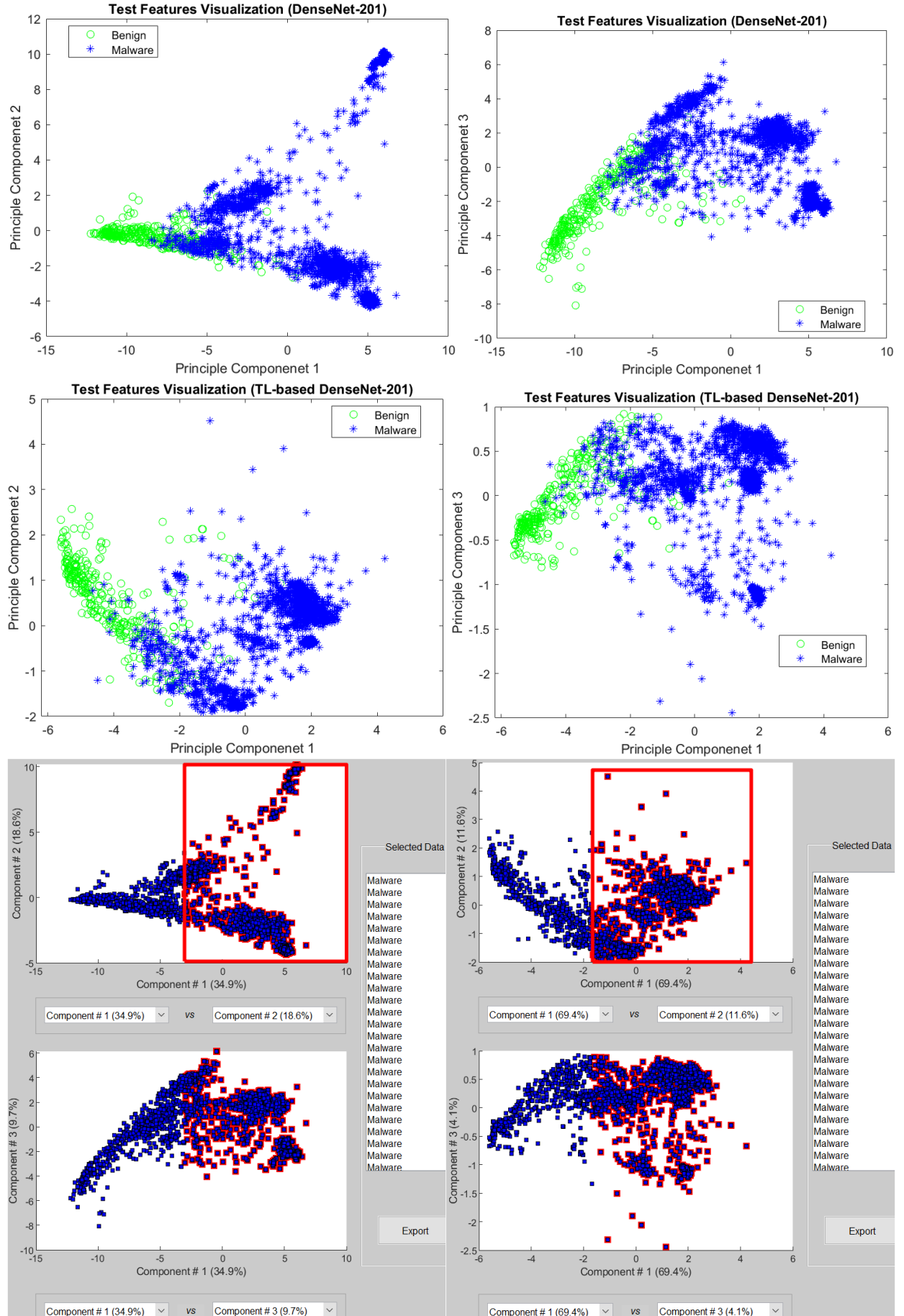


Figure 8: Feature visualization PC1, PC2, and PC3 on the best Performing in Existing CNN (DenseNet-201).

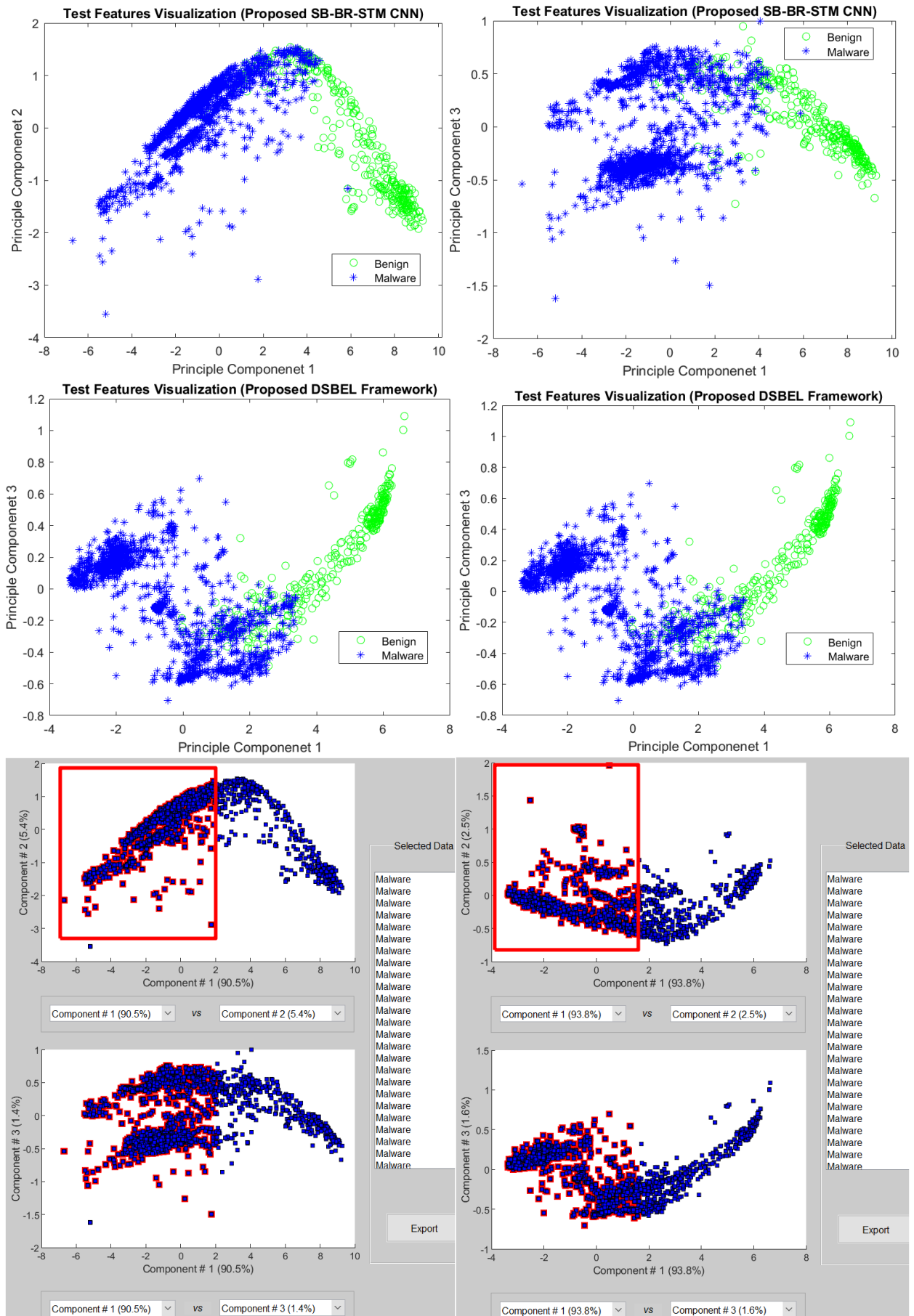


Figure 9: Feature visualization PC1, PC2, and PC3 for the Proposed DSBEL and SB-BR-STM CNN.

5.4 ROC and PR-curve Analysis

These are the graphical representation of the classifier's capability of discriminating at all the possible values dimension. The optimum detection cut-off of a classifier can significantly access by the ROC curve [34]. Figure 10 shows the visualized results using the ROC curve with malware images as positive class detection organized by AUC. High values of AUC show the low false positive of the proposed framework with greater sensitivity and considerable performance in the filtration of the malware-infected network.

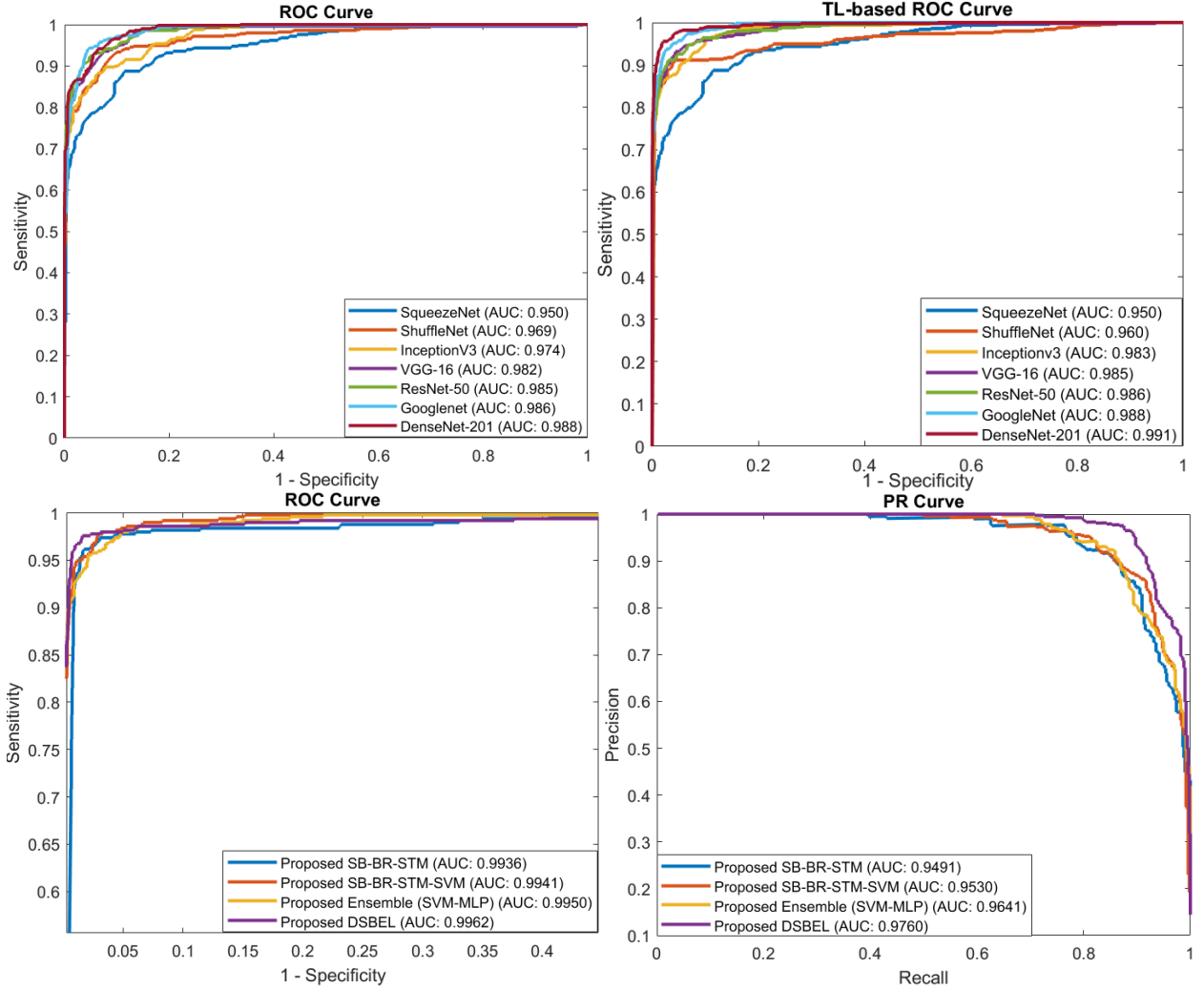


Figure 10: ROC and PR curves for the Developed SB-BR-STM CNN and DSBEL Framework contrasts Existing CNNs.

6 Conclusion

Malware detection is useful for the timely detection of malicious activity and suggests methods for future early detection and mitigation. In this regard, we have introduced a deep DSBEL framework that assembles the developed SB-BR-STM's boosted features and ensemble classifiers to detect malware-attacked packets in the IoT network. The SB-BR-STM comprises the STM blocks that employ TL-based SB ideas and global-boundary and local-regional operations to preserve diverse and boosted features. Moreover, ensemble learning is used to detect malware patterns based on the obtained features from SB-BR-STM for better discrimination and generalization of the DSBEL framework. The proposed novel hybrid framework is empirically assessed and shows prominent

performance with an Accuracy of 98.50%, F1-Score of 97.12%, Recall of 95.97 %, and Precision of 98.42 %. The proposed DSBEL framework may be proficient enough to find attacks of cross platforms malware and stringent environments. The malware includes certain similarities in either forum, and these similar features can help in their identification and detection. In the future, online and android malware detection can be performed with the help of a robust DSBEL framework for real-time realization.

References

1. Madakam S, Ramaswamy R, Tripathi S. Internet of Things (IoT): A Literature Review. *J Comput Commun* [Internet]. 2015;03:164–73. Available from: <http://www.scirp.org/journal/doi.aspx?DOI=10.4236/jcc.2015.35021>
2. Vuran MC, Salam A, Wong R, Irmak S. Internet of underground things in precision agriculture: Architecture and technology aspects. *Ad Hoc Networks* [Internet]. 2018;81:160–73. Available from: <http://eprints.laancs.ac.uk/48376/%5Cnhttp://dx.doi.org/10.1002/zamm.19630430112%0Ahttp://www.sciencedirect.com/science/article/pii/S0160738315000444%0Ahttp://www.ncbi.nlm.nih.gov/pubmed/25926610%5Cnhttp://www.pubmedcentral.nih.gov/articlerender.fcgi?arti>
3. Zafar MM, Rauf Z, Sohail A, Khan AR, Obaidullah M, Khan SH, et al. Detection of tumour infiltrating lymphocytes in CD3 and CD8 stained histopathological images using a two-phase deep CNN. *Photodiagnosis Photodyn Ther* [Internet]. 2022;37:102676. Available from: <https://doi.org/10.1524/9783486991321-063>
4. Riazul Islam SM, Daehan Kwak, Humaun Kabir M, Hossain M, Kyung-Sup Kwak. The Internet of Things for Health Care: A Comprehensive Survey. *IEEE Access* [Internet]. 2015;3:678–708. Available from: <http://ieeexplore.ieee.org/document/7113786/>
5. Zahoor MM, Qureshi SA, Bibi S, Khan SH, Khan A, Ghafoor U, et al. A New Deep Hybrid Boosted and Ensemble Learning-Based Brain Tumor Analysis Using M.R.I. *Sensors* [Internet]. 2022;22:2726. Available from: <https://www.mdpi.com/1424-8220/22/7/2726>
6. Khan SH. COVID-19 Detection and Analysis From Lung CT Images using Novel Channel Boosted CNNs. 2022; Available from: <http://arxiv.org/abs/2209.10963>
7. Iyer B, Patil N. IoT enabled tracking and monitoring sensor for military applications. *Int J Syst Assur Eng Manag* [Internet]. 2018;9:1294–301. Available from: <http://link.springer.com/10.1007/s13198-018-0727-8>
8. Qamar S, Khan SH, Arshad MA, Qamar M, Gwak J, Khan A. Autonomous Drone Swarm Navigation and Multitarget Tracking With Island Policy-Based Optimization Framework. *IEEE Access* [Internet]. 2022;10:91073–91. Available from: <https://ieeexplore.ieee.org/document/9868790/>
9. Mikhalevich IF, Trapeznikov VA. Critical Infrastructure Security: Alignment of Views. 2019 *Syst Signals Gener Process F Board Commun* [Internet]. IEEE; 2019. p. 1–5. Available from: <https://ieeexplore.ieee.org/document/8706821/>
10. Ngo Q-D, Nguyen H-T, Le V-H, Nguyen D-H. A survey of IoT malware and detection methods based on static features. *I.C.T. Express* [Internet]. 2020;6:280–6. Available from: <https://linkinghub.elsevier.com/retrieve/pii/S2405959520300503>
11. Vignau B, Khoury R, Hallé S, Hamou-Lhadj A. The evolution of IoT Malwares, from 2008 to 2019: Survey, taxonomy, process simulator and perspectives. *J Syst Archit* [Internet]. 2021;116:102143. Available from: <https://linkinghub.elsevier.com/retrieve/pii/S1383762121001053>
12. Asam M, Hussain SJ, Mohatram M, Khan SH, Jamal T, Zafar A, et al. Detection of exceptional malware variants using deep boosted feature spaces and machine learning. *Appl. Sci.* 2021.
13. Asam M, Khan SH, Akbar A, Bibi S, Jamal T, Khan A, et al. IoT malware detection architecture using a novel channel boosted and squeezed CNN. *Sci Rep* [Internet]. 2022;12:15498. Available from: <https://www.nature.com/articles/s41598-022-18936-9>
14. Bendiab G, Shiaeles S, Alruban A, Kolokotronis N. IoT Malware Network Traffic Classification using Visual Representation and Deep Learning. 2020 6th IEEE Conf Netw Softwarization [Internet]. IEEE; 2020. p. 444–9. Available from: <https://doi.org/10.1524/9783486991321-063>
15. Su J, Danilo Vasconcellos V, Prasad S, Daniele S, Feng Y, Sakurai K. Lightweight

-
- Classification of IoT Malware Based on Image Recognition. 2018 IEEE 42nd Annu Comput Softw Appl Conf [Internet]. IEEE; 2018. p. 664–9. Available from: <https://ieeexplore.ieee.org/document/8377943/>
16. Ren Z, Wu H, Ning Q, Hussain I, Chen B. End-to-end malware detection for android IoT devices using deep learning. *Ad Hoc Networks* [Internet]. 2020;101:102098. Available from: <https://linkinghub.elsevier.com/retrieve/pii/S1570870519310984>
17. Hussain SJ, Ahmed U, Liaquat H, Mir S, Jhanjhi N, Humayun M. IMIAD: Intelligent Malware Identification for Android Platform. 2019 Int Conf Comput Inf Sci [Internet]. IEEE; 2019. p. 1–6. Available from: <https://ieeexplore.ieee.org/document/8716471/>
18. Shafiq M, Tian Z, Bashir AK, Du X, Guizani M. CorrAUC: A Malicious Bot-IoT Traffic Detection Method in IoT Network Using Machine-Learning Techniques. *IEEE Internet Things J* [Internet]. 2021;8:3242–54. Available from: <https://ieeexplore.ieee.org/document/9116932/>
19. Zhang Y, Yang Y, Wang X. A Novel Android Malware Detection Approach Based on Convolutional Neural Network. *Proc 2nd Int Conf Cryptogr Secur Priv* [Internet]. New York, NY, U.S.A.: A.C.M.; 2018. p. 144–9. Available from: <https://dl.acm.org/doi/10.1145/3199478.3199492>
20. Xu K, Li Y, Deng RH, Chen K. DeepRefiner: Multi-layer Android Malware Detection System Applying Deep Neural Networks. 2018 IEEE Eur Symp Secur Priv [Internet]. IEEE; 2018. p. 473–87. Available from: <https://ieeexplore.ieee.org/document/8406618/>
21. Cozzi E, Graziano M, Fratantonio Y, Balzarotti D. Understanding Linux Malware. 2018 IEEE Symp Secur Priv [Internet]. IEEE; 2018. p. 161–75. Available from: <https://ieeexplore.ieee.org/document/8418602/>
22. Palla TG, Tayeb S. Intelligent Mirai Malware Detection in IoT Devices. 2021 IEEE World A.I. IoT Congr [Internet]. IEEE; 2021. p. 0420–6. Available from: <https://ieeexplore.ieee.org/document/9454215/>
23. Minn Y, Pa P, Suzuki S, Yoshioka K, Matsumoto T, Kasama T, et al. IoTPOT: Analysing the Rise of IoT Compromises.
24. Naeem H, Ullah F, Naeem MR, Khalid S, Vasan D, Jabbar S, et al. Malware detection in industrial internet of things based on hybrid image visualization and deep learning model. *Ad Hoc Networks* [Internet]. 2020;105:102154. Available from: <https://linkinghub.elsevier.com/retrieve/pii/S1570870519306948>
25. Shorten C, Khoshgoftaar TM. A survey on Image Data Augmentation for Deep Learning. *J Big Data* [Internet]. SpringerOpen; 2019 [cited 2022 Dec 8];6:1–48. Available from: <https://journalofbigdata.springeropen.com/articles/10.1186/s40537-019-0197-0>
26. Khan SH, Shah NS, Nuzhat R, Majid A, Alquhayz H, Khan A. Malaria parasite classification framework using a novel channel squeezed and boosted CNN. *Microscopy* [Internet]. 2022;71:271–82. Available from: <https://academic.oup.com/jmicro/article/71/5/271/6594948>
27. Khan SH, Khan A, Lee YS, Hassan M, Jeong WK. Segmentation of shoulder muscle M.R.I. using a new Region and Edge based Deep Auto-Encoder. *Multimed Tools Appl* [Internet]. 2022; Available from: <https://link.springer.com/10.1007/s11042-022-14061-x>
28. Gardner M., Dorling S. Artificial neural networks (the multilayer perceptron)—a review of applications in the atmospheric sciences. *Atmos Environ* [Internet]. 1998;32:2627–36. Available from: <https://linkinghub.elsevier.com/retrieve/pii/S1352231097004470>
29. Schapire RE. Explaining adaboost. *Empir Inference Festschrift Honor Vladimir N Vapnik* [Internet]. Springer Berlin Heidelberg; 2013 [cited 2022 Nov 1];37–52. Available from: https://link.springer.com/chapter/10.1007/978-3-642-41136-6_5
30. Mahmood R, Mirzaei N, Malek S. EvoDroid: segmented evolutionary testing of Android apps. *Proc 22nd ACM SIGSOFT Int Symp Found Softw Eng* [Internet]. New York, NY, U.S.A.: A.C.M.; 2014. p. 599–609. Available from:

<https://dl.acm.org/doi/10.1145/2635868.2635896>

31. Vidas T, Tan J, Nahata J, Tan CL, Christin N, Tague P. A5 automated analysis of adversarial android applications. Proc 4th A.C.M. Work Secur Priv Smartphones Mob Devices [Internet]. New York, NY, U.S.A.: A.C.M.; 2014. p. 39–50. Available from: <https://dl.acm.org/doi/10.1145/2666620.2666630>
32. Khan A, Sohail A, Zahoor U, Qureshi AS. A survey of the recent architectures of deep convolutional neural networks. Artif Intell Rev. 2020;1–68.
33. Wan T-L, Ban T, Lee Y-T, Cheng S-M, Isawa R, Takahashi T, et al. IoT-Malware Detection Based on Byte Sequences of Executable Files. 2020 15th Asia Jt Conf Inf Secur [Internet]. IEEE; 2020. p. 143–50. Available from: <https://ieeexplore.ieee.org/document/9194120/>
34. Hajian-Tilaki K. Receiver operating characteristic (R.O.C.) curve analysis for medical diagnostic test evaluation. Casp. J. Intern. Med. 2013. p. 627–35.