

# Rollout Algorithms and Approximate Dynamic Programming for Bayesian Optimization and Sequential Estimation

by

Dimitri Bertsekas <sup>†</sup>

## Abstract

We provide a unifying approximate dynamic programming framework that applies to a broad variety of problems involving sequential estimation. We consider first the construction of surrogate cost functions for the purposes of optimization, and we focus on the special case of Bayesian optimization, using the rollout algorithm and some of its variations. We then discuss the more general case of sequential estimation of a random vector using optimal measurement selection, and its application to problems of stochastic and adaptive control. We distinguish between adaptive control of deterministic and stochastic systems: the former are better suited for the use of rollout, while the latter are well suited for the use of rollout with certainty equivalence approximations. As an example of the deterministic case, we discuss sequential decoding problems, and a rollout algorithm for the approximate solution of the Wordle and Mastermind puzzles, recently developed in the paper [BBB22].

## 1. BAYESIAN OPTIMIZATION

In this paper, we consider a dynamic programming (DP) formulation of the problem of estimating an  $n$ -dimensional random vector  $\theta = (\theta_1, \dots, \theta_n)$ , using optimal sequential selection of observations, which are based on feedback from preceding observations. We discuss the use of reinforcement learning (RL) algorithms for solution, and rollout algorithms in particular. We will initially focus on the case of Bayesian optimization, particularly one involving a Gaussian process. The ideas extend more generally, as we will discuss in Section 4. The sequential estimation problem also arises in adaptive control formulations involving the optimal selection of both controls and observations to estimate the model parameters, as we explain in Section 5. As an example we discuss sequential decoding, whereby we search for a hidden code word by using a sequence of queries, in the spirit of the Wordle puzzle and the family of Mastermind games.

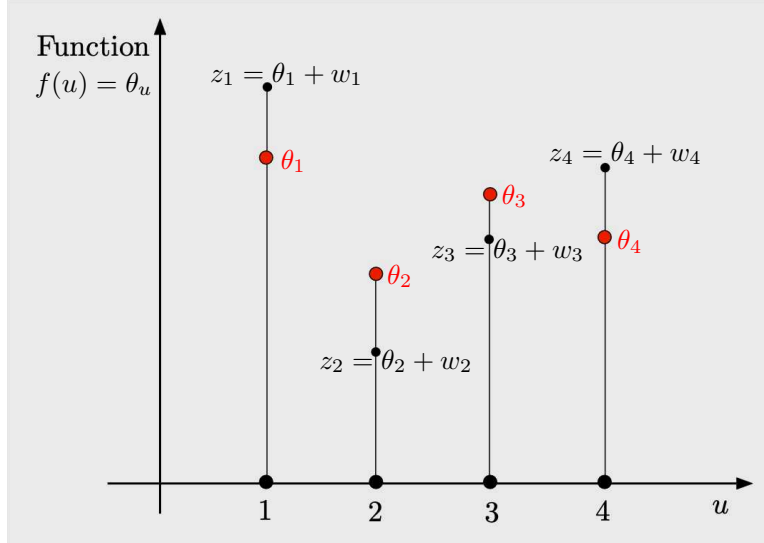
---

<sup>†</sup> Fulton Professor of Computational Decision Making, School of Computing and Augmented Intelligence, Arizona State University, Tempe, AZ.

We will now discuss a DP framework for Bayesian optimization, where we aim to minimize a numerical function  $f$ . The function is defined over a set of  $n$  points, which we denote by  $1, \dots, n$ . These  $n$  points lie in some space (Euclidean or other), which we leave unspecified for the moment.<sup>†</sup> The value of  $f$  at a point  $u$  is denoted by  $\theta_u$ :

$$\theta_u = f(u), \quad \text{for all } u = 1, \dots, n.$$

Thus the vector  $\theta = (\theta_1, \dots, \theta_n)$  represents the function  $f$ . In Bayesian optimization, we obtain sequentially noisy observations of values  $f(u) = \theta_u$  at suitably selected points  $u$ . These values are used to estimate the vector  $\theta$  (i.e., the function  $f$ ), and to ultimately minimize (approximately)  $f$  over the  $n$  points  $u = 1, \dots, n$ . The essence of the problem is to select points for observation based on an exploration-exploitation tradeoff (exploring the potential of relatively unexplored candidate solutions and improving the estimate of promising candidate solutions).



**Figure 1.1** Illustration of a function  $f$  that we wish to estimate. The function is defined at the points  $u = 1, 2, 3, 4$ , and is represented by a vector  $\theta = (\theta_1, \theta_2, \theta_3, \theta_4)$ , in the sense that  $f(u) = \theta_u$  for all  $u$ . The prior distribution of  $\theta$  is given, and is used to construct the posterior distribution of  $\theta$  given noisy observations  $z_u = \theta_u + w_u$  at some of the points  $u$ .

In particular, at each of  $N$  successive times  $k = 1, \dots, N$ , we select a single point  $u_k \in \{1, \dots, n\}$ , and observe the corresponding component  $\theta_{u_k}$  of  $\theta$  with some noise  $w_{u_k}$ , i.e.,

$$z_{u_k} = \theta_{u_k} + w_{u_k}; \tag{1.1}$$

see Fig. 1.1. We view the observation points  $u_1, \dots, u_N$  as the optimization variables (or controls/actions

---

<sup>†</sup> We restrict the domain of definition of  $f$  to be the finite set  $\{1, \dots, n\}$  in order to facilitate the implementation of the rollout algorithm to be discussed in what follows. However, in a more general formulation, the domain of  $f$  can be an infinite set, such as a subset of a finite-dimensional Euclidean space.

in a DP/RL context), and consider policies for selecting  $u_k$  with knowledge of the preceding observations  $z_{u_1}, \dots, z_{u_{k-1}}$  that have resulted from the selections  $u_1, \dots, u_{k-1}$ . We assume that  $\theta$  has a given a priori distribution on the space of  $n$ -dimensional vectors  $\mathfrak{R}^n$ , which we denote by  $b_0$ . Moreover, we assume that the noise random variables  $w_u$ ,  $u \in \{1, \dots, n\}$  are independent and that their distributions are given.

An important special case arises when  $b_0$  and the distributions of  $w_u$ ,  $u \in \{1, \dots, n\}$ , are Gaussian. A key consequence of this assumption is that the posterior distribution of  $\theta$ , denoted  $b_k$ , given any subset of observations

$$\{z_{u_1}, \dots, z_{u_k}\},$$

is Gaussian, and can be calculated in closed form by using well-known formulas. More generally, the posterior distribution  $b_k$  evolves according to an equation of the form

$$b_{k+1} = B_k(b_k, u_{k+1}, z_{u_{k+1}}), \quad k = 0, \dots, N-1. \quad (1.2)$$

Thus given the set of observations up to time  $k$ , and the next choice  $u_{k+1}$ , resulting in an observation value  $z_{u_{k+1}}$ , the function  $B_k$  gives the formula for updating  $b_k$  to  $b_{k+1}$ , and may be viewed as a recursive estimator of  $b_k$ . In the Gaussian case, the function  $B_k$  can be written in closed form, using standard formulas for Gaussian random vector estimation. In other cases where no closed form expression is possible,  $B_k$  can be implemented through simulation that computes (approximately) the new posterior  $b_{k+1}$  using samples generated from the current posterior  $b_k$ .

At the end of the sequential estimation process, after the complete observation set

$$\{z_{u_1}, \dots, z_{u_N}\}$$

has been obtained, we have the posterior distribution  $b_N$  of  $\theta$ , which we can use to compute a surrogate of  $f$ . As an example we may use as surrogate the posterior mean  $\hat{\theta} = (\hat{\theta}_1, \dots, \hat{\theta}_n)$ , and declare as minimizer of  $f$  over  $u$  the point  $u^*$  with minimum posterior mean:

$$u^* = \arg \min \{\hat{\theta}_u \mid u = 1, \dots, n\}.$$

In the next section, we will focus on a DP formulation and a corresponding rollout algorithm for suboptimal sequential choice of observations, based on the results of the preceding observations. The DP approach draws its origin from long standing research on statistical design of sequential experiments, as well as related research on stochastic optimal control problems, where we aim to optimize over a policy that simultaneously optimizes over observations and controls; see Section 5.

## 2. A DYNAMIC PROGRAMMING FORMULATION

The sequential estimation problem as described in the preceding section, viewed as a DP problem, involves a state at time  $k$ , which is the posterior  $b_k$ , a control/action at time  $k$ , which is the point index  $u_{k+1}$  selected

for observation, and the transition equation according to which the state evolves, which is

$$b_{k+1} = B_k(b_k, u_{k+1}, z_{u_{k+1}}), \quad k = 0, \dots, N-1;$$

cf. Eq. (1.2). To complete the DP formulation, we need to introduce a cost structure. To this end, we assume that observing  $\theta_u$ , as per Eq. (1.1), incurs a cost  $c(u)$ , and that there is a terminal cost  $G(b_N)$  that depends of the final posterior distribution; as an example, the function  $G$  may involve the mean and covariance of  $b_N$ .

The corresponding DP algorithm is <sup>†</sup>

$$J_k^*(b_k) = \min_{u_{k+1} \in \{1, \dots, n\}} \left[ c(u_{k+1}) + E_{z_{u_{k+1}}} \left\{ J_{k+1}^*(B_k(b_k, u_{k+1}, z_{u_{k+1}})) \mid b_k, u_{k+1} \right\} \right], \quad k = 0, \dots, N-1, \quad (2.1)$$

and proceeds backwards from the terminal condition

$$J_N^*(b_N) = G(b_N). \quad (2.2)$$

Here the expected value in the right side of the DP equation (2.1) is taken with respect to the conditional distribution of  $z_{u_{k+1}}$ , given  $b_k$  and the choice  $u_{k+1}$ . For example  $c(u)$  may be 0 or a constant for all  $u$ , and  $G(b_N)$  may be a suitable measure of surrogate “fidelity” that may depend on the posterior mean and covariance of  $\theta$  corresponding to  $b_N$ .

Generally, executing the DP algorithm (2.1) is practically infeasible, because the space of posterior distributions over  $\mathbb{R}^n$  is infinite-dimensional and very complicated. In the Gaussian case where the a priori distribution  $b_0$  is Gaussian and the noise variables  $w_u$  are Gaussian, the posterior  $b_k$  is  $n$ -dimensional Gaussian, so it is characterized by its mean and covariance, and can be specified by a finite set of numbers. Despite this simplification, the DP algorithm (2.1) is prohibitively time-consuming even under Gaussian assumptions, except for simple special cases. We consequently resort to DP/RL methods of approximation in value space, whereby the function  $J_{k+1}^*$  in the right side of Eq. (2.1) is replaced by an approximation  $\tilde{J}_{k+1}$ , as we will discuss in the next section.

### 3. GENERAL STRUCTURE OF THE ROLLOUT ALGORITHM

The most popular Bayesian optimization methodology makes use of a myopic/greedy policy  $\mu_{k+1}$ , which at each time  $k$  and given  $b_k$ , selects a point  $\hat{u}_{k+1} = \mu_{k+1}(b_k)$  for the next observation, using some calculation

---

<sup>†</sup> An alternative DP formulation may be defined on the space of “information vectors” at time  $k$ , defined by  $I_k = \{z_{u_1}, \dots, z_{u_k}, u_1, \dots, u_k\}$ . This DP algorithm has the form

$$\hat{J}_k(I_k) = \min_{u_{k+1} \in \{1, \dots, n\}} \left[ c(u_{k+1}) + E_{z_{u_{k+1}}} \left\{ \hat{J}_{k+1}(I_k, z_{u_{k+1}}, u_{k+1}) \mid b_k, u_{k+1} \right\} \right], \quad k = 0, \dots, N-1,$$

and can similarly be used as the starting point for approximations.

involving an *acquisition function*. This function, denoted  $A_k(b_k, u_{k+1})$ , quantifies an “expected benefit” for an observation at  $u_{k+1}$ , given the current posterior  $b_k$ . It selects the next point at which to observe,  $\hat{u}_{k+1}$ , by maximizing the acquisition function:

$$\hat{u}_{k+1} \in \arg \max_{u_{k+1} \in \{1, \dots, n\}} A_k(b_k, u_{k+1}). \quad (3.1)$$

Several ways to define suitable acquisition functions have been proposed, and an important issue is to be able to calculate economically its values  $A_k(b_k, u_{k+1})$  for the purposes of the maximization in Eq. (3.1). A prerequisite of course is to be able to calculate the posterior  $b_k$  economically. There is a large literature on this methodology and its applications, particularly for the Gaussian case. We refer to the books by Rasmussen and Williams [RaW06], Powell and Ryzhov [PoR12], the highly cited papers by Saks et al. [SWM89], and Queipo et al. [QHS05], the reviews by Sasena [Sas02], Powell and Frazier [PoF08], Forrester and Keane [FoK09], Brochu, Cora, and De Freitas [BCD10], Ryzhov, Powell, and Frazier [RPF12], Ghavamzadeh, Mannor, Pineau, and Tamar [GMP15], Shahriari et al. [SSW16], and Frazier [Fra18], and the references quoted there.

Approximation in value space is an alternative approach, which is based on the DP formulation of the preceding section. In particular, in this approach we approximate the DP algorithm (2.1)-(2.2) by replacing  $J_{k+1}^*$  with an approximation  $\tilde{J}_{k+1}$  in the minimization of the right side. Thus we select the next observation at point  $\tilde{u}_{k+1}$  according to

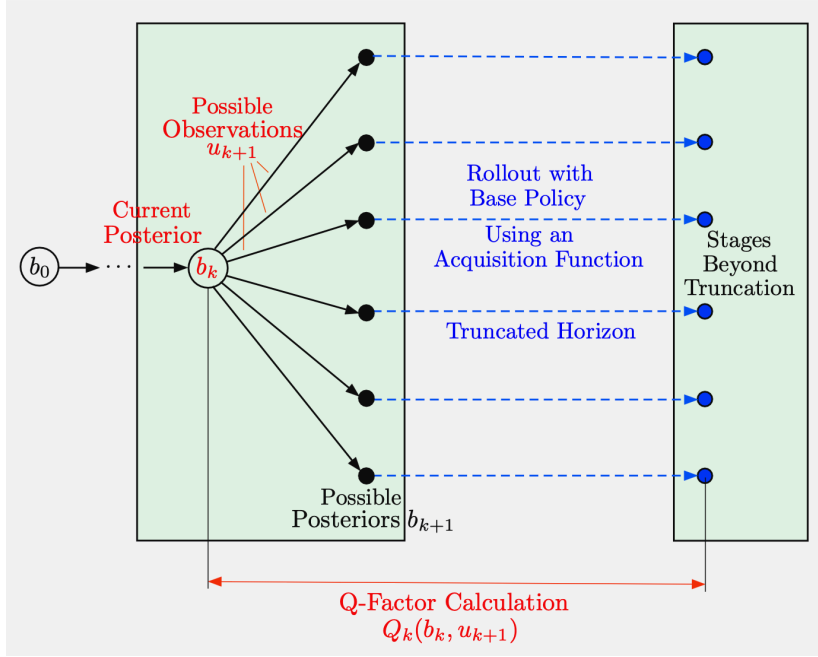
$$\tilde{u}_{k+1} \in \arg \min_{u_{k+1} \in \{1, \dots, n\}} Q_k(b_k, u_{k+1}), \quad k = 0, \dots, N-1, \quad (3.2)$$

where  $Q_k(b_k, u_{k+1})$  is the Q-factor corresponding to the pair  $(b_k, u_{k+1})$ , given by

$$Q_k(b_k, u_{k+1}) = c(u_{k+1}) + E_{z_{u_{k+1}}} \left\{ \tilde{J}_{k+1}(B_k(b_k, u_{k+1}, z_{u_{k+1}})) \mid b_k, u_{k+1} \right\}, \quad k = 0, \dots, N-1. \quad (3.3)$$

The expected value in the preceding equation is taken with respect to the conditional probability distribution of  $z_{u_{k+1}}$  given  $(b_k, u_{k+1})$ , which can be computed using  $b_k$  and the given distribution of the noise  $w_{u_{k+1}}$ . Thus if  $b_k$  and  $\tilde{J}_{k+1}$  are available, we may use Monte Carlo simulation to determine the Q-factors  $Q_k(b_k, u_{k+1})$  for all  $u_{k+1} \in \{1, \dots, n\}$ , and select as next point at which to observe the one that corresponds to the minimal Q-factor [cf. Eq. (3.2)].

A special case of approximation in value space is the rollout algorithm, whereby the function  $J_{k+1}^*$  in the right side of the DP Eq. (2.1) is replaced by the cost function of some policy, called *base policy*. Thus, given a base policy  $\mu_{k+1}(b_k)$ ,  $k = 0, \dots, N-1$ , the rollout algorithm uses the cost function of this policy as  $\tilde{J}_{k+1}$  in the approximation in value space scheme (3.2)-(3.3). The values of  $\tilde{J}_{k+1}$  needed for the Q-factor calculations in Eq. (3.3) can be computed or approximated by simulation. Greedy/myopic policies based on



**Figure 3.1** Illustration of rollout at the current posterior  $b_k$ . For each  $u_{k+1} \in \{1, \dots, n\}$ , we compute the Q-factor  $Q_k(b_k, u_{k+1})$  by using Monte-Carlo simulation with samples from  $w_{u_{k+1}}$  and a base heuristic that uses an acquisition function starting from each possible posterior  $b_{k+1}$ . The rollout may extend to the end of the horizon  $N$ , or it may be truncated after a few steps.

an acquisition function [cf. Eq. (3.1)] have been suggested as base policies in various rollout proposals.<sup>†</sup>

In particular, given  $b_k$ , the rollout algorithm computes for each  $u_{k+1} \in \{1, \dots, n\}$  a Q-factor value  $Q_k(b_k, u_{k+1})$  by simulating the base policy for multiple time steps starting from all possible posteriors  $b_{k+1}$  that can be generated from  $(b_k, u_{k+1})$ , and by accumulating the corresponding cost [including a terminal cost such as  $G(b_N)$ ]; see Fig. 3.1. It then selects the next point  $\tilde{u}_{k+1}$  for observation by using the Q-factor minimization of Eq. (3.2).

Note that the equation

$$b_{k+1} = B_k(b_k, u_{k+1}, z_{u_{k+1}}), \quad k = 0, \dots, N-1,$$

<sup>†</sup> The rollout algorithm for Bayesian optimization under Gaussian assumptions was first proposed by Lam, Wilcox, and Wolpert [LWW16]. This was further discussed by Jiang et al. [JJB20], [JCG20], Lee et al. [LEC20], Lee [Lee20], Yue and Kontar [YuK20], Lee et al. [LEP21], Paulson, Sorouifar, and Chakrabarty [PSC22], where it is also referred to as “nonmyopic Bayesian optimization” or “nonmyopic sequential experimental design.” For related work, see Gerlach, Hoffmann, and Charlish [GHC21]. These papers also discuss various approximations to the rollout approach, and generally report encouraging computational results. Extensive accounts of rollout algorithms and related RL subjects may be found in the author’s DP book [Ber17], and RL books [Ber19], [Ber20a], where a policy improvement guarantee is extensively discussed. Section 3.5 of the book [Ber20a] focuses on rollout algorithms for surrogate and Bayesian optimization.

which governs the evolution of the posterior distribution, is stochastic because  $z_{u_{k+1}}$  involves the stochastic noise  $w_{u_{k+1}}$ . Thus some Monte Carlo simulation is unavoidable in the calculation of the Q-factors  $Q_k(b_k, u_{k+1})$ . On the other hand, one may greatly reduce the Monte Carlo computational burden by employing a “certainty equivalence” approximation that replaces the noise variables  $w_{k+2}, w_{k+3}, \dots$ , after the first stage  $k$  of the calculation, by deterministic quantities such as their means  $\hat{w}_{k+2}, \hat{w}_{k+3}, \dots$ . This idea has been suggested in the paper by Bertsekas and Castanon [BeC99], and in greater detail in the author’s books [Ber20a] (Sections 2.2.4, 2.5.2, and Example 3.1.4) and [Ber22] (Sections 3.2 and 5.4) as an economical approximation of stochastic rollout, which does not degrade appreciably its performance. The rationale is that even with this certainty equivalence approximation, the stochastic first step of the simulation ensures that rollout acts as a legitimate Newton step for solving the associated Bellman equation; we refer to [Ber20a] and [Ber22] for an extensive discussion of this issue.

The simulation of the Q-factor values may also involve other approximations, some of which have been suggested in various proposals on rollout-based Bayesian optimization. For example, if the number of possible observations  $n$  is very large, we may compute and compare the Q-factors of only a subset. In particular, at a given time  $k$ , we may rank the observations by using an acquisition function, select a subset  $U_{k+1}$  of most promising observations, compute their Q-factors  $Q_k(b_k, u_{k+1})$ ,  $u_{k+1} \in U_{k+1}$ , and select the observation whose Q-factor is minimal; this idea has been used in the case of the Wordle puzzle [BBB22], which will be discussed later in Section 5.

### *Multiagent Rollout for Bayesian Optimization*

In some Bayesian optimization problems there arises the possibility of simultaneously performing multiple observations before receiving feedback about the corresponding observation outcomes. This occurs, among other contexts, in parallel computation settings, where expensive function evaluations are simultaneously performed at multiple points. It also occurs in distributed sensor systems, where a number of sensors provide in parallel relevant information about the random vector  $\theta$  that we want to estimate; see e.g., the recent papers by Li, Krakow, and Gopalswamy [LKG21], [LKG22], which describe related multisensor estimation problem formulations. Of course in such cases we may treat the entire set of simultaneous observations as a single observation within an enlarged Cartesian product space of observations, but there is a fundamental difficulty: the size of the observation space (and hence the number of Q-factors to be calculated at each time step) grows exponentially with the number of simultaneous observations. This in turn affects greatly the computational requirements of the rollout algorithm.

To address this difficulty, we may employ the methodology of multiagent rollout, recently developed by the author in the papers [Ber20b], [Ber21], [BKB20], and the books [Ber20a], [Ber22]. This methodology addresses DP problems where the control at each stage consists of several distinct decisions, each one made

by one of several agents. In multiagent rollout, the policy improvement is done one-agent-at-a-time in a given order, with knowledge of the choices of the preceding agents in the order. As a result, the amount of computation for each policy improvement grows linearly with the number of agents, as opposed to exponentially for the standard all-agents-at-once method. At the same time the theoretical cost improvement property of the rollout algorithm can be shown to be preserved, while the empirical evidence suggests that great computational savings are achieved at the cost of relatively insignificant performance degradation. The book [Ber20a] and the paper [Ber21] discuss the use of distributed schemes, whereby the agents do not require full knowledge of the choices of the preceding agents. Multiagent rollout in the context of Bayesian optimization has not been explored so far, and its implementation is an interesting subject for further research.

#### 4. GENERALIZATION TO SEQUENTIAL ESTIMATION OF RANDOM VECTORS

A more general problem that contains Bayesian optimization as a special case and admits a similar treatment, is to sequentially estimate an  $n$ -dimensional random vector  $\theta = (\theta_1, \dots, \theta_n)$  by using  $N$  linear observations of  $\theta$  of the form

$$z_u = a'_u \theta + w_u, \quad u \in \{1, \dots, m\},$$

where  $m$  is some integer. Here  $w_u$  are independent random variables with given probability distributions, the  $n$ -dimensional vectors  $a_u$  are known, and  $a'_u \theta$  denotes the inner product of  $a_u$  and  $\theta$ . Similar to the case of Bayesian optimization, the problem simplifies if the given a priori distribution of  $\theta$  is Gaussian, and the random variables  $w_u$  are independent and Gaussian. Then, the posterior distribution of  $\theta$ , given any subset of observations, is Gaussian (thanks to the linearity of the observations), and can be calculated in closed form.

Observations are generated sequentially at times  $1, \dots, N$ , one at a time and with knowledge of the outcomes of the preceding observations, by choosing an index  $u_k \in \{1, \dots, m\}$  at time  $k$ , at a cost  $c(u_k)$ . Thus  $u_k$  are the optimization variables, and affect both the quality of estimation of  $\theta$  and the observation cost. The objective, roughly speaking, is to select  $N$  observations to estimate  $\theta$  in a way that minimizes an appropriate cost function; for example, one that penalizes some form of estimation error plus the cost of the observations. We can similarly formulate the corresponding optimization problem in terms of  $N$ -stage DP, and develop rollout algorithms for its approximate solution.

#### 5. ADAPTIVE CONTROL OF SYSTEMS WITH UNKNOWN PARAMETERS

In this section, we discuss the adaptive control of a dynamic system with unknown and possibly changing parameters. Our formulation involves simultaneous control of the system state and estimation of the unknown



parameters. In such problems there may be multiple observation options, so there may be a tradeoff between selecting expensive/more informative observations and inexpensive/less informative observations. Moreover, the options for observation may be affected by the current state of the system. Bayesian optimization can be viewed as a special case where the decision just specifies the choice of observation at each step, while the system equation is suitably simplified. The inclusion of observation selection as part of a stochastic optimal control formulation dates to works from the 60s. For some modern works that include the use of rollout, see He and Chong [HeC06], Hero et al. [HCC07], Chong, Kreucher, and Hero [CKH09], Jia [Jia10], Antunes and Heemels [AnH14], Beyme and Leung [BeL15], Khashooei, Antunes, and Heemels [KAH15], Gommans et al. [GTA17], Elsherif, Chong, and Kim [ECK19], Hoffmann et al. [HSC19], Molin, Esen, and Johansson [MEJ19], Hoffmann et al. [HCR21], Lei et al. [LZY22], and the references given there.

The adaptive control formulation of this section involves a state that consists of two components:

- (a) A perfectly observed component  $x_k$  that evolves over time according to a discrete-time equation.
- (b) A vector  $\theta$  which is unobserved but stays constant, and is estimated through the perfect observations of the component  $x_k$ .

We view  $\theta$  as a parameter in the system equation that governs the evolution of  $x_k$ . Thus we have a system of the form

$$x_{k+1} = f_k(x_k, \theta, u_k, w_k), \quad k = 0, \dots, N-1, \quad (5.1)$$

where  $u_k$  is the control at time  $k$ , selected from a set  $U_k(x_k)$ , and  $w_k$  is a random disturbance with given probability distribution that depends on  $(x_k, \theta, u_k)$ . We assume that  $\theta$  can take one of  $n$  known values  $\theta_1, \dots, \theta_n$ :

$$\theta \in \{\theta_1, \dots, \theta_n\}.$$

The a priori probability distribution of  $\theta$  is given and is updated based on the observed values of the state components  $x_k$  and the applied controls  $u_k$ .

Note that  $x_k$  may involve components that play the role of observations. For example  $u_k$  may correspond to selection of one out of a set of  $n$  possible observations  $\{1, \dots, n\}$ , and the system equation may have the form

$$x_{k+1} = \theta_{u_k} + w_{u_k};$$

cf. Eq. (1.1). This corresponds to the Bayesian optimization problem of Sections 1-3. Thus the adaptive control formulation of the present section includes Bayesian optimization as a special case.

We introduce a cost  $g_k(x_k, \theta, u_k, w_k)$  for each stage  $k = 0, \dots, N-1$ , and a terminal cost  $g_N(x_N)$ , and view the problem as a Partially Observed Markovian Decision Problem (POMDP) with a special structure.

In particular, we assume that the information vector

$$I_k = \{x_0, \dots, x_k, u_0, \dots, u_{k-1}\}$$

is available at time  $k$ , and is used to compute the posterior probabilities

$$b_{k,i} = P\{\theta = \theta_i \mid I_k\}, \quad i = 1, \dots, n,$$

and the posterior distribution

$$b_k = (b_{k,1}, \dots, b_{k,n}).$$

Together with the perfectly observed state  $x_k$ , the posterior distribution  $b_k$  forms the pair  $(x_k, b_k)$ , which is commonly called the *belief state* of the POMDP at time  $k$ .

Note that according to the classical methodology of POMDP (see e.g., [Ber17a], Chapter 4), the belief component  $b_{k+1}$  is determined by the belief state  $(x_k, b_k)$ , the control  $u_k$ , and the observation obtained at time  $k+1$ , i.e.,  $x_{k+1}$ . Thus  $b_k$  can be updated according to an equation of the form

$$b_{k+1} = B_k(x_k, b_k, u_k, x_{k+1}),$$

where  $B_k$  is an appropriate function, which can be viewed as a recursive estimator of  $\theta$ . There are several approaches to implement this estimator (perhaps with some approximation error), including the use of Bayes' rule and the simulation-based method of particle filtering.

#### *The Exact DP Algorithm - Approximation in Value Space*

We will now describe an exact DP algorithm that operates in the space of information vectors  $I_k$ . To describe this algorithm, let us denote by  $J_k^*(I_k)$  the optimal cost starting at information vector  $I_k$  at time  $k$ . Using the equation

$$I_{k+1} = (I_k, x_{k+1}, u_k) = (I_k, f_k(x_k, \theta, u_k, w_k), u_k),$$

the algorithm takes the form

$$J_k^*(I_k) = \min_{u_k \in U_k(x_k)} E_{\theta, w_k} \left\{ g_k(x_k, \theta, u_k, w_k) + J_{k+1}^*(I_k, f_k(x_k, \theta, u_k, w_k), u_k) \mid I_k, u_k \right\}, \quad (5.2)$$

for  $k = 0, \dots, N-1$ , with  $J_N^*(I_N) = g_N(x_N)$ ; see e.g., the DP textbook [Ber17a], Section 4.1.

By using the law of iterated expectations,

$$E_{\theta, w_k} \{ \cdot \mid I_k, u_k \} = E_{\theta} \{ E_{w_k} \{ \cdot \mid I_k, \theta, u_k \} \mid I_k, u_k \},$$

we can rewrite this DP algorithm as

$$J_k^*(I_k) = \min_{u_k \in U_k(x_k)} \sum_{i=1}^n b_{k,i} E_{w_k} \left\{ g_k(x_k, \theta_i, u_k, w_k) + J_{k+1}^*(I_k, f_k(x_k, \theta_i, u_k, w_k), u_k) \mid I_k, \theta_i, u_k \right\}. \quad (5.3)$$

The summation over  $i$  above represents the expected value over  $\theta$  conditioned on  $I_k$  and  $u_k$ .

The algorithm (5.3) is typically very hard to implement, because of the dependence of  $J_{k+1}^*$  on the entire information vector  $I_{k+1}$ , which expands in size according to

$$I_{k+1} = (I_k, x_{k+1}, u_k).$$

To address this implementation difficulty, we may use approximation in value space, based on replacing  $J_{k+1}^*$  in the DP algorithm (5.2) with some function that can be obtained (either off-line or on-line) with a tractable computation.

One approximation possibility is based on the use of the optimal cost function corresponding to each parameter value  $\theta_i$ ,

$$\hat{J}_{k+1}^i(x_{k+1}), \quad i = 1, \dots, n. \quad (5.4)$$

Here,  $\hat{J}_{k+1}^i(x_{k+1})$  is the optimal cost that would be obtained starting from state  $x_{k+1}$  under the assumption that  $\theta = \theta_i$ ; this corresponds to a perfect state information problem. Then an approximation in value space scheme with one-step lookahead minimization is given by

$$\tilde{u}_k \in \arg \min_{u_k \in U_k(x_k)} \sum_{i=1}^n b_{k,i} E_{w_k} \left\{ g_k(x_k, \theta_i, u_k, w_k) + \hat{J}_{k+1}^i(f_k(x_k, \theta_i, u_k, w_k)) \mid x_k, \theta_i, u_k \right\}. \quad (5.5)$$

In particular, instead of the optimal control, which minimizes the optimal Q-factor of  $(I_k, u_k)$  appearing in the right side of Eq. (5.2), we apply control  $\tilde{u}_k$  that minimizes the expected value over  $\theta$  of the optimal Q-factors that correspond to fixed values of  $\theta$ .

A simpler version of this approach is to use the same function  $\hat{J}_{k+1}^i$  for every  $i$ . However, the dependence on  $i$  may be useful in some contexts where differences in the value of  $i$  may have a radical effect on the qualitative character of the system equation.

Generally, the optimal costs  $\hat{J}_{k+1}^i(x_{k+1})$  that correspond to the different parameter values  $\theta_i$  [cf. Eq. (5.4)] may be hard to compute, despite their perfect state information structure.<sup>†</sup> An alternative possibility is to use off-line trained feature-based or neural network-based approximations to  $\hat{J}_{k+1}^i(x_{k+1})$ .

---

<sup>†</sup> In favorable special cases, such as linear quadratic problems, the optimal costs  $\hat{J}_{k+1}^i(x_{k+1})$  may be easily calculated in closed form. Still, however, even in such cases the calculation of the belief probabilities  $b_{k,i}$  may not be simple, and may require the use of a system identification algorithm.

In an infinite horizon variant of the problem, it is reasonable to expect that the estimate of the parameter  $\theta$  improves over time, and that with a suitable estimation scheme, it converges asymptotically to the correct value of  $\theta$ , call it  $\theta^*$ , i.e.,

$$\lim_{k \rightarrow \infty} b_{k,i} = \begin{cases} 1 & \text{if } \theta_i = \theta^*, \\ 0 & \text{if } \theta_i \neq \theta^*. \end{cases}$$

Then it can be seen that the generated one-step lookahead controls  $\tilde{u}_k$  are asymptotically obtained from the Bellman equation that corresponds to the correct parameter  $\theta^*$ , and are typically optimal in some asymptotic sense. Schemes of this type have been discussed in the adaptive control literature since the 70s; see e.g., Mandl [Man74], Doshi and Shreve [DoS80], Kumar and Lin [KuL82], Kumar [Kum85]. Moreover, some of the pitfalls of performing parameter identification while simultaneously applying adaptive control have been described by Borkar and Varaiya [BoV79], and by Kumar [Kum83]; see [Ber17a], Section 6.8 for a related discussion.

### *Rollout*

Another possibility is to use the costs of given policies  $\pi^i$  in place of the optimal costs  $\hat{J}_{k+1}^i(x_{k+1})$ . In this case the one-step lookahead scheme (5.5) takes the form

$$\tilde{u}_k \in \arg \min_{u_k \in U_k(x_k)} \sum_{i=1}^n b_{k,i} E_{w_k} \left\{ g_k(x_k, \theta_i, u_k, w_k) + \hat{J}_{k+1, \pi^i}^i(f_k(x_k, \theta_i, u_k, w_k)) \mid x_k, \theta_i, u_k \right\}, \quad (5.6)$$

and has the character of a rollout algorithm, with  $\pi^i = \{\mu_0^i, \dots, \mu_{N-1}^i\}$ ,  $i = 1, \dots, n$ , being known base policies, with components  $\mu_k^i$  that depend only on  $x_k$ . Here, the term

$$\hat{J}_{k+1, \pi^i}^i(f_k(x_k, \theta_i, u_k, w_k))$$

in Eq. (5.6) is the cost of the base policy  $\pi^i$ , calculated starting from the next state

$$x_{k+1} = f_k(x_k, \theta_i, u_k, w_k),$$

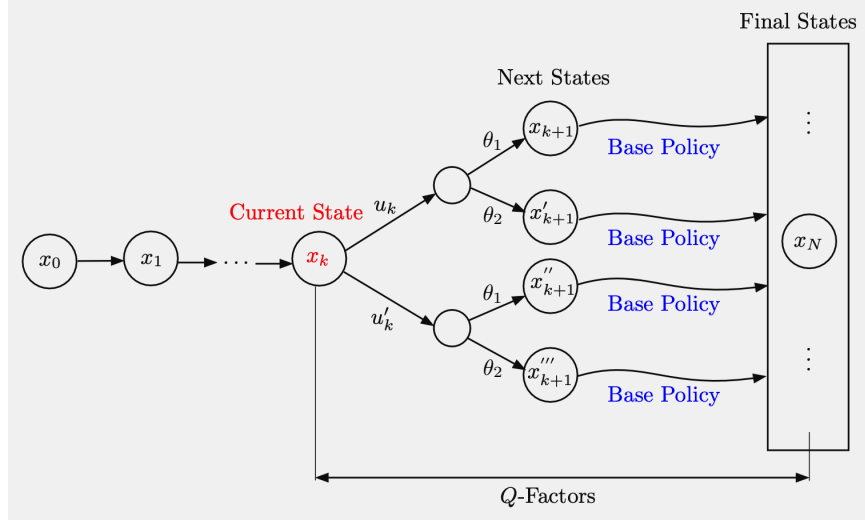
under the assumption that  $\theta$  will stay fixed at the value  $\theta = \theta_i$  until the end of the horizon.

### *The Case of a Deterministic System*

Let us now consider the case where the system (5.1) is deterministic of the form

$$x_{k+1} = f_k(x_k, \theta, u_k). \quad (5.7)$$

Then, while the problem still has a stochastic character due to the uncertainty about the value of  $\theta$ , the DP algorithm (5.3) and its approximation in value space counterparts are greatly simplified because there is no



**Figure 5.1** Schematic illustration of adaptive control by rollout for deterministic systems. The Q-factor  $Q_k(u_k, \theta_i)$  is computed for every pair  $(u_k, \theta_i)$  by using the base policy  $\pi^i$  and deterministic propagation of the system equation starting from the next state

$$x_{k+1} = f_k(x_k, \theta_i, u_k).$$

The Q-factor  $Q_k(u_k, \theta_i)$  are then averaged over  $\theta_i$ , using the current belief distribution  $b_k$ , and the control applied is the one that minimizes the averaged Q-factor

$$\sum_{i=1}^n b_{k,i} Q_k(u_k, \theta_i)$$

over  $u_k \in U_k(x_k)$ .

expectation over  $w_k$  to contend with. Indeed, given a state  $x_k$ , a parameter  $\theta_i$ , and a control  $u_k$ , the on-line computation of the control of the rollout-like algorithm (5.6), takes the form

$$\tilde{u}_k \in \arg \min_{u_k \in U_k(x_k)} \sum_{i=1}^n b_{k,i} \left( g_k(x_k, \theta_i, u_k) + \hat{J}_{k+1, \pi^i}^i(f_k(x_k, \theta_i, u_k)) \right). \quad (5.8)$$

The computation of  $\hat{J}_{k+1, \pi^i}^i(f_k(x_k, \theta_i, u_k))$  involves a deterministic propagation from the state  $x_{k+1}$  of Eq. (5.7) up to the end of the horizon, using the base policy  $\pi^i$ , while assuming that  $\theta$  is fixed at the value  $\theta_i$ .

In particular, the term

$$Q_k(u_k, \theta_i) = g_k(x_k, \theta_i, u_k) + \hat{J}_{k+1, \pi^i}^i(f_k(x_k, \theta_i, u_k))$$

appearing on the right side of Eq. (5.8) is viewed as a Q-factor that must be computed for every pair  $(u_k, \theta_i)$ ,  $u_k \in U_k(x_k)$ ,  $i = 1, \dots, n$ , using the base policy  $\pi^i$ . The expected value of this Q-factor,

$$\hat{Q}_k(u_k) = \sum_{i=1}^n b_{k,i} Q_k(u_k, \theta_i),$$

must then be calculated for every  $u_k \in U_k(x_k)$ , and the computation of the rollout control  $\tilde{u}_k$  is obtained from the minimization

$$\tilde{u}_k \in \arg \min_{u_k \in U_k(x_k)} \hat{Q}_k(u_k);$$

cf. Eq. (5.8). This computation is illustrated in Fig. 5.1.

The case of a deterministic system is particularly interesting because we can typically expect that the true parameter  $\theta^*$  is identified in a finite number of stages, since at each stage  $k$ , we are receiving a noiseless measurement relating to  $\theta$ , namely the state  $x_k$ . Once this happens, the problem becomes one of perfect state information.

An interesting and intuitive example that demonstrates the deterministic system case is the popular Wordle puzzle.

### Example 5.1 (The Wordle Puzzle)

In the classical form of this puzzle, we try to guess a mystery word  $\theta^*$  out of a known finite collection of 5-letter words. This is done with sequential guesses each of which provides additional information on the correct word  $\theta^*$ , by using certain given rules to shrink the current mystery list (the smallest list that contains  $\theta^*$ , based on the currently available information). The objective is to minimize the number of guesses to find  $\theta^*$  (using more than 6 guesses is considered to be a loss). This type of puzzle descends from the classical family of Mastermind games that centers around decoding a hidden sequence of objects (e.g., letters or colors) using partial observations.

The rules for shrinking the mystery list relate to the common letters between the word guesses and the mystery word  $\theta^*$ , and they will not be described here (there is a large literature regarding the Wordle puzzle). Moreover,  $\theta^*$  is assumed to be chosen from the initial collection of 5-letter words according to a uniform distribution. Under this assumption, it can be shown that the belief distribution  $b_k$  at stage  $k$  continues to be uniform over the current mystery list. As a result, we may use as state  $x_k$  the mystery list at stage  $k$ , which evolves deterministically according to an equation of the form (5.7), where  $u_k$  is the guess word at stage  $k$ . There are several base policies to use in the rollout-like algorithm (5.8), which are described in the paper by Bhambri, Bhattacharjee, and Bertsekas [BBB22], together with computational results showing that the corresponding rollout algorithm (5.8) performs remarkably close to optimal.

The rollout approach also applies to several variations of the Wordle puzzle. Such variations may include for example a larger length  $\ell > 5$  of mystery words, and/or a known nonuniform distribution over the initial collection of  $\ell$ -letter words; see [BBB22]. The rollout approach also applies to the popular class of MasterMind games, which share the sequential decoding structure of the Wordle puzzle.

Finally, let us note that an illustration similar to the one of Fig. 5.1 applies for the case of the stochastic system of Eq. (5.1) [cf. the rollout scheme (5.6)]. In this case, a Q-factor

$$Q_k(u_k, \theta_i, w_k) = g_k(x_k, \theta_i, u_k, w_k) + \hat{J}_{k+1, \pi^i}^i(f_k(x_k, \theta_i, u_k, w_k))$$

must be calculated for every triplet  $(u_k, \theta_i, w_k)$ , using the base policy  $\pi^i$ . The rollout control  $\tilde{u}_k$  is obtained by minimizing the expected value of this Q-factor [averaged using the distribution of  $(\theta, w_k)$ ]; cf. Eq. (5.6). However, for a stochastic system, in contrast to the deterministic case, the calculation of the Q-factors  $Q_k(u_k, \theta_i, w_k)$  requires Monte Carlo simulation, to take into account the current and future noise terms  $w_k, \dots, w_{N-1}$ . The Monte Carlo computation cost may be mitigated by using a certainty equivalence approximation for the future noise terms  $w_{k+1}, \dots, w_{N-1}$ , albeit with additional potential loss of optimality.

## 6. CONCLUDING REMARKS

We have aimed to construct a unified framework for construction of surrogate cost functions by Bayesian optimization, and for more general sequential estimation and control problems. A common attribute of these problems is the aim to estimate some hidden variables through the use of targeted sequential observations. We have focused on the rollout algorithm methodology, which is simple and well suited for this framework. Its principal characteristic is that it yields high quality approximate solutions, with improved performance over commonly used heuristics, which can be used as base policies. While the rollout algorithm generally requires a substantial amount of Monte Carlo simulation, it admits approximations based on truncation of its horizon and the use of certainty equivalence beyond the first step of the simulation. These approximations speed up the computations and enlarge the range of the practical applications of the algorithm. Moreover, the rollout algorithm can be economically extended to multiagent problems where the classical Bayesian optimization methods may be impractical.

## 7. REFERENCES

- [AnH14] Antunes, D., and Heemels, W. P. M. H., 2014. “Rollout Event-Triggered Control: Beyond Periodic Control Performance,” *IEEE Trans. on Automatic Control*, Vol. 59, pp. 3296-3311.
- [BBB22] Bhambri, S., Bhattacharjee, A., and Bertsekas, D. P., 2022. “Reinforcement Learning Methods for Wordle: A POMDP/Adaptive Control Approach,” *arXiv preprint arXiv:2211.10298*.
- [BCD10] Brochu, E., Cora, V. M., and De Freitas, N., 2010. “A Tutorial on Bayesian Optimization of Expensive Cost Functions, with Application to Active User Modeling and Hierarchical Reinforcement Learning,” *arXiv preprint arXiv:1012.2599*.
- [BKB20] Bhattacharya, S., Kailas, S., Badyal, S., Gil, S., Bertsekas, D., 2020. “Multiagent Rollout and Policy Iteration for POMDP with Application to Multi-Robot Repair Problems,” *Proc. CORL*.
- [BeC99] Bertsekas, D. P., and Castañón, D. A., 1999. “Rollout Algorithms for Stochastic Scheduling Problems,” *Heuristics*, Vol. 5, pp. 89-108.

- [BeL15] Beyme, S., and Leung, C., 2015. “Rollout Algorithms for Wireless Sensor Network-Assisted Target Search,” *IEEE Sensors Journal*, Vol. 15, pp. 3835-3845.
- [Ber17] Bertsekas, D. P., 2017. *Dynamic Programming and Optimal Control*, Vol. I, 4th Ed., Athena Scientific, Belmont, MA.
- [Ber19] Bertsekas, D. P., 2019. *Reinforcement Learning and Optimal Control*, Athena Scientific, Belmont, MA.
- [Ber20a] Bertsekas, D. P., 2020. *Rollout, Policy Iteration, and Distributed Reinforcement Learning*, Athena Scientific, Belmont, MA.
- [Ber20b] Bertsekas, D. P., 2020. “Multiagent Value Iteration Algorithms in Dynamic Programming and Reinforcement Learning,” *Results in Control and Optimization J.*, Vol. 1.
- [Ber21] Bertsekas, D. P., 2021. “Multiagent Reinforcement Learning: Rollout and Policy Iteration,” *IEEE/CAA Journal of Automatica Sinica*, Vol. 8, pp. 249-271.
- [Ber22] Bertsekas, D. P., 2022. *Lessons from AlphaZero for Optimal, Model Predictive, and Adaptive Control*, Athena Scientific, Belmont, MA.
- [BoV79] Borkar, V., and Varaiya, P. P., 1979. “Adaptive Control of Markov Chains, I: Finite Parameter Set,” *IEEE Trans. Automatic Control*, Vol. AC-24, pp. 953-958.
- [CKH09] Chong, E.K., Kreucher, C. M. and Hero, A. O., 2009. “Partially Observable Markov Decision Process Approximations for Adaptive Sensing, Discrete Event Dynamic Systems, Vol. 19, pp. 377-422.
- [DoS80] Doshi, B., and Shreve, S., 1980. “Strong Consistency of a Modified Maximum Likelihood Estimator for Controlled Markov Chains,” *J. of Applied Probability*, Vol. 17, pp. 726-734.
- [ECK19] Elsherif, F., Chong, E. K. and Kim, J. H., 2019. “Energy-Efficient Base Station Control Framework for 5G Cellular Networks Based on Markov Decision Process,” *IEEE Transactions on Vehicular Technology*, Vol. 68, pp. 9267-9279.
- [FoK09] Forrester, A. I., and Keane, A. J., 2009. “Recent Advances in Surrogate-Based Optimization. Progress in Aerospace Sciences,” Vol. 45, pp. 50-79.
- [Fra18] Frazier, P. I., 2018. “A Tutorial on Bayesian Optimization,” *arXiv preprint arXiv:1807.02811*.
- [GHC21] Gerlach, T., Hoffmann, F., and Charlish, A., 2021. “Policy Rollout Action Selection with Knowledge Gradient for Sensor Path Planning,” *2021 IEEE 24th International Conference on Information Fusion*, pp. 1-8.



- [GMP15] Ghavamzadeh, M., Mannor, S., Pineau, J., and Tamar, A., 2015. “Bayesian Reinforcement Learning: A Survey,” *Foundations and Trends in Machine Learning*, Vol. 8, pp. 359-483.
- [GTA17] Gommans, T. M. P., Theunisse, T. A. F., Antunes, D. J., and Heemels, W. P. M. H., 2017. “Resource-Aware MPC for Constrained Linear Systems: Two Rollout Approaches,” *Journal of Process Control*, Vol. 51, pp. 68-83.
- [HCC07] Hero, A. O., Castañon, D., Cochran, D., and Kastella, K., eds., 2007. *Foundations and Applications of Sensor Management*, Springer Science.
- [HCR21] Hoffmann, F., Charlish, A., Ritchie, M., and Griffiths, H., 2021. “Policy Rollout Action Selection in Continuous Domains for Sensor Path Planning,” *IEEE Transactions on Aerospace and Electronic Systems*.
- [HSC19] Hoffmann, F., Schily, H., Charlish, A., Ritchie, M., and Griffiths, H., 2019. “A Rollout Based Path Planner for Emitter Localization,” *22th International Conference on Information Fusion*.
- [HeC06] He, Y., and Chong, E. K., 2006. “Sensor Scheduling for Target Tracking: A Monte Carlo Sampling Approach,” *Digital Signal Processing*, Vol. 16, pp. 533-545.
- [JCG20] Jiang, S., Chai, H., Gonzalez, J., and Garnett, R., 2020. “BINOCULARS for Efficient, Nonmyopic Sequential Experimental Design,” In *Proc. Intern. Conference on Machine Learning*, pp. 4794-4803.
- [JJB20] Jiang, S., Jiang, D. R., Balandat, M., Karrer, B., Gardner, J. R., and Garnett, R., 2020. “Efficient Nonmyopic Bayesian Optimization via One-Shot Multi-Step Trees,” *arXiv preprint arXiv:2006.15779*.
- [Jia10] Jia, Q. S., 2010. “A Rollout Method for Finite-Stage Event-Based Decision Processes,” *IFAC Proceedings* Vol. 43(12), pp. 247-252.
- [KAH15] Khashooei, B. A., Antunes, D. J., and Heemels, W. P. M. H., 2015. “Rollout Strategies for Output-Based Event-Triggered Control,” In *Proc. 2015 European Control Conference*, pp. 2168-2173.
- [KuL82] Kumar, P. R., and Lin, W., 1982. “Optimal Adaptive Controllers for Unknown Markov Chains,” *IEEE Trans. Automatic Control*, Vol. AC-27, pp. 765-774.
- [Kum83] Kumar, P. R., 1983. “Optimal Adaptive Control of Linear-Quadratic-Gaussian Systems,” *SIAM J. on Control and Optimization*, Vol. 21, pp. 163-178.
- [Kum85] Kumar, P. R., 1985. “A Survey of Some Results in Stochastic Adaptive Control,” *SIAM J. on Control and Optimization*, Vol. 23, pp. 329-380.
- [LEC20] Lee, E. H., Eriksson, D., Cheng, B., McCourt, M., and Bindel, D., 2020. “Efficient Rollout Strategies for Bayesian Optimization,” *arXiv preprint arXiv:2002.10539*.

- [LEP21] Lee, E. H., Eriksson, D., Perrone, V., and Seeger, M., 2021. “A Nonmyopic Approach to Cost-Constrained Bayesian Optimization,” In *Uncertainty in Artificial Intelligence Proceedings*, pp. 568-577.
- [LKG21] Li, T., Krakow, L. W., and Gopalswamy, S., 2021. “Optimizing Consensus-Based Multi-Target Tracking with Multiagent Rollout Control Policies,” In *2021 IEEE Conference on Control Technology and Applications*, pp. 131-137.
- [LKG22] Li, T., Krakow, L. W., and Gopalswamy, S., 2022. “SMA-NBO: A Sequential Multi-Agent Planning with Nominal Belief-State Optimization in Target Tracking,” *arXiv preprint arXiv:2203.01507*.
- [LWW16] Lam, R., Willcox, K., and Wolpert, D. H., 2016. “Bayesian Optimization with a Finite Budget: An Approximate Dynamic Programming Approach,” In *Advances in Neural Information Processing Systems*, pp. 883-891.
- [LZY22] Lei, W., Zhang, D., Ye, Y., and Lu, C., 2022. “Joint Beam Training and Data Transmission Control for Mmwave Delay-Sensitive Communications: A Parallel Reinforcement Learning Approach,” *IEEE J. of Selected Topics in Signal Processing*, Vol. 16, pp. 447-459.
- [Lee20] Lee, E. H., 2020. “Budget-Constrained Bayesian Optimization, Doctoral dissertation, Cornell University.
- [Man74] Mandl, P., 1974. “Estimation and Control in Markov Chains,” *Advances in Applied Probability*, Vol. 6, pp. 40-60.
- [MEJ19] Molin, A., Esen, H., and Johansson, K. H., 2019. “Scheduling Networked State Estimators Based on Value of Information,” *Automatica*, Vol. 110.
- [PSC22] Paulson, J. A., Sonouifar, F., and Chakrabarty, A., 2022. “Efficient Multi-Step Lookahead Bayesian Optimization with Local Search Constraints,” *IEEE Conf. on Decision and Control*, pp. 123-129.
- [PoF08] Powell, W. B., and Frazier, P., 2008. “Optimal Learning,” in *State-of-the-Art Decision-Making Tools in the Information-Intensive Age*, INFORMS, pp. 213-246.
- [PoR12] Powell, W. B., and Ryzhov, I. O., 2012. *Optimal Learning*, J. Wiley, N. Y.
- [QHS05] Queipo, N. V., Haftka, R. T., Shyy, W., Goel, T., Vaidyanathan, R., and Tucker, P. K., 2005. “Surrogate-Based Analysis and Optimization,” *Progress in Aerospace Sciences*, Vol. 41, pp. 1-28.
- [RPF12] Ryzhov, I. O., Powell, W. B., and Frazier, P. I., 2012. “The Knowledge Gradient Algorithm for a General Class of Online Learning Problems,” *Operations Research*, Vol. 60, pp. 180-195.
- [RaW06] Rasmussen, C. E., and Williams, C. K., 2006. *Gaussian Processes for Machine Learning*, MIT

Press, Cambridge, MA.

[SSW16] Shahriari, B., Swersky, K., Wang, Z., Adams, R. P., and De Freitas, N., 2015. “Taking the Human Out of the Loop: A Review of Bayesian Optimization,” *Proc. of IEEE*, Vol. 104, pp. 148-175.

[SWM89] Sacks, J., Welch, W. J., Mitchell, T. J., and Wynn, H. P., 1989. “Design and Analysis of Computer Experiments,” *Statistical Science*, Vol. 4, pp. 409-423.

[Sas02] Sasena, M. J., 2002. Flexibility and Efficiency Enhancements for Constrained Global Design Optimization with Kriging Approximations, Ph.D. Thesis, Univ. of Michigan.

[YuK20] Yue, X., and Kontar, R. A., 2020. “Lookahead Bayesian Optimization via Rollout: Guarantees and Sequential Rolling Horizons,” *arXiv preprint arXiv:1911.01004*.