

Successive Interference Cancellation for Bandlimited Channels with Direct Detection

Tobias Prinz, *Student Member, IEEE*, Daniel Plabst,
Thomas Wiegart, *Student Member, IEEE*, Stefano Calabrò,
Nobert Hanik, *Senior Member, IEEE*, and Gerhard Kramer, *Fellow, IEEE*

Abstract—Oversampling increases information rates for bandlimited channels with direct detection, but joint detection and decoding (JDD) is often too complex to implement. Two receiver structures are studied to reduce complexity: separate detection and decoding (SDD) and successive interference cancellation (SIC) with multi-level coding. For bipolar modulation, frequency-domain raised-cosine pulse shaping, and fiber-optic channels with chromatic dispersion, SIC achieves rates close to those of JDD, thereby attaining significant energy gains over SDD and classic intensity modulation. Gibbs sampling further reduces the detector complexity and achieves rates close to those of the forward-backward algorithm at low to intermediate signal-to-noise ratio (SNR) but stalls at high SNR. Simulations with polar codes and higher-order modulation confirm the predicted rate and energy gains.

Index Terms—Capacity, direct detection, Gibbs sampling, information rate, successive interference cancellation.

I. INTRODUCTION

SHORT-REACH fiber-optic communication systems often use direct detection (DD) devices [1] with one photodiode (PD) per wavelength that outputs the intensity of the received optical signal. DD allows easy reconstruction of the transmitted data when using intensity modulation (IM) and symbol-rate sampling [2]–[4]. The paper [5] showed that the DD capacity increases by oversampling, i.e., sampling faster than the symbol rate. In fact, if the dominant noise is before DD, then the capacity is within 1 bit/s/Hz of the capacity with coherent detection. This motivates DD with bipolar modulation (BM) or even complex-valued modulations [5]–[10].

As in [10], we study bandlimited systems and compute achievable information rates for frequency-domain raised-cosine (FD-RC) pulses. The results show that BM and complex-valued modulations exhibit significant energy gains compared to classic IM. The rates in [10] are achieved with joint detection and decoding (JDD), which is usually infeasible because the complexity grows exponentially in the encoder and channel memories. The primary goal of this paper is to show how to approach JDD rates with practical coded modulation.

Date of current version September 12, 2023.

T. Prinz, D. Plabst, T. Wiegart, N. Hanik, and G. Kramer are with the Institute for Communications Engineering of the School of Computation, Information, and Technology at the Technical University of Munich, 80333 Munich, Germany (e-mail: {tobias.prinz, daniel.plabst, thomas.wiegart, nobert.hanik, gerhard.kramer}@tum.de).

S. Calabrò, is with the Huawei Munich Research Center, 80992 Munich, Germany (e-mail: stefano.calabro@huawei.com). (*Tobias Prinz and Daniel Plabst are co-first authors.*)

A. Detection and Decoding

There are several ways to reduce JDD complexity; we consider the following.

- Separate detection and decoding (SDD): compute symbol-wise *a posteriori* probabilities (APPs) and pass them to a decoder; see [11], [12].
- Turbo detection and decoding (TDD): use SDD in a turbo loop to exchange extrinsic APPs between the detector and decoder; see [13], [14].
- Successive interference cancellation (SIC): use SDD with multi-level coding (MLC) and multi-stage detection/decoding (MSD); see [15]–[17].

SDD is usually suboptimal and exhibits a rate loss that grows with the channel memory; see [16, Fig. 5], [18, Fig. 7–9]. TDD can approach JDD performance, but only by carefully designing codes; see [19]. We prefer SIC because it can approach JDD performance with “off-the-shelf” binary codes [16], [17].

B. Detection Algorithms

SDD APPs can be computed by the forward-backward algorithm (FBA) [20]. However, implementing the FBA is infeasible for large memory or large symbol alphabets. To reduce complexity, we approximate the APPs by Gibbs sampling, which is a Markov Chain Monte Carlo method [21, Ch. 29]. Gibbs sampling has been applied to code-division multiple access [22], [23], multi-input multi-output systems [24], [25], and channels with intersymbol interference (ISI) [26]–[30].

C. Organization

This paper is organized as follows. Sec. II describes notation, and Sec. III reviews the system model. Sec. IV reviews the information rates of SDD and SIC. Sec. V describes SIC for binary forward error control codes. Sec. VI reviews Gibbs sampling for APP estimation and achievable rates for mismatched decoding. Sec. VII presents numerical results for SDD, SIC, and polar codes and compares them with the plots in [10]. The results show that SDD does not approach the JDD rates and that BM rates can be worse than IM rates. The results also show that SIC with Gibbs sampling recovers most gains possible with JDD at low to intermediate signal-to-noise ratio (SNR) but stalls at high SNR. Sec. VIII concludes the paper and suggests research problems.

II. NOTATION

Column vectors and matrices are written using bold letters. The transpose of the vector \mathbf{a} is \mathbf{a}^T , the n -dimensional all-zeros vector is $\mathbf{0}_n$, and the $n \times n$ identity matrix is \mathbf{I}_n . The element-wise absolute values of the entries in \mathbf{a} are $|\mathbf{a}|$ and the element-wise squares are $\mathbf{a}^{\circ 2}$. We write strings as $x_\kappa^n = (x_\kappa, \dots, x_n)$ and $\mathbf{x}_\kappa^n = (\mathbf{x}_\kappa, \dots, \mathbf{x}_n)$ and omit the subscript if $\kappa = 1$. We write $\mathbf{a}_{[i]}$ for the vector \mathbf{a} without entry a_i . For complex-valued x , we write $\angle x$ for the phase of x .

The sinc function is $\text{sinc}(t) = \sin(\pi t)/(\pi t)$. The signal $a(t)$ and its Fourier transform $A(f)$ are related by $a(t) \circ\!\!\!\circ\!\!\!\bullet A(f)$. The expression $g(t) * h(t)$ refers to the convolution of $g(t)$ and $h(t)$ and $\|a(t)\|^2 = \int_{-\infty}^{\infty} |a(t)|^2 dt$ is the energy of $a(t)$.

Random variables are written with upper-case letters and their realizations with lower-case letters. The probability mass function (PMF) or density of a discrete or continuous random vector \mathbf{X} is written as $P_{\mathbf{X}}$ or $p_{\mathbf{X}}$, respectively. $E[f(X, Y)]$ is the expectation of $f(X, Y)$. A multivariate real Gaussian density is written as $\mathcal{N}(\mathbf{x}; \boldsymbol{\mu}, \mathbf{C})$ where $\boldsymbol{\mu}$ and \mathbf{C} are a mean vector and covariance matrix, respectively. The conditional density of \mathbf{Y} given \mathbf{X} is written as $p_{\mathbf{Y}|\mathbf{X}}$.

The entropy of a discrete-valued \mathbf{X} and the mutual information of \mathbf{X} and \mathbf{Y} with conditional density $p(\mathbf{y}|\mathbf{x})$ are

$$H(\mathbf{X}) = E[-\log_2 P(\mathbf{X})]$$

$$I(\mathbf{X}; \mathbf{Y}) = E\left[\log_2 \frac{p(\mathbf{Y}|\mathbf{X})}{p(\mathbf{Y})}\right]$$

where we measure the quantities in bits. As mentioned above, we discard subscripts on PMFs or densities if the arguments are uppercase or lowercase versions of their random variables. For n -dimensional \mathbf{X} , define the entropy rate, conditional entropy rate, and mutual information rate in bits per transmitted symbol as the respective

$$H_n(\mathbf{X}) = \frac{1}{n}H(\mathbf{X}), \quad H_n(\mathbf{X}|\mathbf{Y}) = \frac{1}{n}H(\mathbf{X}|\mathbf{Y})$$

$$I_n(\mathbf{X}; \mathbf{Y}) = H_n(\mathbf{X}) - H_n(\mathbf{X}|\mathbf{Y}).$$

III. SYSTEM MODEL

Propagation in fiber is described by the Nonlinear Schrödinger Equation [31, p. 65] that models attenuation and chromatic dispersion (CD), both linear effects, and a Kerr nonlinearity. We consider short-reach links without optical amplifiers or optical noise and with sufficiently small launch power so we can neglect the Kerr non-linearity.

A. Continuous-Time Model

The model is depicted in Fig. 1; see [10]. The symbol alphabet is $\mathcal{A} = \{a_1, \dots, a_M\}$ with $M = 2^m$. A source puts out uniformly, independently, and identically distributed (u.i.i.d.) symbols $(U_\kappa)_{\kappa \in \mathbb{Z}}$ with $U_\kappa \in \mathcal{A}$. A differential phase mapper $f_{\text{diff}}(\cdot)$ maps these symbols to the transmit symbols $(X_\kappa)_{\kappa \in \mathbb{Z}}$, $X_\kappa \in \mathcal{A}$, using $|X_k| = |U_k|$ and $\angle X_k = \angle X_{k-1} + \angle U_k$ for phase modulation. Differential coding helps resolve phase ambiguities; see [10, Sec. IV] and the Appendix.

For the continuous-time signal, we use an FD-RC pulse shape $g_{\text{tx}}(t)$ to obtain the baseband waveform

$$X(t) = \sum_{\kappa} X_\kappa \cdot g_{\text{tx}}(t - \kappa T_s) \quad (1)$$

with symbol-rate $B = 1/T_s$. The roll-off factor is α and $\alpha = 0$ corresponds to the sinc pulse; see [10, Eq. (5)-(6)]. The channel exhibits CD with response [32, Sec. II.B]

$$h_L(t) \circ\!\!\!\circ\!\!\!\bullet H_L(f) = e^{j(\beta_2/2)\omega^2 L} \quad (2)$$

where β_2 is the group velocity dispersion, $\omega = 2\pi f$, and L is the fiber length. The convolution of the random process $X(t)$ and $h_L(t)$ results in $X_L(t)$. The receiver PD is modeled as a square-law device (SLD) that outputs the intensity $Z'(t) = |X_L(t)|^2$ and the PD noise $N'(t)$ is a real-valued white Gaussian random process with two-sided power spectral density $N_0/2$.

The signal and noise pass through a bandwidth-limited sampling device, resulting in $Y(t)$. The filter $g_{\text{rx}}(t)$ has a unit gain frequency response in the interval $[-B, B]$ Hz. The analog-to-digital converter sampling rate is $1/T'_s = 2B$, i.e., the oversampling factor is $N_{\text{os}} = T_s/T'_s = 2$ samples per transmit symbol. Observe that the SLD doubles the bandwidth to $(1 + \alpha)B$ Hz, and the filter $g_{\text{rx}}(t)$ discards useful signal components at the band edges. However, we will study small α where discarding this information is only slightly suboptimal.

B. Discrete-Time Model

Suppose $g_{\text{tx}}(t)$ is a sinc pulse, so the filter $g_{\text{rx}}(t)$ and two-fold oversampling provide sufficient statistics. The channel response up to $X_L(t)$ is $\psi(t) = g_{\text{tx}}(t) * h_L(t)$ and the samples are $\psi_k = \psi(kT'_s)$, $k \in \mathbb{Z}$. For simplicity, suppose $\psi_k = 0$ for $k \notin [0, K-1]$, where K is an odd integer. We write the channel Toeplitz matrix as $\boldsymbol{\Psi} \in \mathbb{C}^{2n \times (2n+K-1)}$, which is constructed from the oversampled channel response $\boldsymbol{\psi} = [\psi_{K-1}, \dots, \psi_0] \in \mathbb{C}^K$. Consider the vector of noise-free samples

$$\mathbf{z} = |\boldsymbol{\Psi}\tilde{\mathbf{x}}'|^{\circ 2} = [z_1, z_2, z_3, \dots, z_{2n}]^T \in \mathbb{R}^{2n \times 1} \quad (3)$$

with input $\tilde{\mathbf{x}}' = [\mathbf{s}_0^T, (\mathbf{x}')^T]^T$ and upsampled symbols

$$\mathbf{x}' = [0, x_1, 0, x_2, \dots, 0, x_n]^T \in \mathbb{C}^{2n \times 1} \quad (4)$$

where the initial state vector is

$$\mathbf{s}_0 = [0, x_{1-\tilde{K}}, 0, x_{2-\tilde{K}}, \dots, 0, x_0]^T \in \mathbb{C}^{(K-1) \times 1} \quad (5)$$

and the channel memory is $\tilde{K} = (K-1)/2$. The discrete-time channel is Gaussian with conditional density

$$p(\mathbf{y}|\mathbf{x}) = \mathcal{N}(\mathbf{y} - |\boldsymbol{\Psi}\tilde{\mathbf{x}}'|^{\circ 2}; \mathbf{0}_{2n}, N_0 B \mathbf{I}_{2n}). \quad (6)$$

More generally, for $\alpha \geq 0$ we compute $\boldsymbol{\Psi}$ for the continuous-time model described in Sec. III-A, and we perform simulations with $N_{\text{os}} = 4$ times oversampling as in [10, Eq. (60)] followed by downsampling.

IV. INFORMATION RATES

We study the information rates of several detection algorithms, including for a given block length n and for $n \rightarrow \infty$. The limiting rates are listed in Table I for convenience.

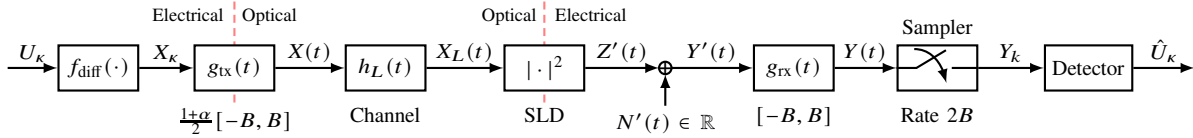


Fig. 1: System model with DD and two-fold oversampling [10].

Detector	Information Rate	Mismatched Rate	Reference
JDD	I_{JDD}	$I_{q,\text{JDD}}$	(8), (42)
SDD	I_{SDD}	$I_{q,\text{SDD}}$	(9), Sec. VI-D
SIC / MSD	$I_{\text{SIC}} = I_{\text{MSD}}$	$I_{q,\text{SDD}} = I_{q,\text{MSD}}$	(14), Sec. VI-D
SIC, bit-wise	$I_{b,\text{SIC}}$	$I_{q,b,\text{SIC}}$	(28), Sec. VI-D

TABLE I: Information rates studied in the paper.

A. SDD Information Rates

SDD computes the symbol-wise APPs $P(u_\kappa|\mathbf{y})$, $\kappa = 1, \dots, n$; see [18]. Consider the bound

$$I_n(\mathbf{U}; \mathbf{Y}) \geq H_n(\mathbf{U}) - \frac{1}{n} \sum_{\kappa=1}^n H(U_\kappa|\mathbf{Y}) := I_{n,\text{SDD}}. \quad (7)$$

The JDD and SDD limiting rates are

$$I_{\text{JDD}} = \lim_{n \rightarrow \infty} H_n(\mathbf{U}) - H_n(\mathbf{U}|\mathbf{Y}) \quad (8)$$

$$I_{\text{SDD}} = \lim_{n \rightarrow \infty} H_n(\mathbf{U}) - \frac{1}{n} \sum_{\kappa=1}^n H(U_\kappa|\mathbf{Y}) \quad (9)$$

and (7) implies $I_{\text{SDD}} \leq I_{\text{JDD}}$. The difference $I_{\text{JDD}} - I_{\text{SDD}}$ may be significant for channels with memory because SDD puts out marginals which neglect dependencies; see [18, Figs. 7-9], [33, Fig. 12].

B. SIC Information Rates

SIC performs a serial-to-parallel (S/P) conversion on the information \mathbf{U} , i.e., downsample \mathbf{U} to create S shorter strings of length $N = n/S$ (assume $N \in \mathbb{Z}$). We write

$$\mathbf{V}_s = (V_{s,t})_{t=1}^N = (U_s, U_{s+S}, \dots, U_{s+(N-1)S}) \quad (10)$$

and form the vector $\mathbf{V} = (\mathbf{V}_s)_{s=1}^S$. Fig. 2a illustrates the S/P conversion for an input string U^{20} with $S = 4$, $N = 5$, and Fig. 2b shows how SIC reduces the effective ISI. For example, consider detecting $V_{3,3} = U_{11}$. As S increases, symbols in the same stage, such as (U_3, U_7) , become less relevant, i.e., S/P conversion reduces their interference, which reduces that rate loss from (11) to (12).

We relate the JDD, SDD, and SIC rates; see [16], [17]. We have $I_n(\mathbf{U}; \mathbf{Y}) = I_n(\mathbf{V}; \mathbf{Y})$ and the bounds

$$I_n(\mathbf{V}; \mathbf{Y}) \stackrel{(a)}{=} H_n(\mathbf{V}) - \frac{1}{n} \sum_{s=1}^S H(\mathbf{V}_s|\mathbf{Y}, \mathbf{V}^{s-1}) \quad (11)$$

$$\stackrel{(b)}{\geq} \underbrace{H_n(\mathbf{V}) - \frac{1}{n} \sum_{s=1}^S \sum_{t=1}^N H(V_{s,t}|\mathbf{Y}, \mathbf{V}^{s-1})}_{:= I_{n,\text{SIC}}} \quad (12)$$

$$\stackrel{(c)}{\geq} \underbrace{H_n(\mathbf{V}) - \frac{1}{n} \sum_{s=1}^S \sum_{t=1}^N H(V_{s,t}|\mathbf{Y})}_{= I_{n,\text{SDD}}} \quad (13)$$

where step (a) follows from the chain rule of entropy; steps (b)-(c) follow because conditioning cannot increase entropy; and step (c) recovers the SDD rate. The limiting SIC rate is

$$I_{\text{SIC}} = \lim_{n \rightarrow \infty} I_{n,\text{SIC}}. \quad (14)$$

We describe some properties of the SIC rates. First, we write $I_{n,\text{SIC}}$ in (12) as

$$I_{n,\text{SIC}} = \frac{1}{S} \sum_{s=1}^S \frac{1}{N} \sum_{t=1}^N \underbrace{I(V_{s,t}; \mathbf{Y}, \mathbf{V}^{s-1})}_{:= I_{N,\text{SIC}}^{(s)}}. \quad (15)$$

The expression (15) suggests the receiver in Fig. 3 with S stages, each with a symbol-wise APP detector and decoder. In SIC stage s , the detector computes APPs

$$P(v_{s,t}|\mathbf{y}, \hat{\mathbf{v}}^{s-1}), \quad t = 1, \dots, N \quad (16)$$

where $\hat{\mathbf{v}}^{s-1}$ is the vector of decoded symbols from previous stages.

Next, suppose \mathbf{V}_s is encoded with a rate less than the limiting rate [16, Sec. III a)]

$$I_{\text{SIC}}^{(s)} = \lim_{N \rightarrow \infty} I_{N,\text{SIC}}^{(s)}. \quad (17)$$

This allows reliable decoding as the block length grows, and we may assume $\mathbf{V}_s = \hat{\mathbf{V}}_s$ and the rates of the individual stages are non-decreasing

$$I_{\text{SIC}}^{(1)} \leq I_{\text{SIC}}^{(2)} \leq \dots \leq I_{\text{SIC}}^{(S)}. \quad (18)$$

By (11)–(13) we have $I_{\text{SDD}} \leq I_{\text{SIC}} \leq I_{\text{JDD}}$.

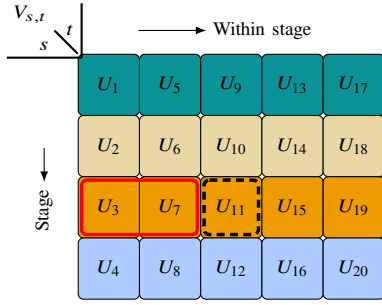
We remark that the SIC component codes are shorter than those of SDD (alternatively, the decoding latency is larger if one uses the same code length per stage as for SDD). Moreover, to prevent error propagation, one must back off from the rate (17) as the block length decreases, which reduces the SIC gain. To mitigate this effect, we use polar codes with successive cancellation list decoding (SCL) [34] and pass the list across decoding stages [35], [36]; see Sec. VII-B.

V. BINARY CODES FOR SIC

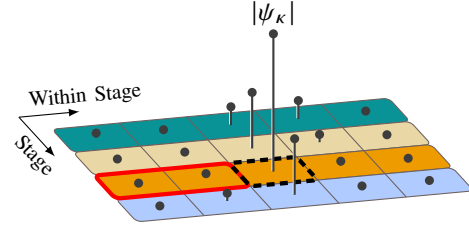
This section combines SIC with binary codes. Each symbol V_κ of \mathbf{V} is labeled by m bits $b(V_\kappa)$ and we write the string of mn bits of \mathbf{V} as

$$\mathbf{B} = b(\mathbf{V}) = (b(V_1), b(V_2), \dots, b(V_n)). \quad (19)$$

The l^{th} bit of V_κ is $b_l(V_\kappa)$ and the string of l^{th} bits of \mathbf{V} is $b_l(\mathbf{V}) = (b_l(V_1), \dots, b_l(V_n))$.



(a) S/P conversion of an input string U^{20} to $V_{s,t}$, $s = 1, \dots, 4$ and $t = 1, \dots, 5$.



(b) Effective ISI with SIC.

Fig. 2: SIC example.

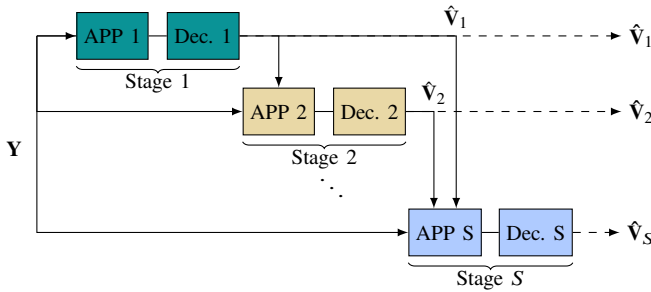


Fig. 3: SIC receiver structure.

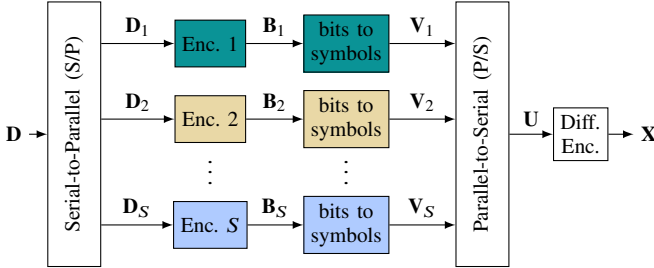


Fig. 4: SIC encoder for binary codes.

A. SIC Transmitter

Fig. 4 shows the encoder. A binary source provides $k \leq n \cdot m$ u.i.i.d. bits \mathbf{D} . The S/P converter partitions \mathbf{D} into S strings $\mathbf{D}_1, \dots, \mathbf{D}_S$ where \mathbf{D}_s has length k_s . Each \mathbf{D}_s is encoded to a length Nm bit string \mathbf{B}_s , so the code rate per stage is $k_s/(Nm)$. The bits \mathbf{B}_s are mapped to the length N string \mathbf{V}_s of symbols from the modulation alphabet \mathcal{A} . The information rate in bits per channel use (bpcu) for SIC stage s is

$$R_s = k_s/N \text{ [bpcu]} \quad (20)$$

and the overall information rate is

$$R_{\text{SIC}} = \frac{1}{S} \sum_{s=1}^S R_s = \frac{k}{n} \text{ [bpcu]}. \quad (21)$$

Finally, the strings $\mathbf{V}_1, \dots, \mathbf{V}_S$ are passed to a P/S converter that reverses (10) and produces \mathbf{U} .

B. SIC Receiver

Binary decoders convert symbol-wise APPs to bit-wise APPs. Two common approaches are bit-metric decoding [37] and MLC/MSD [15]; we focus on the latter. Replacing $V_{s,t}$ by $b(V_{s,t})$, we write (15) as

$$\begin{aligned} I_{n,\text{SIC}} &= I_{n,\text{MSD}} \\ &= \frac{1}{S} \sum_{s,l} \frac{1}{N} \sum_t \underbrace{I(b_l(V_{s,t}); \mathbf{Y}, \mathbf{V}^{s-1}, b_i(V_{s,t})_{i=1}^{l-1})}_{:= I_{n,\text{MSD}}^{(s,l)}} \end{aligned} \quad (22)$$

where $I_{n,\text{MSD}}^{(s,l)}$ is the information rate of bit level l in SIC stage s . We have m binary MSD decoding stages for every SIC stage and work successively through the bit levels. Binary decoding stage l computes the conditional APP of bit level l :

$$P(b_l(v_{s,t})|\mathbf{y}, \hat{\mathbf{v}}^{s-1}, \hat{b}_i(v_{s,t})_{i=1}^{l-1}), \quad l = 1, \dots, m \quad (23)$$

where $(\hat{b}_i(v_{s,t}))_{i=1}^{l-1}$ are the bit estimates from the previous $l-1$ bit levels of $V_{s,t}$, and given the symbol estimates $\hat{\mathbf{V}}^{s-1}$ from previous SIC stages. The APPs are passed to a decoder, and the resulting maximum a posteriori probability (MAP) bit estimate $\hat{b}_l(V_{s,t})$ is passed to the next decoding stage.

Encoding the bit levels $b_l(V_{s,t})$ with rate less than

$$I_{\text{MSD}}^{(s,l)} = \lim_{n \rightarrow \infty} I_{n,\text{MSD}}^{(s,l)} \quad (24)$$

allows reliable decoding of $b_l(V_{s,t})$ as the block length grows. By successively decoding over the bit-levels $l = 1, \dots, m$ and SIC stages $s = 1, \dots, S$, we assume that $\hat{b}_l(V_{s,t}) = b_l(V_{s,t})$ and $\hat{\mathbf{V}}^{s-1} = \mathbf{V}^{s-1}$. MSD thus achieves the rate I_{SIC} in (14).

VI. GIBBS SAMPLING DETECTOR

The FBA computes the $P(v_{s,t}|\mathbf{y}, \hat{\mathbf{v}}^{s-1})$ and $P(v_{s,t}|\mathbf{y})$ for (12) and (13), respectively, and the complexity is exponential in the channel memory \bar{K} . Gibbs sampling reduces the complexity to quadratic in \bar{K} , see Table II, by generating samples from the joint PMFs $P(\mathbf{v}_s|\mathbf{y}, \hat{\mathbf{v}}^{s-1})$ and $P(\mathbf{v}|\mathbf{y})$. The $P(v_{s,t}|\mathbf{y}, \hat{\mathbf{v}}^{s-1})$ and $P(v_{s,t}|\mathbf{y})$ can then be estimated accurately through many such samples. Likewise, the bit-wise APPs (23) for SIC with MSD may be computed using bit-wise sampling [38], [39].

Algorithm	Multiplications per Iteration	Iterations
FBA	$O(n \cdot S \cdot \mathcal{A} ^{\bar{K}})$	1
Gibbs (b-SIC)	$O(n \cdot S \cdot \bar{K}^2 \cdot N_{\text{par}})$	60

TABLE II: Algorithmic complexity for channel memory \bar{K} . The parameter N_{par} refers to the number of parallel samplers.

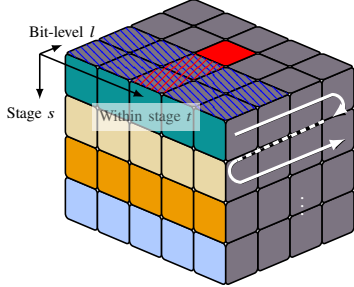


Fig. 5: Binary SIC with $m = 4$ bit levels.

A. SIC with Blocks of Bits (b-SIC)

For SIC, we propose to sample from different APPs than (23), namely the APPs

$$P(b_l(v_{s,t}) | \mathbf{y}, \hat{\mathbf{v}}^{s-1}, \hat{b}_i(\mathbf{v}_s)_{i=1}^{l-1}), \quad l = 1, \dots, m. \quad (25)$$

Instead of conditioning only on the first $l-1$ bits of the symbol $v_{s,t}$ as in (23), we condition on the first $l-1$ bits of all the symbols \mathbf{v}_s from the current stage s .

Consider the illustration in Fig. 5 with $S = 4$ SIC stages, $N = 5$ symbols per stage, and $m = 4$ bit-levels per symbol, e.g., 16-ASK modulation. Consider the APP of the third bit $b_3(V_{1,3})$, marked in red. From (23), we must condition on the previous bits ($b_1(V_{1,3}), b_2(V_{1,3})$) marked in shaded red. According to the new APPs (25), we condition on the bits in shaded blue. The advantage of using (25) is twofold: the new APPs are easier to estimate with sampling, as discussed in the next section, and the achievable rates improve.

To show the rate improvement, observe that for the APPs (25), we have

$$\begin{aligned} I_n(\mathbf{V}; \mathbf{Y}) &= \frac{1}{n} \sum_{s,l} I(b_l(\mathbf{V}_s); \mathbf{Y}, \mathbf{V}^{s-1}, b_1^{l-1}(\mathbf{V}_s)) \\ &\geq \frac{1}{S} \sum_{s,l} \frac{1}{N} \sum_t I(b_l(V_{s,t}); \mathbf{Y}, \mathbf{V}^{s-1}, b_1^{l-1}(\mathbf{V}_s)) \end{aligned} \quad (26)$$

$:= I_{n,\text{b-SIC}} \text{ via (25)}$

$$\geq \frac{1}{S} \sum_{s,l} \frac{1}{N} \sum_t I(b_l(V_{s,t}); \mathbf{Y}, \mathbf{V}^{s-1}, b_1^{l-1}(V_{s,t})). \quad (27)$$

$:= I_{n,\text{SIC}} \text{ via (23)}$

The bound (27) gives the improved rate

$$I_{\text{b-SIC}} := \lim_{n \rightarrow \infty} I_{n,\text{b-SIC}} \geq I_{\text{SIC}}. \quad (28)$$

Note that $I_{n,\text{b-SIC}}$ depends on the bit mapping, and one may use the FBA to compute the APPs (25).

B. Gibbs Sampling with b-SIC

Consider SIC stage s and bit stage l for $t = 1, \dots, N$. To approximate the APPs (25), we sample from the joint posterior PMF of the bits that are not already decoded:

$$P(\tilde{\mathbf{b}}_{s,l} | \mathbf{y}, b(\hat{\mathbf{v}}^{s-1}), \hat{b}_i(\mathbf{v}_s)_{i=1}^{l-1}) \quad (29)$$

where

$$\tilde{\mathbf{b}}_{s,l} = \pi \left(b_i(\mathbf{v}_s)_{i=l}^m, b(\mathbf{v}_{s+1}^S) \right) \quad (30)$$

has a total of $W = nm - (s-1)Nm - N(l-1)$ bits, namely the $(m-l+1)N$ bits of bit-levels l, \dots, m of SIC stage s and the $(S-s)mN$ bits of SIC stages $s+1, \dots, S$. The permutation π sorts the bits in the order they are transmitted over the channel, and this reflects our choice of sampling order; see (32) and the footnote below. Empirically, this ordering results in faster convergence than other orderings.

To simplify notation, we assume that s, l are fixed and replace $\tilde{\mathbf{b}}_{s,l}$ with $\tilde{\mathbf{b}}$. We further assume the conditional values are fixed and define

$$\Phi(\tilde{\mathbf{b}}) := P(\tilde{\mathbf{b}} | \mathbf{y}, b(\hat{\mathbf{v}}^{s-1}), \hat{b}_i(\mathbf{v}_s)_{i=1}^{l-1}). \quad (31)$$

At iteration $i = 0$, we initialize with a realization $\tilde{\mathbf{b}}(0)$ of u.i.i.d. bits. At iteration $i, i \geq 1$, the sampler successively draws realizations from the distributions

$$\tilde{b}_w(i) \sim \Phi(\tilde{b}_w | \tilde{b}^{w-1}(i), \tilde{b}_{w+1}^W(i-1)) \quad (32)$$

for $w = 1, \dots, W$. Observe that we use samples from iteration i for $\tilde{b}^{w-1}(i)$ and samples from iteration $i-1$ for $\tilde{b}_{w+1}^W(i-1)$ when sampling $\tilde{b}_w(i)$.¹ The algorithm stops after N_{iter} iterations; for $N_{\text{iter}} \rightarrow \infty$ the distribution of $\tilde{\mathbf{b}}(N_{\text{iter}})$ tends to $\Phi(\tilde{\mathbf{b}})$ [21, Ch. 29.5].

We remark that the expression in (32) is

$$\Phi(\tilde{b}_w | \tilde{b}^{w-1}(i), \tilde{b}_{w+1}^W(i-1)) = \frac{1}{A_1} p(\mathbf{y} | \mathbf{x}(\tilde{b}_w)) \quad (33)$$

with differentially-encoded symbols

$$\mathbf{x}(\tilde{B}_w) = f_{\text{diff}}(b(\hat{\mathbf{V}}^{s-1}), \hat{b}(\mathbf{V}_s)_{i=1}^{l-1} \tilde{b}^{w-1}(i), \tilde{B}_w, \tilde{b}_{w+1}^W(i-1)) \quad (34)$$

that depend on \tilde{b}_w , and where the normalization constant A_1 ensures that (33) is a PMF. One may readily sample from (33) because the channel (6) is Gaussian. When using $f_{\text{diff}}(\cdot)$ with binary inputs, we place a bit-to-symbol mapping before the differential phase coding.

Finally, we explain the complexity advantage of (25) over (23). The modified sampling algorithm runs N_{iter} iterations through $\tilde{\mathbf{b}}_{s,l}$ for $s = 1, \dots, S$ and $l = 1, \dots, m$, i.e., it runs Sm times. This is because the conditioning in (25) is independent of the index t , and we can use the same joint PMF (29) for each t . Instead, the conditioning of the APPs (23) changes for each t , and we must sample from N joint PMFs, which requires SmN runs of the sampling algorithm.

¹This sampling structure is the reason for choosing the permutation π in (30). The samples of $\tilde{b}^{w-1}(i), \tilde{b}_{w+1}^W(i-1)$ are ordered as the bits affect the channel.

C. APP Estimation and Stalling

The bit-wise APPs may be written as

$$\Phi(\tilde{\mathbf{b}}_w) = \sum_{\tilde{\mathbf{b}}_{[w]}} \Phi(\tilde{\mathbf{b}}) = \mathbb{E} \left[\Phi(\tilde{\mathbf{b}}_w | \tilde{\mathbf{B}}_{[w]}) \right]. \quad (35)$$

One can approximate the expectation from the sampling strings $\tilde{\mathbf{b}}(0), \dots, \tilde{\mathbf{b}}(N_{\text{iter}})$ via empirical PMF estimation or importance sampling [27]. A simple estimate is

$$\Phi(\tilde{\mathbf{b}}_w) \approx \frac{1}{N_{\text{iter}}} \sum_{i=1}^{N_{\text{iter}}} \Phi(\tilde{\mathbf{b}}_w | \tilde{\mathbf{b}}_{[w]}(i)). \quad (36)$$

The estimate (36) is accurate at low SNR, and decoding achieves near-MAP performance [27]. However, the estimate can be inaccurate at high SNR if the sampling stalls because the conditionals (32) are overconfident, e.g., due to poor initialization or a bad current state of the Gibbs sampler [27], [40]–[42]. For instance, consider $\Phi(\tilde{\mathbf{b}}_w = 0) \approx 1$ and $\Phi(\tilde{\mathbf{b}}_w = 1) \approx 0$ so the iterations in (32) are nearly deterministic. In this case, a large N_{iter} is required to obtain good APP estimates.

To address stalling, one may use several samplers in parallel that are initialized with different bit strings. This makes stalling less likely but increases computational complexity. Alternatively, one can reduce confidence by increasing the variance of the channel likelihood; see [40, Sec. III] and [27], [43], [44]. Consider sampling from a modified posterior PMF

$$\Omega(\tilde{\mathbf{b}}) = \frac{1}{A_2} p(\mathbf{y} | \tilde{\mathbf{b}}, b(\hat{\mathbf{v}}^{s-1}), \hat{b}_i(\mathbf{v}_s)_{i=1}^{l-1})^{\frac{1}{\eta}} \quad (37)$$

where $\eta \in [1, \infty)$ is a confidence parameter and A_2 is a normalization constant. For Gaussian channels, η is a multiplicative factor for the noise variance.

The conditionals of (37) for Gibbs sampling are

$$\Omega(\tilde{\mathbf{b}}_w | \tilde{\mathbf{b}}^{w-1}(i), \tilde{\mathbf{b}}_{w+1}^W(i-1)) = \frac{1}{A_3} \left(p(\mathbf{y} | \mathbf{x}(\tilde{\mathbf{b}}_w)) \right)^{\frac{1}{\eta}} \quad (38)$$

where A_3 is again a normalization constant. We may insert the modified conditionals (38) into (32). As $N_{\text{iter}} \rightarrow \infty$ the distribution of $\tilde{\mathbf{b}}(N_{\text{iter}}), \tilde{\mathbf{b}}(N_{\text{iter}+1}), \dots$ tends to $\Omega(\tilde{\mathbf{b}})$. We use importance sampling to estimate (35) as

$$\Phi(\tilde{\mathbf{b}}_w) \approx \frac{1}{N_{\text{iter}}} \sum_{i=1}^{N_{\text{iter}}} \underbrace{\frac{\Phi(\tilde{\mathbf{b}}_{[w]}(i))}{\Omega(\tilde{\mathbf{b}}_{[w]}(i))}}_{\text{Importance weights}} \Phi(\tilde{\mathbf{b}}_w | \tilde{\mathbf{b}}_{[w]}(i)) \quad (39)$$

where the $\tilde{\mathbf{b}}(i)$ are provided by the sampler and approximate $\Omega(\tilde{\mathbf{b}})$ and not the true posterior PMF. The importance weights resolve the mismatch. For $\eta = 1$, (39) becomes (36). For $\eta > 1$, one can avoid stalling at high SNR and the estimate (39) is significantly better than (36) in general [40, Fig. 2]. Finally, one may optimize η for every SNR by a line search with the corresponding rate expression as the cost function.

D. Mismatched Decoding

To further reduce complexity, we set \tilde{K} to be smaller than the actual channel memory, i.e., we use mismatched decoding. The detector in [10] replaces (6) with

$$q(\mathbf{y} | \mathbf{u}) = \mathcal{N}(\mathbf{y} - |\Psi' \tilde{\mathbf{x}}'|^{o2}; \boldsymbol{\mu}_{\mathbf{Q}}, \mathbf{C}_{\mathbf{Q}\mathbf{Q}}) \quad (40)$$

where the matrix Ψ' is constructed as Ψ , but with a smaller memory \tilde{K} . We optimize $\boldsymbol{\mu}_{\mathbf{Q}}$ and $\mathbf{C}_{\mathbf{Q}\mathbf{Q}}$ of the auxiliary channel (40) according to [10, Sec. III. C].

Let $q(\mathbf{y}) = \sum_{\mathbf{u}} P(\mathbf{u}) q(\mathbf{y} | \mathbf{u})$ and consider the rates

$$I_{q,n}(\mathbf{U}; \mathbf{Y}) := \frac{1}{n} \mathbb{E} \left[\log_2 \frac{q(\mathbf{Y} | \mathbf{U})}{q(\mathbf{Y})} \right] \quad (41)$$

$$I_{q,\text{JDD}} := \lim_{n \rightarrow \infty} \frac{1}{n} I_{q,n}(\mathbf{U}; \mathbf{Y}) \quad (42)$$

where the expectation is over the actual $P(\mathbf{u})p(\mathbf{y} | \mathbf{u})$. We then have (see [10])

$$I_{q,n}(\mathbf{U}; \mathbf{Y}) \leq I_n(\mathbf{U}; \mathbf{Y}), \quad I_{q,\text{JDD}} \leq I_{\text{JDD}}. \quad (43)$$

We likewise compute the limiting rates $I_{q,\text{SDD}}, I_{q,\text{SIC}} = I_{q,\text{MSD}}$, and $I_{q,\text{b-SIC}}$ as lower bounds on the respective $I_{\text{SIC}} = I_{\text{MSD}}, I_{\text{SDD}}$, and $I_{\text{b-SIC}}$ based on (12), (13), (22) and (26); see [45, Eq. (44)] or [46, Eq. (39)].

VII. NUMERICAL RESULTS

We simulate blocks with $n \geq 20 \times 10^3$ transmit symbols over $L = 0$ km or $L = 30$ km of SSMF without attenuation (0 dB/km). The symbol rate is $B = 35$ GBaud in the C band at carrier wavelength 1550 nm. The group velocity dispersion is $\beta_2 = -2.168 \times 10^{-23}$ s²/km. The average transmit power is

$$P_{\text{tx}} = \frac{\mathbb{E} [\|X(t)\|^2]}{n \cdot T_s} \quad (44)$$

and the variance of the noise samples after filtering is $N_0 B = 1$ so we define $\text{SNR} = P_{\text{tx}}$; see [10, Sec. V]. The spectral efficiency (SE) of FD-RC pulses is

$$\text{SE} = R / (1 + \alpha) \quad [\text{bit/s/Hz}] \quad (45)$$

where R is the information rate in bpcu. We estimate R using $I_{q,\text{JDD}}, I_{q,\text{SIC}}$, and $I_{q,\text{b-SIC}}$, that we compute via Monte Carlo simulation. The channel state \mathbf{s}'_0 (cf. Sec. VI-D) is known at the receiver.

We use the M -ary modulation formats of [10]:

- unipolar M -PAM with $\mathcal{A} = \{0, 1, \dots, 2^m - 1\}$;
- bipolar M -ASK with $\mathcal{A} = \{\pm 1, \pm 3, \dots, \pm (2^m - 1)\}$;
- M -SQAM with $\mathcal{A} = \{\pm a, \pm ja \mid a = 1, 2, \dots, M/4\}$.

We approximate the combined filter $\psi(t)$ with a discrete filter ψ_k with $K = N_{\text{os}} \cdot 101 + 1$ taps, resulting in a system memory of $\tilde{K} = 101$. This choice has ψ_k containing 99.98% of the energy of $\psi(t)$.

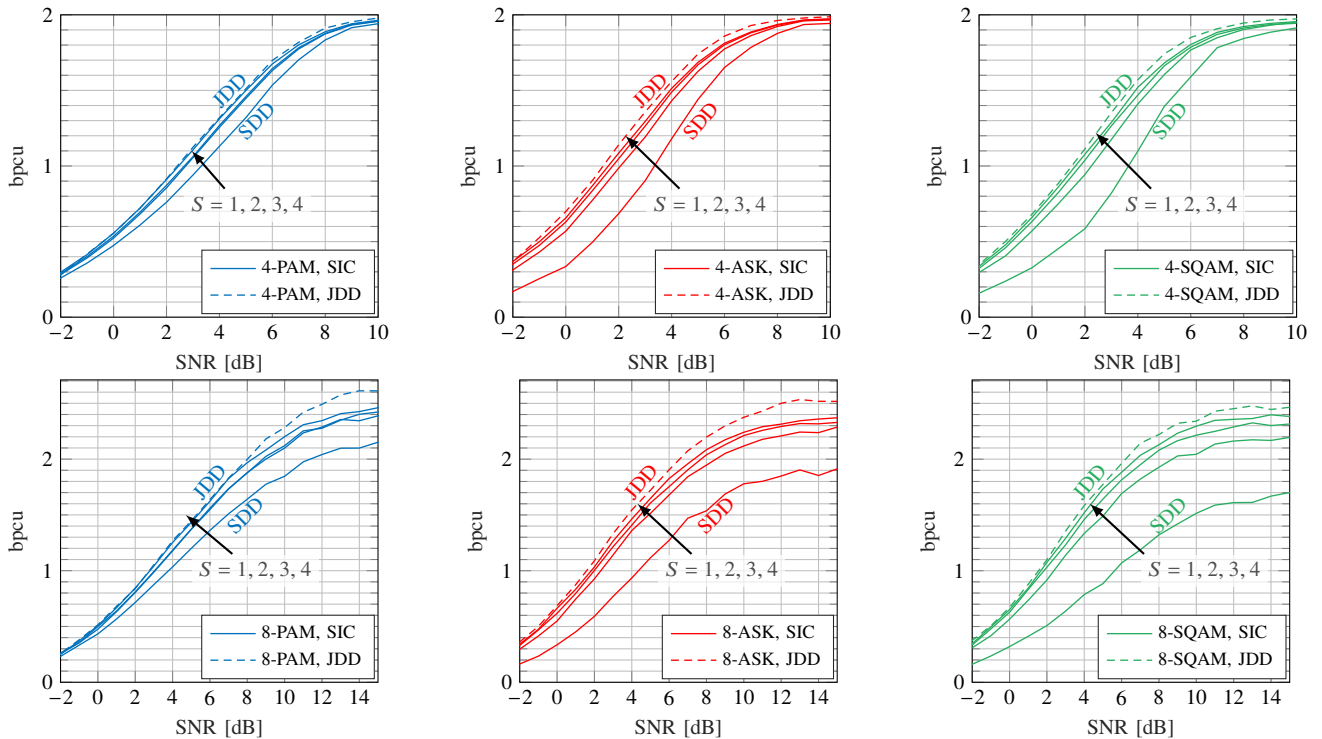


Fig. 6: Rates $I_{q,SIC}$ for $S = 1, 2, 3, 4$ stages and $I_{q,JDD}$, $L = 30$ km, $\tilde{K} = 9$ and $\tilde{K} = 7$ for $M = 4$ and $M = 8$, respectively.

A. SIC rates via FBA

We use the FBA when the complexity is feasible. Fig. 6 shows the rates $I_{q,JDD}$ and $I_{q,SIC}$ for $L = 30$ km of fiber and with sinc pulses. The rates increase with the number of SIC stages S . Observe that $\tilde{K} = 9$ suffices to achieve nearly 2 bpcu for all 4-ary alphabets and large SNR; see also [10, Fig. 8a]. For $M = 4$, SDD achieves good rates for large SNR; see also [10, Fig. 1] for BPSK. For medium SNR, SDD exhibits larger losses for ASK and SQAM. For $M = 8$ and $\tilde{K} = 7$, the rates are limited by interference and saturate before 3 bpcu. Increasing \tilde{K} would thus achieve higher rates. Likewise, SDD shows large losses for ASK and 8-SQAM for medium SNR due to the small auxiliary memory.

Fig. 6 shows that SIC approaches the JDD rates for large S . The performance with $S = 4$ agrees with JDD at low-to-medium SNR. For large S , the energy gains for ASK, PAM, and SQAM are similar to those in [10].

B. Polar-Coded SDD and SIC with the FBA

Practical communication systems can achieve the SIC rates in Fig. 6. To show this, we use polar codes [47] combined with MLC/MSD [48]. We further use successive cancellation list (SCL) decoding [34] that passes a list of the most likely codewords between stages. The detector of the next stage uses this list to generate a list of APPs for the next decoder [35], [36], i.e., we pass a list of possible bit strings to the next stage instead of only one hard-decision string.

We simulate 10^6 frames that each have 1024 4-PAM/ASK symbols. For MSD with 4-ASK/PAM (2 bit-levels), we use $2S$ binary polar codes of length $2048/(2S)$ bits each. We set the

rate (20) to $R = 1$ bpcu, i.e., there are $k = 1024$ data bits per transmitted frame. The SCL list size is eight, and we use an outer 16-bit cyclic redundancy check (CRC) code; see [34]. The polar codes are designed using Monte Carlo methods [47], [49], and the code rate of all component codes (S SIC levels, m bit levels) is simultaneously optimized. One can find the least reliable bit positions, i.e., the frozen bits, by decoding many frames to estimate the reliability of every bit position.

Fig. 7a shows $I_{q,SIC}$ for $\tilde{K} = 5$ and a FD-RC pulse with $\alpha = 0.2$ so $SE \approx 0.83$ bit/s/Hz. For SDD, the 4-ASK and 4-PAM rates almost coincide. Using SIC with $S = 2, 4$, ASK gains approximately 0.59 dB and 0.75 dB in SNR over PAM, respectively, at 0.83 bit/s/Hz. Comparing SIC with $S = 4$ to SDD ($S = 1$), PAM and ASK gain 1.14 dB and 1.86 dB in SNR, respectively. Fig. 7b shows the FERs for which the SNR gains closely match those of Fig. 7a at FER 10^{-3} .

C. SIC rates via Gibbs sampling

This section presents results for $I_{q,b-SIC}$ where the APPs are approximated by Gibbs sampling. The results are compared to $I_{q,SIC}$ where the APPs are computed via the FBA. To avoid stalling at high SNR, we use $N_{par} = 20$ parallel samplers and perform $N_{iter} = 60$ iterations per sampler. The first few (here, ten) iterations are discarded (the so-called burn-in period). For every SNR, we use a line search with a training set of 10×10^3 symbols to optimize the confidence parameter η with respect to $I_{q,b-SIC}$. We use a binary reflected Gray code to label the elements in the alphabet \mathcal{A} .

Fig. 8 shows results for $L = 30$ km and sinc pulses and plots the SIC rates $I_{q,b-SIC}$ for 4-ASK, 8-ASK, and $S = 1, \dots, 4$, where the APPs are estimated via sampling. Using (28), we

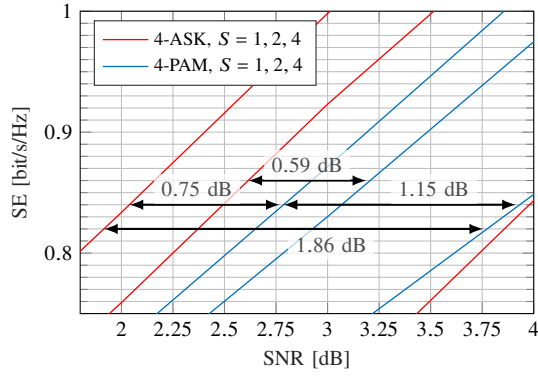
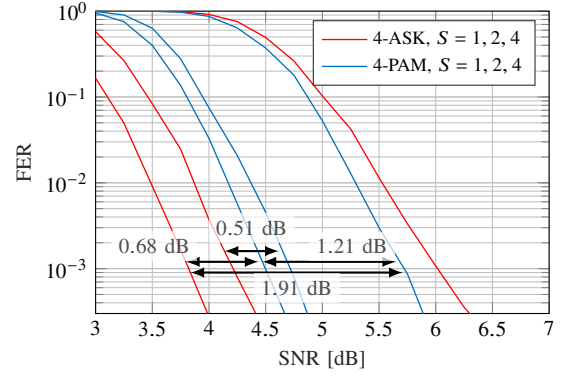
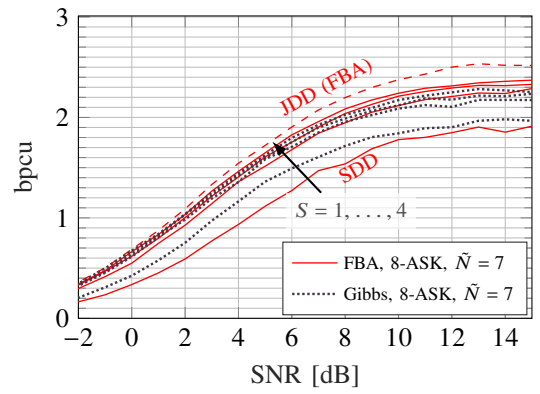
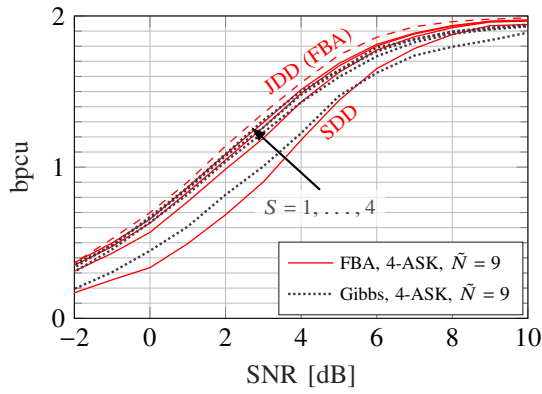
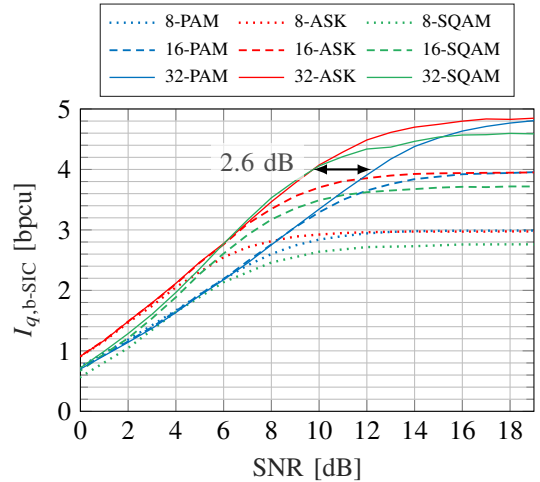

 (a) Achievable rates around $SE \approx 0.83$ bit/s/Hz.

 (b) FER at a $SE \approx 0.83$ bit/s/Hz for polar coded modulation.

 Fig. 7: SE based on $I_{q,SIC}$ and polar-coded FER for 4-ASK/PAM, $\tilde{K} = 5$, FD-RC ($\alpha = 0.2$) and $L = 30$ km.

 Fig. 8: Comparison of $I_{q,b-SIC}$ (Gibbs sampling) and $I_{q,SIC}$ (FBA) for sinc pulses and $L = 30$ km.

have $I_{SIC} \leq I_{b-SIC}$, and for a sufficiently large \tilde{K} this should be reflected in Fig. 8. The figure shows that $I_{q,SIC} \leq I_{q,b-SIC}$ for $S = 1$ and low SNR. The sampler still stalls at high SNR, and the rates saturate. PAM and SQAM behave similarly when comparing $I_{q,SIC}$ computed via the FBA to $I_{q,b-SIC}$ computed via Gibbs sampling. These results are omitted. As S increases, the rates $I_{q,b-SIC}$ via Gibbs sampling approach the JDD curve at low and medium SNR, but not at high SNR. Remedies for this behavior include more iterations and parallel samplers.

Fig. 9 shows the SIC rates $I_{q,b-SIC}$ with Gibbs sampling for $\tilde{K} = 9$. Complexity prohibits using the FBA to create reference plots. ASK and PAM constellations achieve the maximum SE of $\log_2 M / (1 + \alpha)$ for $M = 8, 16$. For $M = 32$, both curves saturate due to ISI; this can be resolved using $\tilde{K} > 9$. ASK gains up to 2.6 dB over PAM for $M = 32$. M -SQAM saturates at lower rates, likely because it is difficult to distinguish the phases. Two options to improve performance are increasing \tilde{K} and using modulations that avoid phase ambiguities.

Fig. 10 shows SIC rates for $S = 4$, $\tilde{K} = 9$, and 4-ASK when using Gibbs sampling with $N_{iter} = 1, 2, 5, 10, 20$ iterations after the burn-in period. Observe that more iterations are needed for high SNR and that N_{iter} can be reduced at the cost of only slightly lower rates.


 Fig. 9: SIC rates $I_{q,b-SIC}$ via Gibbs sampling using FD-RC ($\alpha = 0.2$) pulses, $L = 0$ km, $\tilde{K} = 9$, and $S = 4$.

VIII. CONCLUSION

Three receiver architectures were compared for DD receivers with oversampling: JDD, SDD, and SIC. SDD can exhibit significant rate loss compared to JDD, especially for

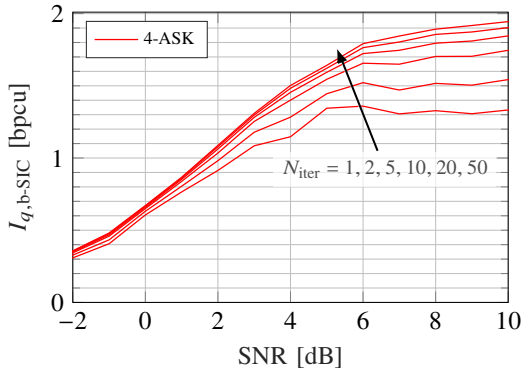


Fig. 10: SIC rates $I_{q,b-SIC}$ via Gibbs sampling vs. number of Gibbs sampler iterations for 4-ASK, $\bar{K} = 9$, $S = 4$ and $N_{\text{par}} = 20$ parallel samplers.

BM. SIC with MLC/MSD can approach JDD performance with only a few SIC stages. Simulations with polar codes showed that BM can significantly outperform intensity modulation (IM) for practical receivers.

Gibbs sampling reduces the detector complexity as compared to the FBA. Simulations at low SNR showed that a few iterations suffice to achieve rates close to the JDD rates. At large SNR, Gibbs sampling can stall.

There are many open research problems. For example, symmetric constellations exhibit phase ambiguities that motivate the use of asymmetric constellations, pulse shaping, or probabilistic constellation shaping. Similarly, one may analyze performance with noise before DD, e.g., shot noise or noise from transmitter components.

APPENDIX

This appendix treats phase ambiguities for pulses symmetric about $t = 0$, such as FD-RC with CD, and symbol alphabets \mathcal{A} with phase symmetries, such as M -ASK. A similar discussion can be found in [6, Sec. II]. Our main interest is high SNR, so consider the noise-free SLD output

$$y'(t) = \left| \sum_{\kappa} X_{\kappa} g_{\text{tx}}(t - \kappa T_s) \right|^2 \quad (46)$$

At $t = 0$, we thus have

$$y'(0) = |X_0|^2 \cdot |g_{\text{tx}}(0)|^2 \quad (47)$$

and similarly for all even samples; at $t = T_s/2$ we have

$$\begin{aligned} y'(T_s/2) &= \left| \sum_{\kappa} X_{\kappa} g_{\text{tx}}(T_s/2 - \kappa T_s) \right|^2 \\ &= \left| \sum_{\kappa \geq 1} (X_{\kappa} + X_{1-\kappa}) g_{\text{tx}}(T_s/2 - \kappa T_s) \right|^2 \end{aligned} \quad (48)$$

and similarly for all odd samples. One loses the phase information in the even samples (47), and there is symmetric ISI in the odd samples. This symmetry can be problematic if \mathcal{A} has a ± 1 phase symmetry, for example.

To illustrate, consider BPSK with $\mathcal{A} = \{\pm 1\}$ and a mismatched receiver that accounts for only the first pulse values $g_{\text{tx}}(\pm T_s/2)$ in (48). Suppose the initial and final states are x_0 and x_{n+1} , respectively. The resulting approximation of (48) is

$$y'(T_s/2) \approx 2(1 + X_0 X_1) |g_{\text{tx}}(T_s/2)|^2 \quad (49)$$

and we obtain the string of normalized odd samples

$$\left\{ \frac{y'(\kappa T_s + T_s/2)}{2|g_{\text{tx}}(T_s/2)|^2} - 1 \right\}_{\kappa=0}^{n+1} \approx x_0 X_1, X_1 X_2, \dots, X_n x_{n+1}. \quad (50)$$

The expression (50) shows that the SLD operates similarly to a differential detector on the odd samples, which explains why differential coding is useful. In fact, without differential coding, SDD is useless if $x_0 = x_{n+1} = 0$ because $P_{X_k|Y}(a|y) = 1/2$ for $a = \pm 1$. Moreover, SDD is severely hampered for large n if $x_0 \in \{\pm 1\}$ and $x_{n+1} \in \{\pm 1\}$, since SDD must first detect X_1 or X_n , and then successively the remaining symbols.

ACKNOWLEDGMENT

The authors wish to thank G. Böcherer, T. Rahman and N. Stojanović for helpful discussions.

REFERENCES

- [1] M. Chagnon, "Optical communications for short reach," *J. Lightw. Technol.*, vol. 37, no. 8, pp. 1779–1797, April 2019.
- [2] S. D. Dismanayake and J. Armstrong, "Comparison of ACO-OFDM, DCO-OFDM and ADO-OFDM in IM/DD systems," *J. Lightw. Technol.*, vol. 31, no. 7, pp. 1063–1072, 2013.
- [3] L. Chen, B. Krongold, and J. Evans, "Performance analysis for optical OFDM transmission in short-range IM/DD systems," *J. Lightw. Technol.*, vol. 30, no. 7, pp. 974–983, 2012.
- [4] A. Mecozzi and M. Shtaif, "On the capacity of intensity modulated systems using optical amplifiers," *IEEE Photon. Technol. Lett.*, vol. 13, no. 9, pp. 1029–1031, 2001.
- [5] —, "Information capacity of direct detection optical transmission systems," *J. Lightw. Technol.*, vol. 36, no. 3, pp. 689–694, 2018.
- [6] M. Secondini and E. Forestieri, "Direct detection of bipolar pulse amplitude modulation," *J. Lightw. Technol.*, vol. 38, no. 21, pp. 5981–5990, 2020.
- [7] A. Tasbihi and F. R. Kschischang, "On the capacity of waveform channels under square-law detection of time-limited signals," *IEEE Trans. Inf. Theory*, vol. 66, no. 11, pp. 6682–6687, 2020.
- [8] —, "Direct detection under Tukey signalling," *J. Lightw. Technol.*, vol. 39, no. 21, pp. 6845–6857, 2021.
- [9] A. Mecozzi, C. Antonelli, and M. Shtaif, "Kramers–Kronig coherent receiver," *Optica*, vol. 3, no. 11, pp. 1220–1227, Nov 2016.
- [10] D. Plabst, T. Prinz, T. Wiegart, T. Rahman, N. Stojanović, S. Calabrò, N. Hanik, and G. Kramer, "Achievable rates for short-reach fiber-optic channels with direct detection," *J. Lightw. Technol.*, vol. 40, no. 12, pp. 3602–3613, 2022.
- [11] A. Sheikh, A. Graell i Amat, and G. Liva, "Achievable information rates for coded modulation with hard decision decoding for coherent fiber-optic systems," *J. Lightw. Technol.*, vol. 35, no. 23, pp. 5069–5078, 2017.
- [12] G. Liga, A. Alvarado, E. Agrell, and P. Bayvel, "Information rates of next-generation long-haul optical fiber systems using coded modulation," *J. Lightw. Technol.*, vol. 35, no. 1, pp. 113–123, 2017.
- [13] C. Douillard, M. Jézéquel, C. Berrou, D. Electronique, A. Picart, P. Didier, and A. Glavieux, "Iterative correction of intersymbol interference: turbo-equalization," *Eur. Trans. Telecommun.*, vol. 6, no. 5, pp. 507–511, 1995.
- [14] X. Wang and H. V. Poor, "Iterative (turbo) soft interference cancellation and decoding for coded CDMA," *IEEE Trans. Commun.*, vol. 47, no. 7, pp. 1046–1061, 1999.
- [15] U. Wachsmann, R. F. Fischer, and J. B. Huber, "Multilevel codes: Theoretical concepts and practical design rules," *IEEE Trans. Inf. Theory*, vol. 45, no. 5, pp. 1361–1391, 1999.

- [16] H. Pfister, J. Soriaga, and P. Siegel, "On the achievable information rates of finite state ISI channels," in *IEEE Global Telecommun. Conf.*, vol. 5, 2001, pp. 2992–2996 vol.5.
- [17] J. B. Soriaga, H. D. Pfister, and P. H. Siegel, "Determining and approaching achievable rates of binary intersymbol interference channels using multistage decoding," *IEEE Trans. Inf. Theory*, vol. 53, no. 4, pp. 1416–1429, 2007.
- [18] R. Müller and W. Gerstacker, "On the capacity loss due to separation of detection and decoding," *IEEE Trans. Inf. Theory*, vol. 50, no. 8, pp. 1769–1778, 2004.
- [19] S. Ten Brink, G. Kramer, and A. Ashikhmin, "Design of low-density parity-check codes for modulation and detection," *IEEE Trans. Commun.*, vol. 52, no. 4, pp. 670–678, 2004.
- [20] L. Bahl, J. Cocke, F. Jelinek, and J. Raviv, "Optimal decoding of linear codes for minimizing symbol error rate," *IEEE Trans. Inf. Theory*, vol. 20, no. 2, pp. 284–287, 1974.
- [21] D. J. C. MacKay, *Information Theory, Inference and Learning Algorithms*. Cambridge University Press, 2003.
- [22] V. Buchoux, O. Cappé, and É. Moulines, "Turbo multiuser detection for coded DS-CDMA systems: A Gibbs sampling approach," in *Asilomar Conf. Signals, Sys., Computers*, vol. 2, 2000, pp. 1426–1430.
- [23] X. Wang and R. Chen, "Adaptive Bayesian multiuser detection for synchronous CDMA with Gaussian and impulsive noise," *IEEE Trans. Signal Process.*, vol. 48, no. 7, pp. 2013–2028, 2000.
- [24] T. M. Schmidl, A. Gatherer, X. Wang, and R. Chen, "Interference cancellation using the Gibbs sampler," in *IEEE Vehic. Technol. Conf. Fall 2000*, vol. 1, 2000, pp. 429–433.
- [25] Z. Shi, H. Zhu, and B. Farhang-Boroujeny, "Markov chain Monte Carlo techniques in iterative detectors: a novel approach based on Monte Carlo integration," in *IEEE Global Telecommun. Conf.*, vol. 1, 2004, pp. 325–329.
- [26] Z. Yang and X. Wang, "Turbo equalization for GMSK signaling over multipath channels based on the Gibbs sampler," *IEEE J. Sel. Areas Commun.*, vol. 19, no. 9, pp. 1753–1763, 2001.
- [27] B. Farhang-Boroujeny, H. Zhu, and Z. Shi, "Markov chain Monte Carlo algorithms for CDMA and MIMO communication systems," *IEEE Trans. Signal Process.*, vol. 54, no. 5, pp. 1896–1909, 2006.
- [28] R.-H. Peng, R.-R. Chen, and B. Farhang-Boroujeny, "Markov chain Monte Carlo detectors for channels with intersymbol interference," *IEEE Trans. Signal Process.*, vol. 58, no. 4, pp. 2206–2217, 2009.
- [29] —, "Low complexity Markov chain Monte Carlo detector for channels with intersymbol interference," in *IEEE Int. Conf. Commun.*, 2009, pp. 1–5.
- [30] F. M. Kashif, H. Wymeersch, and M. Z. Win, "Monte Carlo equalization for nonlinear dispersive satellite channels," *IEEE J. Sel. Areas Commun.*, vol. 26, no. 2, pp. 245–255, 2008.
- [31] G. Agrawal, *Fiber-Optic Communication Systems*, 4th ed. John Wiley & Sons, Inc., Hoboken, NJ, USA, 2010.
- [32] D. Plabst, F. J. García-Gómez, T. Wiegart, and N. Hanik, "Wiener filter for short-reach fiber-optic links," *IEEE Commun. Lett.*, vol. 24, no. 11, pp. 2546–2550, 2020.
- [33] A. Kavčić, X. Ma, and M. Mitzenmacher, "Binary intersymbol interference channels: Gallager codes, density evolution, and code performance bounds," *IEEE Trans. Inf. Theory*, vol. 49, no. 7, pp. 1636–1652, 2003.
- [34] I. Tal and A. Vardy, "List decoding of polar codes," *IEEE Trans. Inf. Theory*, vol. 61, no. 5, pp. 2213–2226, 2015.
- [35] T. Prinz and P. Yuan, "Successive cancellation list decoding of BMERA codes with application to higher-order modulation," in *IEEE Int. Symp. Turbo Codes & Iterative Inf. Process.*, 2018, pp. 1–5.
- [36] L. Karakchieva and P. Trifonov, "Joint list multistage decoding with sphere detection for polar coded SCMA systems," in *VDE ITG Conf. Sys., Commun. Coding*, 2019, pp. 1–6.
- [37] A. Martínez, A. G. i Fàbregas, G. Caire, and F. M. Willems, "Bit-interleaved coded modulation revisited: A mismatched decoding perspective," *IEEE Trans. Inf. Theory*, vol. 55, no. 6, pp. 2756–2765, 2009.
- [38] H. Zhu, B. Farhang-Boroujeny, and R.-R. Chen, "On performance of sphere decoding and Markov chain Monte Carlo detection methods," *IEEE Signal Process. Lett.*, vol. 12, no. 10, pp. 669–672, 2005.
- [39] X. Mao, P. Amini, and B. Farhang-Boroujeny, "Markov chain Monte Carlo MIMO detection methods for high signal-to-noise ratio regimes," in *IEEE Global Telecommun. Conf.*, 2007, pp. 3979–3983.
- [40] M. Senst and G. Ascheid, "A Rao-Blackwellized Markov chain Monte Carlo algorithm for efficient MIMO detection," in *IEEE Int. Conf. Commun. (ICC)*, 2011, pp. 1–6.
- [41] B. Hassibi, M. Hansen, A. G. Dimakis, H. A. J. Alshamary, and W. Xu, "Optimized Markov chain Monte Carlo for signal detection in MIMO systems: An analysis of the stationary distribution and mixing time," *IEEE Trans. Signal Process.*, vol. 62, no. 17, pp. 4436–4450, 2014.
- [42] J. C. Hedstrom, C. H. Yuen, R.-R. Chen, and B. Farhang-Boroujeny, "Achieving near MAP performance with an excited Markov chain Monte Carlo MIMO detector," *IEEE Trans. Wireless Commun.*, vol. 16, no. 12, pp. 7718–7732, 2017.
- [43] M. Hansen, B. Hassibi, A. G. Dimakis, and W. Xu, "Near-optimal detection in MIMO systems using Gibbs sampling," in *IEEE Global Telecommun. Conf.*, 2009, pp. 1–6.
- [44] D. Auras, U. Deidersen, R. Leupers, and G. Ascheid, "VLSI design of a parallel MCMC-based MIMO detector with multiplier-free Gibbs samplers," in *Int. Conf. Very Large Scale Integration*, 2014, pp. 1–6.
- [45] D. M. Arnold, H.-A. Loeliger, P. O. Vontobel, A. Kavčić, and W. Zeng, "Simulation-based computation of information rates for channels with memory," *IEEE Trans. Inf. Theory*, vol. 52, no. 8, pp. 3498–3508, 2006.
- [46] P. Sadeghi, P. O. Vontobel, and R. Shams, "Optimization of information rate upper and lower bounds for channels with memory," *IEEE Trans. Inf. Theory*, vol. 55, no. 2, pp. 663–688, 2009.
- [47] E. Arkan, "Channel polarization: A method for constructing capacity-achieving codes for symmetric binary-input memoryless channels," *IEEE Trans. Inf. Theory*, vol. 55, no. 7, pp. 3051–3073, 2009.
- [48] M. Seidl, A. Schenk, C. Stierstorfer, and J. B. Huber, "Polar-coded modulation," *IEEE Trans. Commun.*, vol. 61, no. 10, pp. 4108–4119, 2013.
- [49] G. Böcherer, T. Prinz, P. Yuan, and F. Steiner, "Efficient polar code construction for higher-order modulation," in *IEEE Wireless Commun. Networking Conf. Workshops (WCNCW)*, 2017, pp. 1–6.