

The Complexity of the Shapley Value for Regular Path Queries

Majd Khalil ✉

Technion, Haifa, Israel

Benny Kimelfeld ✉ 

Technion, Haifa, Israel

Abstract

A path query extracts from a labeled graph vertex tuples based on the words that are formed from the paths that connect the vertices. We study the computational complexity of measuring the contribution of edges and vertices to an answer of a path query. We focus on conjunctive regular path queries. To measure this contribution, we adopt the traditional Shapley value from cooperative game theory. This value has been recently proposed and studied in the context of relational database queries, and has uses in a plethora of other domains, including importance measurement of feature values for machine-learning classifiers.

We first study edge contribution and show that the exact Shapley value is almost always hard to compute. Specifically, it is $\#P$ -hard to calculate the contribution of an edge whenever at least one (non-redundant) conjunct allows for a word of length three or more. In the case of regular path queries (i.e., no conjunction), the problem is tractable if the query has only words of length at most two; hence, this property fully characterizes the tractability of the problem. On the other hand, if we allow for an approximation error, then it is straightforward to obtain an efficient scheme (FPRAS) for an additive approximation. Yet, a multiplicative approximation is harder to obtain. We establish that in the case of conjunctive regular path queries, a multiplicative approximation of the Shapley value of an edge can be computed in polynomial time if and only if all query atoms are finite languages (assuming non-redundancy and conventional complexity limitations). We also study the analogous situation where we wish to determine the contribution of a vertex, rather than an edge, and establish results of a similar nature.

2012 ACM Subject Classification Theory of computation → Data provenance

Keywords and phrases Path queries Regular path queries Graph databases Responsibility Shapley value

Digital Object Identifier 10.4230/LIPIcs.CVIT.2016.23

1 Introduction


Graph databases arise in common applications where the underlying data is a network of entities, and especially when connectivity and path structures are of importance. Such usage spans many fields, including the Semantic Web [2], social networks [10], biological networks [18, 36], data provenance [1], fraud detection [28], recommendation engines [35], and many more. In their simplest form, graph databases are finite, directed, edge-labeled graphs. Vertices represent entities, and edges of different labels are relationships of different types thereof. The connected nature of graph databases raises the need for tools that allow inspecting and analyzing the structure and patterns present in the data; this is typically realized in the form of queries that enable users to specify the structure of paths of interest.

A canonical example of a graph query is the Regular Path Query (RPQ) [5, 7, 8, 34]. RPQs allow the specification of paths using regular expressions over the edge labels. When evaluated on a graph, the answers are source-target pairs of vertices that are connected by a path that conforms to the query's regular expression. This allows users to inspect complex connections in graphs by enabling them to form queries that match arbitrarily long paths.

 © Majd Khalil and Benny Kimelfeld;
licensed under Creative Commons License CC-BY 4.0

42nd Conference on Very Important Topics (CVIT 2016).

Editors: John Q. Open and Joan R. Access; Article No. 23; pp. 23:1–23:25

 Leibniz International Proceedings in Informatics
Schloss Dagstuhl – Leibniz-Zentrum für Informatik, Dagstuhl Publishing, Germany

An important generalization of RPQs are the *Conjunctive Regular Path Queries* (CRPQs) that extend regular path queries by allowing a conjunction of atoms where each atom is an RPQ that should hold between two specified variables [7, 8].

Being simple and expressive, such queries are an integral part of popular graph query languages for graphs, such as GraphLog, Cypher, XPath, and SPARQL. Therefore, they motivate and give rise to much research effort, including the study of some natural computational problems and variations thereof [11, 20, 21, 24]: What is the complexity of deciding whether an RPQ r matches a path from s to t in G (what we refer to as *Boolean query evaluation*)? Can we efficiently count and enumerate these paths? Is a given CRPQ contained in another given CRPQ? Importantly, the combined complexity of Boolean query evaluation is in PTIME for RPQs, while for CRPQs it is NP-complete [4]. Data complexity, however, is NLOGSPACE-complete for both [3]. The containment problem for RPQs is PSPACE-complete, and for CRPQs, it is EXPSpace-hard [6, 11].

In this paper, we focus on the problem of *quantifying the responsibility and contribution* of different components in the graph, namely edges and vertices, to an answer of the CRPQ (and RPQ in particular). This problem has been studied in the context of queries on relational databases, and our motivation here is the same as in the relational context: we wish to provide the database user with an explanation of *why* (or what in the database led to that) we got a specific answer; when many combinations of data items can lead to an answer, and the lineage is too large or complex, we wish to quantify the contribution of individual items in order to distinguish between the more and the less important to the answer [9].

In the relational model, several definitions and frameworks have been proposed for measuring the contribution of a tuple. For example, Meliou et al. [23] defined the responsibility of a fact f as, roughly, the inverse of the minimal number of facts needed to be removed to make f counterfactual (i.e., the query answer is determined by the existence of f); this measure is an adaptation of earlier notions of formal causality by Halpern and Pearl [13]. *Causal effect* is another alternative measure proposed by Salimi et al. [29]: if the database is probabilistic and each fact has independently the probability $1/2$ of existence, how does the probability of the answer change if we assume the existence or absence of f ? Lastly, and most relevant to our work, recent work has studied the adoption of the *Shapley value*—a solution concept from game theory [9, 15, 16, 27].

The Shapley value is a formula for wealth distribution in a cooperative game [30]. In databases, the conceptual application is straightforward: facts are the players who play the game of answering the Boolean (or numerical) query; hence, the wealth function is the result of the query [15]. The Shapley value has a plethora of applications, including profit sharing between ISPs [19], influence measurement in social network analysis [26], determining the most important genes for specific body functions [25], and identifying key players in terrorist networks [32], to name a few. Closer to databases is a recent application to model checking for measuring the influence of formula components [22]. As another example, in machine learning, the SHAP score [17] has been used for measuring the contribution of each feature to the prediction, and it is essentially the Shapley value with the features as players. This value was also used for quantifying the responsibility that every fact has on the *inconsistency* of a knowledge base [14, 37] and a database [16]. Yet, what limits the applicability of the Shapley value is the high computational complexity—the execution cost might grow exponentially with the number of players. Hence, past research has been investigating islands of tractability and approximation guarantees.

Contribution

We study the complexity of computing the Shapley value of edges and vertices in the domain of graph databases, where the queries are CRPQs. In the remainder of this section and throughout the paper, we focus on edges (and discuss vertices in Section 6). As in previous work [16, 23], we view the graph as consisting of two types of edges: *endogenous* edges and *exogenous* edges. The endogenous edges are the ones that we consider for reasoning about the contribution, and they are the players of the game. The exogenous edges serve as external knowledge: they are static items that we take for granted (as outside, unconcerned factors, deemed not to be possible causes), and do not participate in the counterfactual game. The classification into endogenous/exogenous items is application-dependent, and may even be chosen by the user at query time.

An instance of our problem involves a query q (e.g., an RPQ or a CRPQ), an input graph G , an answer tuple \vec{t} of vertices of G , and an edge e of which contribution to t we seek to measure. As previously done in the context of contribution measures, we adopt the yardstick of *data complexity* [33] where we consider the query q as fixed. More precisely, each fixed query q is associated with a distinct computational problem that takes as input G , \vec{t} and e .

We first show that the exact computation of the Shapley value is almost always hard. Specifically, it is sufficient for the CRPQ to have a non-redundant atom (i.e., a conjunct associated with a regular language) with a word of length three or more for the computation to be $\#P$ -hard ($FP^{\#P}$ -complete). In addition, for RPQs (i.e., single-atom CRPQs), we complete this hardness condition to a full dichotomy by showing that the Shapley value can be computed in polynomial time if the language contains only words of length at most two.

Next, we study the complexity of approximation. In our context, we adopt a standard yardstick of tractable approximation, namely FPRAS (Fully Polynomial-Time Approximation Scheme). An approximation of the Shapley value of an edge to a CRPQ can be computed via a straightforward Monte-Carlo (average-over-samples) estimation of the expectation that Shapley defines. This estimation guarantees an additive (or absolute) approximation. However, we are also interested in a multiplicative (or relative) approximation.

We establish a dichotomy that classifies CRPQs into a class where there is a multiplicative FPRAS and the complementing class where there cannot be any such FPRAS under conventional complexity assumptions. Specifically, if the CRPQ contains an atom (non-redundant atom) with an infinite regular language, then (any) multiplicative approximation is intractable since it is already NP-complete to determine whether the Shapley value is nonzero. In every other case (assuming no redundant atoms), an additive FPRAS can also be used to obtain a multiplicative FPRAS, due to the *gap property*, previously established in the relational model [16, 27]: if the Shapley value is nonzero, it is at least the reciprocal of a polynomial. Note that this is contrasting the situation with relational conjunctive queries, where there is always a multiplicative FPRAS [15].

For the case of vertices, we show that the situation is very similar to what we have for edges. It is generally hard to compute exact values; it is sufficient for the CRPQ to have a non-redundant atom that contains a word of length four or more for the computation to be hard, while for RPQs we identify that the tractable family of queries is also tractable for vertices (yet, for vertices we do not complete a full classification). For approximation, we establish the same dichotomy as for edges.

Paper organization.

The rest of the paper is organized as follows. We introduce some basic terminology in Section 2. In Section 3, we formally define how the Shapley value is applied in our setting for edges in graph databases. In Section 4, we study the complexity of computing exact Shapley values for CRPQs, and we study approximations in Section 5. We present the complexity results for the case when measuring contribution of vertices instead of edges in Section 6 and outline the changes that should be made to the proofs. We conclude and discuss directions for future work in Section 7. For lack of space, some of the proofs are omitted or sketched in the body of the paper, and given fully in the Appendix.

2 Preliminaries

We begin by setting some terminology and notation that we use throughout the paper.

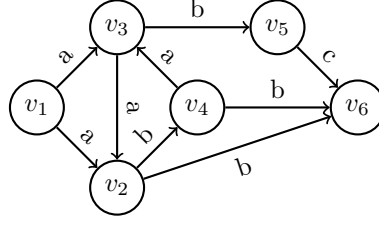
2.1 Graphs and Path Queries

We use Σ to denote a finite alphabet (i.e., a finite set of symbols) that is used for labeling edges of graphs. A *word* is a finite sequence of symbols from Σ . As usual, Σ^* denotes the set of all words. A *language* L is a (finite or infinite) subset of Σ^* . By a slight abuse of notation, we may identify a language L with a representation of L such as a regular expression or a finite-state automaton.

A *regular expression* is defined as follows: \emptyset , ϵ , and $\sigma \in \Sigma$ are regular expressions denoting the empty language, empty word and symbol σ , respectively; in addition, if r and s are regular expressions, then $(r \mid s)$ and $(r \cdot s)$ and (r^*) are also regular expressions, denoting union, concatenation and Kleene star, respectively. We sometimes omit parentheses and dots when there is no risk of ambiguity (so we may write rs instead of $(r \cdot s)$, for instance). The language $L(r)$ that r accepts (recognizes) is defined as usual. We allow the use of a special regular expression Σ^* that accepts every word. A *deterministic finite automaton* (DFA) A is a tuple $(Q, \Sigma, \delta, q_0, F)$, where Q is a finite set of states, Σ is a finite alphabet, $\delta: Q \times \Sigma \rightarrow Q$ is the transition function, q_0 is the initial state, F is the set of accepting states. By $\delta^*(w)$ we denote the state that the automaton reaches after reading w , starting from the initial state. The automaton *accepts* a word w if $\delta^*(w) \in F$. We again use $L(A)$ to denote the language that A recognizes. (Recall that the classes of regular expressions and DFAs coincide in their expressive power.)

By a *graph* we mean an edge-labeled directed graph $G = (V, E)$ where V is the finite set of nodes and $E \subseteq V \times \Sigma \times V$ is the set of edges. We will consistently denote by n and m the number of nodes and edges, respectively; that is, $n = |V|$ and $m = |E|$. A path p from node u to node v in G is a sequence $p = (v_0, a_1, v_1)(v_1, a_2, v_2) \dots (v_{k-1}, a_k, v_k)$ of edges in G such that $u = v_0$ and $v = v_k$. By $|p|$ we denote the length k of p , and by $\text{lbl}(p)$ we denote the word $a_1 \dots a_k$. If $G = (V, E)$ is a graph and $E' \subseteq E$ is a set of edges, then we denote by $G[E']$ the subgraph $G' = (V, E')$ of G . In other words, $G[E']$ is obtained from G by removing every edge in $E \setminus E'$.

A *path query* is a query of the form $q := (x, L, y)$ where L is a language. When evaluated on a graph G it returns the set $q(G)$ of all pairs (s, t) for variables (x, y) , such that s and t are nodes in graph G and there exists a path p from s to t with $\text{lbl}(p) \in L$. For convenience, we may view q as a function that also takes as input a pair of nodes, such that $q(G, s, t) = 1$ if (G, s, t) is a “yes” instance and $q(G, s, t) = 0$ otherwise. We define similarly the special case of the queries, which we call *regular path queries* (RPQs), where L is a regular language that



■ **Figure 1** The graph of the running example. In the text, we denote the edge (v_i, v_j) as e_{ij} .

is defined via a regular expression r or an automaton A . We sometimes use the shorthand L for the query (x, L, y) , or r in the case of a regular expression.

► **Example 1.** Figure 1 depicts the graph G of our running examples with labels in $\Sigma = \{a, b, c\}$. We show a few examples of path queries on the graph G .

- $q_1 = \Sigma^*$. This query tests whether there is a path from s to t in G . For example, we have that $q_1(G, v_1, v_2) = 1$, and $q_1(G, v_1, v_6) = 1$, as there are paths from v_1 to both v_2 and v_6 . But $q_1(G, v_3, v_1) = 0$, as there is no path from v_3 to v_1 .
- $q_2 = \{abc\}$. This query tests whether there is a path from s to t in G that matches the word abc . For example, we have that $q_2(G, v_1, v_6) = 1$, as there is a path $v_1 \rightarrow v_3 \rightarrow v_5 \rightarrow v_6$ that matches abc . But we have that $q_2(G, v_3, v_5) = 0$, as the only path from v_3 to v_5 consists of a single edge labeled b .
- $q_3 = ab^*$. This query tests whether there is a path from s to t in G that matches regular expression ab^* . For example, we have that $q_3(G, v_1, v_6) = 1$, as there are paths: $v_1 \rightarrow v_2 \rightarrow v_4 \rightarrow v_6$, or alternatively, $v_1 \rightarrow v_2 \rightarrow v_6$, that match ab^* . But we have that $q_2(G, v_3, v_5) = 0$, as the only path from v_3 to v_5 consists of a single edge with label b , which does not match the regular expression.

Note that q_1 and q_3 are RPQs with infinite languages, whereas q_2 is defined simply as a finite (singleton) language. ◀

2.1.1 Conjunctive Regular Path Queries

A *conjunctive regular path query*, CRPQ for short, is a query with k variables x_1, \dots, x_k that is a conjunction of atomic regular path queries between pairs of nodes that can be assigned to x_1, \dots, x_k . A general CRPQ q is in the form:

$$q[x_1, \dots, x_k] = \bigwedge_{i=1}^m (y_i, r_i, z_i) \quad (1)$$

Where y_i and z_i are variables from $\{x_1, \dots, x_k\}$ and r_i is a regular expression. The RPQ (y_i, r_i, z_i) is also referred to as the atom i of q and is denoted by q_i . As before, when evaluated on a graph G , we denote by $q(G)$ all of the assignments (u_1, \dots, u_k) for (x_1, \dots, x_k) , such that all atomic RPQs are true. We might also denote the assignment (u_1, \dots, u_k) as a function $\mu : \{x_1, \dots, x_k\} \rightarrow \{u_1, \dots, u_k\}$ such that $\mu(x_i) = u_i$ for $i = 1, \dots, k$. We use a numeric notation similarly to RPQs, that is, for a particular assignment u_1, \dots, u_k we have $q[u_1, \dots, u_k](G) = 1$ if it is a “yes” instance and $q[u_1, \dots, u_k](G) = 0$ otherwise.

► **Example 2.** Let us look at the query $q[x_1, x_2, x_3] = (x_1, a^*, x_2) \wedge (x_2, b^*, x_3)$. When evaluated on a graph, this query returns triplets (u_1, u_2, u_3) such that there is a path from u_1 to u_2 that matches a^* and there is a path from u_2 to u_3 that matches b^* . In our example

graph (Figure 1), we have that $q[v_1, v_2, v_6](G) = 1$, as there is a path $v_1 \rightarrow v_2$ that matches a^* , and a path $v_2 \rightarrow v_4 \rightarrow v_6$ that matches b^* . Yet, $q[v_1, v_3, v_6](G) = 0$, as the only path from v_3 to v_6 has label bc , which does not match b^* . ◀

We say that an atom is *redundant* if removing it from q does not change the answers of q on all graphs. Formally, we denote by $q^{\setminus j}$ the query after removing atom j .

$$q^{\setminus j}[x_1, \dots, x_k] = \bigwedge_{i=1; i \neq j}^m (y_i, r_i, z_i)$$

Then the atom j is *redundant* if $q \equiv q^{\setminus j}$, that is, $q(G) = q^{\setminus j}(G)$ for all graphs G .

► **Example 3.** Let us look at $q[x_1, x_2, x_3] = (x_1, a, x_2) \wedge (x_2, b, x_3) \wedge (x_1, a^*b^*, x_3)$. In this query, the third atom is redundant according to our definition, as removing it does not change the result set on any graph. Intuitively, if the first two queries return true then so does the third, and so, the third atom does not add any restriction to the conjunction. ◀

We will later refer to the following obvious (and standard) observation.

► **Observation 2.4.** Let q be a CRPQ. If the atom i is non-redundant, then there exists a graph G and assignment μ to (x_1, \dots, x_k) such that $q_j(G, \mu(y_j), \mu(z_j)) = 1$ for $j \neq i$ and $q_i(G, \mu(y_i), \mu(z_i)) = 0$.

In the sequel, we say that q is *without redundancy* if every atom of q is non-redundant. Note that every CRPQ q can be made one without redundancy (while preserving equivalence) by repeatedly removing redundant atoms.

2.2 The Shapley Value

Let A be a finite set of players. A cooperative game is a function $v: P(A) \rightarrow \mathbb{R}$ such that $v(\emptyset) = 0$. The value $v(S)$ represents a value, such as wealth, jointly obtained by S when the players of S cooperate. The Shapley value for the player a is defined to be:

$$\text{Shapley}(A, v, a) = \frac{1}{|A|!} \sum_{\sigma \in \Pi_A} (v(\sigma_a \cup \{a\}) - v(\sigma_a)) \quad (2)$$

Here, Π_A is the set of all possible permutations over the players in A , and for each permutation σ we denote by σ_a the set of players that appear before a in the permutation. Alternatively, the Shapley value can be written as follows.

$$\text{Shapley}(A, v, a) = \sum_{B \subseteq A \setminus \{a\}} \frac{|B|!(|A| - |B| - 1)!}{|A|!} (v(B \cup \{a\}) - v(B))$$

Intuitively, the Shapley value of a player a is the expected contribution of a to the value $v(B)$ where B is a set of players chosen by randomly (and uniformly) selecting players one by one without replacement. The Shapley value is known to be unique up to some rationality axioms that we omit here (c.f. [30]).

3 The Shapley Value of Edges

Throughout the paper, we focus on the Shapley value of edges of the input graph G . Later, in Section 6, we also discuss the extension of our results to the Shapley value of vertices.

Given a CRPQ q , our goal is to quantify the contribution of edges in the input graph G to an answer \vec{u} for q . We adopt the convention that, for the sake of measuring contribution, the database is viewed as consisting of two types of data items—we reason about the contribution of the *endogenous* items while we take for granted the existence of the *exogenous* items (that serve as out-of-game background) [15, 23, 29]. Hence, in our setup, we view the graph as consisting of two types of edges: *endogenous edges* and *exogenous edges*. Notationally, for a graph $G = (V, E)$ we denote by E_n and E_x the sets of endogenous and exogenous edges, respectively, and we assume that E is the disjoint union of E_n and E_x .

Our goal is to quantify the contribution of an edge $e \in E_n$ to an answer $\vec{u} = (u_1, \dots, u_k)$ of the query q , that is, to the fact that $q[\vec{u}](G) = 1$. To this end, we view the situation as a cooperative game where the players are the endogenous edges. The Shapley value of an edge $e \in E_n$ in this setting will be denoted by $\text{Shapley}\langle q \rangle(G, \vec{u}, e)$.

$$\text{Shapley}\langle q \rangle(G, \vec{u}, e) \stackrel{\text{def}}{=} \text{Shapley}(E_n, v_{pq}, e)$$

where the function Shapley is as defined in Equation (2) and v_{pq} is the numerical function that takes as input a subset of the endogenous edges and is defined as follows:

$$v_{pq}(B) \stackrel{\text{def}}{=} q[\vec{u}](G[B \cup E_x]) - q[\vec{u}](G[E_x])$$

In particular, $v_{pq}(\emptyset) = 0$. Put differently, we have the following.

$$\begin{aligned} \text{Shapley}\langle q \rangle(G, \vec{u}, e) = \\ \sum_{B \subseteq E_n \setminus \{e\}} \frac{|B|!(|E_n| - |B| - 1)!}{|E_n|!} \left(q[\vec{u}](G[B \cup E_x \cup \{e\}]) - q[\vec{u}](G[B \cup E_x]) \right) \end{aligned}$$

For a CRPQ q , the computational problem $\text{CRPQShapley}\langle q \rangle$ is that of computing the Shapley value of a given edge:

| Problem $\text{CRPQShapley}\langle q \rangle$ | |
|---|---|
| Input: | Graph G , node vector $\vec{u} = (u_1, \dots, u_k)$, endogenous edge e |
| Goal: | Compute $\text{Shapley}\langle q \rangle(G, \vec{u}, e)$ |

When q has only one atom, and is in fact an RPQ (x, r, y) with r being a regular expression, we may replace q with r in the notation and write $\text{Shapley}\langle r \rangle(G, s, t, e)$ and $\text{RPQShapley}\langle r \rangle$ with the meaning of $\text{Shapley}\langle q \rangle(G, s, t, e)$ and $\text{RPQShapley}\langle q \rangle$, respectively.

4 Complexity of Exact Computation

In this section, we study the complexity of $\text{CRPQShapley}\langle q \rangle$, where the goal is to compute the exact Shapley value of an edge. Note that the query q is fixed in the analysis, and hence, every q defines a separate computational problem $\text{CRPQShapley}\langle q \rangle$.

4.1 Results

Our main results for this section are the following theorems, showing that the $\text{CRPQShapley}\langle q \rangle$ is computationally intractable for almost *every* CRPQ q , except for limited cases.

► **Theorem 4.1 (Hardness).** *Let q be a CRPQ. If q has a non-redundant atom i with a language that contains a word of length three or more, then $\text{CRPQShapley}\langle q \rangle$ is $\text{FP}^{\#P}$ -complete.*

Recall that $\text{FP}^{\#P}$ is the class of functions computable in polynomial time with an oracle to a problem in $\#P$ (e.g., counting the number of satisfying assignments of a propositional formula). This class is considered intractable, and above the polynomial hierarchy (Toda's theorem [31]).

The question of whether the condition of Theorem 4.1 is necessary for hardness remains open. Yet, we can show that it is, indeed, necessary, in the case of a single atom (RPQ):

► **Theorem 4.2 (Tractability).** *Let q be an RPQ with the regular expression r . If every word in $L(r)$ is of length at most two, then $\text{RPQShapley}\langle q \rangle$ is solvable in polynomial time.*

Hence, we get a full classification for RPQs:

► **Corollary 3.** *Let q be an RPQ with the regular expression r . Assuming $P \neq NP$, the following are equivalent:*

1. $\text{CRPQShapley}\langle q \rangle$ is solvable in polynomial time.
2. Every word in $L(r)$ is of length at most two.

Next, in Section 4.2 we prove Theorem 4.1, and in Section 4.3 we prove Theorem 4.2.

4.2 Proof of Hardness

Membership in $\text{FP}^{\#P}$ is straightforward from the definition of the Shapley value in Equation (2). Indeed, $\text{Shapley}\langle q \rangle(G, \vec{u}, e)$ can be computed using an oracle to the problem of counting the number of permutations over the edge set such that e changes the query from zero (false) to one (true). For the $\text{FP}^{\#P}$ -hardness, we prove it in a sequence of reductions. We begin with hardness for the special case where the language consists of a single three-letter word. For that, we will use a result by Livshits et al. [15] on the computation of Shapley values for facts in relational databases. We use that to prove hardness for the general case of a regular language (or any language) with one or more words of length at least three, even when restricted to simple graphs.

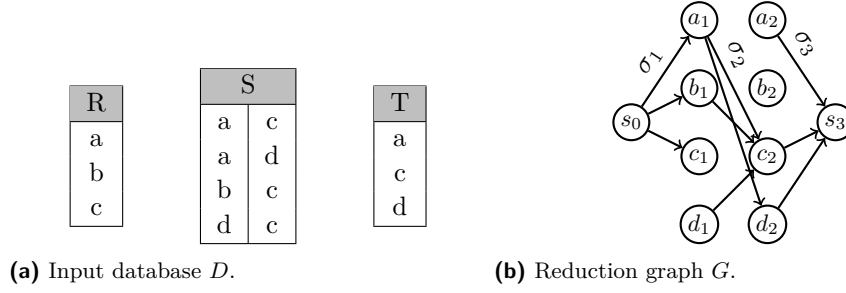
We first recall the result of Livshits et al. [15]. They considered relational databases D where some of the facts are endogenous and the rest exogenous. As in our notation, the corresponding subsets of D are denoted by D_n and D_x , respectively. For a Boolean query q that maps every database into $\{0, 1\}$, they defined the Shapley value of a fact similarly to the way we define the Shapley value of an edge: the endogenous facts are the players and the query is the wealth function:

$$\text{Shapley}\langle q \rangle(D, f) = \text{Shapley}(D_n, v_{db}, f)$$

where $v_{db}(E) = q(E \cup D_x) - q(D_x)$. They established a complete classification of the class of conjunctive queries without self-joins into tractable and intractable queries for the computation of the Shapley value. What is relevant to us is that the following conjunctive query is $\text{FP}^{\#P}$ -hard:

$$Q_{\text{RST}}(): \exists x, y [R(x) \wedge S(x, y) \wedge T(y)]$$

In addition, we define a special kind of graphs that will help us in some of the proofs. A graph $G = (V, E)$ is called a *leveled graph* if there exists a split of vertices into levels V_0, \dots, V_k , such that:



■ **Figure 2** An example for the construction in the reduction of the proof of Lemma 4.4.

1. The set of vertices V is the disjoint union of V_0, \dots, V_k .
2. Edges are only between vertices in consecutive levels.

From the hardness of the Shapley value for Q_{RST} it is easy to prove the following.

► **Lemma 4.4.** *Let $\sigma_i \in \Sigma$ for $i = 1, 2, 3$. $\text{RPQShapley}\langle\sigma_1\sigma_2\sigma_3\rangle$ is $\text{FP}^{\#P}$ -hard, even when restricted to leveled graphs.*

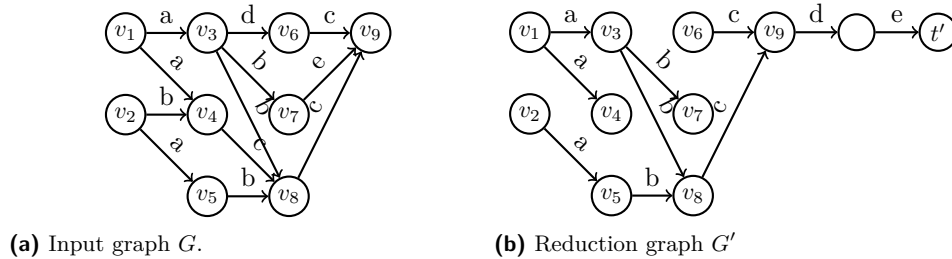
The proof (given in the Appendix) is via the reduction illustrated in Figure 2. Next, we show the following generalization of Lemma 4.4:

► **Lemma 4.5.** *Let r be a regular expression. If there exists a word in $L(r)$ of length at least three, then $\text{RPQShapley}\langle r \rangle$ is $\text{FP}^{\#P}$ -hard, even when restricted to leveled graphs.*

With Lemma 4.5, we can prove Theorem 4.1.

Proof of Theorem 4.1. We know that there exists an atom i of q such that is non-redundant and $L(r_i)$ contains a word of length at least three. We reduce $\text{RPQShapley}\langle r_i \rangle$ on leveled graphs (Lemma 4.5) to $\text{CRPQShapley}\langle q \rangle$. Given an input graph G , source node s , target node t and edge e for $\text{RPQShapley}\langle r_i \rangle$, we construct an input instance G^* for $\text{CRPQShapley}\langle q \rangle$. Since the atom i is non-redundant, we can use Observation 2.4 and conclude that there exists a graph G_i and assignment \vec{v} to \vec{x} such that all RPQ atoms return true except for the i th atom; that is, we have that $q_j(G_i, s_j, t_j) = 1$ for every $j \neq i$ and $q_i(G_i, s_i, t_i) = 0$. Here, s_j and t_j are the nodes assigned to the variables y_j and z_j , respectively, from Equation (1).

We will assume that G and G_i are disjoint, and combine them to construct G^* by merging nodes s and t in G with nodes s_i and t_i in G_i , respectively (the ingoing edges to one are the ingoing edges to merged node, and the same goes for outgoing edges). Edges from G_i will be



■ **Figure 3** An example for the reduction in Lemma 4.5, for a regular expression that accepts the word $abcde$, source node $s = v_1$, target node $t = v_9$.

exogenous and edges from G will be classified as exogenous or endogenous according to the original edge.

The satisfaction of $q[\vec{v}]$ in G^* is determined by the satisfaction of the atom i for s_i and t_i , since G_i has a matching path for the atom j for all $j \neq i$. Recall that there are no paths from s_i to t_i matching r_i in G_i . Hence, from our construction of G^* (and in particular given that s_i and t_i are not part of any cycle), we get that every path from s_i to t_i that matches r_i should be fully contained in G . We conclude that $q[\vec{v}]$ is true in G^* if and only if the RPQ atom i is true in G , and the same holds if we remove any set of endogenous edges from both G and G^* . Therefore, $\text{Shapley}\langle r_i \rangle(G, s, t, e) = \text{Shapley}\langle q \rangle(G^*, \vec{v}, e)$, as claimed. From Lemma 4.5, we know that $\text{RPQShapley}\langle r_i \rangle$ is $\text{FP}^{\#P}$ -hard, and hence, $\text{CRPQShapley}\langle q \rangle$ is $\text{FP}^{\#P}$ -hard. \blacktriangleleft

This completes the proof of the hardness side of Theorem 4.1. Next, we show the tractability side.

4.3 Proof of Tractability

We now discuss the idea of our polynomial-time algorithm for computing $\text{RPQShapley}\langle r \rangle$ where $L = L(r)$ consists of words of length at most two. We denote by $\mathcal{M}(G, s, t, L, k)$ the set of all subsets E' of E_n such that $G[E_x \cup E']$ contains a path of L from s to t . If we group subsets of edges of the same size, we can also get the following form for the Shapley value:

$$\begin{aligned} \text{RPQShapley}\langle r \rangle(G, s, t, e) &= \sum_{k=0}^{|E_n|-1} \binom{|E_n|}{k}^{-1} |\mathcal{M}(G_e, s, t, L, k)| \\ &\quad - \sum_{k=0}^{|E_n|-1} \binom{|E_n|}{k}^{-1} |\mathcal{M}(G \setminus \{e\}, s, t, L, k)| \end{aligned}$$

Where G_e is the same as G , except for e that is exogenous instead of endogenous.

This shows that the computation of $\text{RPQShapley}\langle r \rangle(G, s, t, e)$ reduces efficiently to computing $|\mathcal{M}(G, s, t, L, k)|$, that is, counting the subsets of E_n (of endogenous edges) of size k that, when added to E_x , connects s to t via a path that matches a word in $w \in L$. An algorithm that computes $|\mathcal{M}(G, s, t, L, k)|$ efficiently in our case is provided in the Appendix. Using the realization above and the algorithm for computing $|\mathcal{M}(G, s, t, L, k)|$ we can prove Theorem 4.2.

5 Complexity of Approximation

We now study the complexity of approximating $\text{CRPQShapley}\langle q \rangle$. We aim for a *fully polynomial randomized approximation scheme*, or FPRAS for short. Formally, an FPRAS for a numeric function f is a randomized algorithm $A(x, \epsilon, \delta)$, where x is an input for f and $\epsilon, \delta \in (0, 1)$, that returns an ϵ -approximation of $f(x)$ with probability $1 - \delta$ (where the probability is over the randomness of A) in time polynomial in x , $1/\epsilon$ and $\log(1/\delta)$. We distinguish between an *additive* FPRAS:

$$\Pr[f(x) - \epsilon \leq A(x, \epsilon, \delta) \leq f(x) + \epsilon] \geq 1 - \delta$$

and a *multiplicative* FPRAS:

$$\Pr\left[\frac{f(x)}{1 + \epsilon} \leq A(x, \epsilon, \delta) \leq (1 + \epsilon)f(x)\right] \geq 1 - \delta$$

5.1 Results

Our main result for this section is a simple Monte-Carlo based algorithm that guarantees an additive approximation for any CRPQ, that also serves as a multiplicative FPRAS in some cases that we present in a dichotomy for when a given CRPQ admits a multiplicative approximation. We note that here and later on, we sometimes give results for general CRPQs, yet without redundancy. These results generalize to CRPQs with redundant atoms by application to any CRPQ obtained by repeatedly eliminating redundancy (as mentioned in Section 2.1.1).

► **Theorem 5.1.** *Let q be a CRPQ without redundancy. If $L(r_i)$ is finite for every atom i of q , then $\text{CRPQShapley}\langle q \rangle$ has a multiplicative FPRAS. Otherwise, $\text{CRPQShapley}\langle q \rangle$ has no multiplicative approximation (of any ratio) or else $\text{NP} \subseteq \text{BPP}$.*

In the remainder of this section, we prove Theorem 5.1, starting with the hardness side (Section 5.2) and moving on to the FPRAS algorithm (Section 5.3).

5.2 Proof of Hardness

The hardness side is based on the following lemma that gives a characterization of when the Shapley value of an edge is nonzero.

► **Lemma 5.2.** *Let G be a graph, s and t two vertices of G , and e an endogenous edge of G . $\text{Shapley}\langle \Sigma^* \rangle(G, s, t, e) > 0$ if and only if e belongs to a simple path from s to t .*

Proof. We handle each direction separately.

⇐: If $\text{Shapley}\langle \Sigma^* \rangle(G, s, t, e) > 0$ then there exists some subset of edges S that adding $e = (x, y)$ to it connects some path from s to t , otherwise the marginal contribution of e to all subsets of edges is zero and we get that $\text{Shapley}\langle \Sigma^* \rangle(G, s, t, e) = 0$. We argue that adding e connects at least one path from s to t that is simple. Since adding e to the subset of edges S connects a path from s to t , then there already exist two sub-paths, l_1 from s to x , and l_2 from y to t with all edges in S . If l_1 is not simple, we can get a simple path l'_1 by removing cycles from l_1 , same applies for l_2 . The path that combines l'_1, e, l'_2 is a simple path from s to t , since l'_1 and l'_2 are simple, in addition, let us assume that the path visits some vertex in l'_2 that it already visited in l'_1 , then in contradiction to that e has non-zero marginal contribution to S , we can get rid of the cycle that we have, and get a path with all edges in S , meaning that e was not needed to connect such a path.

⇒: e lies on a simple path l from s to t in G . If we look at L the set of edges in path l not including e then adding e to that subset of edges connects a path from s to t , that path matches some word $w \in \Sigma^*$. So the marginal contribution of e to that subset is 1 and that means that $\text{Shapley}\langle \Sigma^* \rangle(G, s, t, e) > 0$. ◀

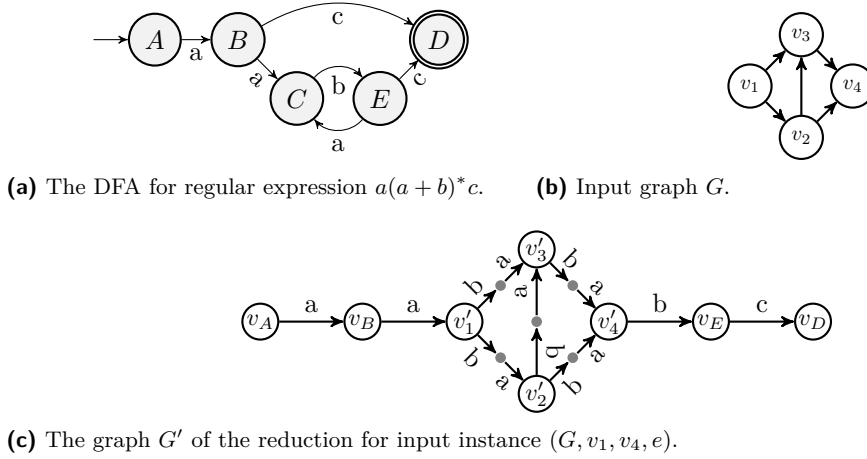
A direct consequence of the characterization of Fortune, Hopcroft and Wyllie [12] of the subgraph homeomorphism problem is that the graph problem of Lemma 5.2 is NP-complete.

► **Lemma 5.3.** *It is NP-complete to determine, given a graph G , nodes s and t , and edge e , whether e lies on any simple path from s to t .*

Hence, from Lemmas 5.2 and 5.3 we conclude that:

► **Corollary 4.** *It is NP-complete to determine, given G , s , t and e , whether $\text{Shapley}\langle \Sigma^* \rangle(G, s, t, e) > 0$.*

23:12 The Complexity of the Shapley Value for Regular Path Queries



■ **Figure 4** An example for the construction in the reduction of the proof of Lemma 5.5

Next, we generalize Corollary 4 from Σ^* to any arbitrary infinite regular language r .

► **Lemma 5.5.** *Let r be a regular expression. If $L(r)$ is infinite, then it is NP-complete to determine whether $\text{Shapley}\langle r \rangle(G, s, t, e) > 0$.*

Proof sketch. It is straight-forward to show that the problem is in NP for a start, as any subset of endogenous edges that adding e to it connects a matching path serves as a witness and can be verified in polynomial time. We will prove NP-hardness by showing a reduction from the problem of determining whether $\text{Shapley}\langle \Sigma^* \rangle(G, s, t, e) > 0$ which we showed to be NP-complete. Given an input instance (G, s, t, a) , we will show how to construct an instance (G', s', t', a_k) for our problem such that:

$$\text{Shapley}\langle \Sigma^* \rangle(G, s, t, a) > 0 \iff \text{Shapley}\langle r \rangle(G', s', t', a_k) > 0$$

Since $L(r)$ is infinite, we know that its corresponding DFA graph that we will denote by G_{DFA} has at least one cycle. We find a path from an initial state to an accepting state that passes through a node v_i that is part of a cycle. We will denote the path by: $l: v_0 \rightarrow \dots \rightarrow v_i \rightarrow \dots \rightarrow v_k$.

We assumed the node v_i is part of a cycle, we denote the labels which are along the cycle starting from v_i by $w_{cycle} = \sigma_0 \dots \sigma_c$. The graph G' will be constructed so that it any path in it from s' to t' matches r in the following way, containing 3 sub-graphs:

- The path $s' = v_0 \rightarrow \dots \rightarrow v_i^{in} = s$, with the same labels as in the DFA, the edge (v_{i-1}, v_i^{in}) will have the label of (v_{i-1}, v_i) . (*exogenous*).
- A copy of the graph G where each edge e is split into c edges with labels matching w_{cycle} which we will denote by $e_1 \dots e_c$. The node $s = v_i^{in}$ will serve as the source s in the original graph, and the node $t = v_i^{out}$ will serve as the target t in the original graph. (*endogenous/exogenous according to original edge*).
- The path $t = v_i^{out} \rightarrow \dots \rightarrow v_k$, with the same labels as in the DFA, the edge (v_i^{out}, v_{i+1}) will have the label of (v_i, v_{i+1}) . (*exogenous*).

We complete the proof by showing that that for each $a \in E$ and $a_k \in E'$ that is any edge that sits on the path that replaced the edge a in G' it holds that $\text{Shapley}\langle \Sigma^* \rangle(G, s, t, a) > 0$ if and only if $\text{Shapley}\langle r \rangle(G', s', t', a_k) > 0$. ◀

Finally, we extend Lemma 5.5 from RPQs to CRPQs.

► **Lemma 5.6.** *Let q be a CRPQ without redundancy. If $L(r_i)$ is infinite for some atom i of q , then determining whether $\text{Shapley}\langle q \rangle(G, \vec{u}, e) > 0$ is NP-complete.*

The proof here is very similar to the proof we had for Theorem 4.1, and is provided in the Appendix for completeness.

Open Problem: Directed Acyclic Graphs

It is worth noting that the proof as shown in this section, does not work when the graph is acyclic as it relies on Lemma 5.3 as a basis. Which states that the decision problem that takes as input, a graph G , source node s , target node t , and edge e , and decides whether e lies on a simple path from s to t in graph G , is NP-complete. While this is true in the case of a general graph G , it is not when the graph is acyclic, where the problem can be solved in polynomial time. This leaves the problem of whether there is a different dichotomy when restricted to DAGs open. However, for exact computation there is no change even when restricted to DAGs as the proofs work as is.

5.3 Proof of Tractability

We will now show that for any query that the condition for hardness does not hold, a multiplicative FPRAS exists. We will start by showing that in this case, the gap property holds: if the Shapley value is nonzero, then it must be at least the reciprocal of a polynomial.

► **Lemma 5.7.** *Let q be a fixed CRPQ without redundancy. If $L(r_i)$ is finite for every atom i of q , then $\text{Shapley}\langle q \rangle(G, \vec{u}, e)$ is either zero or at least $1/p(|E|)$.*

Proof. If there is no subset S of E_n such that adding e to it along with E_\times changes the value of query q from false to true, then $\text{Shapley}\langle q \rangle(G, \vec{u}, e) = 0$. Otherwise, let S be a minimal such set, it holds that $|S| \leq k_1 + \dots + k_m = k$, where k_i is the length of the longest word in $L(r_i)$; the language for the i -th atom in q , as at worst case, the paths match the longest word for each RPQ. And since each $L(r_i)$ is finite, each k_i is a finite constant. Thus, k also is a finite constant.

The probability to choose a permutation σ , such that σ_e is exactly $S \setminus \{e\}$ is

$$\frac{(|S| - 1)!(m_n - |S|)!}{m_n!} \geq \frac{(m_n - k)!}{m_n!}.$$

Hence, we have

$$\text{Shapley}\langle q \rangle(G, \vec{u}, e) \geq \frac{(m_n - k)!}{m_n!} \frac{1}{(m_n - k + 1) \cdot \dots \cdot m_n} = \frac{1}{p(|E|)}$$

since $|E| = m_n + m_e$. ◀

► **Lemma 5.8.** *Let q be a CRPQ without redundancy. If $L(r_i)$ is finite for every atom i of q , then $\text{CRPQShapley}\langle q \rangle$ has both an additive and a multiplicative FPRAS.*

Proof. Using the Chernoff-Hoeffding bound, we can get an additive FPRAS of the value $\text{Shapley}\langle q \rangle(G, \vec{u}, e)$, by simply taking the ratio of successes over $O(\log(1/\delta)/\epsilon^2)$ trials of the following experiment:

- Select a random permutation (e_1, \dots, e_m) over the set of endogenous edges E_n .

- Suppose that $e = e_i$, and let $E_{i-1} = \{e_1, \dots, e_{i-1}\}$. If $q[\vec{u}](G[E_{i-1} \cup E_x \cup \{e\}]) = 1$ and $q[\vec{u}](G[E_{i-1} \cup E_x]) = 0$, then report “success,” otherwise, report “failure.”

Now from Lemma 5.7 (that the gap property holds), we can easily get that an additive FPRAS also serves as a multiplicative one. ◀

Proof of Theorem 5.1. Lemma 5.6 shows the hardness side, as it implies that under conventional complexity assumptions, there is no polynomial-time multiplicative approximation when there is an atom with an infinite language (as it would allow to determine whether the Shapley value is nonzero). Lemma 5.8 shows an FPRAS for the tractable case where all atom have finite languages. ◀

6 Shapley Value of Vertices

In this section, we discuss the differences between the computation complexity of the Shapley value for edges and the Shapley values for vertices in the graph. Similarly to the case for edges, given a conjunctive regular path query q , our goal is to quantify the contribution of vertices in the input graph G to an answer of the path query. The graph consists of two types of vertices—*endogenous vertices*, and *exogenous vertices*.

Notationally, for a graph $G = (V, E)$ we denote by V_n and V_x the sets of endogenous and exogenous vertices, respectively, and we assume that V is the disjoint union of V_n and V_x . We denote by $\text{Shapley}\langle q \rangle(G, \vec{u}, v)$ the Shapley value of a vertex $v \in V_n$.

$$\text{Shapley}\langle q \rangle(G, \vec{u}, v) \stackrel{\text{def}}{=} \text{Shapley}(V_n, v_{pq}^v, v)$$

Where v_{pq}^v is defined as follows:

$$v_{pq}^v(B) \stackrel{\text{def}}{=} q[\vec{u}](G[B \cup V_x]) - q[\vec{u}](G[V_x])$$

We denote by $\text{CRPQShapley}^v\langle q \rangle$ and $\text{RPQShapley}^v\langle r \rangle$, The corresponding computational problems to those defined earlier for the Shapley values of edges. We now state the results we have with some notes on the changes that should be made in the proofs.

6.1 Complexity of Exact Computation

The hardness part is almost the same as the case of edges. We begin with hardness for the special case where the regular language (or any language) consists of a single four-letter word instead of three. For that, we use the same result by Livshits et al. [15] on the computation of Shapley values for facts in relational databases. From this we continue the same series of reductions as done for edges to get the hardness for a general CRPQ. The tractable part is also tractable when looking at vertices. So we have the following:

► **Theorem 6.1.** *The following hold for a CRPQ q .*

1. *If q has a non-redundant atom i with a language that contains a word of length four or more, then $\text{CRPQShapley}\langle q \rangle$ is $\text{FP}^{\#P}$ -complete.*
2. *If q has only one atom with regular expression r . If every word in $L(r)$ is of length at most two, then $\text{CRPQShapley}^v\langle q \rangle$ is solvable in polynomial time.*

Note that in the case of vertices, we leave a gap in the classification of RPQs. Theorem 6.1 states that if there exists a word of length four or more, then the problem is hard, and if all words are of length at most two, then the problem is solvable in polynomial time. The case where there are words of length three but not longer remains an open problem (as opposed to the case of edges where we had a full dichotomy on RPQs due to Corollary 3).

6.2 Complexity of Approximation

For approximation, we get the exact same dichotomy on CRPQs. We know from before that also the decision problem that decides whether a vertex v lies on a simple path from s to t in graph G , is NP-complete. From that we get that the problem of determining whether $\text{Shapley}(\Sigma^*)(G, s, t, v) > 0$ is also NP-complete. From that we continue with a series of reductions that is almost identical to what we have for the case of edges.

► **Theorem 6.2.** *Let q be a CRPQ without redundancy. If $L(r_i)$ is finite for every atom i of q , then $\text{CRPQShapley}^v(q)$ has a multiplicative FPRAS. Otherwise, $\text{CRPQShapley}^v(q)$ has no multiplicative approximation (of any ratio) or else $\text{NP} \subseteq \text{BPP}$.*

In conclusion, we establish that the complexity for both exact computation and approximation of the Shapley value of vertices is very similar to the case of edges. It is generally hard to compute exact values; it is sufficient for the CRPQ to have an atom that is non-redundant and contains a word of length four or more for the computation to be hard, while for RPQs we identify that the tractable family of queries for edges is also tractable for vertices. For approximation, we show that we have an identical dichotomy for when queries admit a multiplicative FPRAS.

7 Concluding Remarks

This work continues the research line of responsibility and contribution in databases. We presented the graph-database perspective where the queries are (conjunctive) regular path queries, and the responsibility measure is the Shapley value. We investigated the data complexity of the Shapley value of edges in the graph. For the exact computation, we showed that it is generally hard, while we also show a specific family of CRPQs where the computation can be done in polynomial time. While this is not a full dichotomy on CRPQs, the tractable case we showed basically defines a dichotomy on the class of RPQs. It remains an open problem whether the condition we have for hardness defines a full dichotomy on CRPQs. We have also studied approximation of the Shapley values in the form of an FPRAS. An additive FPRAS is easy to achieve using Monte-Carlo sampling, while a multiplicative approximation is harder. We showed a family of CRPQs where the gap property holds, and hence, an additive FPRAS can be transformed into a multiplicative one. These are the CRPQs where every atom has a finite language. For the other CRPQs, we showed that it is hard to obtain any multiplicative approximation. Thus, we achieved a dichotomy on CRPQs for the case of approximation (assuming no redundant atoms).

Several problems remain open. We still do not have a full dichotomy for exact computation of Shapley values. In addition, the proof of the hardness of approximation in Section 5.2 is not valid when the graph in hand is acyclic; this raises the question of whether there are better opportunities of efficient approximations when the problem is restricted to acyclic graphs. Another direction is investigating richer path languages, for example, allowing existentially quantified variables in the query, or negated atoms.

References

- 1 Manish Kumar Anand, Shawn Bowers, and Bertram Ludäscher. Techniques for efficiently querying scientific workflow provenance graphs. In Ioana Manolescu, Stefano Spaccapietra, Jens Teubner, Masaru Kitsuregawa, Alain Léger, Felix Naumann, Anastasia Ailamaki, and Fatma Özcan, editors, *EDBT 2010, 13th International Conference on Extending Database Technology, Lausanne, Switzerland, March 22-26, 2010, Proceedings*, volume 426 of *ACM*

- International Conference Proceeding Series*, pages 287–298, None, 2010. ACM. URL: <https://doi.org/10.1145/1739041.1739078>, doi:10.1145/1739041.1739078.
- 2 Marcelo Arenas and Jorge Pérez. Querying semantic web data with SPARQL. In Maurizio Lenzerini and Thomas Schwentick, editors, *Proceedings of the 30th ACM SIGMOD-SIGACT-SIGART Symposium on Principles of Database Systems, PODS 2011, June 12-16, 2011, Athens, Greece*, pages 305–316, None, 2011. ACM. URL: <https://doi.org/10.1145/1989284.1989312>, doi:10.1145/1989284.1989312.
 - 3 Pablo Barceló Baeza. Querying graph databases. In Richard Hull and Wenfei Fan, editors, *Proceedings of the 32nd ACM SIGMOD-SIGACT-SIGART Symposium on Principles of Database Systems, PODS 2013, New York, NY, USA - June 22 - 27, 2013*, pages 175–188, None, 2013. ACM. URL: <https://doi.org/10.1145/2463664.2465216>, doi:10.1145/2463664.2465216.
 - 4 Pablo Barceló, Leonid Libkin, Anthony W Lin, and Peter T Wood. Expressive languages for path queries over graph-structured data. *ACM Transactions on Database Systems (TODS)*, 37(4):1–46, 2012.
 - 5 Diego Calvanese, Giuseppe De Giacomo, Maurizio Lenzerini, and Moshe Y. Vardi. Rewriting of regular expressions and regular path queries. In Victor Vianu and Christos H. Papadimitriou, editors, *Proceedings of the Eighteenth ACM SIGACT-SIGMOD-SIGART Symposium on Principles of Database Systems, May 31 - June 2, 1999, Philadelphia, Pennsylvania, USA*, pages 194–204, None, 1999. ACM Press. URL: <https://doi.org/10.1145/303976.303996>, doi:10.1145/303976.303996.
 - 6 Diego Calvanese, Giuseppe De Giacomo, Maurizio Lenzerini, and Moshe Y. Vardi. Containment of conjunctive regular path queries with inverse. In Anthony G. Cohn, Fausto Giunchiglia, and Bart Selman, editors, *KR 2000, Principles of Knowledge Representation and Reasoning Proceedings of the Seventh International Conference, Breckenridge, Colorado, USA, April 11-15, 2000*, pages 176–185, None, 2000. Morgan Kaufmann.
 - 7 Mariano P. Consens and Alberto O. Mendelzon. Graphlog: a visual formalism for real life recursion. In Daniel J. Rosenkrantz and Yehoshua Sagiv, editors, *Proceedings of the Ninth ACM SIGACT-SIGMOD-SIGART Symposium on Principles of Database Systems, April 2-4, 1990, Nashville, Tennessee, USA*, pages 404–416, None, 1990. ACM Press. URL: <https://doi.org/10.1145/298514.298591>, doi:10.1145/298514.298591.
 - 8 Isabel F. Cruz, Alberto O. Mendelzon, and Peter T. Wood. A graphical query language supporting recursion. In Umeshwar Dayal and Irving L. Traiger, editors, *Proceedings of the Association for Computing Machinery Special Interest Group on Management of Data 1987 Annual Conference, San Francisco, CA, USA, May 27-29, 1987*, pages 323–330, None, 1987. ACM Press. URL: <https://doi.org/10.1145/38713.38749>, doi:10.1145/38713.38749.
 - 9 Daniel Deutch, Nave Frost, Benny Kimelfeld, and Mikaël Monet. Computing the shapley value of facts in query answering. *CoRR*, abs/2112.08874, 2021.
 - 10 Wenfei Fan. Graph pattern matching revised for social network analysis. In Alin Deutsch, editor, *15th International Conference on Database Theory, ICDT '12, Berlin, Germany, March 26-29, 2012*, pages 8–21, None, 2012. ACM. URL: <https://doi.org/10.1145/2274576.2274578>, doi:10.1145/2274576.2274578.
 - 11 Daniela Florescu, Alon Y. Levy, and Dan Suciu. Query containment for conjunctive queries with regular expressions. In Alberto O. Mendelzon and Jan Paredaens, editors, *Proceedings of the Seventeenth ACM SIGACT-SIGMOD-SIGART Symposium on Principles of Database Systems, June 1-3, 1998, Seattle, Washington, USA*, pages 139–148, None, 1998. ACM Press. URL: <https://doi.org/10.1145/275487.275503>, doi:10.1145/275487.275503.
 - 12 Steven Fortune, John E. Hopcroft, and James Wyllie. The directed subgraph homeomorphism problem. *Theor. Comput. Sci.*, 10:111–121, 1980. URL: [https://doi.org/10.1016/0304-3975\(80\)90009-2](https://doi.org/10.1016/0304-3975(80)90009-2), doi:10.1016/0304-3975(80)90009-2.
 - 13 Joseph Y. Halpern and Judea Pearl. Causes and explanations: A structural-model approach: Part 1: Causes. In *UAI*, pages 194–202, None, 2001. None.

- 14 Anthony Hunter and Sébastien Konieczny. On the measure of conflicts: Shapley inconsistency values. *Artif. Intell.*, 174(14):1007–1026, 2010.
- 15 Ester Livshits, Leopoldo E. Bertossi, Benny Kimelfeld, and Moshe Sebag. Query games in databases. *SIGMOD Rec.*, 50(1):78–85, 2021.
- 16 Ester Livshits and Benny Kimelfeld. The shapley value of inconsistency measures for functional dependencies. In Ke Yi and Zhewei Wei, editors, *24th International Conference on Database Theory, ICDT 2021, March 23-26, 2021, Nicosia, Cyprus*, volume 186 of *LIPIcs*, pages 15:1–15:19, None, 2021. Schloss Dagstuhl - Leibniz-Zentrum für Informatik. URL: <https://doi.org/10.4230/LIPIcs.ICDT.2021.15>, doi:10.4230/LIPIcs.ICDT.2021.15.
- 17 Scott M Lundberg and Su-In Lee. A unified approach to interpreting model predictions. In I. Guyon, U. V. Luxburg, S. Bengio, H. Wallach, R. Fergus, S. Vishwanathan, and R. Garnett, editors, *Advances in Neural Information Processing Systems 30*, pages 4765–4774. Curran Associates, Inc., None, 2017. URL: <http://papers.nips.cc/paper/7062-a-unified-approach-to-interpreting-model-predictions.pdf>.
- 18 Artem Lysenko, Irina A. Roznovat, Mansoor Saqi, Alexander Mazein, Christopher J. Rawlings, and Charles Auffray. Representing and querying disease networks using graph databases. *BioData Min.*, 9:23, 2016. URL: <https://doi.org/10.1186/s13040-016-0102-8>, doi:10.1186/s13040-016-0102-8.
- 19 Richard T. B. Ma, Dah-Ming Chiu, John Chi-Shing Lui, Vishal Misra, and Dan Rubenstein. Internet economics: The use of shapley value for ISP settlement. *IEEE/ACM Trans. Netw.*, 18(3):775–787, 2010. URL: <https://doi.org/10.1109/TNET.2010.2049205>, doi:10.1109/TNET.2010.2049205.
- 20 Wim Martens and Tina Trautner. Evaluation and enumeration problems for regular path queries. In Benny Kimelfeld and Yael Amerdamer, editors, *21st International Conference on Database Theory, ICDT 2018, March 26-29, 2018, Vienna, Austria*, volume 98 of *LIPIcs*, pages 19:1–19:21, None, 2018. Schloss Dagstuhl - Leibniz-Zentrum für Informatik. URL: <https://doi.org/10.4230/LIPIcs.ICDT.2018.19>, doi:10.4230/LIPIcs.ICDT.2018.19.
- 21 Wim Martens and Tina Trautner. Dichotomies for evaluating simple regular path queries. *ACM Trans. Database Syst.*, 44(4):16:1–16:46, 2019. URL: <https://doi.org/10.1145/3331446>, doi:10.1145/3331446.
- 22 Corto Mascle, Christel Baier, Florian Funke, Simon Jantsch, and Stefan Kiefer. Responsibility and verification: Importance value in temporal logics. In *2021 36th Annual ACM/IEEE Symposium on Logic in Computer Science (LICS)*, pages 1–14. IEEE, 2021.
- 23 Alexandra Meliou, Wolfgang Gatterbauer, Katherine F. Moore, and Dan Suciu. The complexity of causality and responsibility for query answers and non-answers. *Proc. VLDB Endow.*, 4(1):34–45, 2010.
- 24 Alberto O. Mendelzon and Peter T. Wood. Finding regular simple paths in graph databases. *SIAM J. Comput.*, 24(6):1235–1258, 1995. URL: <https://doi.org/10.1137/S009753979122370X>, doi:10.1137/S009753979122370X.
- 25 Stefano Moretti, Fioravante Patrone, and Stefano Bonassi. The class of microarray games and the relevance index for genes. *Top.*, 15(2):256–280, 2007.
- 26 Ramasuri Narayanam and Yadati Narahari. A shapley value-based approach to discover influential nodes in social networks. *IEEE Trans Autom. Sci. Eng.*, 8(1):130–147, 2011. URL: <https://doi.org/10.1109/TASE.2010.2052042>, doi:10.1109/TASE.2010.2052042.
- 27 Alon Reshef, Benny Kimelfeld, and Ester Livshits. The impact of negation on the complexity of the shapley value in conjunctive queries. In Dan Suciu, Yufei Tao, and Zhewei Wei, editors, *Proceedings of the 39th ACM SIGMOD-SIGACT-SIGAI Symposium on Principles of Database Systems, PODS 2020, Portland, OR, USA, June 14-19, 2020*, pages 285–297, None, 2020. ACM. URL: <https://doi.org/10.1145/3375395.3387664>, doi:10.1145/3375395.3387664.
- 28 Gorka Sadowski and Philip Rathle. Fraud detection: Discovering connections with graph databases. *White Paper-Neo Technology-Graphs are Everywhere*, 13, 2014.

- 29 Babak Salimi, Leopoldo E. Bertossi, Dan Suciu, and Guy Van den Broeck. Quantifying causal effects on query answering in databases. In *TaPP*, None, 2016. USENIX Association.
- 30 Lloyd S Shapley. A value for n-person games. In Harold W. Kuhn and Albert W. Tucker, editors, *Contributions to the Theory of Games II*, pages 307–317. Princeton University Press, Princeton, 1953.
- 31 Seinosuke Toda. PP is as hard as the polynomial-time hierarchy. *SIAM J. Comput.*, 20(5):865–877, 1991.
- 32 Tjeerd van Campen, Herbert Hamers, Bart Husslage, and Roy Lindelauf. A new approximation method for the shapley value applied to the WTC 9/11 terrorist attack. *Soc. Netw. Anal. Min.*, 8(1):3:1–3:12, 2018. URL: <https://doi.org/10.1007/s13278-017-0480-z>, doi:10.1007/s13278-017-0480-z.
- 33 Moshe Y. Vardi. The complexity of relational query languages (extended abstract). In Harry R. Lewis, Barbara B. Simons, Walter A. Burkhard, and Lawrence H. Landweber, editors, *Proceedings of the 14th Annual ACM Symposium on Theory of Computing, May 5-7, 1982, San Francisco, California, USA*, pages 137–146, None, 1982. ACM. URL: <https://doi.org/10.1145/800070.802186>, doi:10.1145/800070.802186.
- 34 Mihalis Yannakakis. Graph-theoretic methods in database theory. In Daniel J. Rosenkrantz and Yehoshua Sagiv, editors, *Proceedings of the Ninth ACM SIGACT-SIGMOD-SIGART Symposium on Principles of Database Systems, April 2-4, 1990, Nashville, Tennessee, USA*, pages 230–242, None, 1990. ACM Press. URL: <https://doi.org/10.1145/298514.298576>, doi:10.1145/298514.298576.
- 35 Ningning Yi, Chunfang Li, Xin Feng, and Minyong Shi. Design and implementation of movie recommender system based on graph database. In *14th Web Information Systems and Applications Conference, WISA 2017, Liuzhou, Guangxi Province, China, November 11-12, 2017*, pages 132–135, None, 2017. IEEE. URL: <https://doi.org/10.1109/WISA.2017.34>, doi:10.1109/WISA.2017.34.
- 36 Byoung-Ha Yoon, Seon-Kyu Kim, and Seon-Young Kim. Use of graph database for the integration of heterogeneous biological data. *Genomics & informatics*, 15(1):19, 2017.
- 37 Bruno Yun, Srdjan Vesic, Madalina Croitoru, and Pierre Bisquert. Inconsistency measures for repair semantics in OBDA. In *IJCAI*, pages 1977–1983. ijcai.org, 2018.

A Section 2 (Preliminaries)

► **Observation 2.4.** *Let q be a CRPQ. If the atom i is non-redundant, then there exists a graph G and assignment μ to (x_1, \dots, x_k) such that $q_j(G, \mu(y_j), \mu(z_j)) = 1$ for $j \neq i$ and $q_i(G, \mu(y_i), \mu(z_i)) = 0$.*

Proof. By definition, if atom i is non-redundant, it means that there exists a graph G_i such that $q(G_i) \neq q^{\setminus i}(G_i)$. And since every answer tuple $t \in q(G_i)$ is also also an answer tuple for $q^{\setminus i}(G_i)$, this means that there exists an answer tuple $t' = (v_1, \dots, v_k) \in q^{\setminus i}(G_i)$ such that $t' \notin q(G_i)$. In other words, for assignment (v_1, \dots, v_k) , there are matching paths for each q_j for $j \neq i$ ($q_j(G_i, s_j, t_j) = 1$) and no matching path for q_i ($q_i(G_i, s_i, t_i) = 0$). ◀

B Section 3 (The Shapley Value of Edges)

Here we show some examples for the computation of the Shapley values of edges for different inputs.

► **Example 1.** We refer to the graph G of Figure 1. By default, all edges are endogenous unless stated otherwise. (Note that we denote by e_{ij} the edge (v_i, v_j) .)

- $\text{Shapley}\langle abc \rangle(G, v_1, v_6, e)$. Any edge that is not on the only path that matches abc , namely $p: v_1 \rightarrow v_3 \rightarrow v_5 \rightarrow v_6$, will have the Shapley value of zero. This is true since adding such an edge to $G[B \cup E_x]$, where $B \subseteq E_n$, will not change the result of the path query. For edges on the path p , the computations are similar to each other and they all have the same Shapley value. For one of them to change the query result, it needs to appear after both other edges in the permutation of E_n . This happens in $\frac{9!}{3}$ of the overall $9!$ permutations. So we have:

$$\text{Shapley}\langle abc \rangle(G, v_1, v_6, e_{13}) = \text{Shapley}\langle abc \rangle(G, v_1, v_6, e_{35}) = \text{Shapley}\langle abc \rangle(G, v_1, v_6, e_{56}) = \frac{1}{3}.$$

If we assume that e_{13} is exogenous, then the other two edges will *split* the contribution evenly. Then we get:

$$\text{Shapley}\langle abc \rangle(G, v_1, v_6, e_{35}) = \text{Shapley}\langle abc \rangle(G, v_1, v_6, e_{56}) = \frac{1}{2}.$$

- $\text{Shapley}\langle ab^* \rangle(G, v_1, v_6, e)$. This is a more complicated computation, since there are two paths that match the regular expression ab^* (as we have seen in Example 1). Again, any edge that is not on any of these paths will have a Shapley value of zero. But now, the contributions of the remaining edges is not equal since, for instance, e_{12} is on both paths so we expect it to have higher contribution than the others. For the edge e_{26} to change the query result, it needs to appear after edge e_{12} but before at least one of e_{24} and e_{46} . Permutations where this happens are either permutations where e_{26} appears after e_{12} and one of e_{24} and e_{46} but before the other one, and there are $2 \cdot \sum_{i=0}^5 (i+2)! \binom{5}{i} (8-i-2)! = \frac{2}{12} \cdot 9!$ such permutations. Or permutations where e_{26} appears after e_{12} but before both e_{24} and e_{46} , and there are $\sum_{i=0}^5 (i+1)! \binom{5}{i} (8-i-1)! = \frac{1}{12} \cdot 9!$ such permutations. There are an overall of $9!$ possible permutations, so,

$$\text{Shapley}\langle ab^* \rangle(G, v_1, v_6, e_{26}) = \frac{1}{4}.$$

For the two edges e_{24} and e_{46} , the computations are similar to each other. For one of them to change the query, it needs to appear after e_{12} and the other one, but before e_{26} .

Similar to before, there are $\sum_{i=0}^5 (i+2)! \binom{5}{i} (8-i-2)! = \frac{1}{12} \cdot 9!$ permutations where this happens, so,

$$\text{Shapley}\langle ab^* \rangle(G, v_1, v_6, e_{24}) = \text{Shapley}\langle ab^* \rangle(G, v_1, v_6, e_{46}) = \frac{1}{12}.$$

For the last edge e_{12} , it needs to appear after e_{26} or after both e_{24} , e_{46} . Permutations where this happens are either permutations where e_{12} appears after both e_{24} and e_{46} but before e_{26} , after both e_{26} and e_{24} but before e_{46} , after both e_{26} and e_{46} but before e_{24} , and there are $3 \cdot \sum_{i=0}^5 (i+2)! \binom{5}{i} (8-i-2)! = \frac{3}{12} \cdot 9!$ such permutations. Or permutations where e_{12} appears after all three of e_{26} , e_{24} , e_{46} , and there are $\sum_{i=0}^5 (i+3)! \binom{5}{i} (8-i-3)! = \frac{3}{12} \cdot 9!$ such permutations. Or permutations where e_{12} appears after e_{26} but before both e_{24} and e_{46} , and there are $\sum_{i=0}^5 (i+1)! \binom{5}{i} (8-i-1)! = \frac{1}{12} \cdot 9!$ such permutations. So overall we get that,

$$\text{Shapley}\langle ab^* \rangle(G, v_1, v_6, e_{12}) = \frac{7}{12}.$$

Note that that $\sum_{e \in E_n} \text{Shapley}\langle ab^* \rangle(G, v_1, v_6, e) = 1$, which is expected since the sum of the Shapley values of all players is always equal to the value of the game for the whole set of players [30]. ◀

C Section 4 (Complexity of Exact Computation)

► **Theorem 4.2 (Tractability).** *Let q be an RPQ with the regular expression r . If every word in $L(r)$ is of length at most two, then $\text{RPQShapley}\langle q \rangle$ is solvable in polynomial time.*

Proof. As mentioned before, the problem of computing Shapley values in our setting reduces to computing $|\mathcal{M}(G, s, t, L, k)|$. We will now show that $|\mathcal{M}(G, s, t, L, k)|$ can be computed in polynomial time in this case. First, let us observe that we can compute $|\mathcal{M}(G, s, t, L, k)|$ by computing the complement set $|\overline{\mathcal{M}(G, s, t, L, k)}|$ which is defined similarly but for subsets where there is no path, and subtracting from the overall number of subsets of size k of endogenous edges:

$$|\mathcal{M}(G, s, t, L, k)| = \binom{m_n}{k} - |\overline{\mathcal{M}(G, s, t, L, k)}|$$

So it suffices to show how to compute $|\overline{\mathcal{M}(G, s, t, L, k)}|$.

Let $L = \{w_0, \dots, w_l\}$. For a subset of endogenous edges to be in $\overline{\mathcal{M}(G, s, t, L, k)}$, it should not connect, with E_x , any path from s to t matching $w \in L$, i.e., matching one of w_0, \dots, w_l . In other words, it should not connect any path of size 2 matching some $|w_i| = 2$, or any path of size 1 matching some $|w_i| = 1$.

This divides endogenous edges of the graph into 4 categories:

- Permitted. Edges which are not part of any such path.
- OnPath2E. Edges which are on a path of size 2 matching some w_i , where both edges are endogenous.
- OnPath2X. Edges which are on a path of size 2 matching some w_i , where one of the edges is exogenous.
- OnPath1. Edges which are on a path of size 1 matching some w_i .

These are disjoint paths, as we assume that there are no parallel edges, and edges on a path of size 1 can not also be on paths of size 2 and vice versa.

Each subset of size k in $\overline{\mathcal{M}(G, s, t, L, k)}$ has no edges from OnPath1 as such edges make a path, and no edges from OnPath2X as such edges connect a path along with E_x , i edges from Permitted, and $k - i$ edges from OnPath2 such that no whole path is added, meaning a maximum of one edge is added from each path of size 2. For each i , this translates to $\binom{|\text{Permitted}|}{i}$ options for edges from Permitted, and $2 \binom{\frac{|\text{OnPath2}|}{2}}{k-i}$ options for edges from OnPath2; choosing $k - i$ paths from $\frac{|\text{OnPath2}|}{2}$ paths, and for each path there are 2 possibilities for edges. All in all we get that:

$$|\overline{\mathcal{M}(G, s, t, L, k)}| = \sum_{i=0}^k 2 \binom{|\text{Permitted}|}{i} \binom{\frac{|\text{OnPath2}|}{2}}{k-i}$$

Which can be computed in polynomial time. \blacktriangleleft

► **Lemma 4.4.** *Let $\sigma_i \in \Sigma$ for $i = 1, 2, 3$. $\text{RPQShapley}\langle\sigma_1\sigma_2\sigma_3\rangle$ is $\text{FP}^{\#P}$ -hard, even when restricted to leveled graphs.*

Proof. The proof is by reduction from the problem of computing $\text{Shapley}\langle Q_{\text{RST}}\rangle(D, f)$, where D is a database over scheme $S = \{R(x), S(x, y), T(x)\}$. Since, as mentioned earlier, this problem is $\text{FP}^{\#P}$ -hard. Given a database D over S , we will construct a leveled graph database $G = (V, E)$ over $\Sigma = \{\sigma_1, \sigma_2, \sigma_3\}$. We will map facts to edges using the following one-to-one mapping function (bijection), the matching edge for fact f will be denoted by e_f : For each fact $R(x)$ we will add an edge (s_0, σ_1, x_1) . For each fact $S(x, y)$ in we will add an edge (x_1, σ_2, y_2) . For each fact $T(y)$, we will add an edge (y_2, σ_3, t_3) . It can be seen that this graph is a three-level graph. It is constructed such that if the query is satisfied in database D , then there is a path from s_0 to t_3 matching $\sigma_1\sigma_2\sigma_3$. An edge e_f is exogenous/endogenous according to the classification of the fact f . To complete the proof, we will show that:

$$\text{Shapley}\langle Q_{\text{RST}}\rangle(D, f) = \text{Shapley}\langle\sigma_1\sigma_2\sigma_3\rangle(G, s_0, t_3, e_f)$$

We will prove this by showing that both games are isomorphic. As stated before, the mapping function is a bijection and there is a one-to-one mapping between facts and edges, now we will show that the wealth functions get the same values for each subset F of facts and its mapping to edges E in the reduction graph G , i.e., $v_{db}(F) = v_{pq}(E)$. We denote by $q_{\sigma_1\sigma_2\sigma_3}$ the RPQ with regular expression $\sigma_1\sigma_2\sigma_3$.

Since $v_{db}(F) = Q_{\text{RST}}(F \cup D_x) - Q_{\text{RST}}(D_x)$ and $v_{pq}(E) = q_{\sigma_1\sigma_2\sigma_3}(G[E \cup E_x], s_0, t_3) - q_{\sigma_1\sigma_2\sigma_3}(G[E_x], s_0, t_3)$, it is sufficient to show that $Q_{\text{RST}}(F') = q_{\sigma_1\sigma_2\sigma_3}(G[E'], s_0, t_3)$ for a subset F' of facts and its mapping to edges E' .

$$\begin{aligned} Q_{\text{RST}}(F') = 1 &\stackrel{(1)}{\iff} F' \models R(x), S(x, y), T(y) \\ &\stackrel{(2)}{\iff} \exists a, b : R(a), S(a, b), T(b) \in F' \\ &\stackrel{(3)}{\iff} (s_0, \sigma_1, a_1), (a_1, \sigma_2, b_2), (b_2, \sigma_3, t_3) \in E' \\ &\stackrel{(4)}{\iff} q_{\sigma_1\sigma_2\sigma_3}(G[E'], s_0, t_3) = 1 \end{aligned}$$

Transitions (1) and (2) follow from definitions, transition (3) follows from the construction of the reduction graph G , and transition (4) follows from that if $(s_0, \sigma_1, x_1), (x_1, \sigma_2, y_2), (y_2, \sigma_3, t_3) \in E$ then these edges connect a path from s_0 to t_3 matching $\sigma_1\sigma_2\sigma_3$.

So as a conclusion, for any fact f we can compute its Shapley value efficiently, in polynomial time, given a solution for the second problem. The construction of the graph can be done in polynomial time. ◀

► **Lemma 4.5.** *Let r be a regular expression. If there exists a word in $L(r)$ of length at least three, then $\text{RPQShapley}\langle r \rangle$ is $\text{FP}^{\#P}$ -hard, even when restricted to leveled graphs.*

Proof. Let $w_0 = \sigma_1 \dots \sigma_n \in L(r)$, such that $n = |w_0| \geq 3$. We will show a reduction from the problem $\text{RPQShapley}\langle \sigma_1 \sigma_2 \sigma_3 \rangle$ on leveled graphs to $\text{RPQShapley}\langle r \rangle$ on leveled graphs. Given an input graph G , source node s , target node t and edge e for $\text{RPQShapley}\langle \sigma_1 \sigma_2 \sigma_3 \rangle$, we construct an input graph G' for $\text{RPQShapley}\langle r \rangle$. It will be constructed in the following way:

Starting from s , we will keep edges in the first level with label σ_1 , edges in the second level with label σ_2 , and edges in the third level with label σ_3 . These edges will be classified as exogenous/endogenous according to the classification of the original edges. All other edges will be removed. If $|w| > 3$, we will also add a path consisting of exogenous edges, from node t to a new node t' matching the remainder of w , i.e., $\sigma_4 \dots \sigma_n$. Such a reduction is illustrated in Figure 3. Now we will show that $\text{Shapley}\langle \sigma_1 \sigma_2 \sigma_3 \rangle(G, s, t, e) = \text{Shapley}\langle r \rangle(G', s, t', e)$.

Now we can see that in the new graph G' there can only be paths matching $w_0 = \sigma_1 \dots \sigma_n$ from s to t' ; starting with a sub-path that was originally in G that matches $\sigma_1 \sigma_2 \sigma_3$, and getting to t' through the only path from t to t' that we added. In addition, any edge that was removed e' has $\text{Shapley}\langle \sigma_1 \sigma_2 \sigma_3 \rangle(G, s, t, e') = 0$, since it does not participate in any path from s to t matching $\sigma_1 \sigma_2 \sigma_3$, otherwise it would have been added to G' by construction. So adding such an edge to $G[B \cup E_x]$, where $B \subseteq E_n$, will not change the result of the path query.

Since the sub-path that matches the suffix $\sigma_4 \dots \sigma_n$ of w_0 , consists only of exogenous edges and can only be from t to t' , the existence of a path from s to t' matching r boils down to the existence of a path from s to t matching $\sigma_1 \sigma_2 \sigma_3$. Pairing that with the fact the in both graphs we have the same set of endogenous edges, except for endogenous edges in the original graph that were not added to G' , those edges can not be in a path from s to t matching $\sigma_1 \sigma_2 \sigma_3$ by construction, so they have a Shapley value of 0 and can be removed from the game without affecting values of the others, we get that $\text{Shapley}\langle \sigma_1 \sigma_2 \sigma_3 \rangle(G, s, t, e) = \text{Shapley}\langle r \rangle(G', s, t', e)$. ◀

D Section 5 (Complexity of Approximation)

► **Lemma 5.3.** *It is NP-complete to determine, given a graph G , nodes s and t , and edge e , whether e lies on any simple path from s to t .*

Proof. In [12], the set of pattern graphs for which the fixed directed sub-graph homeomorphism problem is NP-complete is characterized. An immediate result of that is that the decision problem that takes as input, a graph G , source node s , target node t , and node v , and decides whether v lies on a simple path from s to t in graph G , is NP-hard. We will show a simple reduction from the problem of determining whether a node lies on a simple path to the problem of whether an edge lies on a simple path. Given a graph G , source node s , target node t , and node v , we modify G such that node v is split into two nodes v_{in} and v_{out} and we connect them by an edge (v_{in}, v_{out}) . All ingoing edges into v will be added as ingoing edges to v_{in} , and all outgoing edges from v will be added as outgoing edges from v_{out} , the new graph will be denote by G' . We now argue that v lies on a simple path from s to t in G

if and only if edge (v_{in}, v_{out}) lies on a simple path from s to t in G' , which completes the reduction. \blacktriangleleft

► **Lemma 5.5.** *Let r be a regular expression. If $L(r)$ is infinite, then it is NP-complete to determine whether $\text{Shapley}\langle r \rangle(G, s, t, e) > 0$.*

Proof. We will prove this by showing a reduction from the problem of determining whether $\text{Shapley}\langle \Sigma^* \rangle(G, s, t, e) > 0$ which we showed to be NP-hard. Given an input instance (G, s, t, a) , we will show how to construct an instance (G', s', t', a_k) for our problem such that:

$$\text{Shapley}\langle \Sigma^* \rangle(G, s, t, a) > 0 \iff \text{Shapley}\langle r \rangle(G', s', t', a_k) > 0$$

Since $L(r)$ is infinite, we know that its corresponding DFA graph that we will denote by G_{DFA} has at least one cycle. We find a path from an initial state to an accepting state that passes through a node v_i that is part of a cycle. We will denote the path by: $l : v_0 \rightarrow \dots \rightarrow v_i \rightarrow \dots \rightarrow v_k$.

We assumed the node v_i is part of a cycle, we denote the labels which are along the cycle starting from v_i by $w_{cycle} = \sigma_0 \dots \sigma_c$. The graph G' will be constructed so that any path in it from s' to t' matches r in the following way, containing 3 sub-graphs:

- The path $s' = v_0 \rightarrow \dots \rightarrow v_i^{in} = s$, with the same labels as in the DFA, the edge (v_{i-1}, v_i^{in}) will have the label of (v_{i-1}, v_i) . (*exogenous*).
- A copy of the graph G where each edge e is split into c edges with labels matching w_{cycle} which we will denote by $e_1 \dots e_c$. The node $s = v_i^{in}$ will serve as the source s in the original graph, and the node $t = v_i^{out}$ will serve as the target t in the original graph. (*endogenous/exogenous according to original edge*).
- The path $t = v_i^{out} \rightarrow \dots \rightarrow v_k$, with the same labels as in the DFA, the edge (v_i^{out}, v_{i+1}) will have the label of (v_i, v_{i+1}) . (*exogenous*).

We will now show that for each $a \in E$ and $a_k \in E'$ that is any edge that sits on the path that replaced the edge a in G' this holds:

$$\text{Shapley}\langle \Sigma^* \rangle(G, s, t, a) > 0 \iff \text{Shapley}\langle r \rangle(G', s', t', a_k) > 0$$

\implies :

$$\begin{aligned} \text{Shapley}\langle \Sigma^* \rangle(G, s, t, a) > 0 &\stackrel{(1)}{\implies} \exists S \subset E_n : q_{\Sigma^*}(G[S \cup E_x \cup \{a\}], s, t) - q_{\Sigma^*}(G[S \cup E_x], s, t) > 0 \\ &\stackrel{(2)}{\implies} \text{Adding } a \text{ to } S \cup E_x \text{ connects a path from } s \text{ to } t \text{ in } G \stackrel{(3)}{\implies} \text{Adding } \\ &a_k \text{ to } S' \cup E'_x \text{ connects a path from } s \text{ to } t \text{ in } G' \text{ that matches } r, \text{ where } S' \\ &\text{is the subset containing all edges } e_i \text{ for each edge } e \in S \text{ and edges } a_i \text{ for } \\ &i \neq k \stackrel{(4)}{\implies} \exists S' \subset E'_n : q_r(G'[S' \cup E'_x \cup \{a_k\}], s', t') - q_r(G'[S' \cup E'_x], s', t') > 0 \\ &\stackrel{(5)}{\implies} \text{Shapley}\langle r \rangle(G', s', t', a_k) > 0. \end{aligned}$$

Transitions (1), (2), (4), (5), follow from definitions. We need to prove transition (3); if adding a to $S \cup E_x$ connects a path from s to t in G , then, adding a_k to $S' \cup E'_x$ connects a path from s' to t' in G' that matches r , where S' is the subset containing all edges e_i for each edge $e \in S$ and edges a_i for $i \neq k$.

First, we will need to prove that there is no path from s' to t' in G' using only $S' \cup E'_x$ matching r . Let us assume that there is, then this path contains a sub-path from s to t of edges e_i , for each such edge $e_i, e \in S$ by the way of reduction, so we get that there is a path from s to t in G using $S \cup E_x$ by contradiction to that a is needed to connect such path.

Now we will prove that adding a_k connects a path from s' to t' matching r . We know that adding a to $S \cup E_x$ connects a path from s to t in G so from that we get that adding a_k to $S' \cup E'_x$ connects a path from s' to t' in G' that is the same path as in G but each edge is split into c edges, the overall path from s' to t' will be composed the only path from s' to s and then the path we mentioned from s to t and finally the path from t to t' . We will now show that this path matches r by simulating a run of the DFA for r and showing that it ends in an accepting state.

Starting from the initial state v_0 , the path from s' to s would transition the automaton into state v_i , as this path was constructed according to the transitions of the automaton. Then, each pass through a collection of edges e_k that match an edge e in the original graph keeps the automaton in the same state, this is because going through their labels creates a cycle. Since the path from s to t goes through a finite number of such transitions, we get that simulating the path until t keeps the automaton in state v_i . Finally, simulating the last part is similar to the first part, and it would transition the automaton into state v_k which is an accepting state. This means that adding e_k connects a path from s' to t' matching r .

\Leftarrow :

$$\begin{aligned} \text{Shapley}\langle r \rangle(G', s', t', a_k) > 0 &\stackrel{(1)}{\implies} \exists S' \subset E'_n : q_r(G'[S' \cup E'_x \cup \{a_k\}], s', t') - q_r(G'[S' \cup E'_x], s', t') > 0 \\ &\stackrel{(2)}{\implies} \text{Adding } a_k \text{ to } S' \cup E'_x \text{ connects a path from } s' \text{ to } t' \text{ in } G' \text{ that matches } r \\ &\stackrel{(3)}{\implies} \text{Adding } a \text{ to } S \cup E_x \text{ connects a path from } s \text{ to } t \text{ in } G, \text{ where } S \text{ is the subset containing all edges } e \in E \text{ s.t. } \forall i \in \{1, \dots, c\} : e_i \in S' \\ &\stackrel{(4)}{\implies} \exists S \subset E_n : q_{\Sigma^*}(G(S \cup E_x \cup \{a\}), s, t) - q_{\Sigma^*}(G(S \cup E_x), s, t) > 0 \\ &\stackrel{(5)}{\implies} \text{Shapley}\langle \Sigma^* \rangle(G, s, t, a) > 0. \end{aligned}$$

Again, transitions (1), (2), (4), (5), follow from definitions. We need to prove transition (3); if adding a_k to $S' \cup E'_x$ connects a path from s' to t' in G' that matches r , then, adding a to $S \cup E_x$ connects a path from s to t in G , where S is the subset containing all edges $e \in E$ s.t. $\forall i \in \{1, \dots, c\} : e_i \in S'$.

First, we will need to prove that there is no path from s to t in G using only $S \cup E_x$. Let us assume that there is, then as shown before there is a path from s' to t' in G' using only $S' \cup E'_x$ that matches r , by contradiction to that a_k is needed to connect such path. Now we will prove that adding a connects a path from s to t . We know that adding a_k to $S' \cup E'_x$ connects a path from s' to t' in G' that matches r , specifically, it connects a sub-path from s to t . We can see that if such sub-path passes through some e'_k , it passes through all e'_i so all $e'_i \in S'$, and consequently $e' \in S$. This means that adding a to $S \cup E_x$ connects a path from s to t . \blacktriangleleft

► **Lemma 5.6.** *Let q be a CRPQ without redundancy. If $L(r_i)$ is infinite for some atom i of q , then determining whether $\text{Shapley}\langle q \rangle(G, \vec{u}, e) > 0$ is NP-complete.*

Proof. It is straightforward to show that the problem is in NP. For hardness, we know that there exists an atom i of q such that it is non-redundant and $L(r_i)$ is infinite. We will show a reduction from the problem of deciding whether $\text{Shapley}\langle r_i \rangle(G, s, t, e) > 0$ which we showed to be NP-hard and that proves the lemma.

Given an input graph G , source node s , target node t and edge a , the reduction would work the same way as in the proof of Theorem 4.1 and we construct a G^* that is a union of the graph G_i that we get from that atom i is non-redundant along with an assignment \vec{v} (Observation 2.4), and the original graph G . The same claims hold as in the previous proof and we get:

$$\text{Shapley}\langle r_i \rangle(G, s, t, a) = \text{Shapley}\langle q \rangle(G^*, \vec{v}, a)$$

That concludes the proof of the reduction as given a solution for the problem of determining whether $\text{Shapley}\langle q \rangle(G, \vec{u}, e) > 0$ we can solve the problem of determining whether $\text{Shapley}\langle r_i \rangle(G, s, t, e) > 0$ in polynomial time. ◀