

A Reverse Engineering Education Needs Analysis Survey

Charles R. Barone IV
University of New Haven
United States of America
cbaro4@unh.newhaven.edu

Robert Serafin
University of New Haven
United States of America
rsera1@unh.newhaven.edu

Ilya Shavrov
University of New Haven
United States of America
ishav1@unh.newhaven.edu

Ibrahim Baggili
Louisiana State University
Center for Computation &
Technology
United States of America
ibaggili@lsu.edu

Aisha Ali-Gombe
Louisiana State University
Center for Computation &
Technology
United States of America
aaligombe@lsu.edu

Golden G. Richard III
Louisiana State University
Center for Computation &
Technology
United States of America
golden@cct.lsu.edu

Andrew Case
Louisiana State University
Center for Computation &
Technology
United States of America
acase8@lsu.edu

ABSTRACT

This paper presents the results of a needs analysis survey for Reverse Engineering (RE). The need for reverse engineers in digital forensics, continues to grow as malware analysis becomes more complicated. The survey was created to investigate tools used in the cybersecurity industry, the methods for teaching RE and educational resources related to RE. Ninety-three (n=93) people responded to our 58 question survey. Participants did not respond to all survey questions as they were optional. The data showed that the majority of $\frac{3}{4}$ (33.8%) responses either strongly agreed and $\frac{2}{4}$ (30.99%) of responses somewhat agreed that there is a shortage in RE resources. Furthermore, a majority of $\frac{1}{2}$ (23.61%) responses indicated that they strongly disagree and that $\frac{2}{4}$ (37.5%) somewhat disagree to the statement that graduates are leaving college with adequate RE knowledge. When asked if there is a shortage of adequate RE candidates, the majority of $\frac{3}{4}$ (46.48%) responses strongly agreed and $\frac{2}{4}$ (28.17%) somewhat agreed. In order to determine if this was a result of the tools at their disposal, a series of questions in regards to the two most popular RE tools were also asked. In response to a question about the efficiency of the Interactive Disassembler (IDA) Graphical User Interface (GUI), majority of $\frac{1}{3}$ (32%) respondents strongly agreed and $\frac{2}{3}$ (54%) somewhat agreed. Similarly, in response to the same question, but in regards to the Ghidra GUI, majority of $\frac{1}{2}$ (43.75%) respondents somewhat agreed. The results show that a significant number of respondents were self-taught and weren't educated via a university, college, or employer in RE. It was concluded that RE is still a growing field, with few experts and a lack of proficiency, but not necessarily impeded by a lack of adequate tools. Our paper provides an overview of the current state of the RE community to be used for the future development of the RE domain.

KEYWORDS

Reverse Engineering, Needs Analysis Survey, Malware Analysis, Reverse Engineering Learning, Reverse Engineering Education

1 INTRODUCTION

The origins of RE can be traced back to hardware, where physical objects were deconstructed in order to determine design logic as well as functionalities. While hardware RE is still prevalent today, there is a significant shift in focus to RE software, especially within the security community. A formal definition of software RE was presented by [7] in 1990, as "...the process of analyzing a subject system to identify the system's components and their relationships and create a representation of the system in another form or at a higher level of abstraction." Over the years, software RE has gained significant momentum, particularly in the areas of program analysis and re-engineering and transformation [4, 9]. Various RE toolkits were created that support a number of different architectures, assist with design recovery, and allow visualization of extracted data.

Although these advancements are significant, with the increasing complexity of cyberattacks and proliferation of highly stealthy and obfuscated malware, the need for software RE in the digital forensics and incident response continues to grow. Today, RE plays a critical role in the deep understanding and attempted mitigation of malicious software [28], which [20] stated is imperative to digital forensics. Major companies, such as Target, Equifax, and Apple, have been compromised and experienced the leakage of user data for millions of users. Additionally, cities in the United States have had to pay a significant amount of money to regain access to their systems after sophisticated ransomware attacks, as seen in Florida towns [23]. The Cybersecurity and Infrastructure Security Agency Cybersecurity and Infrastructure Security Agency (CISA) director Christopher Krebs has gone on to state that ransomware attacks are a national crisis [30]. Finally, the United States government's response to combating cyber attacks further demonstrates this

urgency. The U.S. Fiscal Year Budget for 2020 has allocated 18.4 billion dollars for cybersecurity purposes to a number of agencies within the federal government [10, 13].

While it is important to highlight technical advancements in RE and to continue to build powerful tools for RE, it is also critical that we try to understand outstanding issues that plague this field so that we can focus our energy on effective solutions. [31] points out some fundamental problems of RE, such as using example programs, understanding economic impact, and inter-researcher communication. It's also clear that there are significant barriers to entry for students. These include the availability of appropriate training, the need to use complex or expensive software packages, and the lack of prerequisite knowledge. The latter is a serious issue, as the skills and knowledge most helpful in RE, including advanced systems programming, operating systems internals, assembler language, compilers, and more, are increasingly marginalized in academic programs [28].

In this paper, we present the results of a detailed needs survey for RE. Our survey seeks to explore the general need for RE in the cybersecurity and digital forensics communities and how RE is taught in universities and learned via on-the-job training. Similar needs analysis surveys have been conducted in the literature for other fields of cybersecurity, such as cyber forensics [17, 29]. We undertook this effort because it is crucial for the growth of RE as a whole to reflect on the current standing of the field and its challenges. Our contributions are as follows:

- We present the primary account of a needs analysis survey for RE. Our 58 question survey gained the feedback from (n=93) respondents, for the analysis of RE needs.
- We present primary data on how people learn, teach and work in RE while also explaining what challenges they face during that process.
- Our analysis provides insight for advancing the RE in education and tools.

The paper is divided into several sections. First, we discuss background information on RE in Section 2. In Section 3, we share the methodology and survey design. The results are presented in Section 4. Section 5 describes the limitations of our work, and Section 6 shares related work. Lastly, Section 7 discusses and concludes our work.

2 BACKGROUND

In recent years, software RE has played a pivotal role in cybersecurity and digital forensics [1, 3, 27]. There are basically two major static analysis techniques for software RE - disassembly and decompilation. Disassemblers are tools that generate low-level assembly code from a compiled binary for further scrutiny. On the other hand, decompilation is the process of translating an executable into high-level source code. These RE techniques are widely used in various computing fields ranging from software development to malware and vulnerability analysis. In software development, RE provides a mechanism for recovering and recreating a higher-level abstraction of legacy software for maintenance and patching even where the original source code is not available. In addition, these RE techniques can be applied for the recovery of source code, architecture and design discovery [4], and the integrity validation of

cryptographic algorithms [12]. In the malware analysis domain, RE is applied to identify the malicious payload, obfuscation, and other functionalities.

2.1 Current Tools

A variety of tools are used to reverse engineer applications. Generally, these tools can be separated into two different categories: static analysis and dynamic analysis. Static analysis tools examine the application without executing it while dynamic analysis tools examine the application during execution. These categories are not mutually exclusive—some tools provide both static and dynamic analysis functionality. While open source tool development for RE is growing, reverse engineers typically use a mixture of open and closed source tools.

2.1.1 Static Analysis Tools. IDA by Hex Rays is a disassembler and decompiler that is interactive, programmable and extensible. IDA is hosted on Windows, Linux, or Mac OS X [19]. It was created by Ilfak Guilfanov, who later founded Hex Rays. Ghidra is a suite of tools developed for software RE created by the National Security Agency (NSA)'s Research Directorate in support of the cybersecurity mission [16]. It was publicly released by the NSA on March 2019, with the source code being released on Github [21]. Radare2 is an open source RE tool suite that initially provided only static analysis capabilities, but now also provides an integrated low-level debugger [26].

2.1.2 Dynamic Analysis Tools. There are a variety of publicly available tools that can be used to perform dynamic analysis of an executable. The application will typically execute in a sandbox or virtual environment (e.g., Virtualbox, VMWare Workstation, Microsoft Hyper-V) to avoid contamination of the analysis machine as the user monitors application behavior. There are also web-based tools that allow users to upload files to be scanned in order to determine if they are malicious. Some examples are Virustotal and Hybrid Analysis. x64dbg is an open-source binary debugger for Windows, aimed at malware analysis and RE of executables for which source code is not available [33]. Immunity Debugger builds on a solid User Interface (UI) with function graphing, the industry's first heap analysis tool built specifically for heap creation, and a large and well supported Python Application Programming Interface (API) for easy extensibility [18].

The Windows Debugger (WinDbg) can be used to debug kernel-mode and user-mode code, analyze crash dumps, and examine the Central Processing Unit (CPU) registers while the code executes [11]. OllyDbg is a debugger that operates at the assembler level on Windows and focuses on binary code analysis. It is free and open source, which makes it a very popular debugging solution [25]. Cheat Engine is a tool created for use primarily with single player video games and allows a user to scan for and change values of variables that control game behavior. It also includes a debugger, disassembler, assembler, and system inspection tools which can be of use to someone performing analysis of other types of applications [5].

3 METHODOLOGY

Given the different flavors of RE tools and the different ways in which practitioners use the tools for analysis and training, it is clear that there is no harmonized approach to RE within the security and forensics communities. Thus, to understand the driving factors and motivation for adopting specific tools or collection of tools by practitioners and educators, we conduct a need analysis survey. The survey was created and taken on Qualtrics. We began by obtaining a category two exemption from the Institutional Review Board (IRB) at the BLINDED FOR REVIEW (this meant that the survey did not record participant identification information or behavior, and posed no risk or harm to subjects not encountered in every day life). The recorded responses from the survey were then analyzed using various exploratory analysis methods.

3.1 Survey Design & Data Analysis

The survey was mainly geared towards individuals who were professionals or educators in the cybersecurity and digital forensics fields. It consisted of 58 questions with the following composition:

- 10 Likert Scale
- 21 Multiple Choice
- 15 Multiple Choice (Checkbox)
- 9 Free Response
- 1 Slider

The survey questions covered the following: demographics, teaching RE, learning RE, RE Tools and platforms, IDA versus Ghidra, potential for web based RE platforms, and legal challenges in adopting and usage of RE. Collected responses were analyzed using exploratory data analysis and visualization techniques.

4 RESULTS

Ninety-three participants were recorded to have accessed the survey. All (n=93) participants consented to take the survey, three did not continue the survey beyond the definitions and seven did not record any responses beyond the first question. Not all participants completed every question in the survey. This is discussed further in the Limitations Section 5 of the paper.

4.1 Demographics

The demographic results as shown in Appendix A, Table A.1 shows that the majority of the responses $\frac{3}{5}$ (65.88%) were white, $\frac{6}{5}$ (81.18%) were males and $\frac{3}{5}$ (35.29%) within the age range of 30-39. The majority of responses $\frac{2}{5}$ (28.24%) indicates a Masters degree as participants highest level of education. Most of the responses indicate degrees related to the field of technology with a majority of in Computer Science $\frac{2}{3}$ (31.33%).

Interest in RE (Figure 3), was answered by 72 of 93 participants. The majority indicated that they either *agree* or *strongly agree* that they were interested in RE. Results indicate that $\frac{4}{2}$ (56.94%) of responses *strongly agree* and $\frac{2}{2}$ (30.56%) of responses *somewhat agree*.

The mean percentage of time spent on RE during work, shown in Appendix A, Table A.2 was found to be 26.56% with a maximum of 90%. The mean percentage of time spent RE outside of work was found to be 27.02% with a maximum of 80%. Additionally when asked about how many years work has involved RE, $\frac{2}{3}$ (31.33%)

responses indicated that their career has not involved RE, followed by $\frac{1}{3}$ (15.66%) responses indicating that their career has involved RE for 5 to 6 years as shown in Appendix A, Table A.3.

Participants then went into detail explaining how their work requires RE. Many of the participants have worked on reversing malware either as part of an incidence response team or as RE instructors. When explaining what RE activities are done outside of work, most like to compete in Capture The Flag (CTF) competitions. Some are researchers and study malware using RE.

The professional roles participants have worked in are shown in Appendix A; Tables A.4, A.5. The responses indicated that $\frac{2}{44}$ (8.43%) worked as engineers in the cybersecurity industry, $\frac{2}{44}$ (7.85%) worked as professors or educators while $\frac{2}{44}$ (7.85%) worked as software developers. It is important to note that the responses to this question varied indicating that participants held a diverse set of professional roles in the field of cybersecurity, and further exemplifying that RE is a field that broadly applies to a number of job functions. It is important to note that the high volume of responses to this question (n=344), is due to participants selecting multiple options.

4.2 User Education

The proficiency for first RE related roles (Appendix B; Table B.1), shows $\frac{2}{5}$ (37.33%) responses indicating that they were not proficient, and only $\frac{1}{5}$ (12.00%) responses indicate they were very proficient followed by $\frac{1}{5}$ (2.67%) responses indicate they were an expert.

For where participants education in RE took place (Appendix B; Table B.2), $\frac{5}{2}$ (61.96%) indicated that they were self-taught, $\frac{2}{2}$ (25.00%) responses indicated they were taught from university or college, and $\frac{1}{2}$ (13.04%) responses indicate that they were taught by their employer. It is important to note that a significant amount of these participants indicated that they were not educated in RE via a university, college, or employer.

Participants were then asked which resources were beneficial when learning RE (Appendix B; Table B.3). The majority of the responses indicated that they utilized *online instructional guides*, *online challenges* or *“crackme”*, and *textbooks*. $\frac{4}{213}$ (21.13%) responses indicates that they utilized online instructional guides, $\frac{4}{213}$ (18.78%) responses indicates that they utilized online challenges or *“crackmes”*, and $\frac{3}{213}$ (16.90%) responses indicated that they employed textbooks. It is important to note that the high volume of responses to this question (n=213), is due to some participants selecting multiple options.

Most valuable books for learning RE had (Appendix B; Table B.5) majority of participants indicating that *Practical Malware Analysis : The Hands-On Guide to Dissecting Malicious Software* and *The IDA/IDA Pro Book* were the most valuable. $\frac{3}{143}$ (23.78%) responses indicated *Practical Malware Analysis : The Hands-ON Guide to Dissecting Malicious Software* and $\frac{2}{143}$ (16.08%) responses indicated *The IDA/IDA Pro Book*. It is important to note that the high volume of responses to this question (n=143), is due to some participants selecting multiple options.

Most valuable websites for learning RE resulted with (Appendix B; Table B.4) majority of participants indicating that *youtube.com*, *sans.com*, and *crackmes.one* were most valuable. $\frac{3}{114}$ (31.58%) responses indicated *youtube.com*, $\frac{1}{114}$ (14.04%) responses indicated

sans.com, and $\frac{1}{114}$ (14.04%) responses indicated *crackmes.one*. It is important to note that the high volume of responses to this question (n=114), is due to participants selecting multiple options.

With the agreement if there is a shortage of effective RE educational resources (Figure 3), majority of participants indicated that they either *strongly agree* or *somewhat agree*. $\frac{2}{5}$ (33.80%) responses indicated strongly agree and $\frac{2}{5}$ (30.99%) responses indicated somewhat agree. Additionally, when asked if participants agree that cybersecurity graduates are leaving school with adequate proficiency in RE (Figure 3), majority of participants indicated that they *somewhat disagree* or *strongly disagree*. $\frac{2}{5}$ (37.50%) responses indicate somewhat disagree and $\frac{1}{5}$ (23.61%) responses indicated strongly disagree. It should also be noted that only $\frac{1}{5}$ (5.56%) responses indicated strongly agree. Furthermore, when asked if participants agree that there is a shortage of qualified RE candidates in the workforce (Figure 3), majority of participants indicated that they either *strongly agree* or *somewhat agree*. $\frac{2}{5}$ (46.48%) responses indicated strongly agree and $\frac{2}{5}$ (28.17%) responses indicated somewhat agree. It is also important to note that none of the participants indicated that they strongly disagree.

4.3 Reverse Engineering Tools

From the RE tools participants had heard of (Figure 4), majority heard of IDA/IDA Pro, Ghidra, and GNU Debugger (GDB). $\frac{6}{804}$ (7.59%) responses indicated IDA/IDA Pro, $\frac{6}{804}$ (7.46%) responses indicated Ghidra, and $\frac{4}{804}$ (6.09%) responses indicating GDB. It is important to note that per the high volume of responses to this question (n=804), some participants selected multiple options. When asked which tools participants use in RE (Figure 4), the majority indicated that they made use of IDA/IDA Pro, GDB, and Ghidra. $\frac{3}{389}$ (13.11%) responses indicated IDA/IDA Pro, $\frac{3}{389}$ (8.74%) indicated Ghidra, and $\frac{3}{389}$ (7.97%) indicated GDB. It is important to note that the high volume of responses to this question (n=389), is due to participants selecting multiple options.

Participants were then asked if the tools that they use for RE are adequate for the work they need to accomplish (Figure 3). The majority either *somewhat agree* or *strongly agree*. $\frac{2}{5}$ (41.54%) responses *somewhat agree* and $\frac{2}{5}$ (32.31%) responses *strongly agree*. When asked what some weaknesses in regards to current RE tools are (Figure 1), based upon the mean responses most participants agreed that the primary pain points are the steep learning curve to use tools, open-source software (OSS) need more funding, tools need to cost less, and poor documentation of tools.

The operating systems most utilized by the participants for RE (Appendix C; Table C.1), were either Unix/Linux and Windows. $\frac{3}{124}$ (41.94%) responses indicated utilize Unix/Linux and $\frac{4}{124}$ (37.90%) indicated Windows. It is important to note that the high volume of responses to this question (n=124), is due to participants selecting multiple options.

The majority of architectures encountered in RE (Appendix C; Table C.2), were x86/i386, x86-64/AMD64, and Advanced RISC Machines (ARM). $\frac{5}{131}$ (38.17%) responses indicated x86/AMD64, $\frac{4}{131}$ (34.35%) indicated x86/i386, and $\frac{2}{131}$ (18.32%) indicated ARM. It is important to note that the high volume of responses to this question (n=131), is due to participants selecting multiple options. When asked which platforms participants have encountered while

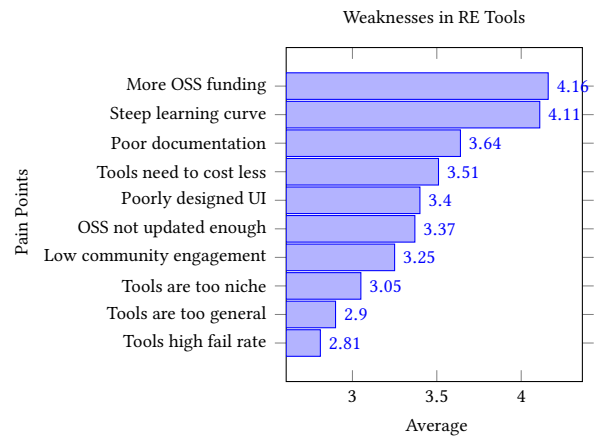


Figure 1: Pain points in regards to RE tools. Note: The average is calculated on a scale from 1 - 5. Strongly Disagree = 1 and Strongly Agree = 5

RE (Appendix C; Table C.3), the majority indicated that they had encountered Windows, *nix, and Android. $\frac{5}{131}$ (40.46%) responses indicated Windows, $\frac{3}{131}$ (29.77%) indicated *nix, and $\frac{3}{131}$ (22.14%) indicated Android. It is important to note that the high volume of responses to this question (n=131), is due to participants selecting multiple options.

Languages that participants have encountered while RE (Appendix C; Table C.4), indicated that majority had encountered C/C++, Java, Compiled Python, and C#. $\frac{5}{193}$ (30.05%) responses indicated C/C++, $\frac{3}{193}$ (20.21%) indicated Java, $\frac{3}{193}$ (17.10%) indicated C# and $\frac{3}{193}$ (15.54%) indicated Compiled Python. It is important to note that the high volume of responses to this question (n=193), is due to participants selecting multiple options. When asked which software/systems participants have reverse engineered or encountered whilst RE (Appendix C; Table C.5), the majority indicated malware and desktop applications. $\frac{9}{176}$ (28.41%) responses indicated malware and $\frac{4}{176}$ (22.73%) indicated desktop applications. It is important to note that the high volume of responses to this question (n=176), is due to participants selecting multiple options.

Participants elaborated on their experience on learning RE. Many learned through academic courses, CTF challenges, online tutorials and a lot of practice on their own. Reading was said to only help understand general concepts. Anything other than hands on experience people don't find helpful. Not everyone started with the assembly languages when learning RE. There were people who started by understanding Python and how C compiles to assembly. Many found that it was much harder if you didn't have experience in programming before starting to learn RE.

4.4 Ghidra vs IDA

Whether participants use the free or commercial edition of IDA (Appendix D; Table D.1), there was an even split of 25 responses for both. The majority of responses agreed that disassembler, variable renaming, graph view, function call graph, and reference table were the most effective features of IDA/IDA Pro for RE (Figure 2). When asked which IDA/IDA Pro GUI features participants believe could be

A Reverse Engineering Education Needs Analysis Survey

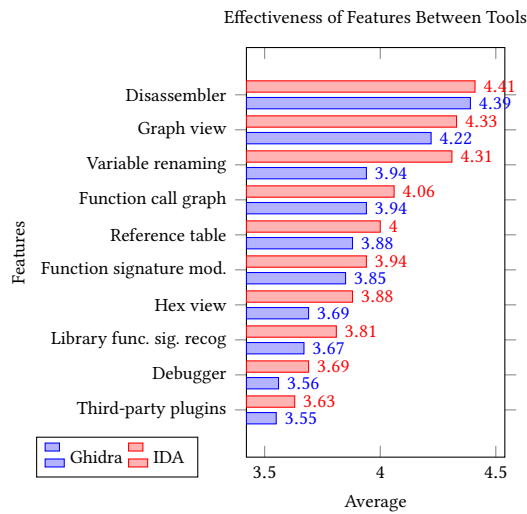


Figure 2: Effectiveness of features between IDA/IDA Pro and Ghidra for RE tasks. Note: The average is calculated on a scale from 1 - 5. Strongly Disagree = 1 and Strongly Agree = 5

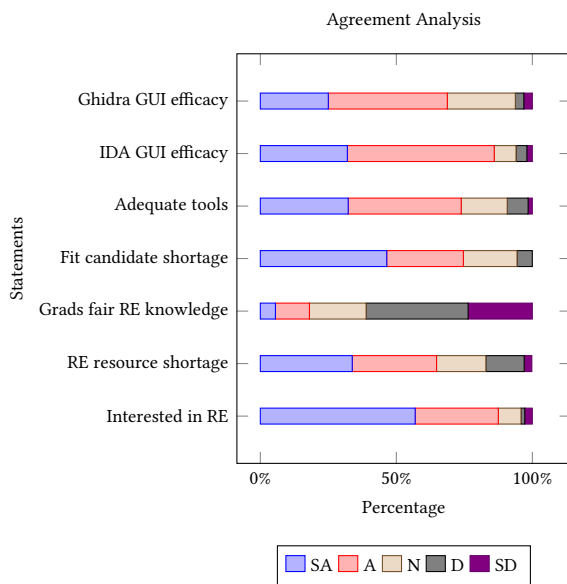


Figure 3: Results from agreement questions. Note: Strongly Agree (SA), Somewhat Agree (A), Neither (N), Somewhat Disagree (D), Strongly Disagree (SD)

improved (Appendix D; Table D.2), majority of responses indicated debugger, third-party plugins, and disassembler. 30% responses indicated debugger, 18.33% indicated third-party plugins, and 15% indicated disassembler. When asked if participants agree that IDA/IDA Pro's GUI is effective for RE (Figure 3), majority of 54% responses indicated *somewhat agree*. Lastly, when asked if participants believe that IDA/IDA Pro has any features which

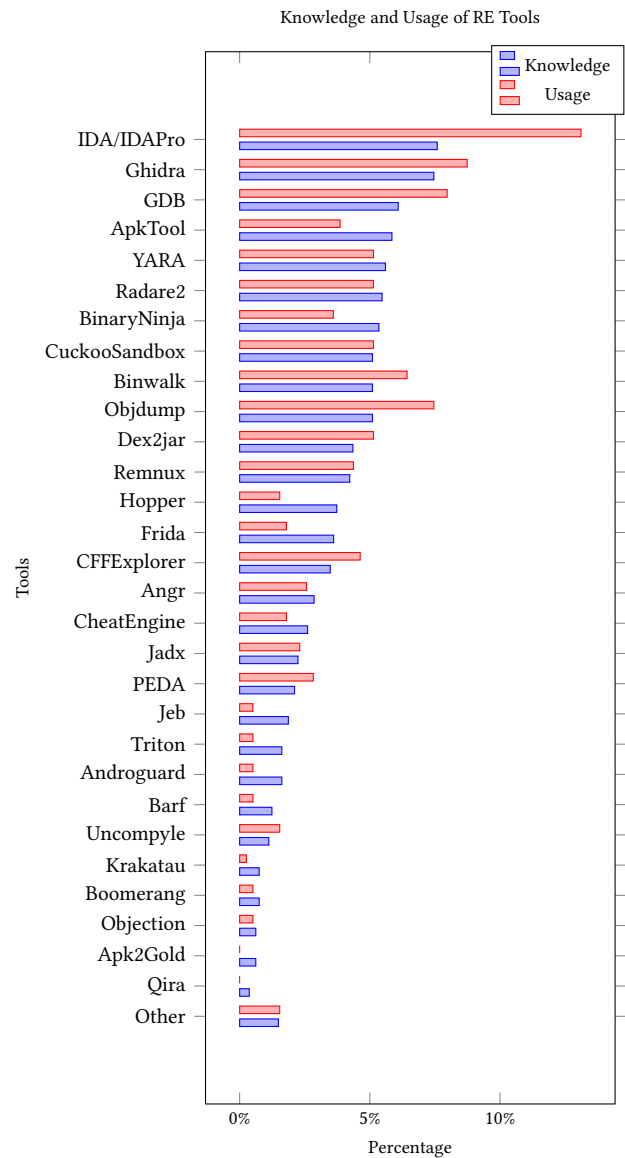


Figure 4: participants knowledge in RE tools compared to their usage of RE tools.

are advantageous over those in Ghidra (Appendix D; Table D.3), majority of 51.85% responses indicated no.

For features of Ghidra that are effective for RE (Figure 2), the majority agreed on: disassembler, variable renaming, reference table, function signature modification, and data type viewer. When asked which features of Ghidra could be improved (Appendix D; Table D.4), majority of responses indicated debugger and graph view. 20.93% responses indicated debugger and 18.60% indicated graph view. When asked if participants agree that Ghidra's GUI is effective in representing information (Figure 3), majority of 43.75% responses indicated *somewhat agree*. It is important to note that participants could select multiple options.

Lastly, when asked if participants believe that Ghidra has any features which are better than those in IDA/IDA Pro (Appendix D; Table D.5), $\frac{13}{25}$ (52%) of responses indicated yes and $\frac{12}{25}$ (48%) of responses indicated no.

4.5 Teaching Reverse Engineering

The question if participants teach or have ever taught RE in a classroom setting (Appendix E; Table E.1), majority of $\frac{48}{72}$ (66.67%) responses indicated that they have not, whereas $\frac{24}{72}$ (33.33%) indicated that they have.

The resources participants used to teach RE (Appendix E; Table E.2), had a majority indicating that they utilized demonstrations and lab activities. $\frac{29}{72}$ (27.28%) responses indicated that they utilized lab activities and $\frac{19}{72}$ (26.39%) indicated they utilized demonstrations. Additionally, when asked what types of assignments they gave to their students to teach RE (Appendix E; Table E.3), majority of responses indicated that they utilized projects and CTF style assignments. $\frac{15}{40}$ (37.50%) responses indicated that they utilized projects and $\frac{15}{40}$ (37.50%) indicated that they utilized CTF style assignments. Furthermore, when asked what methods participants use to assess their students' knowledge of RE (Appendix E; Table E.4), majority of responses indicated in-class presentations, exams and projects/labs. $\frac{7}{32}$ (25.00%) responses indicated that they utilize in-class presentations, $\frac{7}{32}$ (21.88%) indicated that they utilize exams, and $\frac{7}{32}$ (21.88%) indicated that they utilize other methods, most of which were either labs or projects. It is important to note that participants could select multiple options.

In the agreement that certain circumstances are challenges in teaching RE (Appendix E; Table E.5), majority of participants agreed on three circumstances. $\frac{1}{61}$ (29.51%) responses agreed on students' lack of prerequisite knowledge, $\frac{1}{61}$ (21.31%) agreed on students' understanding of assembly language, and $\frac{1}{61}$ (18.03%) agreed on the learning curve of RE.

Lastly, when asked what tools are used in classes to teach RE (Appendix E; Table E.6), majority of participants used *IDA/IDA Pro*, *GDB*, *Ghidra* and *objdump*. $\frac{1}{58}$ (14.29%) responses indicated *IDA/IDA Pro*, $\frac{1}{58}$ (10.20%) indicated *GDB*, $\frac{1}{58}$ (10.2%) indicated *Ghidra*, and $\frac{1}{58}$ (10.2%) indicated *Objdump*. It is important to note that the high volume of responses to this question (n=98), is due to participants selecting multiple options.

4.6 Web-Based Reverse Engineering

Participants were asked if they knew of an existing web-based RE platform (Appendix F; Table F.1) and the majority of $\frac{4}{5}$ (77.78%) responses indicated no, but $\frac{1}{5}$ (22.22%) indicated yes. The web-based RE platforms participants knew of include the following: Acunetix, Binary Ninja Cloud, IDA, and radare2.

The interest of a web-based RE platform (Appendix F; Table F.2), were the majority of maybe and yes. $\frac{3}{5}$ (47.69%) responses indicated maybe and $\frac{2}{5}$ (36.92%) indicated yes. Lastly, when asked what characteristics or aspects of such a web-based RE platform participants would like to see (Appendix F; Table F.3), majority of responses indicated access to various tools/features and allows for collaboration with other users. $\frac{4}{216}$ (21.30%) of responses indicated access to various tools/features and $\frac{4}{216}$ (18.52%) responses indicated allowing for collaboration with other users. It is important to note

that the high volume of responses to this question (n=216), is due to participants selecting multiple options.

4.7 Challenges

Whether there are legal challenges when it comes to RE the majority said no. Some participants mention that they get permission from the authors of the software before reversing it. Participants also mentioned how the Digital Millennium Copyright Act (DMCA) and End-User License Agreement (EULA) limits what can be used as an RE task.

With future challenges, the majority see malware and software becoming more complex. In particular, encryption and other software protections will be getting more advanced. Some see this rapid growth as a negative as there are already a lack of experts. It will also be harder for beginners who don't have much practical knowledge.

5 LIMITATIONS

Our target audience included students, professionals, and educators that have RE experience. When trying to find participants, it was found that this area of cybersecurity isn't as popular and the understanding is still relatively new. This resulted in fewer number of participants, even though overall, we received an acceptable sample size. Throughout the survey each question was optional allowing participants to skip and leave questions blank. It became clear that some questions were favored over others which resulted in inconsistent response counts for each question. There were also three participants that dropped out after the definitions portion and seven participants that stopped after the first question. This could be the result of loss of interest from the length of the survey with fifty-eight questions.

6 RELATED WORK

Extensive work has been conducted on how to best engage computer science students and on the best methods for teaching cybersecurity concepts and methodologies. Work has been done in identifying the learning styles of computer science and engineering students in order to determine the best teaching methods [14, 32].

CTF style challenges are created for the learning benefit of students. They consist of categories like web exploitation, cryptography and binary RE. The creators of CTF competitions create these to teach old and new techniques. The website <https://tryhackme.com/> has many modules where you can learn and practice RE concepts as well as other cybersecurity subjects in a CTF like fashion. Other works have tried to incorporate CTF style labs into education for methods of teaching cybersecurity principals [6, 8, 24], which has also been used to teach RE concepts [15].

A number of educators have documented their approach to creating and teaching RE courses [2, 28].

Despite the fact that 21 higher education institutions [22] have been designated as Centers of Academic Excellence in Cyber Operations (CAE-CO) institutions by the NSA, which requires a course in RE, there is still a very large knowledge gap in individuals that can effectively reverse engineer.

Another way in which students have approached learning cybersecurity concepts is through self-taught methods such as certifications. The problem with this is that there is a severe lack of resources for individuals who decide to take this approach. Given the prerequisite knowledge necessary for RE, it is very difficult for beginners to get started. While there are a number of avenues available to individuals interested in learning, e.g., programming, such as online interactive teaching tools, among the few “beginner” resources in RE that are available, most are very intimidating [34].

7 DISCUSSION AND CONCLUSIONS

The results from our work illustrates that this domain is at its infancy with few experts and a lack of proficiency. The results also illustrate a lack of diversity amongst RE professionals. Among the participants that had an understanding of RE, a focus in cybersecurity or RE, could explain why most participants have either a masters or doctorate degree. Further development of courses at a basic level for undergraduate students and activities for high school students could prove to be beneficial. An early introduction to RE to students during middle school and high school may open up new interests that could turn into future academic focuses. The data suggests that computer science is the most popular field of study, perhaps due to it being the oldest major, or due to the advanced knowledge of programming needed when performing RE. Being self-taught turned out to be how most learned RE. This could also be why many respondents enjoy RE as a hobby just as much when working at their job.

Furthermore, another important conclusion made from the results of this survey is that the number of tools individuals use in RE are limited: the two most popular being IDA/IDA Pro and Ghidra, which were followed by GDB and Objdump as the next most popular. This popularity could be the result of the age of these tools, although Ghidra was only made public recently, which may hint that the maturity and ease of use of the tools may be a more important factor in their adoption in RE. One interesting item to note is that more participant claimed to use IDA/IDA Pro, than actually considering themselves knowledgeable in IDA/IDA Pro. In fact the trend as seen in Figure 4 is that the popular tools for RE are generally used more than they are understood which may indicate an underlying issue in RE educational approaches. This could be the result of the lack of schools with RE courses, resulting in the only option being to teach yourself and find other resources through either books or online resources. It may be helpful to add lectures or a playlist of video tutorials to already existing RE courses on the usage and functionality of the more popular tools.

Additionally, on the front of IDA versus Ghidra, it is important to note, as shown in Figure 2, that IDA ranks higher than Ghidra across the board, in some features more than others. The feature preferred in IDA over Ghidra the most was variable renaming, this was the only feature that did not have minimal differences in the preference between the two RE tools which makes it clear that there should probably be work done to improve variable renaming in Ghidra. We also found it interesting that exactly half of respondents indicated their use of the free edition of IDA where as the other half used the commercial edition. This may represent an even split in the demand for RE tools in a commercial setting v.s. everyday, or

minimal functionality usage. Although it should also be noted that when asked about if IDA/IDA Pro was advantageous over Ghidra based upon their feature sets, a slim majority indicated no.

The results showed that most who have taught RE prefer to use hands on activities and labs. This is a step in the positive direction as it tells us that instructors may have found an optimal teaching approach. The lack of a student’s prerequisite knowledge may be a result of RE classes being an elective, rather than a requirement. RE is a more advanced class that requires knowledge in multiple areas. The steep learning curve may discourage new students away, which could explain the lack of experts found in the results. RE is a field in the workforce that is very much needed for incident response teams.

The researchers acknowledge that a follow-up survey or additions to the current survey would be beneficial to gain more insight on specifics. Those that indicated they disagreed with certain question statements, could have also been asked to provide an explanation. With all surveys, there needs to be an understanding of what is wrong and what solutions must be made. There were also questions that participants could select tools to indicate their usage or efficacy. Future work could allow participants to rank the chosen tools. Lastly, a longitudinal study that includes both surveys and interviews with experts may shed light on how the domain and its educational capacity is changing over time. This is imperative as RE is becoming a cornerstone for improving the cybersecurity and incidence response stature of public and private organizations.

REFERENCES

- [1] Akbanov, M., Vassilakis, V. G., Moscholios, I. D. and Logothetis, M. D. [2018], Static and dynamic analysis of wannacry ransomware, in 'Proc. IEICE Inform. and Commun. Technol. Forum ICTF', Vol. 2018.
- [2] Barr, R. E., Schmidt, P. S., Krueger, T. J. and Twu, C.-Y. [2000], 'An introduction to engineering through an integrated reverse engineering and design graphics project', *Journal of Engineering Education* 89(4), 413–418.
- [3] Burji, S., Liszka, K. J. and Chan, C.-C. [2010], Malware analysis using reverse engineering and data mining tools, in '2010 International Conference on System Science and Engineering', IEEE, pp. 619–624.
- [4] Canfora, G. and Di Penta, M. [2007], New frontiers of reverse engineering, in 'Future of Software Engineering (FOSE'07)', IEEE, pp. 326–341.
- [5] *Cheat Engine* [n.d.].
URL: <https://www.cheatengine.org/aboutce.php>
- [6] Cheung, R. S., Cohen, J. P., Lo, H. Z. and Elia, F. [2011], Challenge-based learning in cybersecurity education, in 'Proceedings of the International Conference on Security and Management (SAM)'.
- [7] Chikofsky, E. J. and Cross, J. H. [1990], 'Reverse engineering and design recovery: A taxonomy', *IEEE software* 7(1), 13–17.
- [8] Chothia, T. and Novakovic, C. [2015], An offline capture the flag-style virtual machine and an assessment of its value for cybersecurity education, in '2015 USENIX Summit on Gaming, Games, and Gamification in Security Education (3GSE 15)'.
- [9] Conti, G., Dean, E., Sinda, M. and Sangster, B. [2008], Visual reverse engineering of binary and data files, in 'International Workshop on Visualization for Computer Security', Springer, pp. 1–17.
- [10] *Cybersecurity Funding* [2019].
URL: https://www.whitehouse.gov/wp-content/uploads/2019/03/ap_24_cyber_security_fy2020.pdf
- [11] *Download Debugging Tools for Windows* [2020].
URL: <https://docs.microsoft.com/en-us/windows-hardware/drivers/debugger/debugger-download-tools>
- [12] Eilam, E. [2011], *Reversing: secrets of reverse engineering*, John Wiley & Sons.
- [13] Executive Office of the President, Office of Management and Budget [2019], 'A budget for a better America: Promises kept. taxpayers first: Fiscal year 2020 budget of the U.S. government'.
- [14] Felder, R. M., Silverman, L. K. et al. [1988], 'Learning and teaching styles in engineering education', *Engineering Education* 78(7), 674–681.
- [15] Feng, W.-c. [2015], A scaffolded, metamorphic CTF for reverse engineering, in '2015 USENIX Summit on Gaming, Games, and Gamification in Security

- Education (3GSE 15)'.
[16] Ghidra [n.d].
URL: <https://ghidra-sre.org/>
- [17] Harichandran, V. S., Breitinger, F., Baggili, I. and Marrington, A. [2016], 'A cyber forensics needs analysis survey: Revisiting the domain's needs a decade later', *Computers & Security* 57, 1–13.
- [18] Immunity Debugger [n.d].
URL: <https://www.immunityinc.com/products/debugger/>
- [19] Interactive Disassembler [n.d].
URL: <https://www.hex-rays.com/products/ida/>
- [20] Luciano, L., Baggili, I., Topor, M., Casey, P. and Breitinger, F. [2018], Digital forensics in the next five years, in 'Proceedings of the 13th International Conference on Availability, Reliability and Security', pp. 1–14.
- [21] National Security Agency [2020], 'Ghidra'.
URL: <https://github.com/NationalSecurityAgency/ghidra>
- [22] National Security Agency [2021], 'Centers of academic excellence in cyber operations'.
URL: <https://www.nsa.gov/resources/students-educators/centers-academic-excellence/cae-co-centers/>
- [23] Norwood, C. [2019], 'Another Florida city hacked: This time for \$490,000 ransom'.
URL: <https://www.governing.com/topics/public-justice-safety/tns-another-florida-city-hacked.html>
- [24] Olano, M., Sherman, A., Oliva, L., Cox, R., Firestone, D., Kubik, O., Patil, M., Seymour, J., Sohn, I. and Thomas, D. [2014], SecurityEmpire: Development and evaluation of a digital game to promote cybersecurity education, in '2014 USENIX Summit on Gaming, Games, and Gamification in Security Education (3GSE 14)'.
[25] OllyDbg [n.d].
URL: <http://www.ollydbg.de/>
- [26] Radare Portable Reversing Framework [n.d].
URL: <https://www.radare.org>
- [27] Rahimian, A., Ziarati, R., Preda, S. and Debbabi, M. [2013], On the reverse engineering of the citadel botnet, in 'International Symposium on Foundations and Practice of Security', Springer, pp. 408–425.
- [28] Richard III, G. G. [2009], A Highly Immersive Approach to Teaching Reverse Engineering, in '2nd USENIX Workshop on Cybersecurity Instrumentation and Test CSET '09'.
- [29] Rogers, M. K. and Seigfried, K. [2004], 'The future of computer forensics: a needs analysis survey', *Computers & Security* 23(1), 12–16.
- [30] Seals, T. [2020], 'Rsc 2020: Ransomware a 'national crisis,' cisa says, ramps ics focus'.
URL: <https://threatpost.com/ransomware-national-crisis-cisa-ics/153322/>
- [31] Selfridge, P. G., Waters, R. C. and Chikofsky, E. J. [1993], Challenges to the field of reverse engineering, in 'Proceedings of the Working Conference on Reverse Engineering', IEEE, pp. 144–150.
- [32] Thomas, L., Ratcliffe, M., Woodbury, J. and Jarman, E. [2002], 'Learning styles and performance in the introductory programming sequence', *ACM SIGCSE Bulletin* 34(1), 33–37.
- [33] x64dbg [n.d].
URL: <https://github.com/x64dbg/x64dbg>
- [34] Yurichev, D. [2020], *Reverse Engineering for Beginners*.

APPENDIX A. DEMOGRAPHICS

Table A.1. Demographics.

	Count	Percentage
Race		
White	56	65.88%
Do not wish to specify	13	15.29%
Asian	11	12.94%
Black or African American	1	1.18%
Other	4	4.71%
- Israeli		
- White, African American, and American Indian		
Sex		
Male	69	81.18%
Female	10	11.76%
Do not wish to specify	6	7.06%
Age		
30-39	30	35.29%
20-29	24	28.24%
40-49	12	14.12%
Younger than 20	6	7.06%
50-59	5	5.88%
60-69	4	4.71%
Do not wish to specify	3	3.53%
Older than 60	1	1.18%
Level of Education		
Master's degree	24	28.24%
Doctoral degree	18	21.18%
Bachelor's degree	17	20.00%
Some university or college	10	11.76%
High school diploma or GED	6	7.06%
Associate's degree	5	5.88%
Some high school	5	5.88%
Field of Study		
Computer Science	26	31.33%
Cybersecurity	24	28.92%
Computer Engineering	9	10.84%
Information Technology	7	8.43%
Other	5	6.02%
Electrical Engineering	3	3.61%
Criminal Justice	2	2.41%
Mechanical Engineering	1	1.20%
Mathematics	1	1.20%
Computer Networks	1	1.20%
Civil Engineering	1	1.20%
Business Administration	1	1.20%
Biology	1	1.20%

Table A.2. Percentage of time related to reverse engineering.

Location	Average Percentage
During work	26.56%
Outside work	27.02%

Table A.3. Years of reverse engineering during career.

Years	Count	Percentage
My career has not involved reverse engineering	26	31.33%
5-6	13	15.66%
3-4	12	14.46%
Less than 1	10	12.05%
1-2	10	12.05%
More than 10	6	7.23%
7-8	4	4.82%
9-10	2	2.41%

Table A.4. Professional Roles.

Role	Count	Percentage
Engineer in Cybersecurity Industry	29	8.43%
Professor or Educator	27	7.85%
Software Developer	27	7.85%
Forensic Analyst	22	6.40%
System Administrator	19	5.52%
Cyber Instructor	16	4.65%
Cyber Instructional Curriculum Developer	12	3.49%
Director or Management	11	3.20%
Research & Development Specialist	11	3.20%
Cyber Defense Analyst	11	3.20%
Cyber Defense Incident Responder	11	3.20%
Vulnerability Analyst	11	3.20%
Cyber Defense Forensics Analyst	11	3.20%
Security Architect	9	2.62%
Testing and Evaluation Specialist	9	2.62%
Systems Developer	9	2.62%
Cyber Crime Investigator	9	2.62%
Network Operations Specialist	8	2.33%
Database Administrator	7	2.03%
System Security Analyst	7	2.03%
Information Systems Security Developer	6	1.74%
Technical Support Specialist	6	1.74%
Secure Software Assessor	4	1.16%
IT Project Manager	4	1.16%
Exploitation Analyst	4	1.16%

Table A.4. Professional Roles (Continued).

Role	Count	Percentage
Cyber Intel Planner	4	1.16%
Cyber Operator	4	1.16%
Executive	3	0.87%
Enterprise Architect	3	0.87%
Warnings Analyst	3	0.87%
All-Source Analyst	3	0.87%
Cyber Workforce Developer and Manager	2	0.58%
Program Manager	2	0.58%
Cyber Defense Infrastructure Support Specialist	2	0.58%
Security Control Assessor	1	0.29%
Requirements Planner	1	0.29%
Knowledge Manager	1	0.29%
Information Systems Security Manager	1	0.29%
Mission Assessment Specialist	1	0.29%
Target Developer	1	0.29%
Target Analyst	1	0.29%
Language Analyst	1	0.29%
Language Analyst	1	0.29%
All Source-Collection Manager	1	0.29%
All Source-Collection Requirements Evaluation Manager	1	0.29%
Cyber Operations Planner	1	0.29%
Other	5	6.02%
- Outdoor education		
- Telecommunications		

APPENDIX B. USER EDUCATION

Table B.1. Proficiency in reverse engineering .

Proficiency	Count	Percentage
Not Proficient	28	37.33%
Little Proficiency	16	21.33%
Somewhat Proficient	20	26.67%
Very Proficient	9	12.00%
Expert	2	2.67%

Table B.2. Source of reverse engineering education.

Education Source	Count	Percentage
Self-taught	57	61.96%
University of College	23	25.00%
Employer	12	13.04%

Table B.3. Beneficial resources for learning reverse engineering.

Resource	Count	Percentage
Online instructional guides	45	21.13%
Online challenges or "crackmes"	40	18.78%
Textbooks	36	16.90%
Online video tutorials	33	15.40%
College or University lectures	25	11.74%
On-the-job training	22	10.33%
Employer-sponsored training	12	5.63%

Table B.4. Most valuable websites for learning reverse engineering.

Website	Count	Percentage
youtube.com	36	31.58%
crackmes.one	16	14.04%
sans.com	16	14.04%
codecademy.com	8	7.02%
begin.re	6	5.26%
compilerexplorer.com	3	2.63%
udemy.com	3	2.63%
datacamp.com	3	2.63%
leetcode.com	1	0.88%
hackerrank.com	1	0.88%
khanacademy.com	0	0.00%
Other	9	14.52%
- pwnable.kr		
- pluralsight.com		
- hackthebox.eu		
- tuts4you.com		
- rtn-team.cc		
- sharplab.io		
- google.com		
- stackoverflow.com		
- tuts4you.com		
- sans.org		
- overthewire.org		

Charles R. Barone IV, Robert Serafin, newhaven, Ibrahim Baggili, Aisha Ali-Gombe, Golden G. Richard III, and Andrew Case

APPENDIX C. REVERSE ENGINEERING TOOLS

Table C.1. Operating systems utilized in reverse engineering environment.

Operating System	Count	Percentage
Unix/Linux	52	41.94%
Windows	47	37.90%
macOS	21	16.94%
Other	4	3.25%

Table C.2. Architectures encountered when reverse engineering.

Architecture	Count	Percentage
x86-64/AMD64	50	38.17%
x86/i386	45	34.35%
ARM	24	18.32%
MIPS	10	7.63%
RISC-V	2	1.53%

Table C.3. Platforms encountered when reverse engineering.

Platform	Count	Percentage
Windows	53	40.46%
*nix	39	29.77%
Android	29	22.14%
Apple iOS	10	4.63%

Table C.4. Languages encountered when reverse engineering.

Language	Count	Percentage
C/C++	58	30.05%
Java	39	20.21%
C#	33	17.10%
Compiled Python	30	15.54%
Objective-C	15	7.77%
Other	11	5.70%
Swift	7	3.63%

Table C.5. Software/Systems encountered when reverse engineering.

Software/System	Count	Percentage
Malware	50	28.41%
Desktop applications	40	22.73%
Mobile applications	25	14.20%
Kernel	22	12.50%
Embedded systems including IoT	17	9.66%
Firmware	16	9.09%
Other	6	3.41%

APPENDIX D. GHIDRA V.S. IDA**Table D.1. Free or commercial edition of IDA.**

IDA Edition	Count	Percentage
Free	25	50%
Commercial	25	50%

Table D.2. IDA/IDA Pro GUI features that should be improved.

Feature	Count	Percentage
Debugger	18	30%
Third-party plugins	11	18.33%
Disassembler	9	15%
Graph view	6	10%
Function call graph	4	6.67%
Library function signature recognition	4	6.67%
Reference table	3	5%
Hex view	2	3.33%
Variable renaming	0	0.00%
Function signature modification	0	0.00%
Other	3	5%

Table D.3. Does IDA/IDA Pro have any features that are advantageous over those in Ghidra?

	Count	Percentage
Yes	13	48.15%
No	14	51.85%

Table D.4. Ghidra GUI features that should be improved.

Feature	Count	Percentage
Debugger	9	20.93%
Graph view	8	18.60%
Library function signature recognition	8	18.60%
Function call graph	6	13.95%
Hex view	6	13.95%
Disassembler	3	6.98%
Function signature modification	1	2.33%
Third-party plugins	1	2.33%
Data type viewer	1	2.33%
Reference table	0	0.00%

Table D.5. Does Ghidra have any features which are better than those in IDA/IDA Pro?

	Count	Percentage
Yes	13	52.00%
No	12	48.00%

APPENDIX E. TEACHING REVERSE ENGINEERING

Table E.1. Do you teach or have you ever taught reverse engineering.

	Count	Percentage
No	48	66.67%
Yes	24	33.33%

Table E.2. Resources used to teach reverse engineering.

Resource	Count	Percentage
Lab activities	20	27.28%
Demonstration	19	26.39%
Textbooks	11	15.28%
Websites	11	15.28%
Online videos	10	13.89%
Other	1	1.39%

Table E.3. Types of assignments used to teach students reverse engineering.

Assignment Type	Count	Percentage
Projects	15	37.50%
CTF-style Assignments	15	37.50%
Exams	5	12.50%
Written assignments	3	7.50%
Other	2	5.00%
- Real Malware		
- Labs		

Table E.4. Methods used to assess student's knowledge of reverse engineering.

Method	Count	Percentage
In-class Presentations	8	25.00%
Exams	7	21.88%
Timed assignments	6	18.75%
Informal Verbal Assessment	4	12.50%
Other	7	21.88%
- Projects		
- Labs		

Table E.5. Challenges in teaching reverse engineering.

Challenge	Count	Percentage
Students' lack of prerequisite knowledge	18	29.51%
Students' understanding of assembly language	13	21.31%
Learning curve of reverse engineering software	11	18.03%
Lack of reverse engineering educational resources	8	13.11%
Quality of existing reverse engineering educational resources	7	11.48%
Usability of reverse engineering software	4	6.56%

Table E.6. Tools used in classes to teach reverse engineering.

Tool	Count	Percentage
IDA/IDA Pro	14	14.29%
Ghidra	10	10.20%
GDB	10	10.20%
Objdump	10	10.20%
Radare2	7	7.14%
Other	6	6.12%
CFF Explorer	6	6.12%
YARA	4	4.08%
Cuckoo Sandbox	4	4.08%
Binwalk	4	4.08%
ApkTool	4	4.08%
Remnux	3	3.06%
Peda	3	3.06%
Hopper	3	3.06%
Dex2jar	3	3.06%
Frida	2	2.04%
Jeb	1	1.02%
Jadx	1	1.02%
Binary Ninja	1	1.02%
Angr	1	1.02%
Androguard	1	1.02%
Uncompyle	0	0.00%
Triton	0	0.00%
Qira	0	0.00%
Objection	0	0.00%
Karakatau	0	0.00%
Cheat Engine	0	0.00%
Boomerang	0	0.00%
Barf	0	0.00%
Apk2Gold	0	0.00%

APPENDIX F. WEB-BASED REVERSE ENGINEERING

Table F.1. Do you know of a web-based reverse engineering platform.

	Count	Percentage
No	49	77.78%
Yes	14	22.22%

Table F.2. Interested in a web-based reverse engineering platform?

	Count	Percentage
Maybe	31	47.69%
Yes	24	36.92%
No	10	15.38%

Table F.3. Desired characteristics or aspects of a web-based reverse engineering platform.

Characteristic	Count	Percentage
Access to various tools/features	46	21.30%
Allows for collaboration with other users	40	18.52%
Ability to create educational lessons	31	14.35%
CTF style challenges	30	13.89%
Community forums	20	9.26%
Annual competition	15	6.94%
Ability to generate groups	13	6.02%
Online job fair opportunities	13	6.02%
User ranking system	8	3.70%