

# Bridging Graph Position Encodings for Transformers with Weighted Graph-Walking Automata

Patrick Soga

*Department of Computer Science  
University of Notre Dame*

*psoga@nd.edu*

David Chiang

*Department of Computer Science  
University of Notre Dame*

*dchiang@nd.edu*

## Abstract

A current goal in the graph neural network literature is to enable transformers to operate on graph-structured data, given their success on language and vision tasks. Since the transformer’s original sinusoidal positional encodings (PEs) are not applicable to graphs, recent work has focused on developing graph PEs, rooted in spectral graph theory or various spatial features of a graph. In this work, we introduce a new graph PE, Graph Automaton PE (GAPE), based on weighted graph-walking automata (a novel extension of graph-walking automata). We compare the performance of GAPE with other PE schemes on both machine translation and graph-structured tasks, and we show that it generalizes several other PEs. An additional contribution of this study is a theoretical and controlled experimental comparison of many recent PEs in graph transformers, independent of the use of edge features.

## 1 Introduction

Transformers (Vaswani et al., 2017) have seen widespread use and success in recent years in deep learning, operating on numerous types of data. It is natural to also apply transformers to graph-structured data, treating the input graph’s vertices as a bag of tokens. There are two important issues to be resolved for a proper formulation of a graph transformer: first, how should a graph’s edges and edge features be taken into account in the transformer architecture, and second, what is an appropriate position encoding (PE) for a transformer operating on a graph? We focus on answering the latter by using a graph automaton to compute the PEs for a graph transformer.

Designing PEs for graph transformers is not a new topic in the graph neural network literature. Broadly speaking, following the terminology used to describe approaches in developing graph convolutional networks, PEs can be categorized as being (1) spectral or (2) spatial in nature (Zhang et al., 2019). Spectral methods leverage the graph Laplacian, an incredibly useful descriptor of key structural features of the graph that are able to describe and model phenomena such as heat diffusion and electrical interactions in physics. In contrast, spatial methods use local, node-level features to help the transformer differentiate nodes in the graph. Examples of these features include node degree, shortest-path distance, and self-landing probability during a random walk.

In this work, we propose GAPE (Graph Automaton PE), a PE scheme that is inspired by neither spectral nor spatial methods but rather weighted graph automata. GAPE avoids several pitfalls of previous PE methods, and it offers a more robust method of encoding positional information of nodes in a graph than the spatial methods. We also show mathematical connections between GAPE and other PE schemes, including the sinusoidal encodings of Vaswani et al. (2017), providing a satisfying theoretical basis for its use. Finally, although we do not provide experimental results, GAPE is able to give PEs for directed graphs in addition to undirected graphs, which spectral methods often assume.

Further, GAPE is able to provide distributed representations for use as PEs. Other graph PE schemes have different strategies for delivering a  $k$ -dimensional encoding; spectral methods might use the first  $k$  eigenvectors of the Laplacian (Dwivedi et al., 2020), while spatial methods might consider random walks of up to  $k$  steps (Dwivedi et al., 2022). These are not distributed representations, in the sense that particular dimensions of the PE of a node correspond to particular features of that node in the graph. One consequence of this is that the choice of  $k$  may depend on the size of the graph – for example, the graph might not even have  $k$  eigenvectors.

To outline our contributions, GAPE (1) can (theoretically and empirically) simulate sinusoidal PEs and achieves the same BLEU score on machine translation (MT), (2) can simulate the Laplacian eigenvector PEs, (3) is a generalization of personalized PageRank (Page et al., 1998), (4) competes with other recent PEs on several graph and node-level tasks, and (5) gives a  $k$ -dimensional distributed representation for any desired  $k$ . An additional point is that, while we do not provide experiments, GAPE is able to encode directed graphs, unlike spectral PE methods. Further, we provide a comparison of recent position encodings independent of the use of edge features.

## 2 Related Work

Spectral methods use the eigenvalues and eigenvectors of a graph’s Laplacian matrix to construct a PE. Informally, a graph’s Laplacian matrix can be thought to measure the “smoothness” of functions defined on the graph, and its eigenvectors happen to be the smoothest functions. Each eigenvector can then be interpreted as descriptors of how information propagates through the graph. For example, Laplacian eigenvectors can be used for graph clustering (Fiedler, 1973; Shi & Malik, 2000), modeling heat diffusion (Coifman & Lafon, 2006), and solving the max-flow/min-cut problem (Chung, 1997). Given these traits, deriving a PE based on the eigenvalues and eigenvectors of the graph Laplacian is well-motivated.

Dwivedi & Bresson (2021) draw on ideas from Belkin & Niyogi (2003) and use the smallest  $k$  eigenvectors of the graph Laplacian according to their associated eigenvalues as PEs. Dwivedi et al. (2020) also claim that these eigenvectors are a generalization of the original Transformer’s sinusoidal encodings, which we show to be false in Section 4. Kreuzer et al. (2021) take a more comprehensive approach, employing an attention-based method to produce a PE informed by potentially the entire spectrum of the graph Laplacian. However, save for augmentations by Zhang et al. (2021), these methods restrict the graph transformer to operating on undirected graphs. This is to ensure that each graph’s Laplacian matrix is symmetric and therefore has real eigenvalues.

In contrast, spatial methods utilize local node properties such as node degree (Ying et al., 2021), self-landing probability during a random walk (Dwivedi et al., 2022), and shortest path distance (Li et al., 2020; Ying et al., 2021; Mialon et al., 2021). However, these methods come with their own sets of shortcomings. For example, a node’s degree is not enough to uniquely identify its position in a graph; the number of a neighbors a node has is not indicative of which nodes those neighbors are. Other techniques such as those involving random walks and shortest-path distances are limited to local and pairwise node interactions which can become expensive to compute if one wants to encode interactions between nodes further apart in the graph. Some PEs such as one by Dwivedi et al. (2022) also require a choice of fixed neighborhood size to walk, which limits the uniqueness of the encoding.

## 3 GAPE: Graph Automaton Positional Encoding

### 3.1 Weighted graph-walking automata

In this section, we define a weighted version of graph-walking automata (Kunc & Okhotin, 2013). Graph-walking automata, as originally defined, run on undirected, node-labeled graphs; the graphs also have a distinguished initial node, and for every node, the incident edges are distinguished by labels called “directions.” Here, we consider directed graphs (and handle undirected graphs simply by symmetrizing them). Our graphs do not have initial nodes or “directions.”

**Definition 1.** Let  $\Sigma$  be a finite alphabet. A *directed node-labeled graph* over  $\Sigma$  is a tuple  $G = (V, \ell, A)$ , where

- $V = \{1, \dots, n\}$  is a finite set of nodes;
- $\ell: V \rightarrow \Sigma$  maps nodes to labels;
- $A \in \mathbb{R}^{n \times n}$  is an adjacency matrix, that is,  $A_{ij} = 1$  if there is an edge from  $i$  to  $j$ , and  $A_{ij} = 0$  otherwise.

If  $\Sigma = \{1, \dots, m\}$ , we can also think of  $\ell$  as a matrix in  $\{0, 1\}^{m \times n}$ .

**Definition 2.** Let  $\Sigma = \{1, \dots, m\}$  be a finite alphabet. A *weighted graph-walking automaton (WGWA)* over  $\Sigma$  is a tuple  $M = (Q, \alpha, \mu, \tau)$ , where

- $Q = \{1, \dots, k\}$  is a finite set of states;
- $\alpha \in \mathbb{R}^{k \times m}$  is a vector of initial weights;
- $\mu \in \mathbb{R}^{k \times k}$  is a matrix of transition weights;
- $\tau \in \mathbb{R}^{k \times m}$  is a vector of final weights.<sup>1</sup>

**Definition 3.** Let  $M$  be a WGWA and  $G$  be a directed graph. A *configuration* of  $M$  on  $G$  is a pair  $(q, v)$ , where  $q \in Q$  and  $v \in V$ . A *run* of  $M$  on  $G$  from  $(q, u)$  to  $(r, v)$  with weight  $w$ , where  $q \in S$ , is a sequence of configurations  $(q_1, v_1), \dots, (q_T, v_T)$ , where  $(q_1, v_1) = (q, u)$ ,  $(q_T, v_T) = (r, v)$ , and

$$w = \alpha_{q, \ell(q)} \left( \prod_{t=1}^{T-1} \mu_{q_t, q_{t+1}} \right) \tau_{r, \ell(r)}. \quad (1)$$

We can think of a graph automaton as simulating random walks with state. At each time step, the automaton is positioned at some node and in some state. At time  $t = 1$ , the automaton starts at some initial node in state  $q$  with weight  $\alpha_{q, \ell(q)}$ . Then at each time step, if the automaton is at node  $u$  in state  $q$ , it either moves to node  $v$  and transitions to state  $r$  with weight  $\mu_{q, r}(\ell(u))$ , or halts with weight  $\tau_{r, \ell(u)}$ .

### 3.2 Positional encodings

To encode the position of node  $v$  using a WGWA  $M$ , we use the total weight of all runs of  $M$  starting in any configuration and ending in configuration  $(v, r)$ . The weights for all possible  $r$  give a  $k$ -dimensional vector, which can be found by solving

$$P = \mu P A + \alpha \ell \quad P \in \mathbb{R}^{k \times n}. \quad (2)$$

Then  $\text{GAPE}_M(v) = P_{:,v} \circ \tau \ell$  (where  $\circ$  is elementwise multiplication) is our PE for  $v$ . Notice that whether a particular node is able to be assigned a PE does not depend on  $k$ , unlike the random walk encoding (Dwivedi et al., 2022) or Laplacian eigenvector PE (Dwivedi et al., 2020). The columns of  $P$  can be viewed as a distributed representation in the number of states of the WGWA. We pass  $P^\top$  through a linear layer whenever  $k < d$  where  $d$  is the dimension of the node features.

To solve Eq. (2) for  $P$ , one may use the “vec trick” (Petersen & Pedersen, 2012, p. 59–60):

$$\begin{aligned} \text{vec } P &= \text{vec } \mu P A + \alpha \ell \\ &= (A^\top \otimes \mu) \text{vec } P + \alpha \ell \\ (I - A^\top \otimes \mu) \text{vec } P &= \alpha \ell \end{aligned}$$

where  $\text{vec}$  flattens matrices into vectors and  $\otimes$  is the Kronecker product. However, solving the above linear system directly for  $\text{vec } P$  runs in  $O(k^3 n^3)$  time due to inverting  $(I - A^\top \otimes \mu)$ , which is impractical for even small graphs given a large enough batch size. Fortunately, Eq. (2) belongs to a family equations known as Sylvester equations (Horn & Johnson, 2013, p. 111), and can be solved in  $O(n^3 + k^3)$  time with the Bartels-Stewart algorithm (Bartels & Stewart, 1972). This algorithm is implemented in SciPy (Virtanen et al., 2020),

<sup>1</sup>The initial and final weights are commonly called  $\lambda$  and  $\rho$  (for “left” and “right”), respectively, but since these letters are commonly used for eigenvalues and spectral radii, respectively, we use  $\alpha$  and  $\tau$  instead.

but unfortunately not PyTorch (Paszke et al., 2019), so (unless otherwise indicated) we random initialize  $\mu$  and  $\alpha$  using orthogonal initialization (Saxe et al., 2014). Because, in Eq. (2),  $\mathbf{P}$  is not well-defined unless  $\rho < 1$  where  $\rho$  is the spectral radius of  $\mu$ , we scale the orthogonally-initialized  $\mu$  by an experimentally chosen “damping” factor  $\gamma < 1$ .

### 3.3 Connection with other PEs

We move on to connect GAPE with other PEs. GAPE can be interpreted as a generalization of other PE schemes previously used in graph transformers.

#### 3.3.1 Sinusoidal encodings

For any string  $w = w_1 \cdots w_n$ , we define the *graph* of  $w$  to be the graph with nodes  $\{1, \dots, n\}$ , labeling  $\ell(1) = 1$  and  $\ell(i) = 2$  for  $i > 1$ , and an edge from  $i$  to  $(i + 1)$  for all  $i = 1, \dots, n - 1$ .

**Proposition 1.** *There exists a WGWA  $M$  such that for any string  $w$ , the encodings  $\text{GAPE}_M(i)$  for all nodes  $i$  in the graph of  $w$  are equal to the sinusoidal PEs of Vaswani et al. (2017).*

*Proof.* If  $G$  is the graph of a string, the behavior of  $M$  on  $G$  is similar to a unary weighted finite automaton (that is, a weighted finite automaton with a singleton input alphabet), which DeBenedetto & Chiang (2020) have shown can recover the original sinusoidal PEs. Let

$$\alpha = \begin{bmatrix} 0 & 0 \\ 1 & 0 \\ 0 & 0 \\ 1 & 0 \\ \vdots & \vdots \end{bmatrix} \quad \mu = \begin{bmatrix} \cos \theta_1 & \sin \theta_1 & 0 & 0 & \cdots \\ -\sin \theta_1 & \cos \theta_1 & 0 & 0 & \cdots \\ 0 & 0 & \cos \theta_2 & \sin \theta_2 & \cdots \\ 0 & 0 & -\sin \theta_2 & \cos \theta_2 & \cdots \\ \vdots & \vdots & \vdots & \vdots & \ddots \end{bmatrix} \quad \tau = \begin{bmatrix} 1 & 1 \\ 1 & 1 \\ 1 & 1 \\ 1 & 1 \\ \vdots & \vdots \end{bmatrix}$$

where  $\theta_j = -10000^{-2(j-1)/k}$ . Then the PE for node  $i$  is  $\alpha_{:,1} \mu^i$ , which can easily be checked to be equal to the original sinusoidal PEs.  $\square$

To verify the above proposition, we ran an MT experiment benchmarking several graph PE schemes and compared their performance with GAPE using the open-source Transformer implementation Witwicky,<sup>2</sup> with default settings. Results and a complete experimental description are below in Section 4.

#### 3.3.2 Laplacian eigenvector encodings

Next, we turn to LAPE (Dwivedi et al., 2020), which is defined as follows. Define the graph Laplacian to be  $L = D - A$  where  $D_{vv}$  is the degree of node  $v$ . Let  $V$  be the matrix whose columns are the eigenvectors of  $L$ , that is,

$$LV = V\Lambda$$

where  $\Lambda$  is the diagonal matrix of eigenvalues. Then if  $k \leq n$ , define

$$\text{LAPE}(v) = V_{v,1:k}.$$

**Remark 2.** If we assume an undirected graph and use the Laplacian matrix  $L$  in place of  $A$ , then there is a WGWA  $M$  with  $n$  states that computes LAPE encodings. Namely, let  $m = 1$ ,  $\alpha = \mathbf{0}$ , let  $\mu$  be constrained to be diagonal, and let  $\tau_{q,1} = 1$  for all  $q$ . Then  $P$  is the solution to the equation  $P = \mu PL$ . But observe that  $\mu = \Lambda^{-1}$  and  $P = Q^\top$  are a solution to this equation. So  $\text{GAPE}_M(v) = \text{LAPE}(v)$ .

While the above is true, some caveats are in order. First, the choice of  $\mu$  does depend on  $L$  and therefore the graph. Second, the theoretical equivalence of GAPE and LAPE requires a significant adjustment to Eq. (2) by replacing the adjacency matrix with the graph Laplacian, which is less interpretable in an automaton setting. However, we show in Section 4 that, for a fixed graph and using the adjacency matrix, GAPE can actually learn weights  $\mu$  and  $\alpha$  that fit LAPE closely.

<sup>2</sup><https://github.com/tnq177/witwicky>

Table 1: RW vs PPRP with min-max normalization

PE scheme	CYCLES ( $\uparrow$ )	ZINC ( $\downarrow$ )
RW	99.95	0.207
PPR	<b>100.00</b>	<b>0.198</b>

### 3.3.3 Personalized PageRank & random-walk encoding

Next, we discuss the random-walk PE (RW) used by Dwivedi et al. (2022) which is a simplification of work by Li et al. (2020).

**Definition 4.** Let  $u$  be a node in the graph, and let  $W = AD^{-1}$  where  $D$  is the degree matrix of the graph. Then  $RW(u)$  is defined by

$$RW(u) = [W_{uu}, [W^2]_{uu}, \dots, [W^k]_{uu}] \in \mathbb{R}^k. \quad (3)$$

for some experimentally chosen  $k$ . In other words,  $RW(u)_i$  is the probability that an  $i$ -length random walk starting at  $u$  returns to  $u$ .

Next, we draw a connection between GAPE and the random walk encoding above by interpreting GAPE as a method of computing personalized PageRank scores. As described by Zhang et al. (2016), the  $v$ th entry of the personalized PageRank (PPR) vector  $\pi_u$  of a node  $u$  is the probability that a random walk from node  $u$  terminates at  $v$  with damping value  $\beta$ . At each time step, the random walker either terminates at the current node with probability  $\beta$  or continues to a random neighbor with probability  $1 - \beta$ . Formally, define the PPR vector  $\pi_u$  to be

$$\pi_u = \beta e_u + (1 - \beta)\pi_u W$$

where  $e_u$  is a one-hot vector for  $u$ . So the matrix of PPR scores  $\Pi$  is

$$\Pi = \beta I + (1 - \beta)\Pi W. \quad (4)$$

One can see the similarity between Eq. (4) and Eq. (2): GAPE is equivalent to PPR when  $k = 1$ ,  $\alpha = \beta I$ , and  $\mu = 1 - \beta$  and can be therefore seen as a generalization of PPR. Interestingly, Eq. (4) can be seen as a way of calculating something analogous to RW. Since  $\Pi_{u,v}$  is the probability of a node  $u$  landing on node  $v$  during an infinitely long random walk, then  $\Pi_{u,u}$  is the self-landing probability of a random walker starting at node  $u$ , which captures similar information as  $RW(u)$ . The difference is that  $RW(u)$  is determined by random walks of a fixed length. It turns out we can recover very similar encodings as  $RW(u)$  by taking the diagonals of the PPR matrix for successive powers of  $W$ . That is, if  $\Pi^{(i)}$  is the PPR matrix using  $W^i$ , then we can define the PPR Power (PPRP) encoding of a node  $u$  by

$$PPRP(u) = [\Pi_{uu}^{(1)}, \Pi_{uu}^{(k)}, \dots, \Pi_{uu}^{(k)}] \in \mathbb{R}^k.$$

Intuitively,  $PPRP(u)_i$  is the self-landing probability of a random walker during an infinitely long random walk with a step size of  $i$ . Interestingly, while PPRP and RW are not equal, their relative values are nearly identical, and they give nearly identical performance on certain graph tasks as depicted in Fig. 1 and Table 1. Given that GAPE is a generalization of PPR and that PPRP and RW are empirically highly similar, then RW and PPRP can therefore be understood as extensions of GAPE, which adds to GAPE’s generality.

To simulate RW with PPRP, we compute the RW and PPRP PE matrices for a graph from CYCLES and ZINC, two different graph datasets which are explained in greater detail in Section 4. We also put the experimental details regarding the transformer and its hyperparameters in Section 4. When comparing their performance on these datasets, we use min-max normalization on both RW and PPRP in order to bring them both to similar scales.

## 4 Experiments

In this section, we compare GAPE experimentally to the following graph PEs:

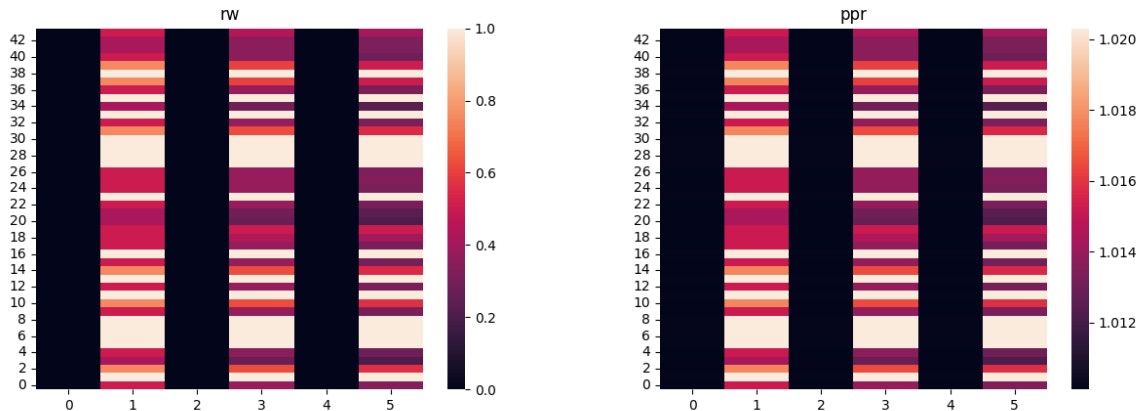


Figure 1: Left is RW, right is PPR for a graph in CYCLES. While PPRP is not calculating self-landing probabilities, the relative differences are the same.

**RW** Random Walk (Dwivedi et al., 2022; Li et al., 2020)

**LAPE** Laplacian PE (Dwivedi et al., 2020; Dwivedi & Bresson, 2021)

**SA** Spectral Attention (Kreuzer et al., 2021)

**SPD+C** Shortest Path Distance + Centrality (Ying et al., 2021)

Ying et al. (2021) use “Centrality” to refer to node degree. First, we test whether GAPE can be fit to LAPE. Then, we compare all of the graph PEs with GAPE in two kinds of tasks: MT and graph and node-level tasks.

#### 4.1 Simulating LAPE

Above in Section 3.3.2, we showed that GAPE and LAPE are equivalent when  $\mu$  is chosen depending on the input graph and the adjacency matrix is replaced with the Laplacian. In the following experiment, we show that GAPE can learn  $\alpha$  and  $\mu$  using the adjacency matrix to produce a PE that closely fits LAPE.

We first generate three Erdős-Rényi graphs (Erdős & Rényi, 1959) containing 20 nodes, each with edge probability  $p \in \{0.7, 0.2, 0.05\}$ . For thoroughness, we also take a random molecule with 29 nodes from the ZINC (Irwin et al., 2012) dataset. The goal is to have GAPE learn all of the Laplacian eigenvectors for each graph, setting  $k = n$  for GAPE where  $n$  is the number of vertices in the graph.

For each graph, we choose one of four different seeds and train GAPE for 10 epochs using 1000 instances of the graph’s Laplacian eigenvectors as training data. The objective function is the entry-wise mean squared error (MSE) between the eigenvectors and the PE produced by GAPE. We average the MSEs over the four seeds and report them in Table 2.

Table 2: Simulating LAPE

Graph	Average MSE
Erdős-Rényi ( $p = 0.7$ )	$2.47 \times 10^{-7}$
Erdős-Rényi ( $p = 0.2$ )	$8.53 \times 10^{-8}$
Erdős-Rényi ( $p = 0.05$ )	$5.46 \times 10^{-7}$
ZINC Molecule	$5.00 \times 10^{-4}$

We see in Table 2 that GAPE learns the Laplacian eigenvectors to a high degree of precision. We specifically chose Erdős-Rényi graphs with varying  $p$  to vary the degree of connectedness of each graph, to test whether GAPE can learn to zero out multiple columns of its PE each corresponding to one of the graph’s connected components.

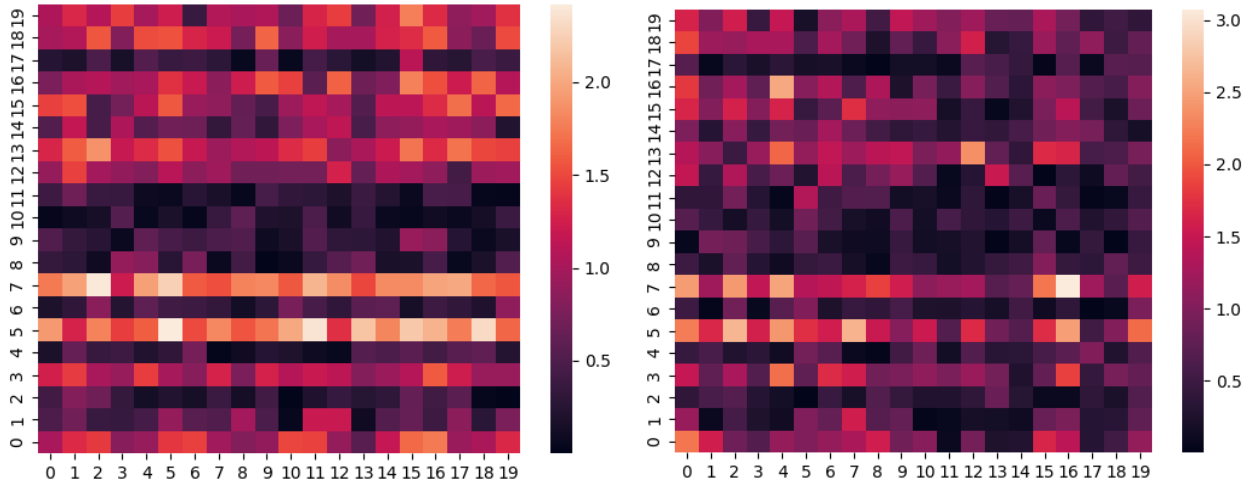


Figure 2: Differences between initial weight matrix and target eigenvectors. Left is Erdős-Rényi ( $p = 0.7$ ), and right is Erdős-Rényi ( $p = 0.2$ ).

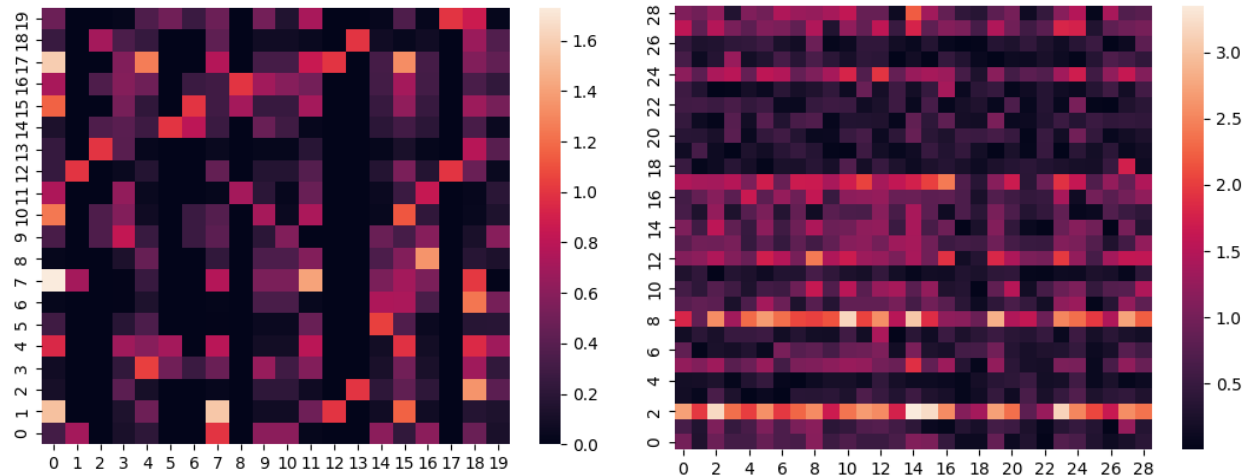


Figure 3: Differences between initial weight matrix and target eigenvectors. Left is Erdős-Rényi ( $p = 0.05$ ), and right is the random ZINC molecule.

One might be concerned that GAPE is merely learning the trivial solution to Eq. (2): just set  $\mu = 0$  and  $\alpha = V$  where  $V$  is the Laplacian eigenvector matrix of the given graph. However, our experiments show this does not occur. In Figs. 2 and 3, we plot the absolute differences between the initial weight matrix and the target eigenvectors. If GAPE were learning the trivial solution to learning LAPE, we would expect each plot to be nearly entirely comprised of 0s (black), but as we can see, the differences between many of the entries of the initial and target matrices range from 1–3, and each heatmap is far from being completely black.

## 4.2 Machine translation

Our first experiment tests how well these various non-sinusoidal graph PEs perform on MT from English to Vietnamese. To test GAPE, we use the adjacency matrix of the directed path graph of  $n$  vertices, where

$n$  is the number of tokens in the input sequence, and use  $k = 512$ . We also initialize  $\alpha_{:,1}$  with a normal initialization and set all other columns of  $\alpha$  to 0 in order to force the WGWA to start walking the path graph from its first node.

For LAPE and SA, we represent a sentence of  $n$  tokens with a cycle graph of  $n$  vertices and take the eigenvectors corresponding to the 20 smallest eigenvalues of its Laplacian. We use the cycle graph because its Laplacian eigenvectors form the columns of the DFT matrix (Davis, 1979) which Bronstein et al. (2021) note to share a similar structure with Transformer’s original sinusoidal encodings. The sinusoidal encodings would be approximated by the graph’s Laplacian eigenvectors, which would confirm the suggestion that the Laplacian eigenvectors of a graph are a generalization of the sinusoidal encodings (Dwivedi et al., 2020).

However, the sinusoidal encoding for a node  $u$  in a sequence does not depend on the length of the sequence, but LAPE for a node  $u$  does. So, to try to obtain a better fit to sinusoidal encodings, we try an additional variant of LAPE, which we call LAPE<sub>10K</sub>, where the cycle graph is fixed with 10,000 vertices in which the path graph representing the input sentence can be embedded.

For RW, we use the path graph of 1024 vertices (the transformer’s maximum input length) with a 20-hop neighborhood. SPD+C uses the same path graph as RW and uses a shortest path distance embedding size of 256 and a degree embedding size of 2 since any node in the path graph can have a maximum degree of only 2.

The results are shown in the first column of Table 3. We see that GAPE achieves a higher BLEU score than every other graph PE and very nearly matches the original sinusoidal PEs of Vaswani et al. (2017), empirically confirming Proposition 1 and establishing GAPE as a generalization of sinusoidal PEs. Further, despite previous speculations on the connection between eigenvectors of the cycle graph Laplacian and the sinusoidal encodings, LAPE, LAPE<sub>10K</sub>, and SA underperform, casting doubt on suggestions that these PEs are generalizations of the sinusoidal encodings from the original Transformer. SPD+C performs surprisingly poorly despite its shortest path distance embedding being closely related to the relative PE by Shaw et al. (2018); Huang et al. (2019). However, it makes sense that the degree embedding is of little use since there are only two degree types in the path graph: one to denote the beginning and end of the sentence, and another to represent the positions of all other tokens. Under the degree encoding, no two tokens’ positions between the start and end tokens are distinguishable.

### 4.3 Graph- and node-level tasks

#### 4.3.1 Datasets

We additionally compare performance of GAPE with the other PEs on 7 undirected graph tasks. Below, we give descriptions of each dataset, their importance, and experimental details.

**ZINC** (Irwin et al., 2012) is graph regression dataset with the task of predicting the solubility of various molecules. Given the wide applications of GNNs on molecular data, we thought to use ZINC as it is one of the most popular molecular graph datasets used in the literature. For consistency with the literature on transformer PEs, we use the 12K subset of the full 500K dataset used by Dwivedi et al. (2020) and Kreuzer et al. (2021) and use a batch size of 128.

**CSL** (Murphy et al., 2019) is a graph classification dataset of circular skip link (CSL) graphs. Each CSL graph is 4-regular with  $n$  nodes in a cycle and skip links of length  $k$  which define isomorphism classes to distinguish. We use the same dataset as Murphy et al. (2019) and follow Chen et al. (2019) choosing  $n = 41$  and  $k = 10$ . Murphy et al. (2019) and Xu et al. (2019) show that the 1-dimensional Weisfeiler-Lehman isomorphism (1-WL) test (Weisfeiler & Leman, 1968) is unable to distinguish between isomorphism classes of CSL graphs and that message-passing GNNs are at most as powerful as the 1-WL test. So, a PE that succeeds on this dataset can be seen as enhancing the expressive power of its host GNN architecture. There are 150 graphs total, and following Murphy et al. (2019), we perform a 5-fold cross validation split with 5 sets of train, validation, and test data proportioned by the ratio 3:1:1 and report the average accuracy of the 5 folds. We use a batch size of 5.



**CYCLES** (Murphy et al., 2019; Loukas, 2020) is a cycle detection dataset also meant to test the theoretical power of a given GNN. Loukas (2020) showed the minimum necessary width and depth of a message-passing GNN to detect 6-cycles, and in this task, we are interested in the additive power of each PE in detecting 6-cycles. We use the same train, test, and validation splits as Loukas (2020), using 200 graphs for training, 1000 graphs for validation and 10000 graphs for test with a batch size of 25.

**CYCLES-V** is also a cycle detection dataset, except with varying cycle lengths. Each graph is a copied from CYCLES, and nodes are added to lengthen cycles and maintain similar graph diameters. Whereas positive samples of CYCLES only contains 6-cycles, positive samples of CYCLES-V contain cycles of length ranging from 6 to 15. We made this adjustment to CYCLES because we wanted to test the generalizability of RW since the choice of random-walk neighborhood size for RW crucially affects its performance; clearly, RW will be able to detect cycles of length  $k$  if its neighborhood size is at least  $k$ . We use the same train, validation, and test splits and batch size as CYCLES.

**PATTERN and CLUSTER** (Dwivedi et al., 2020; Abbe, 2018) are node classification datasets generated using the Stochastic Block Model (Abbe, 2018), which is used to model communities within social networks according to certain hyperparameters such as community membership probability. PATTERN has 2 node classes task while CLUSTER has 7. We use the same splits as Dwivedi et al. (2020) with 10,000 graphs for train and 2,000 graphs for validation and test. We use a batch size of 26 and 32 for PATTERN and CLUSTER, respectively.

**PLANAR** is a new dataset we generate to test the abilities of each PE to help the transformer correctly classify whether a given graph has a planar embedding. We introduce this task as another test of the theoretical power of each PE. In the negative case, detecting a non-planar graph is merely a matter of being able to count nodes since, by Euler’s formula, a graph is not planar if  $|E| > 3|V| - 6$ . However, the positive case is more involved with checking whether there are subgraphs homeomorphic to the complete graph  $K_5$  or the utility graph  $K_{3,3}$  (Kuratowski, 1930; Wagner, 1937). We use 7000 graphs for training and 1500 for validation and testing. On average, each graph has 33 nodes. We use a batch size of 32.

For GAPE, on MT, we used PE dimension  $k = 512$  and a damping factor  $\gamma = 1$ . On the graph-level tasks, we use  $k = 32$  and  $\gamma = 0.02$ . For RW, we choose  $k = 20$  on all tasks except for CYCLES-V, where we chose  $k = 9$  in order to test its generalizability to longer cycle lengths. For LAPE, we use  $k = 20$  on all tasks, following Dwivedi & Bresson (2021). For SA, we use  $k = 10$  on all tasks, following Kreuzer et al. (2021).

### 4.3.2 Experimental setup

We use the graph transformer from Dwivedi & Bresson (2021) for our backbone transformer, as it is a faithful implementation of the original Transformer model capable of working on graphs. All models for the graph tasks were subject to a parameter budget of around 500,000 as strictly as possible similar to Dwivedi & Bresson (2021) and Kreuzer et al. (2021). Since there is little consensus on how to incorporate edges and edge features into a graph transformer, we omit the use of edge features in all of our tests for a fair comparison, only using node features.

Across all tasks, we use the Adam (Kingma & Ba, 2015) optimizer. For nearly all tasks, we use 10 layers in the graph transformer, 80 node feature dimensions, 8 attention heads, learning rate of 0.005, reduce factor of 0.5, and patience of 10. For ZINC, we follow Dwivedi et al. (2020) and use a learning rate of 0.007 and patience of 15. CSL is such a small dataset that we opted to shrink the number of transformer layers down to 6 and maintain a parameter budget of around 300,000 for greater training speed and to avoid overparametrization.

SA uses a transformer encoder to compute its PE. For this transformer, we use 1 attention layer, 4 attention heads, and 8 feature dimensions in order to respect the 500,000 parameter budget. For CSL, we reduced the number of attention heads to 1 to respect the 300,000 parameter budget.

For SPD+C, we vary the size of the node degree and shortest-path embeddings according to each dataset since each dataset contains graphs of varying sizes. The smallest and largest degree embedding sizes used were 64 and 256, respectively. The smallest and largest shortest-path embedding sizes used were 64 and 512, respectively.

Table 3: Results on MT and Graph Tasks. MT is measured by BLEU score, ZINC by mean absolute error (MAE), and the rest are measured by accuracy.

PE scheme	MT ( $\uparrow$ )	ZINC ( $\downarrow$ )	CSL ( $\uparrow$ )	CYCLES ( $\uparrow$ )	PATTERN ( $\uparrow$ )	CLUSTER ( $\uparrow$ )	PLANAR ( $\uparrow$ )	CYCLES-V ( $\uparrow$ )
Baseline	32.6	0.357	0.10	50.00	83.91	71.77	50.00	73.31
LAPE	17.4	0.311	<b>100.00</b>	97.08	85.05	72.14	96.41	88.53
LAPE_10K	16.4	-	-	-	-	-	-	-
SA	16.9	0.248	87.67	89.52	83.61	72.84	97.45	81.11
RW	20.8	<b>0.207</b>	93.50	<b>99.95</b>	<b>86.07</b>	72.32	<b>98.50</b>	90.97
SPD+C	0.0	0.263	10.00	88.44	83.09	70.57	96.00	83.13
GAPE	<b>32.5</b>	0.251	10.00	79.03	<b>85.99</b>	73.40	95.97	83.86
GAPE*	-	2.863	10.00	81.39	84.82	<b>74.03</b>	64.35	90.68
GAPE* <sub>20</sub>	-	1.339	48.67	84.66	69.95	70.57	75.12	89.01
GAPE**	-	2.067	10.00	83.42	83.46	72.39	63.38	91.76
GAPE** <sub>20</sub>	-	0.837	58.00	85.43	81.53	72.06	70.48	<b>95.12</b>
GAPE** <sub>max</sub>	-	0.539	<b>100.00</b>	86.01	83.53	72.40	71.87	95.05

Table 3 shows performance on graph datasets using neighborhood-level attention. **Bold** numbers indicate the best score of that column up to statistical significance besides the MT column where the comparison is between the non-sinusoidal encodings only.

For the graph tasks, Baseline refers to the absence of any PE. For MT, Baseline refers to the original sinusoidal encodings by Vaswani et al. (2017). For each dataset, we take the average of 4 runs each conducted with a different random seed. We report metrics from each dataset’s test set based on the highest achieved metric on the corresponding validation set.

### 4.3.3 GAPE variants

We also try several different variations of GAPE, with the following normalization and initial weight vector selection strategies.

**GAPE\*** Row-wise softmax on  $\mu$  without damping factor  $\gamma$ .

**GAPE\*\*** Same as GAPE\* but with a column-wise softmax on  $\alpha$ .

**GAPE\*<sub>20</sub>, GAPE\*\*<sub>20</sub>** Like GAPE\* and GAPE\*\*, respectively, but use  $m = 20$  node labels and initialize each initial weight vector  $\alpha_{\cdot, \ell}$  to a different random vector for each label  $\ell$ .

**GAPE\*\*<sub>max</sub>** Like GAPE\*\*, but use a different node label for each node ( $m = n$ ) and initialize each initial weight vector to a different random vector.

The rationale behind \* versions of GAPE is that it is counter-intuitive for the transition weights of an automaton to be negative, and so normalizing the rows of  $\mu$  should give a more probabilistic interpretation of the WGWA’s random walk on the graph. The rationale behind \*\* is to normalize the columns of  $\alpha$  according the PPR understanding of GAPE; teleportation probabilities cannot be negative.

Finally, recall that  $\alpha$ , the matrix of initial weights from Eq. (2), assigns different initial weights to each node label. While our base variation of GAPE uses only one node label, we also tried using  $m = 20$  labels. The hope is that varying the initial weights can help GAPE learn on graphs with high levels of symmetry, such as those from CSL. By assigning each node a different initial weight vector, the automaton should be forced to compute different weights for nodes with similarly structured neighborhoods. We also experiment with giving every node a unique initial weight vector by letting  $m = N$ , where  $N$  is larger than the size  $n$  of any graph in the given dataset, and giving every node a different node label.

### 4.3.4 Discussion

The graph tasks reveal the shortcomings of the vanilla transformer. Without a PE, it is unable to adequately distinguish non-isomorphic graphs in CSL, and also fails to detect 6-cycles and planar/non-planar graphs.

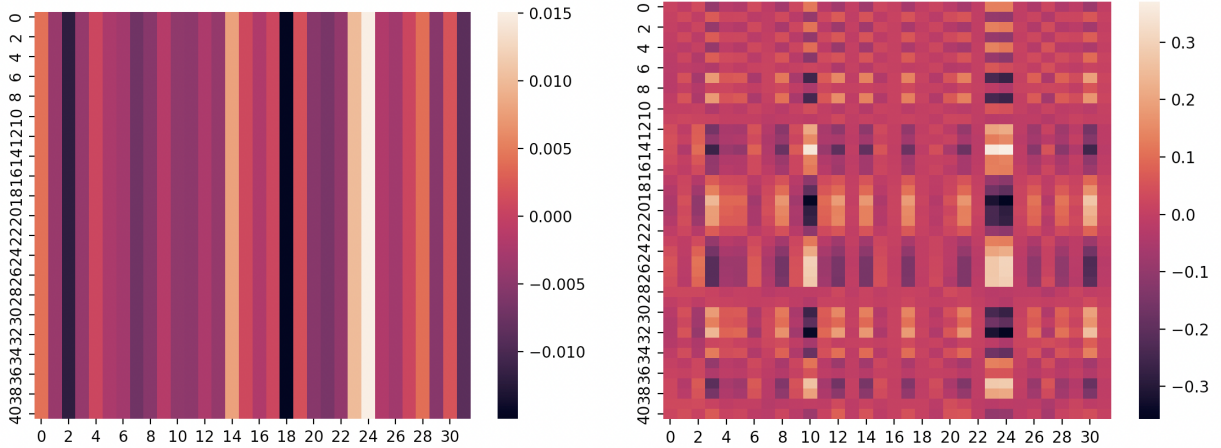


Figure 4: Comparing GAPE with varying number of node labels  $m$ . The rows are the PEs. Left is GAPE with  $m = 1$ , and right is GAPE with  $m = 20$ .

All other PEs are able to improve on the baseline transformer, except on the CSL task where most PEs do not achieve 100% accuracy. The fact that SPD+C is unable to learn CSL suggests that it is not strictly more powerful than the 1-WL test.

It is interesting that SA underperforms relative to LAPE on many graph tasks given how its approach positions it as an improvement on LAPE and performs better than LAPE when incorporated in the spectral attention graph transformer devised by Kreuzer et al. (2021). While the encoder used to create the PE may need more parameters, a more likely explanation is that performance suffers from a lack of incorporating edge embeddings, which the spectral attention graph transformer assumes but we omit for a fairer comparison of just the node PEs.

We think it is natural to see that RW performs nearly perfectly on finding 6-cycles since a 20-hop neighborhood is enough to uniquely encode nodes in those 6-cycles, but performance falters on CYCLES-V as expected as a 9-hop neighborhood is unable to provide a unique encoding to nodes in cycles of length greater than 9.

GAPE’s ( $\gamma = 0.02$ ) performance surpasses the other PEs only on PATTERN and CLUSTER, with the other variants showing more competitive performance in other datasets. We give a discussion on the various factors causing these trends below.

#### 4.3.5 Effect of number of states on performance

One thought for improving performance of GAPE on the graph tasks is to increase the number of states used in the WGWA on which it is based. However, we observed no positive trend in performance as we increase the number of states. For most tasks, increasing the number of states can even worsen performance. Table 4 shows performance on ZINC, CYCLES, CLUSTER, and PATTERN as the number of states  $k$  varies using the base GAPE method in Table 3 with damping factor  $\gamma = 0.02$ . One thought is that adding states to the automaton adds risk of instability; if the GAPE encoding of a node  $u$  is the total weight of all runs from any initial configuration to  $(u, r)$  for all possible  $r$ , then adding states means adding more possible runs which may lead to weights that are too large, depending on the initialization of  $\mu$ .

#### 4.3.6 Effect of number of initial weight vectors

Another thought is to consider how performance varies as the number of node labels  $m$  increases. We see in Table 3 that increasing  $m$  from 1 to 20 grants noticeable but not very large performance gains on nearly all datasets except for CSL. We think this is because increasing  $m$  forces GAPE to assign different initial weights for runs starting at otherwise seemingly identical nodes. In other words, increasing  $m$  is akin to conditioning

Table 4: GAPE Performance as  $k$  varies

$k$	ZINC ( $\downarrow$ )	CYCLES ( $\uparrow$ )	CLUSTER ( $\uparrow$ )	PATTERN ( $\uparrow$ )
8	0.281	79.70	72.41	85.76
16	0.279	<b>86.80</b>	72.55	78.24
32	<b>0.251</b>	79.03	<b>73.40</b>	<b>85.99</b>
64	0.278	80.36	69.90	75.52
128	0.269	82.28	72.14	79.49

the automaton’s starting weights on distinct node labels on the graph. Such a labeling allows GAPE to distinguish between nodes with the same neighbors and nodes with neighbors with the same features, aiding in classifying highly symmetric graphs like CSL graphs. This explanation applies to the cycle detection datasets as well as increasing  $m$  presents up to a 3.36% increase in accuracy on CYCLES-V.

We further note that when assigning every node a unique initial weight vector in a consistent fashion as in  $\text{GAPE}_{\text{max}}^{**}$ , we see further improved performance on many of these highly symmetric graph datasets, most notably achieving 100% on CSL. However, on none of these GAPE variants where  $m > 1$  do we see a performance gain on PATTERN, CLUSTER, or PLANAR; we instead see a significant amount of overfitting. An explanation is that increasing  $m$  may encourage the transformer to rely too heavily on each node’s initial weight vectors to memorize node positions, leading too poor generalizability on graphs that do not have a highly symmetric structure. In other words, increasing  $m$  strengthens the transformer’s notion of node “identity” which is useful for distinguishing nodes in symmetric substructures like atom rings and cycles but less useful for tasks where nodes are part of a variety of less symmetric substructures.

Fig. 4 illustrates more clearly the effects of increasing  $m$  for CSL graphs. We see that setting  $m = 1$  results in assigning the same PE to every node in the CSL graph, preventing the transformer from learning the task. In contrast, setting  $m = 20$  diversifies the PE, allowing the graph transformer to distinguish between identical neighbors and neighbors with identical features.

## 5 Limitations and Conclusion

While GAPE and its variants is able to compete with other PEs on certain graph and node-level tasks, one limitation is its struggle to surpass them on datasets like CSL, ZINC, and CYCLES without the need for  $m > 1$ . Each of these datasets involve highly symmetrical structures like cycles or rings of atoms, which suggests that improvements on GAPE should seek to capitalize on increasing  $m$  thereby enriching  $\alpha$  in order to distinguish nodes in these structures. Further work also needs to be done in encouraging GAPE to retain performance on other, less symmetrical datasets. As it stands, it seems doubtful that GAPE with  $m = 1$  should be more powerful than the 1-WL test.

Another limitation of GAPE is the computational difficulty of solving for the PE matrix. Using the “vec trick” allows us to learn  $\mu$  and  $\alpha$ , but runs far too slow and consumes too much memory. We run out of memory when testing PATTERN with a batch size of 26 and  $k = 32$ , and shrinking the batch size to 18 and number of states to  $k = 10$  results in a single epoch taking over an 1.25 hours, making learning  $\mu$  and  $\alpha$  impractical. Using the Bartels-Stewart algorithm on the other hand is much more efficient, but  $\mu$  and  $\alpha$  must be randomly initialized, giving up possible performance gains and stability. We leave these limitations to future work.

To sum up, GAPE provides a more theoretically satisfying framework for understanding graph PEs. It is a generalization of the original sinusoidal encodings as well as personalized PageRank and RW. Further, it is a generalization of LAPE under certain assumptions and is able to simulate LAPE. With this, GAPE can be seen as tying together the spatial and spectral frameworks of graph PEs under the umbrella of graph automata, all the while providing a distributed representation, which many of the tested PEs do not provide.

---

## References

- Emmanuel Abbe. Community detection and stochastic block models: Recent developments. *Journal of Machine Learning Research*, 18(177):1–86, 2018. URL <http://jmlr.org/papers/v18/16-480.html>.
- R. H. Bartels and G. W. Stewart. Solution of the matrix equation  $AX + XB = C$  [F4]. *Communications of the ACM*, 15(9):820–826, 1972. doi: 10.1145/361573.361582.
- Mikhail Belkin and Partha Niyogi. Laplacian eigenmaps for dimensionality reduction and data representation. *Neural Computation*, 15(6):1373–1396, 2003. doi: 10.1162/089976603321780317.
- Michael M. Bronstein, Joan Bruna, Taco Cohen, and Petar Velickovic. Geometric deep learning: Grids, groups, graphs, geodesics, and gauges. *CoRR*, abs/2104.13478, 2021. URL <https://arxiv.org/abs/2104.13478>.
- Zhengdao Chen, Soledad Villar, Lei Chen, and Joan Bruna. On the equivalence between graph isomorphism testing and function approximation with GNNs. In H. Wallach, H. Larochelle, A. Beygelzimer, F. d'Alché-Buc, E. Fox, and R. Garnett (eds.), *Advances in Neural Information Processing Systems*, volume 32. Curran Associates, Inc., 2019. URL <https://proceedings.neurips.cc/paper/2019/file/71ee911dd06428a96c143a0b135041a4-Paper.pdf>.
- F. R. K. Chung. *Spectral Graph Theory*. American Mathematical Society, 1997.
- Ronald R. Coifman and Stéphane Lafon. Diffusion maps. *Applied and Computational Harmonic Analysis*, 21(1):5–30, 2006. ISSN 1063-5203. doi: <https://doi.org/10.1016/j.acha.2006.04.006>. URL <https://www.sciencedirect.com/science/article/pii/S1063520306000546>. Special Issue: Diffusion Maps and Wavelets.
- Philip J. Davis. *Circulant Matrices*. Wiley, New York, 1979. ISBN 0-471-05771-1.
- Justin DeBenedetto and David Chiang. Representing unordered data using complex-weighted multiset automata. In *Proc. ICML*, volume 119 of *Proceedings of Machine Learning Research*, pp. 2412–2420, 2020.
- Vijay Prakash Dwivedi and Xavier Bresson. A generalization of transformer networks to graphs. *AAAI Workshop on Deep Learning on Graphs: Methods and Applications*, 2021.
- Vijay Prakash Dwivedi, Chaitanya K. Joshi, Thomas Laurent, Yoshua Bengio, and Xavier Bresson. Benchmarking graph neural networks. *CoRR*, abs/2003.00982, 2020. URL <https://arxiv.org/abs/2003.00982>.
- Vijay Prakash Dwivedi, Anh Tuan Luu, Thomas Laurent, Yoshua Bengio, and Xavier Bresson. Graph neural networks with learnable structural and positional representations. *International Conference on Learning Representations*, 2022.
- P. Erdős and A. Rényi. On random graphs I. *Publicationes Mathematicae Debrecen*, 6:290, 1959.
- Miroslav Fiedler. Algebraic connectivity of graphs. *Czechoslovak Mathematical Journal*, 23(2):298–305, 1973. URL <http://eudml.org/doc/12723>.
- Roger A. Horn and Charles A. Johnson. *Matrix Analysis*. Cambridge Univ. Press, 2nd edition, 2013.
- Cheng-Zhi Anna Huang, Ashish Vaswani, Jakob Uszkoreit, Ian Simon, Curtis Hawthorne, Noam M. Shazeer, Andrew M. Dai, Matthew D. Hoffman, Monica Dinulescu, and Douglas Eck. Music transformer: Generating music with long-term structure. In *ICLR*, 2019.
- John J. Irwin, Teague Sterling, Michael M. Mysinger, Erin S. Bolstad, and Ryan G. Coleman. Zinc: A free tool to discover chemistry for biology. *Journal of Chemical Information and Modeling*, 52(7):1757–1768, 2012. doi: 10.1021/ci3001277. URL <https://doi.org/10.1021/ci3001277>. PMID: 22587354.

- 
- Diederik P. Kingma and Jimmy Ba. Adam: A method for stochastic optimization. In Yoshua Bengio and Yann LeCun (eds.), *3rd International Conference on Learning Representations, ICLR 2015, San Diego, CA, USA, May 7-9, 2015, Conference Track Proceedings*, 2015. URL <http://arxiv.org/abs/1412.6980>.
- Devin Kreuzer, Dominique Beaini, Will Hamilton, Vincent Létourneau, and Prudencio Tossou. Rethinking graph transformers with spectral attention. In M. Ranzato, A. Beygelzimer, Y. Dauphin, P.S. Liang, and J. Wortman Vaughan (eds.), *Advances in Neural Information Processing Systems*, volume 34, pp. 21618–21629. Curran Associates, Inc., 2021. URL <https://proceedings.neurips.cc/paper/2021/file/b4fd1d2cb085390fbbadae65e07876a7-Paper.pdf>.
- Michal Kunc and Alexander Okhotin. Reversibility of computations in graph-walking automata. In *Proc. Mathematical Foundations of Computer Science*, volume 8087 of *LNCS*, pp. 595–606, 2013. doi: 10.1007/978-3-642-40313-2\_53.
- Casimir Kuratowski. Sur le problème des courbes gauches en topologie. *Fundamenta Mathematicae*, 15(1): 271–283, 1930. URL <http://eudml.org/doc/212352>.
- Pan Li, Yanbang Wang, Hongwei Wang, and Jure Leskovec. Distance encoding: Design provably more powerful neural networks for graph representation learning. *Advances in Neural Information Processing Systems*, 33:4465–4478, 2020.
- Andreas Loukas. What graph neural networks cannot learn: depth vs width. In *International Conference on Learning Representations*, 2020. URL <https://openreview.net/forum?id=B1l2bp4YwS>.
- Grégoire Mialon, Dexiong Chen, Margot Selosse, and Julien Mairal. GraphiT: Encoding graph structure in transformers. *CoRR*, abs/2106.05667, 2021. URL <https://arxiv.org/abs/2106.05667>.
- Ryan Murphy, Balasubramaniam Srinivasan, Vinayak Rao, and Bruno Ribeiro. Relational pooling for graph representations. In Kamalika Chaudhuri and Ruslan Salakhutdinov (eds.), *Proceedings of the 36th International Conference on Machine Learning*, volume 97 of *Proceedings of Machine Learning Research*, pp. 4663–4673, Long Beach, California, USA, 09–15 Jun 2019. PMLR. URL <http://proceedings.mlr.press/v97/murphy19a.html>.
- Lawrence Page, Sergey Brin, Rajeev Motwani, and Terry Winograd. The PageRank Citation Ranking: Bringing Order to the Web. Technical report, Stanford Digital Library Technologies Project, 1998. URL <http://citeseerx.ist.psu.edu/viewdoc/summary?doi=10.1.1.31.1768>.
- Adam Paszke, Sam Gross, Francisco Massa, Adam Lerer, James Bradbury, Gregory Chanan, Trevor Killeen, Zeming Lin, Natalia Gimelshein, Luca Antiga, Alban Desmaison, Andreas Kopf, Edward Yang, Zachary DeVito, Martin Raison, Alykhan Tejani, Sasank Chilamkurthy, Benoit Steiner, Lu Fang, Junjie Bai, and Soumith Chintala. Pytorch: An imperative style, high-performance deep learning library. In *Advances in Neural Information Processing Systems 32*, pp. 8024–8035. Curran Associates, Inc., 2019. URL <http://papers.neurips.cc/paper/9015-pytorch-an-imperative-style-high-performance-deep-learning-library.pdf>.
- Kaare Brandt Petersen and Michael Syskind Pedersen. The matrix cookbook, November 2012. URL <http://www2.compute.dtu.dk/pubdb/pubs/3274-full.html>.
- Andrew M. Saxe, James L. McClelland, and Surya Ganguli. Exact solutions to the nonlinear dynamics of learning in deep linear neural networks, 2014.
- Peter Shaw, Jakob Uszkoreit, and Ashish Vaswani. Self-attention with relative position representations. In *Proceedings of the 2018 Conference of the North American Chapter of the Association for Computational Linguistics: Human Language Technologies, Volume 2 (Short Papers)*, pp. 464–468, New Orleans, Louisiana, June 2018. Association for Computational Linguistics. doi: 10.18653/v1/N18-2074. URL <https://aclanthology.org/N18-2074>.

- 
- Jianbo Shi and Jitendra Malik. Normalized cuts and image segmentation. *IEEE Trans. Pattern Anal. Mach. Intell.*, 22(8):888–905, August 2000. ISSN 0162-8828. doi: 10.1109/34.868688. URL <http://dx.doi.org/10.1109/34.868688>.
- Ashish Vaswani, Noam Shazeer, Niki Parmar, Jakob Uszkoreit, Llion Jones, Aidan N. Gomez, Lukasz Kaiser, and Illia Polosukhin. Attention is all you need. In *Proc. NeurIPS*, 2017. URL <https://arxiv.org/abs/1706.03762>.
- Pauli Virtanen, Ralf Gommers, Travis E. Oliphant, Matt Haberland, Tyler Reddy, David Cournapeau, Evgeni Burovski, Pearu Peterson, Warren Weckesser, Jonathan Bright, Stéfan J. van der Walt, Matthew Brett, Joshua Wilson, K. Jarrod Millman, Nikolay Mayorov, Andrew R. J. Nelson, Eric Jones, Robert Kern, Eric Larson, C J Carey, İlhan Polat, Yu Feng, Eric W. Moore, Jake VanderPlas, Denis Laxalde, Josef Perktold, Robert Cimrman, Ian Henriksen, E. A. Quintero, Charles R. Harris, Anne M. Archibald, Antônio H. Ribeiro, Fabian Pedregosa, Paul van Mulbregt, and SciPy 1.0 Contributors. SciPy 1.0: Fundamental Algorithms for Scientific Computing in Python. *Nature Methods*, 17:261–272, 2020. doi: 10.1038/s41592-019-0686-2.
- K. Wagner. Über eine eigenschaft der ebenen komplexe. *Mathematische Annalen*, 114(1):570–590, 1937. doi: 10.1007/BF01594196. URL <https://doi.org/10.1007/BF01594196>.
- B.Yu. Weisfeiler and A.A. Leman. The reduction of a graph to canonical form and the algebra which appears therein. *Nauchno-Tekhnicheskaya Informatsiya*, 2(9):12–16, 1968. Translation from Russian to English by Grigory Ryabov.
- Keyulu Xu, Weihua Hu, Jure Leskovec, and Stefanie Jegelka. How powerful are graph neural networks? In *International Conference on Learning Representations*, 2019. URL <https://openreview.net/forum?id=ryGs6iA5Km>.
- Chengxuan Ying, Tianle Cai, Shengjie Luo, Shuxin Zheng, Guolin Ke, Di He, Yanming Shen, and Tie-Yan Liu. Do Transformers really perform badly for graph representation? In M. Ranzato, A. Beygelzimer, Y. Dauphin, P.S. Liang, and J. Wortman Vaughan (eds.), *Advances in Neural Information Processing Systems*, volume 34, pp. 28877–28888. Curran Associates, Inc., 2021. URL <https://proceedings.neurips.cc/paper/2021/file/f1c1592588411002af340cbaedd6fc33-Paper.pdf>.
- Hongyang Zhang, Peter Lofgren, and Ashish Goel. Approximate personalized pagerank on dynamic graphs. In *Proceedings of the 22nd ACM SIGKDD International Conference on Knowledge Discovery and Data Mining*, KDD ’16, pp. 1315–1324, New York, NY, USA, 2016. Association for Computing Machinery. ISBN 9781450342322. doi: 10.1145/2939672.2939804. URL <https://doi.org/10.1145/2939672.2939804>.
- Si Zhang, Hanghang Tong, Jiejun Xu, and Ross Maciejewski. Graph convolutional networks: a comprehensive review. *Computational Social Networks*, 6(1):11, 2019. doi: 10.1186/s40649-019-0069-y. URL <https://doi.org/10.1186/s40649-019-0069-y>.
- Xitong Zhang, Yixuan He, Nathan Brugnone, Michael Perlmutter, and Matthew Hirn. MagNet: A neural network for directed graphs. In M. Ranzato, A. Beygelzimer, Y. Dauphin, P.S. Liang, and J. Wortman Vaughan (eds.), *Advances in Neural Information Processing Systems*, volume 34, pp. 27003–27015. Curran Associates, Inc., 2021. URL <https://proceedings.neurips.cc/paper/2021/file/e32084632d369461572832e6582aac36-Paper.pdf>.