

Over-The-Air Federated Learning Over Scalable Cell-free Massive MIMO

Housseem Sifaou, *Member, IEEE*, Geoffrey Ye Li, *Fellow, IEEE*

Abstract

Cell-free massive MIMO is emerging as a promising technology for future wireless communication systems, which is expected to offer uniform coverage and high spectral efficiency compared to classical cellular systems. We study in this paper how cell-free massive MIMO can support federated edge learning. Taking advantage of the additive nature of the wireless multiple access channel, over-the-air computation is exploited, where the clients send their local updates simultaneously over the same communication resource. Such an approach, known as over-the-air federated learning (OTA-FL), is proven to alleviate the communication overhead of federated learning over wireless networks. Considering channel correlation and only imperfect channel state information available at the central server, we propose a practical implementation of OTA-FL over cell-free massive MIMO. The convergence of the proposed implementation is studied analytically and experimentally, confirming the benefits of cell-free massive MIMO for OTA-FL.

Index Terms

Federated learning, over-the-air computation, cell-free massive MIMO, imperfect CSI.

I. INTRODUCTION

With the exponential growth in data collection from distributed devices and the unprecedented advances in AI applications, distributed learning is getting an increasing interest, taking advantage from the computing capabilities of the distributed devices. The benefits of distributed learning are

two-fold. First, it avoids transferring huge amounts of high-dimensional data from the collecting devices to central servers (CSs) for further processing. Second, it brings privacy for free since the local data is not shared. The focus in this work is federated learning (FL), a popular distributed learning technique where a CS coordinates a global model training by communicating with multiple distributed clients [1]–[3]. The parameters of the machine learning (ML) model are transferred instead of the local data. Particularly, the FL process consists of multiple training rounds, where at each round the global model is shared with the clients. The latter perform several local iterations based on their local data and send back their model updates to the CS. The model updates are then aggregated to obtain the new global model.

In this work, we focus specifically on over-the-air FL (OTA-FL), which has been recently proposed to alleviate the communication overhead of the FL process [4], [5]. By exploiting the additive nature of the multiple access channel, OTA-FL allows the clients to send their local updates simultaneously and the CS can obtain the sum directly from the received signal. Such an approach has been extensively studied in literature and has been proven to enhance the communication efficiency of FL over wireless networks. The main advantage of OTA-FL is that the communication resources needed to reach convergence do not scale with the number of clients. In contrast, the communication resources of digital transmission based FL scale with the number of clients [6].

In this paper, we consider implementing OTA-FL over cell-free massive MIMO. The latter is a promising technique for future wireless communication systems, which is expected to bring several benefits such as ultra-high reliability, high energy efficiency, ultra-low latency and ubiquitous and uniform coverage [7]–[9]. The main idea of cell-free massive MIMO is deploying a large number of distributed APs, connected a central processing unit (CPU), that serve all users in a wide coverage area [9]. Specifically, we consider the scalable cell-free architecture recently proposed in [10]. It is a user-centric architecture where a cluster composed of a finite number of APs is formed around each user terminal (UT). The latter will only communicate with the

APs in its cluster. This is the main difference compared to the early architectures proposed for cell-free massive MIMO, where each UT is served by all the APs in the network [11], [12]. The scalable architecture [10] allows the number of UTs and APs to be very large while keeping all the signal processing algorithms and the fronthaul signaling practically implementable. The main objective of our work is to explore the benefits that cell-free massive MIMO can bring for OTA-FL.

Significant efforts have been recently dedicated for the design and performance analysis of FL over wireless networks [4]–[6], [13]–[31], referred to as federated edge learning (FEEL). Some of the studies focused on exploring over-the-air computation to reduce the communication overhead of the FL process [4]–[6], [15], [20]–[23], [25]. While most of the efforts considered first order optimization methods, namely stochastic gradient descent (SGD), some works have studied the convergence of second order methods such as the alternating direction method of multipliers (ADMM) [6], [32]. Moreover, different scheduling techniques have been proposed for FEEL [26]–[30], where a subset of clients is selected at each communication round considering the limited communication resources. Resource allocation has been also an active research direction in FEEL [18], [33]–[37], with the aim of accelerating convergence and reducing the effect of the wireless channel. Furthermore, assuming multiple antennas at the CS and designing beamforming and receiving techniques have been considered in [4], [15], [19]. In [15] a blind FEEL scheme was proposed assuming the CS is equipped with a large number of antennas and imperfect channel state information (CSI) available at the CS. The settings considered in [15] are such that the CS is connected to a base station (BS) equipped with large number of antennas, communicating with a finite number of clients participating in the FL process. Our work differs from [15] in two aspects. Particularly, we consider in our work cell-free massive MIMO instead of cellular MIMO and the more practical scenario where the number of APs (and thus the number of antennas) and the number of clients are both large. To the best of our knowledge, our work in this paper is the first effort to study the performance of OTA-FL in the context of cell-free massive MIMO.

The contributions of our work can be summarized as follows:

- We study, for the first time, the performance of OTA-FL over cell-free massive MIMO and investigate the benefits that the latter can bring for OTA-FL in terms of energy efficiency.
- We propose a practical implementation of OTA-FL over cell-free massive MIMO under reasonable assumptions and a practical channel model. Specifically, we propose a receiver based on maximum ratio combining (MRC) that is shown to mitigate the effect of the fading channel as well as the interference.
- We provide the convergence rate of the proposed implementation, test its performance via extensive experiments. Numerical results show that OTA-FL over cell-free massive MIMO requires lower power constraints at the clients to reach convergence compared to cellular massive MIMO.

Throughout the paper, boldface lower case is used for denoting column vectors, \mathbf{x} , and upper case for matrices, \mathbf{X} . The superscripts T , H , and $*$ denote the transpose, the conjugate transpose and the conjugate, respectively. \mathbf{I}_p denotes the $p \times p$ identity matrix and $\|\cdot\|$ is used to denote the ℓ_2 norm. The trace of a matrix \mathbf{A} is denoted by $\text{tr } \mathbf{A}$ and $\text{diag}(\mathbf{A}_1, \dots, \mathbf{A}_n)$ stands for the block-diagonal matrix with the square matrices $\mathbf{A}_1, \dots, \mathbf{A}_n$ on the diagonal. $\mathcal{NC}(\mathbf{0}, \mathbf{R})$ denotes the multivariate circularly symmetric complex Gaussian distribution with correlation matrix \mathbf{R} . $|\mathcal{S}|$ denotes the cardinality of a set \mathcal{S} . The expected value and the variance of the random quantity x are denoted as $\mathbb{E}\{x\}$ and $\text{var}\{x\}$, respectively. $\text{Re}\{x\}$ and $\text{Im}\{x\}$ are used to denote the real and imaginary parts of the complex number x . $[n]$ denotes the set $\{1, \dots, n\}$. The notations $f(n) = \mathcal{O}(g(n))$ and $f(n) = o(g(n))$ mean that $\left| \frac{f(n)}{g(n)} \right|$ is bounded or approaches zero, respectively, as $n \rightarrow \infty$.

The remainder of the paper is structured as follows. In the next section, we present the system model and introduce OTA-FL and cell-free massive MIMO. In Section III, the proposed FEEL scheme is detailed, while in Section IV, its convergence is studied. We provide, in Section V,

extensive numerical experiments to test the performance of the proposed implementation. Finally, concluding remarks are drawn in Section VI.

II. SYSTEM MODEL

In this section, we give a brief overview of OTA-FL and cell free massive MIMO. Particularly, we introduce the scalable user-centric architecture of cell-free massive MIMO that will be considered in our proposed implementation.

A. Federated learning

We consider a FL system, where N clients, each with a local dataset \mathcal{D}_n of size $D_n = |\mathcal{D}_n|$, communicate with a CS to collaboratively train a global model. The result of the FL process is the optimal parameter vector, $\boldsymbol{\theta}^* \in \mathbb{R}^p$, that minimizes a global loss function $F(\boldsymbol{\theta})$ given by

$$F(\boldsymbol{\theta}) = \sum_{n=1}^N \frac{D_n}{D} F_n(\boldsymbol{\theta}), \quad (1)$$

where $D = \sum_{n=1}^N D_n$ and $F_n(\boldsymbol{\theta})$ is the local empirical loss function at client k given by

$$F_n(\boldsymbol{\theta}) = \frac{1}{D_n} \sum_{\boldsymbol{\xi} \in \mathcal{D}_n} \mathcal{L}(\boldsymbol{\theta}; \boldsymbol{\xi}), \quad (2)$$

where $\mathcal{L}(\boldsymbol{\theta}; \boldsymbol{\xi})$ denotes the loss function at data sample $\boldsymbol{\xi}$, which depends on the learning task. One of the main challenges of FL is the communication overhead. In fact, the local updates are sent at every global training round to the CS usually over limited bandwidth wireless channels. To reduce the communication overhead, over-the-air communication has been proposed as a promising solution, where the model updates are sent simultaneously over the multiple access channel [4], [20]. This approach, referred to as OTA-FL, will be introduced hereafter.

OTA-FL consists of multiple global training rounds where the CS sends the model parameter vector, $\boldsymbol{\theta}_t$, to the clients at each round t . Due to the high power available at the CS, the downlink communication is usually assumed to be perfect and the clients receive the global model without

distortion [20]. Then, client n sets its local model as $\boldsymbol{\theta}_0^n(t) = \boldsymbol{\theta}(t)$ and runs its local SGD for τ iterations based on its local dataset

$$\boldsymbol{\theta}_{i+1}^n(t) = \boldsymbol{\theta}_i^n(t) - \eta_t F'_{n, \xi_{n,i}^t}(\boldsymbol{\theta}_i^n(t)), \quad \text{for } i = 0, 1, \dots, \tau - 1, \quad (3)$$

where η_t is the SGD step size at round t and $F'_{n, \xi_{n,i}^t}(\boldsymbol{\theta}_i^n(t))$ denotes the stochastic gradient computed using a local mini-batch sample $\xi_{n,i}^t$ chosen uniformly at random from the local dataset of client n . The clients then send their model updates,

$$\Delta \boldsymbol{\theta}^n(t) = \boldsymbol{\theta}_\tau^n(t) - \boldsymbol{\theta}(t), \quad (4)$$

simultaneously to the CS via analog OTA. The CS recovers the new global model from the received signals. Further details will be given in Section III.

B. Cell-free massive MIMO

One of the promising technologies for 6G is cell-free massive MIMO, where distributed APs are deployed over the coverage area [38], [39]. Each AP can serve multiple UTs and a UT can communicate with several APs, which is different from classical cellular massive MIMO where each UT is served by a single BS. Cell-free massive MIMO is shown to provide better spectral efficiency than classical cellular massive MIMO [10].

We consider the scalable cell-free massive MIMO network proposed in [10]. Such a network can support a large number of UTs while the signal processing algorithms and the fronthaul signaling remain practically implementable. The network is composed of N single antenna UTs and L APs, each equipped with M antennas. Each subset of APs is connected to a CPU via high capacity backhaul links. A user-centric network architecture is assumed where each UT is served by a subset of the APs providing the best channel conditions as illustrated in Fig. 1. We denote by \mathcal{S}_ℓ the subset of UTs served by AP ℓ .

Since the model updates of a client will be received by multiple APs, we think that implementing OTA-FL over cell-free massive MIMO will be more robust to poor channels and CSI

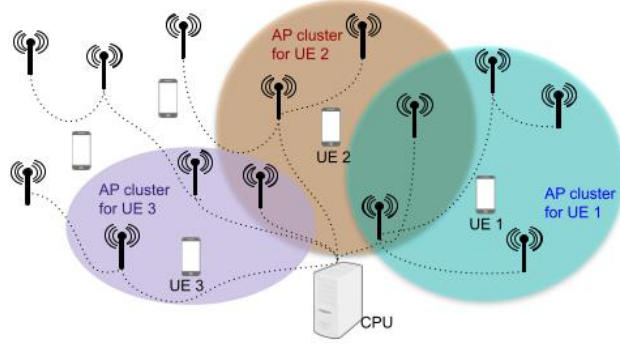


Fig. 1. Scalable cell-free massive MIMO network.

errors. The objective of this work is to propose a practical implementation of OTA-FL over cell-free massive MIMO, investigate its advantages, and study its convergence.

III. OTA-FL OVER CELL-FREE MASSIVE MIMO

The UTs are considered as the clients in this work. Assume that the local updates with dimension d are sent over S OFDM subchannels during K transmissions, where $K = \lceil \frac{d}{2S} \rceil$. For transmission k over OFDM subcarrier s , two entries of $\Delta\theta^n(t)$ are sent as complex symbol as follows

$$x_n^{k,s}(t) = x_{n,re}^{k,s}(t) + jx_{n,im}^{k,s}(t), \quad k \in [K],$$

where

$$x_{n,re}^{k,s}(t) = \Delta\theta_{(2k-1)+2(s-1)K}^n(t)$$

$$x_{n,im}^{k,s}(t) = \Delta\theta_{2k+2(s-1)K}^n(t).$$

where $\Delta\theta_i^n(t)$ is the i -th entry of $\Delta\theta^n(t)$. Each client sends the following signal at the k -th OFDM symbol on subcarrier s :

$$\tilde{x}_n^{k,s}(t) = \alpha_t x_n^{k,s}(t),$$

where α_t is a scaling factor to satisfy a power budget constraint at the clients, defined as

$$\frac{1}{TK} \sum_{t=1}^T \sum_{k=1}^K \mathbb{E} \|\tilde{\mathbf{x}}_n^k(t)\|^2 \leq P, \quad \forall n \quad (5)$$

where $\tilde{\mathbf{x}}_n^k(t) = [\tilde{x}_n^{k,1}(t), \dots, \tilde{x}_n^{k,S}(t)]^T \in \mathbb{C}^{S \times 1}$ is the vector of signals transmitted on different subcarriers at transmission k from client n . It is important to note that the total number of global rounds is not known in practice, so the scaling factor should not be determined using the power constraint. A more reasonable assumption is that α_t is determined based on the power budgets of the clients. Such information can be exchanged between the clients and the CS before or during the learning process and the CS can choose α_t accordingly. However, we adopt the constraint in (5) to have an idea about the amount of power needed to reach convergence and compare different implementation schemes of OTA-FL in terms of energy efficiency.

The received signal at AP ℓ during OFDM symbol transmission k is given by

$$\mathbf{y}_\ell^{k,s}(t) = \alpha_t \sum_{n=1}^N \mathbf{h}_{n,\ell}^{k,s}(t) x_n^{k,s}(t) + \mathbf{z}_\ell^{k,s}(t), \quad s \in [S], \quad \ell \in [L], \quad k \in [K], \quad (6)$$

where $\mathbf{h}_{n,\ell}^{k,s}(t) \in \mathbb{C}^M$ is the channel vector between UT n and AP ℓ for transmission k over subcarrier s , and $\mathbf{z}_\ell^{k,s}(t) \sim \mathcal{CN}(\mathbf{0}, \sigma_z^2 \mathbf{I}_M)$ stands for the additive noise.

A Rayleigh fading channel model is assumed, where the channel vector between UT n and AP ℓ , at global iteration t , subcarrier s and transmission k is distributed as [10]

$$\mathbf{h}_{n,\ell}^{k,s}(t) \sim \mathcal{CN}(\mathbf{0}, \mathbf{R}_{n,\ell}),$$

where $\mathbf{R}_{n,\ell} \in \mathbb{C}^{M \times M}$ is a correlation matrix describing the large-scale fading, including geometric pathloss, shadowing, antenna gains, and spatial channel correlation [40]. We assume that $\mathbf{R}_{n,\ell}$ is available at the APs, which can be obtained by one of the existing correlation estimation methods [41]–[43].

Since the UTs far away from AP ℓ will experience a severe large scale fading and in practice a few UTs are close to a particular AP, we will make the following assumption on the correlation

matrix $\mathbf{R}_{n,\ell}$

$$\begin{aligned} \frac{1}{M} \text{tr} \mathbf{R}_{n,\ell} &= \mathcal{O}(1) \quad \text{for } n \in \mathcal{S}_\ell \cup \tilde{\mathcal{S}}_\ell, \\ \frac{1}{M} \text{tr} \mathbf{R}_{n,\ell} &= o(1) \quad \text{for } n \notin \mathcal{S}_\ell \cup \tilde{\mathcal{S}}_\ell, \end{aligned} \quad (7)$$

where \mathcal{S}_ℓ is the set of UTs served by AP ℓ while $\tilde{\mathcal{S}}_\ell$ is a set of UTs close to AP ℓ and not served by this AP. In a practical scenario, one can assume that the cardinalities of \mathcal{S}_ℓ and $\tilde{\mathcal{S}}_\ell$ are finite while the total number of UTs is large, $N \rightarrow \infty$. These assumptions are needed for theoretical analysis purpose, in this section, and to justify that the interference will vanish as will be detailed later. When implementing our approach in practice, such assumptions are not used. We note also that (7) implies

$$\begin{aligned} \frac{1}{M} \text{tr} \mathbf{R}_{n,\ell} \mathbf{R}_{n',\ell} &= o(1) \quad \text{for } n \in \mathcal{S}_\ell \cup \tilde{\mathcal{S}}_\ell \text{ and } n' \notin \mathcal{S}_\ell \cup \tilde{\mathcal{S}}_\ell, \\ \frac{1}{M} \text{tr} \mathbf{R}_{n,\ell} \mathbf{R}_{n',\ell} &= \mathcal{O}(1) \quad \text{for } n \in \mathcal{S}_\ell \cup \tilde{\mathcal{S}}_\ell \text{ and } n' \in \mathcal{S}_\ell \cup \tilde{\mathcal{S}}_\ell. \end{aligned} \quad (8)$$

The channel vector from all APs to UT n can be written as $\mathbf{h}_n^{k,s}(t) = [\mathbf{h}_{n,1}^{k,s}(t)^T, \dots, \mathbf{h}_{n,L}^{k,s}(t)^T]^T$, which has the following correlation matrix $\mathbf{R}_n = \text{diag}(\mathbf{R}_{n,1}, \dots, \mathbf{R}_{n,L}) \in \mathbb{R}^{LM \times LM}$. AP ℓ has access to an estimate of the channels of its corresponding UTs, that is, $\hat{\mathbf{h}}_{n,\ell}^{k,s}(t)$ is available at AP ℓ for $n \in \mathcal{S}_\ell$. The channel estimates are such that

$$\hat{\mathbf{h}}_{n,\ell}^{k,s}(t) = \mathbf{h}_{n,\ell}^{k,s}(t) + \tilde{\mathbf{h}}_{n,\ell}^{k,s}(t) \quad (9)$$

where $\tilde{\mathbf{h}}_{n,\ell}^{k,s}(t) \sim \mathcal{CN}(\mathbf{0}, \mathbf{C}_{n,\ell})$ is the channel estimation error with correlation $\mathbf{C}_{n,\ell}$ and independent of $\mathbf{h}_{n,\ell}^{k,s}(t)$. The channel estimation can be done in a distributed manner where each AP estimates the channels of its corresponding UTs or in a centralized manner where the received pilot signals are conveyed to the CPU, which will be in charge of channel estimation. In our experiments, we have used the MMSE channel estimation technique as in [10].

Each AP sends the received signal \mathbf{y}_ℓ and the channel estimates, $\hat{\mathbf{h}}_{n,\ell}^{k,s}(t)$, of its corresponding UTs to the CPU. At the CPU, the received signals from all APs, $\mathbf{y} = [\mathbf{y}_1^T, \dots, \mathbf{y}_L^T]^T$, are combined

using MRC with the following receive vector

$$\mathbf{v}^{k,s}(t) = \frac{1}{N} \sum_{n=1}^N \frac{\mathbf{D}_n \hat{\mathbf{h}}_n^{k,s}(t)}{\text{tr}(\mathbf{D}_n \mathbf{R}_n)},$$

where $\mathbf{D}_n = \text{diag}(\mathbf{D}_{n,1}, \dots, \mathbf{D}_{n,L})$ and

$$\mathbf{D}_{n,\ell} = \begin{cases} \mathbf{I}_M & \text{if } n \in \mathcal{S}_\ell \\ \mathbf{0}_M & \text{otherwise.} \end{cases}$$

For notation convenience, we define $c_n \triangleq \text{tr}(\mathbf{D}_n \mathbf{R}_n) = \sum_{\ell \in \mathcal{K}_n} \text{tr}(\mathbf{R}_{n,\ell})$, where \mathcal{K}_n denotes the set of indexes of APs serving UT n . Combining the received signal vector $\mathbf{y}^{k,s}(t)$ using $\mathbf{v}^{k,s}(t)$, the CS obtain,

$$\begin{aligned} y^{k,s}(t) &= \mathbf{v}^{k,s}(t)^H \mathbf{y}^{k,s}(t) \\ &= \frac{\alpha_t}{N} \sum_{n=1}^N \sum_{n'=1}^N \frac{\hat{\mathbf{h}}_n^{k,s}(t)^H \mathbf{D}_n \mathbf{h}_{n'}^{k,s}(t)}{c_n} x_{n'}^{k,s}(t) + \frac{1}{N} \sum_{n=1}^N \frac{\hat{\mathbf{h}}_n^{k,s}(t)^H \mathbf{D}_n \mathbf{z}^{k,s}(t)}{c_n} \\ &= \underbrace{\frac{\alpha_t}{N} \sum_{n=1}^N \frac{\mathbf{h}_n^{k,s}(t)^H \mathbf{D}_n \mathbf{h}_n^{k,s}(t)}{c_n} x_n^{k,s}(t)}_{\text{signal term}} + \underbrace{\frac{\alpha_t}{N} \sum_{n=1}^N \sum_{\substack{n'=1 \\ n' \neq n}}^N \frac{\mathbf{h}_n^{k,s}(t)^H \mathbf{D}_n \mathbf{h}_{n'}^{k,s}(t)}{c_n} x_{n'}^{k,s}(t)}_{\text{interf 1}} \\ &\quad + \underbrace{\frac{\alpha_t}{N} \sum_{n=1}^N \sum_{n'=1}^N \frac{\tilde{\mathbf{h}}_n^{k,s}(t)^H \mathbf{D}_n \mathbf{h}_{n'}^{k,s}(t)}{c_n} x_{n'}^{k,s}(t)}_{\text{interf 2}} + \underbrace{\frac{1}{N} \sum_{n=1}^N \frac{\left(\mathbf{h}_n^{k,s}(t) + \tilde{\mathbf{h}}_n^{k,s}(t) \right)^H \mathbf{D}_n \mathbf{z}^{k,s}(t)}{c_n}}_{\text{noise term}}. \quad (10) \end{aligned}$$

The combined signal is composed of four terms; a signal term, two interference terms; and a noise term. In what follows, we will show that the signal term converges to the average of the model updates and the two interference terms vanish as the number of clients grows large, $N \rightarrow \infty$. The signal term in (10) can be rewritten as

$$y_{sig}^{k,s}(t) = \frac{\alpha_t}{N} \sum_{n=1}^N \frac{1}{c_n} x_n^{k,s}(t) \sum_{\ell \in \mathcal{K}_n} \mathbf{h}_{n,\ell}^{k,s}(t)^H \mathbf{h}_{n,\ell}^{k,s}(t).$$

Using the law of large numbers, when $N \rightarrow \infty$, the signal term approaches

$$\bar{y}_{sig}^{k,s}(t) = \frac{\alpha_t}{N} \sum_{n=1}^N \frac{1}{c_n} x_n \sum_{\ell \in \mathcal{K}_n} \mathbb{E} \mathbf{h}_{n,\ell}^{k,s}(t)^H \mathbf{h}_{n,\ell}^{k,s}(t) = \frac{\alpha_t}{N} \sum_{n=1}^N x_n^{k,s}(t).$$

Let us now analyze the interference terms. The expectation and the variance of $\mathbf{h}_n^H \mathbf{D}_n \mathbf{h}_{n'}$ are given by

$$\mathbb{E} \mathbf{h}_n^{k,s}(t)^H \mathbf{D}_n \mathbf{h}_{n'}^{k,s}(t) = 0, \quad (11)$$

$$\text{var} \mathbf{h}_n^{k,s}(t)^H \mathbf{D}_n \mathbf{h}_{n'}^{k,s}(t) = \text{tr}(\mathbf{R}_n \mathbf{D}_n \mathbf{R}_{n'} \mathbf{D}_n) = \sum_{\ell \in \mathcal{K}_n}^L \text{tr}(\mathbf{R}_{n,\ell} \mathbf{R}_{n',\ell}). \quad (12)$$

Thus, the expectation of the first interference term is zero and its variance with respect to the randomness of the channel is given by

$$\text{var}(\text{interf 1}) = \text{var} \frac{\alpha_t}{N} \sum_{n=1}^N \sum_{\substack{n'=1 \\ n' \neq n}}^N \frac{\mathbf{h}_n^{k,s}(t)^H \mathbf{D}_n \mathbf{h}_{n'}^{k,s}(t)}{c_n} x_{n'}^{k,s}(t) \quad (13)$$

$$= \frac{\alpha_t^2}{N^2} \sum_{n=1}^N \sum_{\substack{n'=1 \\ n' \neq n}}^N \sum_{\ell \in \mathcal{K}_n} \frac{\text{tr}(\mathbf{R}_{n,\ell} \mathbf{R}_{n',\ell})}{c_n^2} |x_{n'}^{k,s}(t)|^2 \quad (14)$$

$$= \frac{\alpha_t^2}{N^2} \sum_{n=1}^N \sum_{\ell \in \mathcal{K}_n} \sum_{\substack{n' \neq n \\ n' \in \mathcal{S}_\ell \cup \tilde{\mathcal{S}}_\ell}} \frac{\text{tr}(\mathbf{R}_{n,\ell} \mathbf{R}_{n',\ell})}{c_n^2} |x_{n'}^{k,s}(t)|^2 + \frac{\alpha_t^2}{N^2} \sum_{n=1}^N \sum_{\ell \in \mathcal{K}_n} \sum_{\substack{n' \neq n \\ n' \notin \mathcal{S}_\ell \cup \tilde{\mathcal{S}}_\ell}} \frac{\text{tr}(\mathbf{R}_{n,\ell} \mathbf{R}_{n',\ell})}{c_n^2} |x_{n'}^{k,s}(t)|^2 \quad (15)$$

Using the assumptions in (7) and (8), the first term of (15) is the sum of $N|\mathcal{K}_n||\mathcal{S}_\ell \cup \tilde{\mathcal{S}}_\ell|$ terms of order $\mathcal{O}(1)$ normalized by N^2 , and since $|\mathcal{K}_n||\mathcal{S}_\ell \cup \tilde{\mathcal{S}}_\ell|$ is finite compared to N , this first term is $o(1)$ when $N \rightarrow \infty$. For the second term, it is a sum of $N|\mathcal{K}_n|(N - |\mathcal{S}_\ell \cup \tilde{\mathcal{S}}_\ell|)$ terms of order $o(1)$ normalized by N^2 , it is thus $o(1)$. Based on the above analysis, the variance of the first interference term satisfies

$$\text{var}(\text{interf 1}) = o(1), \quad \text{as } N \rightarrow \infty. \quad (16)$$

Similarly, the expectation of the second interference term is zero and its variance with respect to the randomness of the channel can be obtained as

$$\text{var}(\text{interf 2}) = \text{var} \frac{\alpha_t}{N} \sum_{n=1}^N \sum_{n'=1}^N \frac{\tilde{\mathbf{h}}_n^{k,s}(t)^H \mathbf{D}_n \mathbf{h}_{n'}^{k,s}(t)}{c_n} x_{n'}^{k,s}(t) \quad (17)$$

$$= \frac{\alpha_t^2}{N^2} \sum_{n=1}^N \sum_{n'=1}^N \frac{\text{tr}(\mathbf{R}_{n'} \mathbf{D}_n \mathbf{C}_n \mathbf{D}_n)}{c_n^2} |x_{n'}^{k,s}(t)|^2. \quad (18)$$

Using similar arguments as in the analysis of the first interference term, one can easily show

$$\text{var}(\text{interf } 2) = o(1), \quad \text{as } N \rightarrow \infty. \quad (19)$$

The above analysis justifies the estimation of the global model update entries as

$$\Delta \hat{\boldsymbol{\theta}}_{(2k-1)+2(s-1)K}(t) = \frac{\text{Re} \{y^{k,s}(t)\}}{\alpha_t} \quad (20)$$

$$\Delta \hat{\boldsymbol{\theta}}_{2k+2(s-1)K}(t) = \frac{\text{Im} \{y^{k,s}(t)\}}{\alpha_t}. \quad (21)$$

IV. CONVERGENCE ANALYSIS

In this section, we study the convergence of the proposed FEEL scheme. We assume without loss of generality that $d = 2S$, which implies $K = 1$ and thus we drop the dependency on k of all variables for ease of the notations.

A. Preliminaries

Let $\boldsymbol{\theta}^*$ be the optimal parameter vector that minimizes $F(\boldsymbol{\theta})$ and define $F^* = F(\boldsymbol{\theta}^*)$. We define also $\Gamma = F^* - \sum_{n=1}^N \frac{D_n}{D} F_n^*$, which measures the amount of bias in the data distribution. Larger Γ indicates higher data heterogeneity among clients. In the sequel, we consider the following assumptions, which are classical when it comes to studying the convergence of FL [15], [21].

Assumption 1. *We assume the following regularities for the loss functions:*

- (i) *The loss functions F_1, \dots, F_N are μ -strongly convex, that is, for all $\mathbf{x}, \mathbf{y} \in \mathbb{R}^d$,*

$$F_n(\mathbf{x}) - F_n(\mathbf{y}) \geq \langle F_n'(\mathbf{y}), \mathbf{x} - \mathbf{y} \rangle + \frac{\mu}{2} \|\mathbf{x} - \mathbf{y}\|^2.$$

- (ii) *The loss functions F_1, \dots, F_N are all \mathcal{L} -smooth, that is, for all $\mathbf{x}, \mathbf{y} \in \mathbb{R}^d$,*

$$F_n(\mathbf{x}) - F_n(\mathbf{y}) \leq \langle F_n'(\mathbf{y}), \mathbf{x} - \mathbf{y} \rangle + \frac{\mathcal{L}}{2} \|\mathbf{x} - \mathbf{y}\|^2.$$

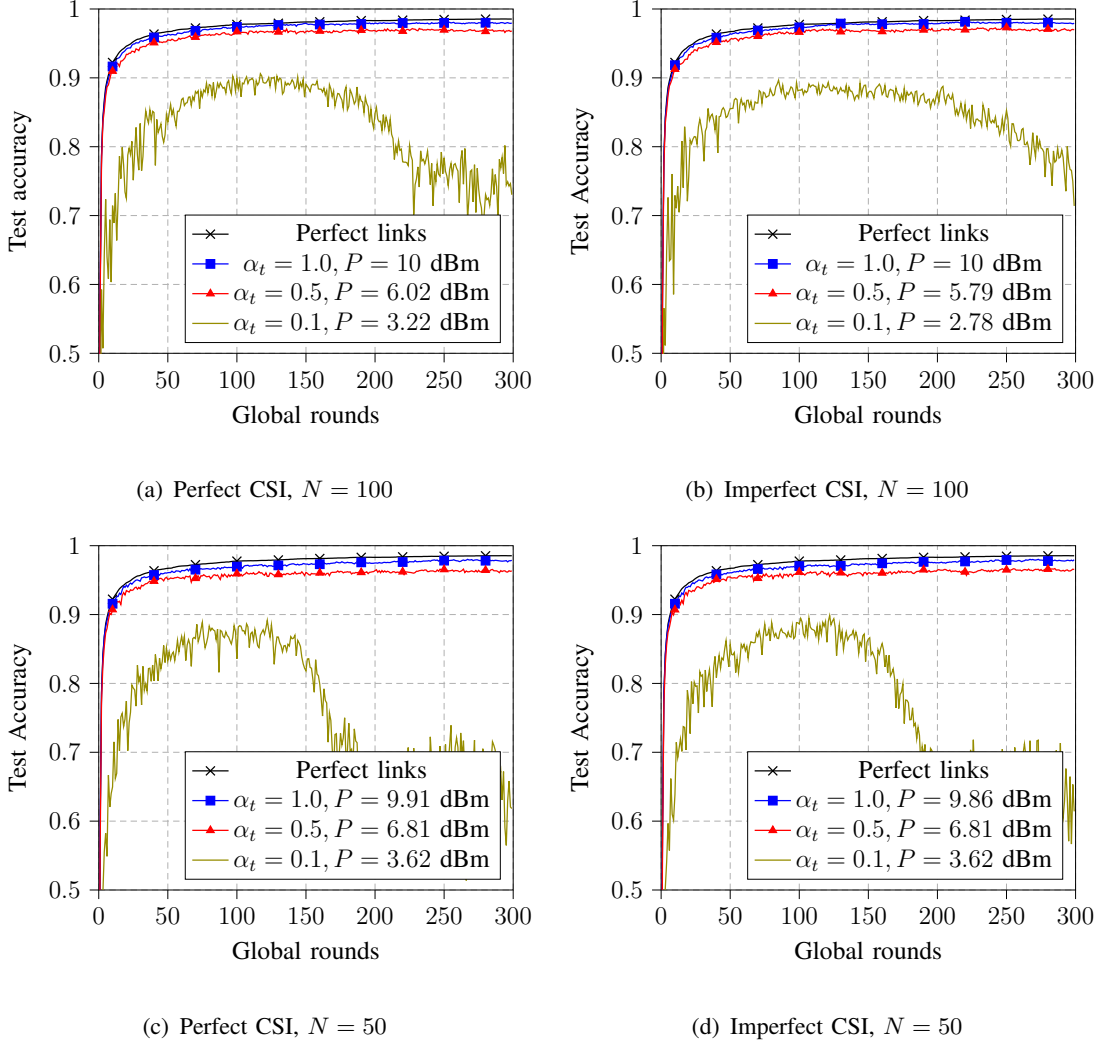


Fig. 2. Test accuracy vs. the number of global iterations using i.i.d. MNIST dataset with $L = 100$, $M = 4$, and $\tau = 12$.

(iii) The stochastic gradient $F'_{n,x_{n,i}^t}(\mathbf{x})$ satisfies

$$\mathbb{E}\|F'_{n,\xi_{n,i}^t}(\mathbf{x})\|^2 \leq G^2, \text{ for all } \mathbf{x} \in \mathbb{R}^d.$$

B. Convergence results

In this section, we establish the convergence rate of the proposed OTA-FL scheme. The proof is provided in Appendix A.

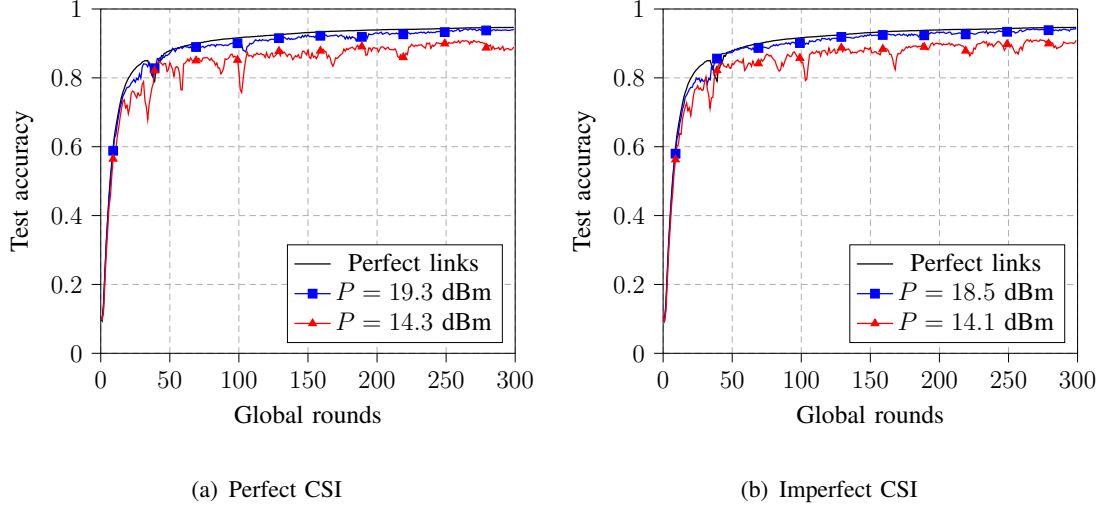


Fig. 3. Test accuracy vs. the number of global iterations using non-i.i.d. MNIST dataset with $\tau = 12$.

Theorem 1. Under Assumption 1, when the step size η_t verifies $0 < \eta_t \leq \min \left\{ 1, \frac{1}{\mu\tau} \right\}$, then

$$\|\boldsymbol{\theta}(T) - \boldsymbol{\theta}^*\|^2 \leq \left(\prod_{t=0}^{T-1} A(t) \right) \|\boldsymbol{\theta}(0) - \boldsymbol{\theta}^*\|^2 + \sum_{t=0}^{T-1} B(t) \prod_{i=t+1}^{T-1} A(i), \quad (22)$$

where

$$A(t) = (1 - \mu\eta_t(\tau - \eta_t(\tau - 1))), \quad (23)$$

$$B(t) = 2\eta_t(\tau - 1)\Gamma + (1 + \mu(1 - \eta_t))\eta_t^2 G^2 \frac{\tau(\tau - 1)(2\tau - 1)}{6} + \eta_t^2(\tau^2 + \tau - 1)G^2 + \left(\frac{2}{N} + \frac{(\tilde{\gamma} + \gamma)}{2N} - \frac{\gamma}{2N^2} \right) \eta_t^2 \tau^2 G^2 + \frac{d}{2N\alpha_t^2} (\kappa + \tilde{\kappa}) \sigma_z^2, \quad (24)$$

with

$$\gamma = \max_{n,n'} \frac{1}{c_n^2} \text{tr}(\mathbf{R}_n \mathbf{D}_n \mathbf{R}_{n'} \mathbf{D}_n)$$

$$\tilde{\gamma} = \max_{n,n'} \frac{1}{c_n^2} \text{tr}(\mathbf{C}_n \mathbf{D}_n \mathbf{R}_{n'} \mathbf{D}_n)$$

$$\kappa = \frac{1}{N} \sum_{n=1}^N \frac{1}{c_n}$$

$$\tilde{\kappa} = \frac{1}{N} \sum_{n=1}^N \frac{1}{c_n^2} \text{tr}(\mathbf{C}_n \mathbf{D}_n).$$

The term $\prod_{t=0}^{T-1} A(t)$ in the bound in (22) measures the decay of the distance to the optimal solution after T rounds with respect to the the initial distance. On the other hand, the term $\sum_{t=0}^{T-1} B(t) \prod_{i=t+1}^{T-1} A(i)$ measures the residual distance to the optimal solution at round T with respect to that of the initial model to the optimal solution. Reducing $A(t)$ may lead to faster convergence but it may result in increasing the value of $B(t)$ and thus higher residual distance. For instance, increasing τ will result in lower value of $A(t)$ and higher value of $B(t)$, thus higher values of τ provide faster convergence but increased residual error. Moreover, the effect of the wireless channel appears in the last two terms of $B(t)$ via the noise variance σ_z^2 and the channel statistics captured by the parameters κ , $\tilde{\kappa}$, γ , and $\tilde{\gamma}$.

We highlight that the effect of the channel estimation error appears in the parameters $\tilde{\gamma}$ and $\tilde{\kappa}$. Specifically, these parameters vanish when perfect CSI is available at the APs since $\mathbf{C}_n = \mathbf{0}$ in this case. Moreover, the parameters γ and κ are directly related to the quality of the wireless channels between the clients and their corresponding APs. For instance, κ which can be rewritten as

$$\kappa = \frac{1}{N} \sum_{n=1}^N \frac{1}{\text{tr}(\mathbf{D}_n \mathbf{R}_n)} = \frac{1}{N} \sum_{n=1}^N \frac{1}{\sum_{\ell \in \mathcal{S}_n} \text{tr}(\mathbf{R}_{n,\ell})},$$

increases when the quality of channel conditions of the clients decreases.

Corollary 1. *Under Assumption 1, when the step size η_t verifies $0 < \eta_t \leq \min \left\{ 1, \frac{1}{\mu\tau} \right\}$, then*

$$\mathbb{E} [F(\boldsymbol{\theta}(T))] - F(\boldsymbol{\theta}^*) \leq \frac{\mathcal{L}}{2} \left(\prod_{t=0}^{T-1} A(t) \right) \|\boldsymbol{\theta}(0) - \boldsymbol{\theta}^*\|^2 + \frac{\mathcal{L}}{2} \sum_{t=0}^{T-1} B(t) \prod_{i=t+1}^{T-1} A(i).$$

Corollary 2. *When $\eta_t = \eta$, $\forall t$ and $\tau = 1$, we have for $0 < \eta \leq \min \left\{ 1, \frac{1}{\mu\tau} \right\}$,*

$$\mathbb{E} [F(\boldsymbol{\theta}(T))] - F(\boldsymbol{\theta}^*) \leq \frac{\mathcal{L}}{2} (1 - \mu\eta)^T (\|\boldsymbol{\theta}(0) - \boldsymbol{\theta}^*\|^2 - A_1) + \frac{\mathcal{L}}{2} A_1,$$

where

$$A_1 = \frac{1}{\mu\eta} \left(\eta^2 G^2 + \left(\frac{2}{N} + \frac{(\tilde{\gamma} + \gamma)}{2N} - \frac{\gamma}{2N^2} \right) \eta^2 G^2 + \frac{d(\kappa + \tilde{\kappa})}{2N\alpha_0^2} \sigma_z^2 \right). \quad (25)$$

Table I
CNN MODELS FOR CLASSIFICATION ON MNIST AND CIFAR10.

MNIST	CIFAR10
5 × 5 conv layer, 32 channels, ReLU activation, same padding	3 × 3 conv layer, 32 channels, ReLU activation, same padding
	3 × 3 conv layer, 32 channels, ReLU activation, same padding
	2 × 2 max pooling
2 × 2 max pooling	dropout with probability 0.2
	3 × 3 conv layer, 64 channels, ReLU activation, same padding
5 × 5 conv layer, 64 channels, ReLU activation, same padding	3 × 3 conv layer, 64 channels, ReLU activation, same padding
	2 × 2 max pooling
	dropout with probability 0.3
2 × 2 max pooling	3 × 3 conv layer, 128 channels, ReLU activation, same padding
	3 × 3 conv layer, 128 channels, ReLU activation, same padding
fully connected layer with 128 units, ReLU activation	2 × 2 max pooling
	dropout with probability 0.4
10 units softmax output layer	10 units softmax output layer

V. NUMERICAL EXPERIMENTS

In this section, we study the performance of the proposed OTA-FL scheme experimentally. We compare also in this section the performance of OTA-FL over cell-free and cellular massive MIMO. We consider two popular classification datasets, MNIST and CIFAR10. For both datasets, convolutional neural network models is deployed as detailed in Table I. The performance is measured in terms of the test accuracy computed using the test dataset.

We consider both i.i.d. and non-i.i.d. data distribution scenarios. For the i.i.d. data distribution, the training set is randomly splitted into N disjoint datasets, each of them is assigned to one client. As for the non-i.i.d. data distribution, the samples from the same class are splitted into $N/10$ disjoint groups (assuming $N \geq 10$ is divisible by 10) and each group is assigned to a

client. Thus, each client has samples from one class only.

In all experiments, we assume that the number of OFDM subcarriers is $S = d/2$, and thus $K = 1$ transmission time slot is needed at every global training round. We note that this assumption has no effect on the learning performance since changing the values of S and K will only change the value of the average power constraint P . We adopt the cell-free massive MIMO architecture proposed in [10], including the algorithms proposed for pilot assignment, UT-AP association and channel estimation. The values of the channel parameters are summarized in Table II.

In all experiments, the convergence is reported for $T = 300$ global iterations. For the MNIST dataset, the learning rate is fixed to $\eta_t = 0.01$ and the batch size to $|\xi_{n,i}^t| = 50$ while the learning rate is set to $\eta_t = 0.005$ and the batch size to $|\xi_{n,i}^t| = 500$ for the CIFAR10 dataset. For sake of comparison, we plot the performance of the FL process when perfect communication links between the clients and the CS are available. In such a scenario, the CS receives $\Delta\theta(t) = \frac{1}{N} \sum_{n=1}^N \Delta\theta_n(t)$ without distortions. This will serve as a benchmark to assess the proposed OTA-FL scheme. Moreover, in all experiments, we assume that the clients use single-antenna wireless devices.

In Fig. 2, we plot the performance the proposed implementation based on MNIST i.i.d. dataset for different values of N . In this experiment, the number of APs is $L = 100$ each equipped with $M = 4$ antennas and randomly distributed in a square area of size 2×2 km. The performance of both perfect and imperfect CSI scenarios is reported. We note that the performance of the OTA-FL scheme approaches the performance of error free links for small values of the power constraint P , such as $P = 10$ dBm. This illustrates the success of the proposed OTA-FL over cell-free massive MIMO and highlights the advantages that the latter can bring in terms of energy efficiency. We remark also that the choice of α_t is very important to ensure convergence as sufficiently small values of α_t lead to poor performance.

Considering the same settings as in Fig. 2, we report in Fig. 3 the performance of the proposed OTA-FL scheme on non-i.i.d. MNIST dataset. As expected, the convergence is guaranteed for

sufficient values of the power constraint and approaches that of error free links. The gap in performance compared to Fig. 2 is due the non-i.i.d. data distributions at the clients. This was predicted by the theoretical analysis where the learning error depends on the heterogeneity of the data.

In the third experiment, we compare the performance OTA-FL on cell-free massive MIMO and cellular massive MIMO. We consider $N = 25$ clients uniformly distributed in a 500×500 m square coverage area. For cell-free massive MIMO, we consider $L = 25$ APs, each equipped with $M = 4$ antennas, and randomly distributed in the coverage area. As for the cellular massive MIMO, the clients communicate with a single BS placed in the center of the square coverage area and equipped with $\tilde{M} = 100$ antennas. We note that for both systems, the number of antennas is the same to ensure a fair comparison. We plot in Fig. 4 the performance of both systems based on iid MNIST dataset for the same value of the power scaling parameter α_t . From the figure, the performance of cell-free massive MIMO based OTA-FL is better for a lower value of the power constraint. For example, with $P = 4.47$ dBm, cell-free massive MIMO based OTA-FL provides better performance than cellular OTA-FL with $P = 13.6$ dBm. This highlights the benefits of cell-free massive MIMO in terms of energy efficiency. We note also from Fig. 4.b, that for the same value of the power scaling factor, cellular massive MIMO fails to reach convergence while cell-free massive MIMO guarantees an acceptable performance.

In Fig. 5, we consider the more challenging CIFAR10 dataset. We report the performance of the proposed OTA-FL scheme for different values of the power scaling factor α_t . Similarly to the MNIST experiment, the proposed implementation guarantees near optimal performance while requiring low transmit power at the clients.

VI. CONCLUSION

In this paper, we have studied the performance of OTA-FL over scalable cell-free massive MIMO. Specifically, we have proposed a practical implementation that is shown to be convergent.

Table II
CHANNEL PARAMETERS.

Noise figure	7dB
Subcarrier bandwidth B	15kHz
Noise spectral density	-174 dBm/Hz
Pathloss exponent	3.76
Standard deviation of shadowing	10

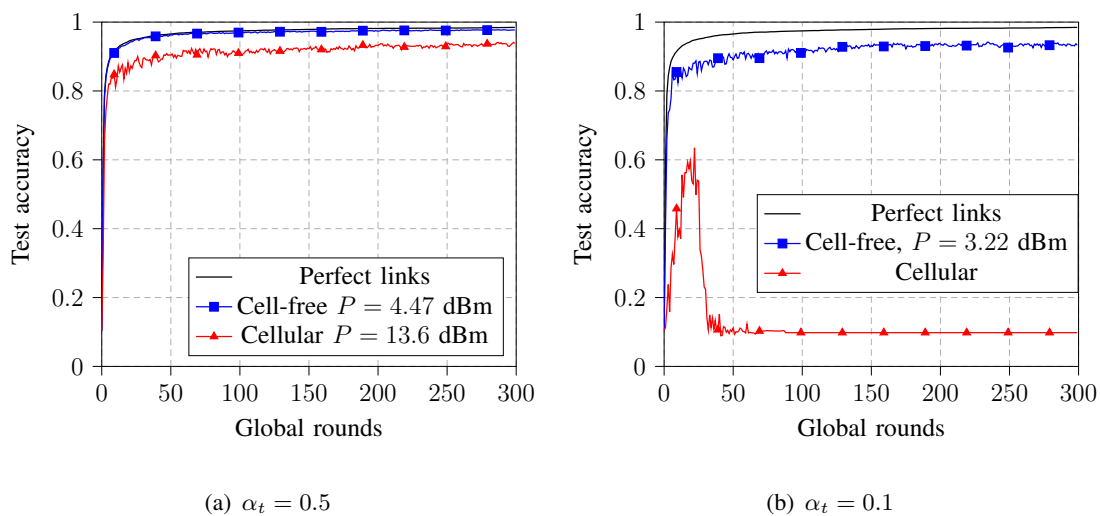


Fig. 4. Test accuracy vs. the number of global iterations using i.i.d. MNIST dataset with $\tau = 12$. Comparison between cellular and cell-free massive MIMO.

The performance of the proposed implementation is studied analytically and experimentally, showing the advantages that cell-free massive MIMO can bring for OTA-FL. We have also compared the proposed scheme with cellular massive MIMO based OTA-FL, where we have shown that the proposed implementation requires significantly lower energy to reach convergence. Future related research directions include studying different receiving techniques, such as MMSE receiver, and investigating the convergence of second-order FL techniques, such as ADMM FL,

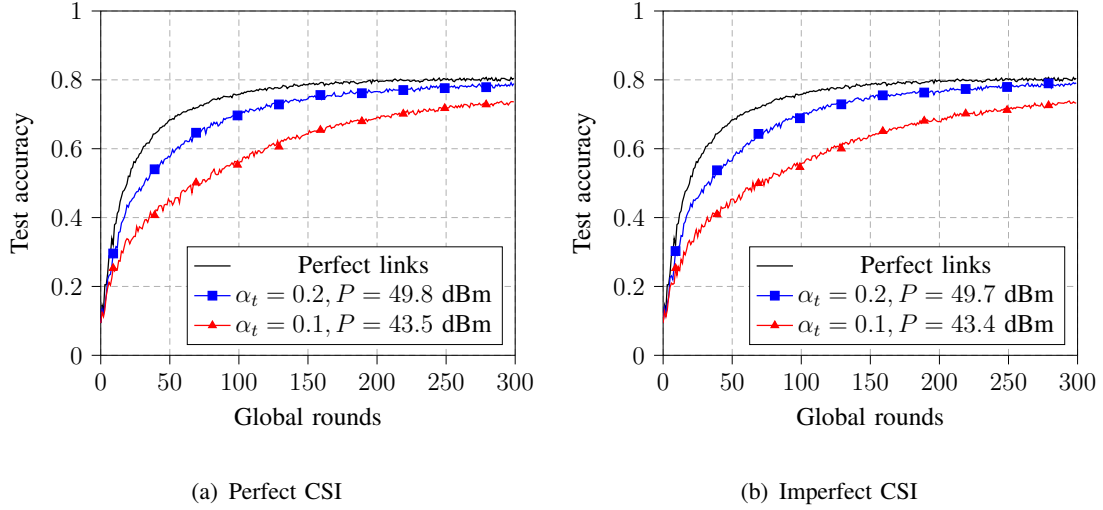


Fig. 5. Test accuracy vs. the number of global iterations using i.i.d. CIFAR10 dataset for $N = 20$ and $\tau = 5$.

in this context.

APPENDIX A

PROOF OF THEOREM 1

As mentioned in Section IV, we assume without loss of generality that $d = 2S$, which implies $K = 1$ and thus we drop the dependency on k for ease of notations. The received signal in (10) can be rewritten as follows

$$y^s(t) = \sum_{p=1}^4 y_p^s(t), \quad (26)$$

where

$$y_1^s(t) = \frac{\alpha_t}{N} \sum_{n=1}^N \frac{\mathbf{h}_n^s(t)^H \mathbf{D}_n \mathbf{h}_n^s(t)}{c_n} \left(\Delta\theta_{n,s}(t) + j\Delta\theta_{n,s+\frac{d}{2}}(t) \right) \quad (27a)$$

$$y_2^s(t) = \frac{\alpha_t}{N} \sum_{n=1}^N \sum_{\substack{n'=1 \\ n' \neq n}}^N \frac{\mathbf{h}_n^s(t)^H \mathbf{D}_n \mathbf{h}_{n'}^s(t)}{c_n} \left(\Delta\theta_{n',s}(t) + j\Delta\theta_{n',s+\frac{d}{2}}(t) \right) \quad (27b)$$

$$y_3^s(t) = \frac{\alpha_t}{N} \sum_{n=1}^N \sum_{n'=1}^N \frac{\tilde{\mathbf{h}}_n^s(t)^H \mathbf{D}_n \mathbf{h}_{n'}^s(t)}{c_n} \left(\Delta\theta_{n',s}(t) + j\Delta\theta_{n',s+\frac{d}{2}}(t) \right) \quad (27c)$$

$$y_4^s(t) = \frac{1}{N} \sum_{n=1}^N \frac{\left(\mathbf{h}_n^s(t) + \tilde{\mathbf{h}}_n^s(t)\right)^H \mathbf{D}_n \mathbf{z}^s(t)}{c_n}. \quad (27d)$$

Accordingly, we define for $p \in [4]$

$$\Delta \hat{\theta}_{p,i}(t) = \begin{cases} \frac{\text{Re}(y_p^i(t))}{\alpha t}, & \text{if } 1 \leq i \leq d/2, \\ \frac{\text{Im}(y_p^{i-d/2}(t))}{\alpha t}, & \text{if } d/2 + 1 \leq i \leq d, \end{cases} \quad (28)$$

and the estimate of the i -the entry of the global model update can be written as

$$\Delta \hat{\theta}_i(t) = \sum_{p=1}^4 \Delta \hat{\theta}_{p,i}(t).$$

Define $\boldsymbol{\nu}(t)$ as

$$\boldsymbol{\nu}(t+1) = \boldsymbol{\theta}(t) + \Delta \boldsymbol{\theta}(t),$$

where

$$\Delta \boldsymbol{\theta}(t) = \frac{1}{N} \sum_{n=1}^N \Delta \boldsymbol{\theta}_n(t).$$

Recall that

$$\boldsymbol{\theta}(t+1) = \boldsymbol{\theta}(t) + \Delta \hat{\boldsymbol{\theta}}(t).$$

The objective is to bound $\mathbb{E} \|\boldsymbol{\theta}(t+1) - \boldsymbol{\theta}^*\|^2$, where the expectation is taken over all randomness, namely the channels, the channel estimation error, the noise, and the stochastic gradients. We start by rewriting $\|\boldsymbol{\theta}(t+1) - \boldsymbol{\theta}^*\|^2$ as

$$\begin{aligned} \|\boldsymbol{\theta}(t+1) - \boldsymbol{\theta}^*\|^2 &= \|\boldsymbol{\theta}(t+1) - \boldsymbol{\nu}(t+1) + \boldsymbol{\nu}(t+1) - \boldsymbol{\theta}^*\|^2 \\ &= \|\boldsymbol{\theta}(t+1) - \boldsymbol{\nu}(t+1)\|^2 + \|\boldsymbol{\nu}(t+1) - \boldsymbol{\theta}^*\|^2 \\ &\quad + 2 \langle \boldsymbol{\theta}(t+1) - \boldsymbol{\nu}(t+1), \boldsymbol{\nu}(t+1) - \boldsymbol{\theta}^* \rangle. \end{aligned} \quad (29)$$

It takes no effort to verify that

$$\mathbb{E} \langle \boldsymbol{\theta}(t+1) - \boldsymbol{\nu}(t+1), \boldsymbol{\nu}(t+1) - \boldsymbol{\theta}^* \rangle = \mathbb{E} \langle \Delta \hat{\boldsymbol{\theta}}(t) - \Delta \boldsymbol{\theta}(t), \boldsymbol{\theta}(t) + \Delta \boldsymbol{\theta}(t) - \boldsymbol{\theta}^* \rangle = 0,$$

where the last result is obtained by noting that the local model updates at global round t are independent of the channels and noise during the same global round, and the expectation over $\mathbf{h}_n^s(t)$, $\tilde{\mathbf{h}}_n^s(t)$, and $\mathbf{z}^s(t)$ of $\Delta\hat{\boldsymbol{\theta}}(t)$ is $\mathbb{E}\Delta\hat{\boldsymbol{\theta}}(t) = \Delta\boldsymbol{\theta}(t)$.

It remains to bound the first two terms of the RHS of (29), which is the objective of the following two lemmas.

Lemma 2.

$$\mathbb{E} \|\boldsymbol{\theta}(t+1) - \boldsymbol{\nu}(t+1)\|^2 \leq \left(\frac{2}{N} + \frac{(\gamma + \tilde{\gamma})}{2N} - \frac{\gamma}{2N^2} \right) \eta_t^2 \tau^2 G^2 + \frac{d}{2N\alpha_t^2} (\kappa + \tilde{\kappa}) \sigma_z^2. \quad (30)$$

Proof: See Appendix B. ■

Lemma 3.

$$\mathbb{E} \|\boldsymbol{\nu}(t+1) - \boldsymbol{\theta}^*\|^2 \leq (1 - \mu\eta_t(\tau - \eta_t(\tau - 1))) \mathbb{E} \|\boldsymbol{\theta}(t) - \boldsymbol{\theta}^*\|^2 + 2\eta_t(\tau - 1)\Gamma \quad (31)$$

$$+ (1 + \mu(1 - \eta_t)) \eta_t^2 G^2 \frac{\tau(\tau - 1)(2\tau - 1)}{6} + \eta_t^2 (\tau^2 + \tau - 1) G^2. \quad (32)$$

Proof: The proof is classical in the convergence analysis of FL since the terms involved do not depend on the transmission scheme and can be found in several papers in literature such as [15], [30]. ■

APPENDIX B

PROOF OF LEMMA 2

First, we have

$$\mathbb{E} \|\boldsymbol{\theta}(t+1) - \boldsymbol{\nu}(t+1)\|^2 = \mathbb{E} \left\| \Delta\hat{\boldsymbol{\theta}}(t) - \Delta\boldsymbol{\theta}(t) \right\|^2 = \sum_{i=1}^d \mathbb{E} \left(\Delta\hat{\theta}_i(t) - \Delta\theta_i(t) \right)^2,$$

where $\Delta\theta_i(t)$ is the i -th entry of $\Delta\boldsymbol{\theta}(t)$. Note that

$$\Delta\hat{\theta}_i(t) = \sum_{p=1}^4 \Delta\hat{\theta}_{i,p}(t),$$

where $\Delta\widehat{\theta}_{i,p}(t)$, $p \in [4]$, are defined in (27). Given that the channels and the noise are independent of the model updates at the global round t , it can be easily seen that

$$\mathbb{E} \left(\Delta\widehat{\theta}_i(t) - \Delta\theta_i(t) \right)^2 = \mathbb{E} \left(\Delta\widehat{\theta}_{i,1}(t) - \Delta\theta_i(t) \right)^2 + \sum_{p=2}^4 \mathbb{E} \left(\Delta\widehat{\theta}_{i,p}(t) \right)^2.$$

Lemma 4.

$$\sum_{i=1}^d \mathbb{E} \left(\Delta\widehat{\theta}_{i,1}(t) - \Delta\theta_i(t) \right)^2 \leq \frac{\gamma}{N^2} \sum_{n=1}^N \mathbb{E} \|\Delta\boldsymbol{\theta}_n(t)\|^2, \quad (33)$$

with $\gamma = \max_{n,n'} \frac{1}{c_n^2} \text{tr}(\mathbf{R}_n \mathbf{D}_n \mathbf{R}_{n'} \mathbf{D}_{n'})$.

Proof: First, substituting $\Delta\widehat{\theta}_{i,1}(t)$ by its expression, we have for $1 \leq i \leq d/2$

$$\begin{aligned} \mathbb{E} \left[\left(\Delta\widehat{\theta}_{i,1}(t) - \Delta\theta_i(t) \right)^2 \right] &= \mathbb{E} \left[\left(\frac{1}{N} \sum_{n=1}^N \left(\frac{1}{c_n} \mathbf{h}_n^i(t)^H \mathbf{D}_n \mathbf{h}_n^i(t) - 1 \right) \Delta\theta_{n,i}(t) \right)^2 \right] \\ &\stackrel{(a)}{=} \frac{1}{N^2} \sum_{n=1}^N \mathbb{E} \left[\left(\frac{1}{c_n} \mathbf{h}_n^i(t)^H \mathbf{D}_n \mathbf{h}_n^i(t) - 1 \right)^2 (\Delta\theta_{n,i}(t))^2 \right] \\ &\stackrel{(b)}{=} \frac{1}{N^2} \sum_{n=1}^N \frac{\text{tr}(\mathbf{R}_n \mathbf{D}_n \mathbf{R}_n \mathbf{D}_n)}{c_n^2} \mathbb{E} (\Delta\theta_{n,i}(t))^2 \\ &\stackrel{(c)}{\leq} \frac{\gamma}{N^2} \sum_{n=1}^N \mathbb{E} (\Delta\theta_{n,i}(t))^2, \end{aligned} \quad (34)$$

where (a) follows from the independence of channel vectors $\mathbf{h}_n^i(t)$ from each other and from the model updates at global round t , and by noting that $\frac{1}{c_n} \mathbb{E} \mathbf{h}_n^i(t)^H \mathbf{D}_n \mathbf{h}_n^i(t) = 1$, $\forall n$. (b) is obtained by computing the expectations over the channels as follows

$$\begin{aligned} \mathbb{E} \left(\frac{1}{c_n} \mathbf{h}_n^i(t)^H \mathbf{D}_n \mathbf{h}_n^i(t) - 1 \right)^2 &= \mathbb{E} \left(\frac{1}{c_n} \mathbf{h}_n^i(t)^H \mathbf{D}_n \mathbf{h}_n^i(t) \right)^2 - 2 \mathbb{E} \left(\frac{1}{c_n} \mathbf{h}_n^i(t)^H \mathbf{D}_n \mathbf{h}_n^i(t) \right) + 1 \\ &= \frac{\text{tr}(\mathbf{R}_n \mathbf{D}_n \mathbf{R}_n \mathbf{D}_n) + (\text{tr}(\mathbf{R}_n \mathbf{D}_n))^2}{c_n^2} - \frac{2 \text{tr}(\mathbf{R}_n \mathbf{D}_n)}{c_n} + 1 \\ &= \frac{\text{tr}(\mathbf{R}_n \mathbf{D}_n \mathbf{R}_n \mathbf{D}_n)}{c_n^2}. \end{aligned}$$

And (c) follows from the definition of γ . Similarly, we obtain for $d/2 + 1 \leq i \leq d$,

$$\mathbb{E} \left[\left(\Delta\widehat{\theta}_{i,1}(t) - \Delta\theta_i(t) \right)^2 \right] = \mathbb{E} \left[\left(\frac{1}{N} \sum_{n=1}^N \left(\frac{1}{c_n} \mathbf{h}_n^{i-d/2}(t)^H \mathbf{D}_n \mathbf{h}_n^{i-d/2}(t) - 1 \right) \Delta\theta_{n,i}(t) \right)^2 \right]$$

$$\leq \frac{\gamma}{N^2} \sum_{n=1}^N \mathbb{E} (\Delta\theta_{n,i}(t))^2. \quad (35)$$

Lemma 4 follows readily from (34) and (35). ■

Lemma 5.

$$\sum_{i=1}^d \mathbb{E} \left[\left(\Delta\hat{\theta}_{i,2}(t) \right)^2 \right] \leq \frac{\gamma(N-1)}{N^2} \sum_{n=1}^N \mathbb{E} \|\Delta\boldsymbol{\theta}_n(t)\|^2 \quad (36)$$

with $\gamma = \max_{n,n'} \frac{1}{c_n^2} \text{tr}(\mathbf{R}_n \mathbf{D}_n \mathbf{R}_{n'} \mathbf{D}_{n'})$.

Proof: For $1 \leq i \leq d/2$, replacing $\Delta\hat{\theta}_{i,2}(t)$ by its expression given in (28), we have

$$\begin{aligned} \mathbb{E} \left[\left(\Delta\hat{\theta}_{i,2}(t) \right)^2 \right] &= \mathbb{E} \left[\left(\frac{1}{N} \sum_{n=1}^N \sum_{\substack{n'=1 \\ n' \neq n}}^N \text{Re} \left\{ \left(\frac{1}{c_n} \mathbf{h}_n^i(t)^H \mathbf{D}_n \mathbf{h}_{n'}^i(t) \right) (\Delta\theta_{n',i}(t) + j\Delta\theta_{n',i+d/2}(t)) \right\} \right)^2 \right] \\ &\stackrel{(a)}{=} \mathbb{E} \left[\frac{1}{N^2} \sum_{n=1}^N \sum_{\substack{n'=1 \\ n' \neq n}}^N \left(\text{Re} \left\{ \left(\frac{1}{c_n} \mathbf{h}_n^i(t)^H \mathbf{D}_n \mathbf{h}_{n'}^i(t) \right) (\Delta\theta_{n',i}(t) + j\Delta\theta_{n',i+d/2}(t)) \right\} \right)^2 \right. \\ &\quad + \text{Re} \left\{ \left(\frac{1}{c_n} \mathbf{h}_n^i(t)^H \mathbf{D}_n \mathbf{h}_{n'}^i(t) \right) (\Delta\theta_{n',i}(t) + j\Delta\theta_{n',i+d/2}(t)) \right\} \\ &\quad \left. \text{Re} \left\{ \left(\frac{1}{c_{n'}} \mathbf{h}_{n'}^i(t)^H \mathbf{D}_{n'} \mathbf{h}_n^i(t) \right) (\Delta\theta_{n,i}(t) + j\Delta\theta_{n,i+d/2}(t)) \right\} \right] \\ &\stackrel{(b)}{=} \mathbb{E} \left[\frac{1}{2N^2} \sum_{n=1}^N \sum_{\substack{n'=1 \\ n' \neq n}}^N \frac{1}{c_n^2} \text{tr}(\mathbf{R}_n \mathbf{D}_n \mathbf{R}_{n'} \mathbf{D}_{n'}) (\Delta\theta_{n',i}(t)^2 + \Delta\theta_{n',i+d/2}(t)^2) \right. \\ &\quad \left. + \frac{1}{c_n c_{n'}} \text{tr}(\mathbf{R}_n \mathbf{D}_n \mathbf{R}_{n'} \mathbf{D}_{n'}) (\Delta\theta_{n,i}(t) \Delta\theta_{n',i}(t) - \Delta\theta_{n,i+d/2}(t) \Delta\theta_{n',i+d/2}(t)) \right] \end{aligned}$$

where (a) follows from the independence of the channels $\mathbf{h}_n^i(t)$, $\forall n, i$, and (b) is obtained by taking the expectation over the channels. Similarly, for $d/2 + 1 \leq i \leq d$, following the same steps, we get

$$\mathbb{E} \left[\left(\Delta\hat{\theta}_{i,2}(t) \right)^2 \right] = \mathbb{E} \left[\left(\frac{1}{N} \sum_{n=1}^N \sum_{\substack{n'=1 \\ n' \neq n}}^N \text{Im} \left\{ \left(\frac{1}{c_n} \mathbf{h}_n^i(t)^H \mathbf{D}_n \mathbf{h}_{n'}^i(t) \right) (\Delta\theta_{n',i-d/2}(t) + j\Delta\theta_{n',i}(t)) \right\} \right)^2 \right)$$

$$\begin{aligned}
&= \mathbb{E} \left[\frac{1}{N^2} \sum_{n=1}^N \sum_{\substack{n'=1 \\ n' \neq n}}^N \left(\text{Im} \left\{ \left(\frac{1}{c_n} \mathbf{h}_n^i(t)^H \mathbf{D}_n \mathbf{h}_{n'}^i(t) \right) (\Delta\theta_{n',i-d/2}(t) + j\Delta\theta_{n',i}(t)) \right\} \right)^2 \right. \\
&\quad + \text{Im} \left\{ \left(\frac{1}{c_n} \mathbf{h}_n^i(t)^H \mathbf{D}_n \mathbf{h}_{n'}^i(t) \right) (\Delta\theta_{n',i-d/2}(t) + j\Delta\theta_{n',i}(t)) \right\} \\
&\quad \left. \text{Im} \left\{ \left(\frac{1}{c_{n'}} \mathbf{h}_{n'}^i(t)^H \mathbf{D}_{n'} \mathbf{h}_n^i(t) \right) (\Delta\theta_{n,i-d/2}(t) + j\Delta\theta_{n,i}(t)) \right\} \right] \\
&= \mathbb{E} \left[\frac{1}{2N^2} \sum_{n=1}^N \sum_{\substack{n'=1 \\ n' \neq n}}^N \left(\frac{1}{c_n^2} \text{tr}(\mathbf{R}_n \mathbf{D}_n \mathbf{R}_{n'} \mathbf{D}_n) (\Delta\theta_{n',i-d/2}(t)^2 + \Delta\theta_{n',i}(t)^2) \right. \right. \\
&\quad \left. \left. + \frac{1}{c_n c_{n'}} \text{tr}(\mathbf{R}_n \mathbf{D}_n \mathbf{R}_{n'} \mathbf{D}_{n'}) (\Delta\theta_{n,i}(t) \Delta\theta_{n',i}(t) - \Delta\theta_{n,i-d/2}(t) \Delta\theta_{n',i-d/2}(t)) \right) \right].
\end{aligned}$$

Summing over all $i \in [d]$, it follows that

$$\begin{aligned}
\sum_{i=1}^d \mathbb{E} \left[\left(\Delta\hat{\theta}_{i,2}(t) \right)^2 \right] &= \frac{1}{N^2} \sum_{n=1}^N \sum_{\substack{n'=1 \\ n' \neq n}}^N \frac{1}{c_n^2} \text{tr}(\mathbf{R}_{n'} \mathbf{D}_n \mathbf{R}_n \mathbf{D}_n) \mathbb{E} \|\Delta\boldsymbol{\theta}_n(t)\|^2 \\
&\leq \frac{\gamma(N-1)}{N^2} \sum_{n=1}^N \mathbb{E} \|\Delta\boldsymbol{\theta}_n(t)\|^2,
\end{aligned}$$

where the last inequality follows from the definition γ . ■

Lemma 6.

$$\sum_{i=1}^d \mathbb{E} \left[\left(\Delta\hat{\theta}_{i,3}(t) \right)^2 \right] \leq \frac{\tilde{\gamma}}{N} \sum_{n=1}^N \mathbb{E} \|\Delta\boldsymbol{\theta}_n(t)\|^2, \quad (37)$$

where $\tilde{\gamma} = \max_{n,n'} \frac{1}{c_n^2} \text{tr}(\mathbf{C}_n \mathbf{D}_n \mathbf{R}_{n'} \mathbf{D}_n)$.

Proof: Applying the same techniques as in the proof of the previous lemma, we have for

$1 \leq i \leq d/2$,

$$\begin{aligned}
\mathbb{E} \left[\left(\Delta\hat{\theta}_{i,3}(t) \right)^2 \right] &= \mathbb{E} \left[\left(\frac{\alpha_t}{N} \sum_{n=1}^N \sum_{n'=1}^N \text{Re} \left\{ \frac{\tilde{\mathbf{h}}_n^i(t)^H \mathbf{D}_n \mathbf{h}_{n'}^i(t)}{c_n} (\Delta\theta_{n',i}(t) + j\Delta\theta_{n',i+\frac{d}{2}}(t)) \right\} \right) \right]^2 \\
&\stackrel{(a)}{=} \mathbb{E} \left[\frac{\alpha_t}{N} \sum_{n=1}^N \sum_{n'=1}^N \left(\text{Re} \left\{ \frac{\tilde{\mathbf{h}}_n^i(t)^H \mathbf{D}_n \mathbf{h}_{n'}^i(t)}{c_n} (\Delta\theta_{n',i}(t) + j\Delta\theta_{n',i+\frac{d}{2}}(t)) \right\} \right) \right]^2
\end{aligned}$$

$$\stackrel{(b)}{=} \mathbb{E} \left[\frac{1}{2N^2} \sum_{n=1}^N \sum_{n'=1}^N \frac{1}{c_n^2} \text{tr}(\mathbf{C}_n \mathbf{D}_n \mathbf{R}_{n'} \mathbf{D}_n) (\Delta\theta_{n',i}(t)^2 + \Delta\theta_{n',i+d/2}(t)^2) \right].$$

Similarly, for $d/2 + 1 \leq i \leq d$,

$$\mathbb{E} \left[\left(\Delta\hat{\theta}_{i,3}(t) \right)^2 \right] = \mathbb{E} \left[\frac{1}{2N^2} \sum_{n=1}^N \sum_{n'=1}^N \frac{1}{c_n^2} \text{tr}(\mathbf{C}_n \mathbf{D}_n \mathbf{R}_{n'} \mathbf{D}_n) (\Delta\theta_{n',i-d/2}(t)^2 + \Delta\theta_{n',i}(t)^2) \right].$$

Summing over $i \in [d]$, we get

$$\begin{aligned} \sum_{i=1}^d \mathbb{E} \left[\left(\Delta\hat{\theta}_{i,3}(t) \right)^2 \right] &= \frac{1}{N^2} \sum_{n=1}^N \sum_{n'=1}^N \frac{1}{c_n^2} \text{tr}(\mathbf{C}_n \mathbf{D}_n \mathbf{R}_{n'} \mathbf{D}_n) \mathbb{E} \|\Delta\boldsymbol{\theta}_n(t)\|^2 \\ &\leq \frac{\tilde{\gamma}}{N} \sum_{n=1}^N \mathbb{E} \|\Delta\boldsymbol{\theta}_n(t)\|^2. \end{aligned}$$

■

Lemma 7.

$$\sum_{i=1}^d \mathbb{E} \left[\left(\Delta\hat{\theta}_{i,4}(t) \right)^2 \right] \leq \frac{d}{2N\alpha_t^2} (\kappa + \tilde{\kappa}) \sigma_z^2, \quad (38)$$

with $\kappa = \frac{1}{N} \sum_{n=1}^N \frac{1}{c_n}$ and $\tilde{\kappa} = \frac{1}{N} \sum_{n=1}^N \frac{\text{tr}(\mathbf{C}_n \mathbf{D}_n)}{c_n^2}$.

Proof: For $1 \leq i \leq d/2$, we have

$$\begin{aligned} \mathbb{E} \left[\left(\Delta\hat{\theta}_{i,4}(t) \right)^2 \right] &= \mathbb{E} \left(\frac{1}{N\alpha_t} \sum_{n=1}^N \text{Re} \left\{ \frac{\left(\mathbf{h}_n^i(t) + \tilde{\mathbf{h}}_n^i(t) \right)^H \mathbf{D}_n \mathbf{z}^i(t)}{c_n} \right\} \right)^2 \\ &\stackrel{(a)}{=} \mathbb{E} \frac{1}{N^2 \alpha_t^2} \sum_{n=1}^N \frac{1}{c_n^2} \left(\text{Re} \{ \mathbf{h}_n^i(t)^H \mathbf{D}_n \mathbf{z}^i(t) \} \right)^2 + \left(\text{Re} \{ \tilde{\mathbf{h}}_n^i(t)^H \mathbf{D}_n \mathbf{z}^i(t) \} \right)^2 \\ &\stackrel{(b)}{=} \frac{1}{2N\alpha_t^2} (\kappa + \tilde{\kappa}) \sigma_z^2, \end{aligned}$$

where (a) follows from the independence of the channels $\mathbf{h}_n^i(t)$, the channels error $\tilde{\mathbf{h}}_n^i(t)$ and the noise, and (b) follows from

$$\begin{aligned} \frac{1}{c_n^2} \mathbb{E} \left(\text{Re} \{ \mathbf{h}_n^i(t)^H \mathbf{D}_n \mathbf{z}^i(t) \} \right)^2 &= \frac{\sigma_z^2}{2c_n^2} \text{tr}(\mathbf{R}_n \mathbf{D}_n) = \frac{\sigma_z^2}{2c_n}, \\ \frac{1}{c_n^2} \mathbb{E} \left(\text{Re} \{ \tilde{\mathbf{h}}_n^i(t)^H \mathbf{D}_n \mathbf{z}^i(t) \} \right)^2 &= \frac{\sigma_z^2}{2c_n^2} \text{tr}(\mathbf{C}_n \mathbf{D}_n). \end{aligned}$$

Similar analysis yields for for $d/2 + 1 \leq i \leq d$

$$\mathbb{E} \left[\left(\Delta \hat{\theta}_{i,4}(t) \right)^2 \right] = \frac{1}{2N\alpha_t^2} (\kappa + \tilde{\kappa}) \sigma_z^2.$$

■

Combining the results of Lemmas 4-7, it follows that

$$\begin{aligned} \mathbb{E} \|\boldsymbol{\theta}(t+1) - \boldsymbol{\nu}(t+1)\|^2 &\leq \frac{\gamma + \tilde{\gamma}}{N} \sum_{n=1}^N \mathbb{E} \|\Delta \boldsymbol{\theta}_n(t)\|^2 + \frac{d}{2N\alpha_t^2} (\kappa + \tilde{\kappa}) \sigma_z^2 \\ &\leq \frac{\gamma + \tilde{\gamma}}{N} \eta_t^2 \tau^2 G^2 + \frac{d}{2N\alpha_t^2} (\kappa + \tilde{\kappa}) \sigma_z^2, \end{aligned} \quad (39)$$

where the last result follows from

$$\mathbb{E} \|\Delta \boldsymbol{\theta}_n(t)\|^2 = \mathbb{E} \left\| \sum_{i=0}^{\tau-1} \eta_t F'_{n,\xi_{n,i}^t}(\boldsymbol{\theta}_i^n(t)) \right\|^2 \leq \eta_t^2 \tau \sum_{i=0}^{\tau-1} \left\| F'_{n,\xi_{n,i}^t}(\boldsymbol{\theta}_i^n(t)) \right\|^2 \leq \eta_t^2 \tau^2 G^2. \quad (40)$$

REFERENCES

- [1] B. McMahan, E. Moore, D. Ramage, S. Hampson, and B. A. y. Arcas, "Communication-efficient learning of deep networks from decentralized data," in *Proc. AISTATS*, vol. 54, 2017, pp. 1273–1282.
- [2] P. Kairouz, H. B. McMahan, B. Avent, A. Bellet, M. Bennis, A. N. Bhagoji, K. Bonawitz, Z. Charles, G. Cormode, R. Cummings *et al.*, "Advances and open problems in federated learning," *Foundations and Trends® in Machine Learning*, vol. 14, no. 1–2, pp. 1–210, 2021.
- [3] Z. Qin, G. Ye Li, and H. Ye, "Federated learning and wireless communications," *IEEE Wireless Commun.*, pp. 1–7, 2021.
- [4] K. Yang, T. Jiang, Y. Shi, and Z. Ding, "Federated learning via over-the-air computation," *IEEE Trans. Wireless Commun.*, vol. 19, no. 3, pp. 2022–2035, 2020.
- [5] M. M. Amiri and D. Gündüz, "Federated learning over wireless fading channels," *IEEE Trans. Wireless Commun.*, vol. 19, no. 5, pp. 3546–3557, 2020.
- [6] A. Elgabli, J. Park, C. B. Issaid, and M. Bennis, "Harnessing wireless channels for scalable and privacy-preserving federated learning," *IEEE Trans. Commun.*, vol. 69, no. 8, pp. 5194–5208, 2021.
- [7] M. Matthaiou, O. Yurduseven, H. Q. Ngo, D. Morales-Jimenez, S. L. Cotton, and V. F. Fusco, "The road to 6G: Ten physical layer challenges for communications engineers," *IEEE Commun. Mag.*, vol. 59, no. 1, pp. 64–69, 2021.
- [8] G. Interdonato, E. Björnson, H. Quoc Ngo, P. Frenger, and E. G. Larsson, "Ubiquitous cell-free massive MIMO communications," *EURASIP J. Wireless Commun. and Netw.*, vol. 2019, no. 1, pp. 1–13, 2019.
- [9] H. He, X. Yu, J. Zhang, S. Song, and K. B. Letaief, "Cell-free massive MIMO for 6g wireless communication networks," *Journal of Communications and Information Networks*, vol. 6, no. 4, pp. 321–335, 2021.

- [10] E. Björnson and L. Sanguinetti, “Scalable cell-free massive MIMO systems,” *IEEE Trans. Commun.*, vol. 68, no. 7, pp. 4247–4261, 2020.
- [11] S. Venkatesan, A. Lozano, and R. Valenzuela, “Network MIMO: Overcoming intercell interference in indoor wireless systems,” in *Proc. Asilomar*, 2007, pp. 83–87.
- [12] D. Gesbert, S. Hanly, H. Huang, S. Shamai Shitz, O. Simeone, and W. Yu, “Multi-cell MIMO cooperative networks: A new look at interference,” *IEEE J. Sel. Areas Commun.*, vol. 28, no. 9, pp. 1380–1408, 2010.
- [13] N. H. Tran, W. Bao, A. Zomaya, M. N. Nguyen, and C. S. Hong, “Federated learning over wireless networks: Optimization model design and analysis,” in *Proc. INFOCOM*, 2019, pp. 1387–1395.
- [14] G. Zhu, Y. Wang, and K. Huang, “Broadband analog aggregation for low-latency federated edge learning,” *IEEE Trans. Wireless Commun.*, vol. 19, no. 1, pp. 491–506, 2019.
- [15] M. M. Amiri, T. M. Duman, D. Gündüz, S. R. Kulkarni, and H. V. Poor, “Blind federated edge learning,” *IEEE Trans. Wireless Commun.*, vol. 20, no. 8, pp. 5129–5143, 2021.
- [16] M. Mohammadi Amiri and D. Gündüz, “Machine learning at the wireless edge: Distributed stochastic gradient descent over-the-air,” *IEEE Trans. Signal Process.*, vol. 68, pp. 2155–2169, 2020.
- [17] D. Liu and O. Simeone, “Privacy for free: Wireless federated learning via uncoded transmission with adaptive power control,” *IEEE J. Sel. Areas Commun.*, vol. 39, no. 1, pp. 170–185, 2021.
- [18] T. T. Vu, D. T. Ngo, N. H. Tran, H. Q. Ngo, M. N. Dao, and R. H. Middleton, “Cell-free massive MIMO for wireless federated learning,” *IEEE Trans. Wireless Commun.*, vol. 19, no. 10, pp. 6377–6392, 2020.
- [19] Y.-S. Jeon, M. M. Amiri, J. Li, and H. V. Poor, “A compressive sensing approach for federated learning over massive MIMO communication systems,” *IEEE Trans. Wireless Commun.*, vol. 20, no. 3, pp. 1990–2004, 2020.
- [20] T. Sery, N. Shlezinger, K. Cohen, and Y. C. Eldar, “Over-the-air federated learning from heterogeneous data,” *IEEE Trans. Signal Process.*, vol. 69, pp. 3796–3811, 2021.
- [21] T. Sery and K. Cohen, “On analog gradient descent learning over multiple access fading channels,” *IEEE Trans. Signal Process.*, vol. 68, pp. 2897–2911, 2020.
- [22] H. Sifaou and G. Y. Li, “Robust federated learning via over-the-air computation,” in *Proc. MLSP*, 2022, pp. 1–6.
- [23] —, “Over-the-air federated learning under Byzantine attacks,” *arXiv preprint arXiv:2205.02949*, 2022.
- [24] W.-T. Chang and R. Tandon, “Communication efficient federated learning over multiple access channels,” *arXiv preprint arXiv:2001.08737*, 2020.
- [25] G. Zhu, Y. Du, D. Gündüz, and K. Huang, “One-bit over-the-air aggregation for communication-efficient federated edge learning: Design and convergence analysis,” *IEEE Trans. Wireless Commun.*, vol. 20, no. 3, pp. 2120–2135, 2020.
- [26] H. H. Yang, A. Arafa, T. Q. Quek, and H. V. Poor, “Age-based scheduling policy for federated learning in mobile edge networks,” in *Proc. ICASSP*, 2020, pp. 8743–8747.
- [27] W. Shi, S. Zhou, and Z. Niu, “Device scheduling with fast convergence for wireless federated learning,” in *Proc. ICC*, 2020, pp. 1–6.

- [28] H. H. Yang, Z. Liu, T. Q. Quek, and H. V. Poor, "Scheduling policies for federated learning in wireless networks," *IEEE Trans. Commun.*, vol. 68, no. 1, pp. 317–333, 2019.
- [29] Y. Sun, S. Zhou, and D. Gündüz, "Energy-aware analog aggregation for federated learning with redundant data," in *Proc. ICC*, 2020, pp. 1–7.
- [30] M. M. Amiri, D. Gündüz, S. R. Kulkarni, and H. V. Poor, "Convergence of update aware device scheduling for federated learning at the wireless edge," *IEEE Trans. Wireless Commun.*, vol. 20, no. 6, pp. 3643–3658, 2021.
- [31] H. Ye, L. Liang, and G. Y. Li, "Decentralized federated learning with unreliable communications," *IEEE Journal of Selected Topics in Signal Processing*, 2022.
- [32] S. Zhou and G. Y. Li, "Communication-efficient ADMM-based federated learning," *arXiv preprint arXiv:2110.15318*, 2021.
- [33] J. Ren, G. Yu, and G. Ding, "Accelerating dnn training in wireless federated edge learning systems," *IEEE J. Sel. Areas Commun.*, vol. 39, no. 1, pp. 219–232, 2020.
- [34] Q. Zeng, Y. Du, K. Huang, and K. K. Leung, "Energy-efficient resource management for federated edge learning with cpu-gpu heterogeneous computing," *IEEE Trans. Wireless Commun.*, vol. 20, no. 12, pp. 7947–7962, 2021.
- [35] M. Chen, Z. Yang, W. Saad, C. Yin, H. V. Poor, and S. Cui, "A joint learning and communications framework for federated learning over wireless networks," *IEEE Trans. Wireless Commun.*, vol. 20, no. 1, pp. 269–283, 2020.
- [36] C. T. Dinh, N. H. Tran, M. N. Nguyen, C. S. Hong, W. Bao, A. Y. Zomaya, and V. Gramoli, "Federated learning over wireless networks: Convergence analysis and resource allocation," *IEEE/ACM Trans. Netw.*, vol. 29, no. 1, pp. 398–409, 2020.
- [37] W. Shi, S. Zhou, Z. Niu, M. Jiang, and L. Geng, "Joint device scheduling and resource allocation for latency constrained wireless federated learning," *IEEE Trans. Wireless Commun.*, vol. 20, no. 1, pp. 453–467, 2020.
- [38] H. Q. Ngo, A. Ashikhmin, H. Yang, E. G. Larsson, and T. L. Marzetta, "Cell-free massive MIMO versus small cells," *IEEE Trans. Wireless Commun.*, vol. 16, no. 3, pp. 1834–1850, 2017.
- [39] E. Nayebi, A. Ashikhmin, T. L. Marzetta, H. Yang, and B. D. Rao, "Precoding and power optimization in cell-free massive MIMO systems," *IEEE Trans. Wireless Commun.*, vol. 16, no. 7, pp. 4445–4459, 2017.
- [40] E. Björnson, J. Hoydis, and L. Sanguinetti, "Massive MIMO networks: Spectral, energy, and hardware efficiency," *Found. and Trends in Signal Process.*, vol. 11, no. 3-4, pp. 154–655, 2017.
- [41] D. Neumann, M. Joham, and W. Utschick, "Covariance matrix estimation in massive MIMO," *IEEE Signal Process. Lett.*, vol. 25, no. 6, pp. 863–867, 2018.
- [42] K. Upadhyya and S. A. Vorobyov, "Covariance matrix estimation for massive MIMO," *IEEE Signal Process. Lett.*, vol. 25, no. 4, pp. 546–550, 2018.
- [43] E. Björnson, L. Sanguinetti, and M. Debbah, "Massive MIMO with imperfect channel covariance information," in *Proc. Asilomar*, 2016, pp. 974–978.