

# Accelerating Dataset Distillation via Model Augmentation

Lei Zhang<sup>1\*</sup> Jie Zhang<sup>1\*</sup> Bowen Lei<sup>2</sup> Subhabrata Mukherjee<sup>3</sup>  
 Xiang Pan<sup>4</sup> Bo Zhao<sup>5</sup> Caiwen Ding<sup>6</sup> Yao Li<sup>7</sup> Dongkuan Xu<sup>8‡</sup>  
<sup>1</sup>Zhejiang University <sup>2</sup>Texas A&M University <sup>3</sup>Microsoft Research  
<sup>4</sup>New York University <sup>5</sup>University of Edinburgh <sup>6</sup>University of Connecticut  
<sup>7</sup>University of North Carolina, Chapel Hill <sup>8</sup>North Carolina State University

## Abstract

Dataset Distillation (DD), a newly emerging field, aims at generating much smaller and high-quality synthetic datasets from large ones. Existing DD methods based on gradient matching achieve leading performance; however, they are extremely computationally intensive as they require continuously optimizing a dataset among thousands of randomly initialized models. In this paper, we assume that training the synthetic data with diverse models leads to better generalization performance. Thus we propose two **model augmentation** techniques, i.e. using **early-stage models** and **weight perturbation** to learn an informative synthetic set with significantly reduced training cost. Extensive experiments demonstrate that our method achieves up to 20 $\times$  speedup and comparable performance on par with state-of-the-art baseline methods.

## 1. Introduction

Recent advances in deep learning rely on massive amounts of training data that not only consume a lot of computational resources, but it is also time-consuming to train these models on large data. Dataset Distillation (DD) [4, 57] or Dataset Condensation [62, 63], aims to reduce the training cost by generating a small but informative synthetic set of training examples; such that the performance of a model trained on the small synthetic set is similar to that trained on the original, large-scale dataset. Recently, DD has become an increasingly more popular research topic, and has been explored in a variety of contexts, including federated learning [22, 48], continual learning [38, 46], neural architecture search [49, 64], medical computing [30, 31] and graph neural networks [26, 35].

DD has been typically cast as a meta-learning problem [21] involving bilevel optimization. For instance,

\*Equal contribution.

‡Corresponding author.

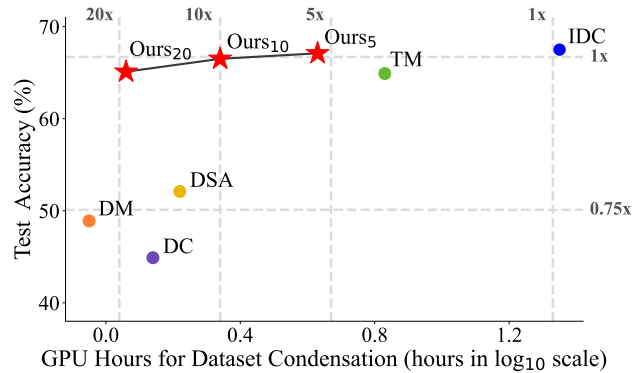


Figure 1. Accuracy of condensed dataset on ConvNet-3 v.s. GPU hours of data condensation on CIFAR-10 10 images per class on a single RTX-2080 GPU. Ours<sub>5</sub>, Ours<sub>10</sub>, and Ours<sub>20</sub> accelerates the training speed of the state-of-the-art method IDC [27] 5 $\times$ , 10 $\times$ , and 20 $\times$  faster.

Wang *et al.* [57] formulate the network parameters as a function of the learnable synthetic set in the inner-loop optimization; then optimize the synthetic set by minimizing classification loss on the real data in the outer-loop. This recursive computation hinders its application to real-world large-scale model training, which involves thousands to millions of gradient descent steps. Several methods have been proposed to improve the DD method by introducing ridge regression loss [2, 42], trajectory matching loss [4], *etc.* To avoid unrolling the recursive computation graph, Zhao *et al.* [64] propose to learn synthetic set by matching gradients generated by real and synthetic data when training deep networks. Based on this surrogate goal, several methods have been proposed to improve the informativeness or compatibility of synthetic datasets from other perspectives, ranging from data augmentation [62], contrastive signaling [29] resolution reduction [27] and bit encoding [47].

Although model training on a small synthetic set is fast, the dataset distillation process is typically expensive. For instance, the state-of-the-art method IDC [27] takes approximately 30 hours to condense 50,000 CIFAR-10 images into

500 synthetic images on a single RTX-2080 GPU, which is equivalent to the time it takes to train 60 ConvNet-3 models on the original dataset. Furthermore, the condensation time cost will rapidly increase for large-scale datasets *e.g.* ImageNet-1K, which prevents its application in compute-limited environments like end-user devices. Prior work [63] on reducing the condensation cost results in significant regression from the state-of-the-art performance. In this paper, we aim to speed up the dataset condensation process, while improving the task performance over state-of-the-art dataset condensation methods.

Prior works are computationally expensive as they focus on generalizability such that the learned synthetic set is useful to many different networks as opposed to a targeted network. This requires optimizing the synthetic set over thousands of differently initialized networks. For example, IDC [27] learns the synthetic set over 2000 randomly initialized models, while the trajectory matching method (TM) [4] optimizes the synthetic set for 10000 distillation steps with 200 pre-trained expert models. Dataset distillation, which learns the synthetic data that is generalizable to many different models, can be considered as an orthogonal approach to traditional model training, which learns targeted model parameters that are generalizable to different data. Similarly, training the synthetic data with diverse models leads to better generalization performance. This intuitive idea leads to the following research questions:

**Question 1.** *How to design the candidate pool of models to learn from synthetic data, for instance, consisting of randomly initialized, early-stage or well-trained models?*

Prior work [4, 27, 57, 64] use models from all training stages. The underlying assumption is that models from all training stages have similar importance. Zhao and Bilen [63] show that synthetic sets with similar generalization performance can be learned with different model parameter distributions, given an objective function in the form of feature distribution matching between real and synthetic data. In this paper, we take a closer look at this problem and show that learning synthetic data on **early-stage** models is more efficient for gradient matching based dataset condensation methods.

**Question 2.** *Can we learn a good synthetic set using only a few models?*

Our goal is to learn a synthetic set with a small number of models to minimize the computational cost. However, using fewer models lead to poor generalization ability of the synthetic set. Therefore, we propose to apply **weight perturbation** on selected early-stage models to incorporate model diversity and improve generalization ability of the learned synthetic set.

In a nutshell, we propose two **model augmentation** techniques to accelerate the training speed of dataset distillation. Specifically, we propose to use **early-stage models**

and **weight perturbation** to learn an informative synthetic set with significantly less training cost. As illustrated in Figure 1, our method achieves up to 20 $\times$  speedup and comparable performance on par with state-of-the-art DD methods.

## 2. Related Work

### 2.1. Dataset Distillation

Dataset Distillation (DD) is introduced by Wang *et al.* [57], in which network parameters are modeled as functions of synthetic data, and learned by gradient-based hyperparameter optimization [37]. Subsequently, various works significantly improve the performance by learning on soft labels [2, 50], optimizing via infinite-width kernel limit [42, 43], matching on gradient-space [24, 64], model parameter-space [4] and distribution space [56, 63], amplifying contrastive signals [29], adopting data augmentations [62], and exploring regularity of dataset [27]. DD has been applied to various scenarios including continual learning [38, 44, 46], privacy [8], federated learning [13, 22, 61], graph neural network [25, 26], neural architecture search [49] for images [5], text [34], and medical imaging data [32]. In addition to the efforts made to improve performance and expand applications, few studies have focused on the efficiency of DD. This is a critical and practical problem closely related to the real-world application of DD.

### 2.2. Efficient Dataset Distillation

In this work, we focus on the efficiency of dataset distillation algorithm, which is under-explored in previous works. Zhao *et al.* [63] make improvements in efficiency via distribution matching in random embedding spaces, which replaces expensive bi-level optimization in common methods [27, 64]. However, the speed-up of DD in their work results in a significant drop in performance, which exhibits a large gap between their method and other SOTA DD methods [27]. Cazenavette *et al.* [5] improve efficiency via parameter matching in pre-trained networks. However, they need to pre-train 100 networks from scratch on real data, which leads to massively increased computational resources. In this work, we seek to significantly reduce training time and lower computational resources, while maintaining comparable performance.

## 3. Preliminary

Given a storage budget, the goal of dataset distillation is to generate a synthetic dataset  $\mathcal{S}$  from the original training dataset  $\mathcal{T}$  such that an arbitrary model trained on  $\mathcal{S}$  is similar to the one trained on  $\mathcal{T}$ . Among various dataset condensation approaches [4, 27, 63], gradient-matching methods have achieved state-of-the-art performance. However, they require a large amount of training time and expensive computational resources. In this paper, we propose to use

gradient matching to reduce the computational requirement while maintaining similar performance.

**Gradient Matching.** Gradient-matching dataset condensation approach [64] matches the network gradients on synthetic dataset  $\mathcal{S}$  to the gradients on real dataset  $\mathcal{T}$ . The overall training object can be formulated as:

$$\begin{aligned} & \underset{\mathcal{S}}{\text{maximize}} \sum_{t=0}^{\tau} \text{Cos}(\nabla_{\theta} \ell(\theta_t; \mathcal{S}), \nabla_{\theta} \ell(\theta_t; \mathcal{T})) \\ & \text{w.r.t. } \theta_{t+1} = \theta_t - \eta \nabla_{\theta} \ell(\theta_t; \mathcal{S}) \end{aligned} \quad (1)$$

where  $\theta_t$  denotes the network weights at  $t^{\text{th}}$  training step from the randomly initialized weights  $\theta_0$  given  $\mathcal{S}$ ,  $\ell(\theta, \mathcal{S})$  denotes the training loss for weight  $\theta$  and the dataset  $\mathcal{S}$ ,  $\ell$  denotes loss function, and  $\text{Cos}(\cdot, \cdot)$  denotes the channel-wise cosine similarity.

In addition, recent works have made various efforts to enhance the performance of gradient-matching from the perspective of data diversity. Zhao *et al.* [62] utilize differentiable siamese augmentation to synthesize more informative images. Kim *et al.* [27] explore the regularity of dataset to strengthen the representability of condensed datasets.

**Discussion on Efficiency.** Current works [27, 62, 64] use a large number of randomly initialized networks (*e.g.*, 2000) to improve the generalization performance of condensed dataset. The huge number of models makes the DD process time-consuming and computation-expensive. For instance, condensing 1 image per class in a synthetic dataset of CIFAR-10 by using state-of-the-art method IDC [27] consumes 200k epochs of updating network  $\phi_{\theta}$ , in addition to the 2,000k epochs of updating  $\mathcal{S}$ , which requires over 22.2 hours on an RTX-2080 GPU. While Zhao *et al.* [63] make efforts to solve computation the challenge by using distribution-matching instead of gradient-matching – reducing number of updates from 200k to 20k and training time from 22.2 hours to 0.83 hours – the accuracy of condensed data also degrades dramatically from 50.6% to 26.0%. This potentially results from the redundant learning on randomly initialized networks.

## 4. Method

### 4.1. Overview

We illustrate the framework of our proposed efficient dataset distillation method in Fig. 2. Our method consists of three stages: 1) Early-stage Pre-training, 2) Weight Perturbation, and 3) Distillation via gradient-matching. In stage 1, we utilize pre-trained networks at the early stage as an informative initialized feature space for dataset distillation. In stage 2, we conduct weight perturbation on one model selected from stage 1 to augment the diversity of feature space. In stage 3, condensed dataset is optimized via gradient-matching strategy on the judiciously designed model from earlier stages.

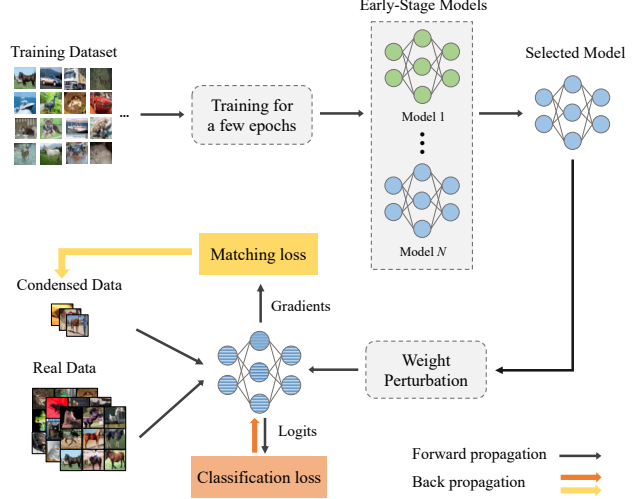


Figure 2. The illustration of our proposed fast dataset distillation method. We perform early-stage pretraining and weight perturbation on models in dataset distillation.

### 4.2. Early-Stage Models: Initializing with Informative Feature Space

Existing gradient-matching methods [27, 62, 64] require a large number of randomly initialized models for better generalization performance of condensed dataset as shown in Eq. (1). However, the performance of randomly initialized networks is related to initialization to some extent [18, 41]. In gradient matching based methods, gradient guidance from randomly initialized networks is often insufficient and unstable and requires many epochs to achieve better-than-chance performance [17]. In order to address this issue, a large number of randomly initialized models are employed, which leads to redundant training time and expensive computational resources.

Data augmentation is often used as an effective way to prevent overfitting and improve generalization performance. Similarly, we propose to use model augmentation to improve the generalization of condensed dataset. Instead of leveraging a single randomly initialized network at each outer loop, we condense gradient knowledge from a pre-trained network on real data. We utilize the pre-trained information contained in feature space for dataset condensation to better capture representative features at the beginning of training. Inspired by ModelSoups [36, 59], a practical method to improve performance of model ensembles, we pre-train a set of networks with different hyper-parameters, including learning rate, random seed, and data augmentation, which increases the diversity among the distribution of feature spaces.

As opposed to the common practice of adopting well-trained networks, we adopt pre-trained networks at an early

stage of training to reduce the cost. Network dynamics change rapidly [1, 16, 45] which becomes impacts gradient-matching based dataset distillation. At the early stage of training, magnitudes of gradient are very large [11], which is effective for alleviating gradient vanishing challenge. The signs of gradients also change rapidly [11], which provides abundant learning signals for the condensed dataset.

### 4.3. Weight Perturbation: Exploring Diversified Feature space

With an informative initialized feature space, our goal is to utilize a small number of early-stage models to describe the full feature space for the DD to learn from. Previous approaches employ thousands of networks splicing together for a large feature space, which leads to inefficiency in redundantly learning repeated features for DD. Conversely, we pursue utilizing a small number of early-stage models to describe the full feature space for DD by exploring diversity in the feature representation.

Data augmentation explores data diversity to boost the performance of network without increasing the amount of data. In order to reduce the number of early-stage models, we similarly explore the diversity of early-stage models in the proposed model augmentation. Previous works utilize data perturbation to improve output diversity of model in knowledge distillation between teacher and student models [39, 40]. It shows that perturbing training data to induce diversity [52] leads to better knowledge transfer from teacher to student. Building on this idea, we propose to use weight perturbation to perturb early-stage network weights to diversify the feature space.

Based on the above ideas, we formulate our fast dataset distillation as gradient-matching on weight-perturbed early-stage models between real data and condensed data, which can be represented as:

$$\min_{\mathcal{S}} D\left(\nabla_{\theta} \ell(\hat{\theta}; \mathcal{S}), \nabla_{\theta} \ell(\hat{\theta}; \mathcal{T})\right) \quad (2)$$

*w.r.t.*  $\hat{\theta} \rightarrow \theta^{\mathcal{T}} + \alpha \times \mathbf{d}$ ,

where  $\theta^{\mathcal{T}}$  represents network weights trained on real data  $\mathcal{T}$ ,  $D$  denotes a distance-based matching objective, and  $\alpha$  is the magnitude of weight perturbation.  $\mathbf{d}$  is sampled from a Gaussian distribution  $\mathcal{N}(0, 1)$  with dimensions compatible with  $\mathbf{w}$  and filter normalized by  $\mathbf{d}_{l,j} \leftarrow \frac{\mathbf{d}_{l,j}}{\|\mathbf{d}_{l,j}\|_F} \|\mathbf{w}_{l,j}\|_F$  ( $\mathbf{d}_{l,j}$  is the  $j$ -th filter at the  $l$ -th layer of  $\mathbf{d}$  and  $\|\cdot\|_F$  denotes the Frobenius norm) to eliminate the scaling invariance of neural networks [33].

### 4.4. Training Algorithm

We depict our method in Algorithm 1. Before dataset distillation, we pre-trained  $N_m$  models on real data for only a few epochs. This is significantly cheaper than existing

---

#### Algorithm 1: Efficient Dataset Distillation

---

**Input:** Training data  $\mathcal{T}$ , loss function  $\ell$ , number of classes  $N_c$ , augmentation function  $\mathcal{A}$ , magnitude  $\alpha$ , number of models  $N_m$ , deep neural network  $\psi_{\theta}$  parameterized with  $\theta$

**Output:** Condensed dataset  $\mathcal{S}$

**Definition:**  $D(B, B'; \theta) = \|\nabla_{\theta} \ell(\theta; B) - \nabla_{\theta} \ell(\theta; B')\|$

*/\* Early-Stage Pre-train \*/*

```

1 for  $p \leftarrow 0$  to  $P$  do
2   Update networks  $\{\tau\}$  w.r.t. classification loss:
3    $\{\tau\}_{p+1} \leftarrow \{\tau\}_p - \eta \nabla_{\{\tau\}} \ell(\{\tau\}_p; \mathcal{A}(\mathcal{T}))$ 
4 end
5 Initialize condensed dataset  $\mathcal{S}$ 
6 for  $t \leftarrow 0$  to  $T$  do
7   Randomly load one checkpoint from  $\{\tau\}$  to  $\psi_{\theta}$ ;
8   /* Weight Perturbation */
9   Sample vector  $\mathbf{d}$  from Gaussian distribution
10  Calculate perturbation direction:  $\mathbf{d} \leftarrow \frac{\mathbf{d} \times \theta}{\|\mathbf{d}\|_F}$ 
11  Weight perturbation on  $\psi_{\theta}$ :  $\theta \leftarrow \theta + \alpha \times \mathbf{d}$ 
12  for  $m \leftarrow 0$  to  $M$  do
13    for  $c \leftarrow 0$  to  $N_c$  do
14      Sample an intra-class mini-batch
15       $\mathcal{T}_c \sim \mathcal{T}, \mathcal{S}_c \sim \mathcal{S}$ 
16      Update synthetic data  $\mathcal{S}_c$ :
17       $\mathcal{S}_c \leftarrow \mathcal{S}_c - \lambda \nabla_{\mathcal{S}_c} D(\mathcal{A}(\mathcal{S}_c), \mathcal{A}(\mathcal{T}_c), \theta)$ 
18    end
19    Sample a mini-batch  $\mathcal{T} \sim \mathcal{T}$ 
20    Update network  $\psi_{\theta}$  w.r.t classification loss:
21     $\theta_{m+1} \leftarrow \theta_i - \eta \nabla_{\theta} \ell(\theta_m; \mathcal{A}(\mathcal{T}))$ 
22  end
23 end

```

---

methods that well-train several networks till convergence. We train the condensed dataset  $\mathcal{S}$  for  $T$  outer loops and  $M$  inner loops. At each outer loop, we randomly select a model from  $N_m$  early-stage models as initialization and employ weight perturbation on it. At each inner loop, we optimize the synthetic samples  $\mathcal{S}$  by minimizing the gradient distance between networks trained on intra-class mini-batch  $\mathcal{T}_c$  and  $\mathcal{S}_c$ , respectively. The network  $\theta_m$  is then updated on real data. Note that the number of pre-train epochs  $P$  and outer loop of DD  $K$  are relatively smaller.  $P$  is 2 compared with 300 for a well-trained network and  $K$  is 400 compared with 2000 in SOTA DD method IDC [27].

## 5. Experiments

In this section, we first evaluate our method on various datasets against state-of-the-art baselines. Next, we examine the proposed method in depth with ablation analysis.

Dataset	Method	Img/Cls			Speed Up	Acc. Gain
		1	10	50		
CIFAR-10	Full Dataset	88.1	88.1	88.1	-	-
	IDC [27]	50.6 (21.7h)	67.5 (22.2h)	74.5 (29.4h)	1.00×	1.00×
	CAFE [56]	30.3	46.3	55.5	-	0.54×
	DSA [62]	28.2 (0.09h)	52.1 (1.94h)	60.6 (11.1h)	85.0×	0.71×
	DM [63]	26.0 (0.25h)	48.9 (0.26h)	63.0 (0.31h)	89.0×	0.69×
	TM [4]	46.3 (6.35h)	65.3 (6.69h)	71.6 (7.39h)	3.57×	0.94×
	Ours <sub>5</sub>	49.2 (4.44h)	67.1 (4.45h)	73.8 (6.11h)	<b>4.90×</b>	<b>0.99×</b>
	Ours <sub>10</sub>	48.5 (2.22h)	66.5 (2.23h)	73.1 (3.05h)	<b>9.77×</b>	<b>0.97×</b>
CIFAR-100	Full Dataset	56.2	56.2	56.2	-	-
	IDC [27]	25.1 (125h)	45.1 (127h)	-	1.00×	1.00×
	CAFE [56]	12.9	27.8	37.9	-	0.56×
	DSA [62]	13.9 (0.83h)	32.3 (17.5h)	42.8 (221.1h)	78.9×	0.63×
	DM [63]	11.4 (1.67h)	29.7 (2.64h)	43.6 (2.78h)	61.4×	0.55×
	TM [4]	24.3 (7.74h)	40.1 (9.47h)	47.7 (-)	14.7×	0.92×
	Ours <sub>5</sub>	29.8 (25.1h)	45.6 (25.6h)	52.6 (42.00h)	<b>4.97×</b>	<b>1.10×</b>
	Ours <sub>10</sub>	29.4 (12.5h)	45.2 (12.8h)	52.2 (21.00h)	<b>9.96×</b>	<b>1.09×</b>
	Ours <sub>20</sub>	29.1 (6.27h)	44.1 (6.40h)	52.1 (10.50h)	<b>19.9×</b>	<b>1.07×</b>

Table 1. Comparing efficiency and performance of dataset distillation methods on CIFAR-10 and CIFAR-100. Speed up represents the average acceleration amount of training time on a single RTX-2080 GPU with the same batch size 64. Acc. Gain represents the average improvement in test accuracy of network trained on the condensed dataset over IDC [27]. Training time is not reported for CAFE [56] that does not provide official implementation and IDC [27] that requires more than one GPU on CIFAR-100 for Img/Cls=50.

Dataset	Method	Img/Cls		Speed Up	Acc. Gain
		10	20		
ImageNet-10	Full Dataset	90.8	90.8	-	-
	IDC [27]	72.8 (70.14h)	76.6 (92.78h)	1.00×	1.00×
	DSA [62]	52.7 (26.95h)	57.4 (51.39h)	2.20×	0.73×
	DM [63]	52.3 (1.39h)	59.3 (3.61h)	38.1×	0.74×
	Ours <sub>5</sub>	74.6 (15.52h)	76.3 (20.05h)	<b>4.57×</b>	<b>1.01×</b>
ImageNet-100	Full Dataset	82.0	82.0	-	-
	IDC [27]	46.7 (141h)	53.7 (185h)	1.00×	1.00×
	DSA [62]	21.8 (9.72h)	30.7 (23.9h)	14.1×	0.51×
	DM [63]	22.3 (2.78h)	30.4 (2.81h)	58.2×	0.52×
	Ours <sub>5</sub>	48.4 (29.8h)	56.0 (38.6h)	<b>4.76×</b>	<b>1.04×</b>

Table 2. Comparing efficiency and performance of dataset distillation methods on ImageNet-10 and ImageNet-100. We measure the training time on a single RTX-A6000 GPU with the same training hyperparameters. For ImageNet-100, we follow IDC [27] to split the whole dataset into five tasks with 20 classes each for faster optimization. The training time reported in ImageNet-100 is for one task.

## 5.1. Experimental Setups

**Datasets.** We evaluate performance of neural networks trained on condensed datasets generated by several methods as baselines. Following previous works [5, 27, 64], we conduct experiments on both low- and high-resolution datasets including CIFAR-10, CIFAR-100 [28], and ImageNet [7].

**Network Architectures.** Following previous works [27, 63], we use a depth-3 ConvNet [45] on CIFAR-10 and CIFAR-100. For ImageNet subsets, we follow IDC [27]

and adopt ResNetAP-10 for dataset distillation, a modified ResNet-10 [19] by replacing strided convolution as average pooling for downsampling.

**Evaluation Metrics.** We study several methods in terms of performance and efficiency. The performance is measured by the testing accuracy of networks trained on condensed datasets. The efficiency is measured by GPU hours required by the dataset distillation process [10]. For a fair comparison, all GPU hours are measured on a single GPU. The

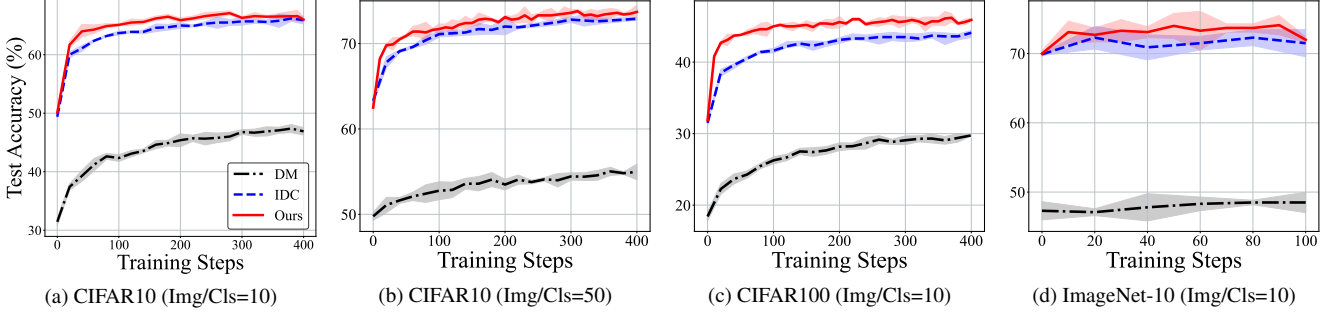


Figure 3. Performance comparison across a varying number of training steps.

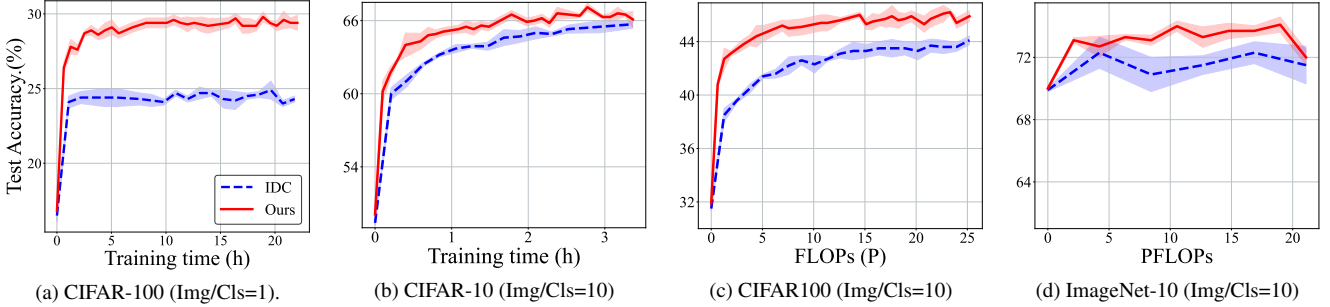


Figure 4. Performance comparison across varying training time and FLOPs.

training time of condensing CIFAR-10, CIFAR-100 and ImageNet subsets is evaluated on RTX-2080 GPU and RTX-A6000 GPU, respectively. We adopt FLOPs as a metric of computational efficiency.

**Baselines.** We compare our method with several prominent dataset condensation methods like (1) gradient-matching method including DSA [62] and IDC [27] (2) distribution-matching including DM [63] and CAFE [56] (3) parameter-matching including TM [4]. We use the state-of-the-art dataset distillation method IDC as the strongest baseline to calculate the gap between other methods on performance and efficiency.

**Training Details.** We adopt IDC as the backbone of our method, which is the state-of-the-art gradient-matching dataset distillation method. The outer loops and learning rate of condensed data are 400/100 and 0.01/0.1 for CIFAR-10/100 and ImageNet. We employ 5/10 pre-trained models for CIFAR-10/100 and ImageNet. The number of pre-train epochs is 2/5/10 for CIFAR-10/100, ImageNet-10, and ImageNet-100. The setting of other hyperparameters follows IDC [27] including the number of inner loops, batch size, and augmentation strategy.

## 5.2. Condensed Data Evaluation

**CIFAR-10 & CIFAR-100.** Our method achieves a better trade-off in task performance vs. the amount of training time and computation compared to other state-of-the-art

baselines on CIFAR-10 and CIFAR-100. For instance, as shown in Tab. 1, our method is comparable to IDC while achieving  $5\times$  and  $10\times$  **speed ups** on CIFAR-10. Our method shows 10%, 9%, and 7% performance improvements over IDC on CIFAR-100 while achieving  $5\times$ ,  $10\times$ , and  $20\times$  **acceleration**, respectively.

To further demonstrate the advantages of our method, we report the evaluation results across a varying amount of computational resources in the form of the number of training steps in Fig. 3, training time, and FLOPs in Fig. 4. We observe that our method consistently outperforms all the baselines across different training steps, training times, and FLOPs. This demonstrates the effectiveness of our condensation method in capturing informative features from early-stage training; and enhanced diversity of the models for better generalizability. Interestingly, our method obtains better performance and efficiency over state-of-the-art baselines on CIFAR-100 as compared to CIFAR-10. This demonstrates the effectiveness and scalability of our method on large-scale datasets which makes it more appealing from all practical purposes.

**ImageNet.** Apart from CIFAR-10/100, we further investigate the performance and efficiency of our method on the high-resolution dataset ImageNet. Following previous baselines [27, 53], we evaluate our method on ImageNet-subset consisting of 10 and 100 classes.

We observe that the dataset distillation methods on Im-

ageNet suffer from severe efficiency challenges. As shown in Tab. 2, dataset distillation method IDC [27] achieves high performance while requiring almost 4 days on ImageNet-10; while DSA [64] and DM [62] are more efficient in training time with significantly poor performance. The accuracy of networks trained on condensed data generated by our method outperforms all existing state-of-the-art baselines with the least training time. For instance, our method requires **less than 1 day** to condense ImageNet-10, which leads to  $5\times$  **speedup** over SOTA methods.

As shown in Fig. 3 and Fig. 4, we conduct extensive experiments with various training budgets. The results demonstrate that our method requires significantly fewer training steps, time, and computation resources to reach the same performance as the SOTA method IDC and achieves higher performance with the same training budgets. This indicates that utilizing early-stage models as initialization guides dataset distillation to focus on distinguishing features at the beginning of distillation. The exploration of diversity expands the feature space and reduces the amount of time on learning repeated and redundant features.

Dataset	Method	Evaluation model		
		ConvNet-3	ResNet-10	DenseNet-121
CIFAR-100	IDC [27]	45.1	<b>38.9</b>	39.5
	Ours <sub>5</sub>	<b>46.5</b>	<b>38.4</b>	<b>39.6</b>

(a) The performance of condensed CIFAR-100 dataset (10 images per class) trained on ConvNet-3 on different network architectures.

Dataset	Method	Evaluation model		
		ResNetAP-10	ResNet-18	EfficientNet-B0
ImageNet-10	IDC [27]	74.0	73.1	74.3
	Ours <sub>5</sub>	<b>74.6</b>	<b>74.5</b>	<b>75.4</b>

(b) The performance of condensed ImageNet-10 dataset (10 images per class) trained on ResNetAP-10 on different network architectures.

Table 3. Performance of synthetic data learned on CIFAR100 and ImageNet-10 datasets with different architectures. The networks are trained on condensed dataset and validated on test dataset.

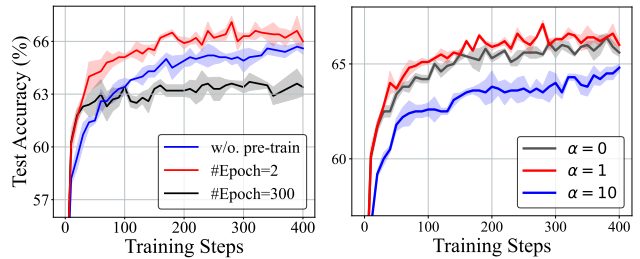
**Cross-Architecture Generalization.** We also evaluate the performance of our condensed data on architectures different from the one used to distill it on the CIFAR-100 (1 and 10 images per class) and ImageNet-10 (10 images per class). In Tab. 3, we show the performance of our baselines ConvNet-3 and ResNetAP-10 evaluated on ResNet-18 [19], DenseNet-121 [23], and EfficientNet-B0 [51].

For IDC [27], we use condensed data provided by the official implementation for evaluation of their method. Our method obtains the best performance on all the transfer models except for ResNet-10 on CIFAR-100 (10 images per class) where we lie within one standard deviation of IDC – demonstrating the robustness of our method to changes in architecture.

### 5.3. Analysis

We perform ablation studies on our efficient dataset distillation method described in Sec. 4. Specifically, we measure the impact of (1) the number of epochs of pre-training on real data, (2) the magnitude of weight perturbation, (3) the number of early-stage models, and (4) acceleration of training.

**Epochs of Pre-training.** We study the effect of pre-training epochs on networks used in our method in terms of test accuracy on CIFAR-10 (10 images per class) and demonstrate results in Fig. 5a. We observe that early-stage networks pre-trained with 2 epochs perform significantly better than randomly initialized networks and well-trained networks with 300 epochs. The results demonstrate that early-stage networks contain a more informative feature space than randomly initialized networks, thereby helping the condensed datasets to capture features more efficiently. While it is generally known that well-trained networks perform better, well-trained networks tend to get stuck in local optima and lack diversity among feature spaces. On the other hand, early-stage models provide flexible and informative guidance for dataset distillation.



(a) Effect of pre-train epochs (b) Effect of perturbation magnitude

Figure 5. Condensation performance from networks pre-trained for different epochs and varying magnitudes of weight perturbation. The networks are trained with same hyper-parameters except for training epochs and perturbation magnitudes, respectively. Evaluation is performed on CIFAR-10 (10 images per class).

**Magnitude of Weight Perturbation.** We study the effect of the magnitude  $\alpha$  of weight perturbation in terms of test accuracy on CIFAR-10 (10 images per class) and report results in Fig. 5b. We observe that condensed dataset achieves better performance on both accuracy and efficiency when magnitude  $\alpha$  is carefully set as shown in Fig. 5b. When the magnitude is large, *e.g.*, 10, the perturbed networks diverge from the original space; the perturbed feature space contains less relevant and inconsistent information, thereby impacting performance and efficiency. When the magnitude is small, such as not employing weight perturbation, the feature space lacks diversity compared to well-designed perturbed feature space. Experimental results show that  $\alpha = 1$  is optimal for CIFAR in our setting which works

consistently better across all training steps. Well-designed magnitude makes perturbed networks concentrated around the original network, thereby augmenting the feature space with diversified and relevant information.

**Number of Early-Stage Models.** We study the effect of the number of early-stage models in our experiment and show the results in Fig. 6. It is observed that the number of early-stage models  $N$  has less impact on test accuracy of condensed dataset. We argue that weight perturbation in our method plays an important role in exploring diversity of early-stage models; such that the description of feature space depends on representation of models rather than number of models. In our method, a few number of models, *e.g.* 5, can achieve comparable performance to SOTA [27], with two significant advantages. The first is to shorten training time as the number of outer loops in DD is closely related to the number of models  $N$ . The second is to reduce computation resources in network pre-training. TM [5] also utilizes network pre-training in DD, however, the number of models in their method is relatively large, *e.g.*, 50, which is  $10\times$  more than ours. Weight perturbation in our method augments the diversity of models and improves efficiency with only a small number of models.

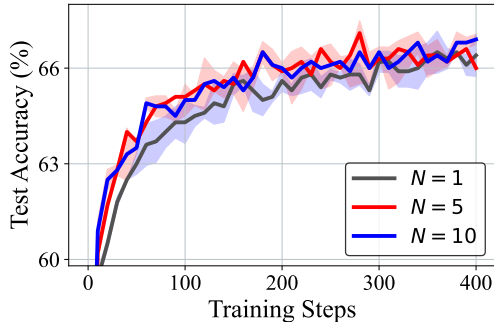


Figure 6. Condensation performance from varying number of early-stage models. Performances with varying number of models are similar, which demonstrates that our method is not sensitive to the number of models to achieve a high performance.

**Acceleration of Training.** We study the effect of acceleration of training on existing DD methods [27, 62, 64] and our method in Tab. 4 and Fig. 7. We observe our method to retain similar performance with minor regression to increased training acceleration / speed ups – while the performance of existing methods drop dramatically. Our method achieves better performance than baselines at all levels of speed up. This demonstrates the informativeness of our feature space in terms of diversity and reduced redundancy; such that condensed dataset does not learn similar information repeatedly and captures sufficient features efficiently. It is worth noting that our method performs better with less regression at higher levels of speed up on the more complex dataset, *e.g.*,

CIFAR-100. This indicates better scalability and improved efficiency of our method in condensing large-scale datasets.

Speed up	DC [64]	DSA [62]	IDC [27]	Ours
1×	44.9	52.1	67.5	-
5×	41.6 (-3.3)	47.0 (-5.1)	66.2 (-1.3)	67.1
10×	39.2 (-5.7)	46.2 (-5.9)	65.0 (-2.5)	66.5 (-0.6)
20×	37.8 (-7.1)	44.8 (-7.3)	63.7 (-3.8)	65.2 (-1.9)

(a) CIFAR-10 (Img/Cls=10)

Speed up	DC [64]	DSA [62]	IDC [27]	Ours
1×	53.9	60.6	74.5	-
5×	50.3 (-3.6)	56.5 (-4.1)	73.3 (-1.2)	73.8
10×	47.3 (-6.6)	55.7 (-4.9)	72.0 (-2.5)	73.1 (-0.7)
20×	42.0 (-11.9)	54.1 (-6.5)	71.1 (-3.4)	71.7 (-2.1)

(b) CIFAR-10 (Img/Cls=50)

Speed up	DC [64]	DSA [62]	IDC [27]	Ours
1×	29.5	32.3	45.1	-
5×	23.1 (-6.4)	29.3 (-3.0)	43.4 (-1.9)	46.2
10×	21.1 (-8.4)	28.7 (-3.6)	41.6 (-3.5)	45.6 (-0.6)
20×	18.6 (-10.9)	27.9 (-4.4)	40.5 (-4.6)	45.0 (-1.2)

(c) CIFAR-100 (Img/Cls=10)

Table 4. Condensation performance with different acceleration / speed ups over state-of-the-art dataset distillation approaches. We show performance drop between increased speed up in brackets. Our method achieves higher performance over baseline methods at all levels of speed up. With increased speed up, our method shows minor regression in performance.

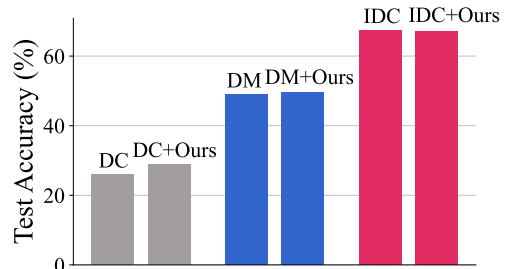


Figure 7. Performance of our method applied to different dataset distillation methods on CIFAR-10 dataset (10 images per class). Results of our method are reported with  $5\times$  better acceleration.

## 6. Conclusion

In this work, we introduce a novel method for improving the efficiency of gradient-matching based dataset distillation approaches. We leverage model augmentation strategies with early-stage training and weight perturbation to increase the diversity of the feature space as well as massively reduce the computation time for dataset distillation. Our method is able to achieve  $10\times$  acceleration on CIFAR and  $5\times$  acceleration on ImageNet. As the first attempt to improve the efficiency of gradient-matching based dataset

distillation, the proposed method successfully crafts a condensed dataset of ImageNet in 18 hours, making dataset distillation more applicable in real-world settings.

**Limitations** Future research directions include scaling up the method to reduce the performance gap with the full dataset while maintaining a similar efficiency; extending our method to other dataset distillation approaches, *e.g.*, distribution-matching [63], and parameter-matching [5].

## References

- [1] Alessandro Achille, Matteo Rovere, and Stefano Soatto. Critical learning periods in deep neural networks. *CoRR*, abs/1711.08856, 2017. 4
- [2] Ondrej Bohdal, Yongxin Yang, and Timothy M. Hospedales. Flexible dataset distillation: Learn labels instead of images. *CoRR*, abs/2006.08572, 2020. 1, 2
- [3] Gavin Brown, Adam Craig Pocock, Ming-Jie Zhao, and Mikel Luján. Conditional likelihood maximisation: A unifying framework for information theoretic feature selection. *J. Mach. Learn. Res.*, 13:27–66, 2012.
- [4] George Cazenavette, Tongzhou Wang, Antonio Torralba, Alexei A. Efros, and Jun-Yan Zhu. Dataset distillation by matching training trajectories. In *CVPR*, pages 10708–10717, 2022. 1, 2, 5, 6
- [5] George Cazenavette, Tongzhou Wang, Antonio Torralba, Alexei A. Efros, and Jun-Yan Zhu. Wearable imagenet: Synthesizing tileable textures via dataset distillation. In *CVPR Workshops*, pages 2277–2281, 2022. 2, 5, 8, 9, 11
- [6] Justin Cui, Ruochen Wang, Si Si, and Cho-Jui Hsieh. DC-BENCH: dataset condensation benchmark. *CoRR*, abs/2207.09639, 2022.
- [7] Jia Deng, Wei Dong, Richard Socher, Li-Jia Li, Kai Li, and Li Fei-Fei. Imagenet: A large-scale hierarchical image database. In *CVPR*, pages 248–255, 2009. 5
- [8] Tian Dong, Bo Zhao, and Lingjuan Lyu. Privacy for free: How does dataset condensation help privacy? In *ICML*, volume 162, pages 5378–5396, 2022. 2
- [9] Dumitru Erhan, Yoshua Bengio, Aaron C. Courville, Pierre-Antoine Manzagol, Pascal Vincent, and Samy Bengio. Why does unsupervised pre-training help deep learning? *J. Mach. Learn. Res.*, 11:625–660, 2010.
- [10] Gongfan Fang, Kanya Mo, Xinchao Wang, Jie Song, Shitao Bei, Hao-fei Zhang, and Mingli Song. Up to 100x faster data-free knowledge distillation. In *AAAI*, pages 6597–6604, 2022. 5
- [11] Jonathan Frankle, David J. Schwab, and Ari S. Morcos. The early phase of neural network training. In *ICLR*, 2020. 4
- [12] Spyros Gidaris and Nikos Komodakis. Dynamic few-shot visual learning without forgetting. In *CVPR*, pages 4367–4375, 2018.
- [13] Jack Goetz and Ambuj Tewari. Federated learning via synthetic data. *CoRR*, abs/2008.04489, 2020. 2
- [14] Qiushan Guo, Xinjiang Wang, Yichao Wu, Zhipeng Yu, Ding Liang, Xiaolin Hu, and Ping Luo. Online knowledge distillation via collaborative learning. In *Proceedings of the IEEE/CVF Conference on Computer Vision and Pattern Recognition (CVPR)*, June 2020.
- [15] Yangzi Guo, Ying Nian Wu, and Adrian Barbu. A study of local optima for learning feature interactions using neural networks. In *IJCNN*, pages 1–8, 2021.
- [16] Guy Gur-Ari, Daniel A. Roberts, and Ethan Dyer. Gradient descent happens in a tiny subspace. *CoRR*, abs/1812.04754, 2018. 4
- [17] Boris Hanin. Which neural net architectures give rise to exploding and vanishing gradients? In *NIPS*, pages 580–589, 2018. 3
- [18] Boris Hanin and David Rolnick. How to start training: The effect of initialization and architecture. In *NIPS*, pages 569–579, 2018. 3
- [19] Kaiming He, Xiangyu Zhang, Shaoqing Ren, and Jian Sun. In *CVPR*, pages 770–778, 2016. 5, 7, 11
- [20] Geoffrey Hinton, Oriol Vinyals, Jeff Dean, et al. Distilling the knowledge in a neural network. *arXiv preprint arXiv:1503.02531*, 2(7), 2015.
- [21] Timothy Hospedales, Antreas Antoniou, Paul Micaelli, and Amos Storkey. Meta-learning in neural networks: A survey. *IEEE transactions on pattern analysis and machine intelligence*, 44(9):5149–5169, 2021. 1
- [22] Shengyuan Hu, Jack Goetz, Kshitiz Malik, Hongyuan Zhan, Zhe Liu, and Yue Liu. Fedsynth: Gradient compression via synthetic data in federated learning. *CoRR*, abs/2204.01273, 2022. 1, 2
- [23] Gao Huang, Zhuang Liu, Laurens van der Maaten, and Kilian Q. Weinberger. Densely connected convolutional networks. In *CVPR*, pages 2261–2269, 2017. 7
- [24] Zixuan Jiang, Jiaqi Gu, Mingjie Liu, and David Z. Pan. Delving into effective gradient matching for dataset condensation. *CoRR*, abs/2208.00311, 2022. 2
- [25] Wei Jin, Xianfeng Tang, Haoming Jiang, Zheng Li, Danqing Zhang, Jiliang Tang, and Bing Yin. Condensing graphs via one-step gradient matching. In *KDD*, pages 720–730, 2022. 2
- [26] Wei Jin, Lingxiao Zhao, Shichang Zhang, Yozen Liu, Jiliang Tang, and Neil Shah. Graph condensation for graph neural networks. In *ICLR*, 2022. 1, 2
- [27] Jang-Hyun Kim, Jinuk Kim, Seong Joon Oh, Sangdoo Yun, Hwanjun Song, Joonhyun Jeong, Jung-Woo Ha, and Hyun Oh Song. Dataset condensation via efficient synthetic-data parameterization. In *ICML*, volume 162, pages 11102–11118, 2022. 1, 2, 3, 4, 5, 6, 7, 8, 11, 13
- [28] Alex Krizhevsky, Geoffrey Hinton, et al. Learning multiple layers of features from tiny images. 2009. 5, 11
- [29] Saehyung Lee, Sanghyuk Chun, Sangwon Jung, Sangdoo Yun, and Sungroh Yoon. Dataset condensation with contrastive signals. In *ICML*, volume 162, pages 12352–12364, 2022. 1, 2
- [30] Guang Li, Ren Togo, Takahiro Ogawa, and Miki Haseyama. Soft-label anonymous gastric x-ray image distillation. In *ICIP*, pages 305–309, 2020. 1
- [31] Guang Li, Ren Togo, Takahiro Ogawa, and Miki Haseyama. Compressed gastric image generation based on soft-label dataset distillation for medical data sharing. *Computer Methods and Programs in Biomedicine*, page 107189, 2022. 1

- [32] Guang Li, Ren Togo, Takahiro Ogawa, and Miki Haseyama. Dataset distillation for medical dataset sharing. *CoRR*, abs/2209.14603, 2022. 2
- [33] Hao Li, Zheng Xu, Gavin Taylor, Christoph Studer, and Tom Goldstein. Visualizing the loss landscape of neural nets. In *NIPS*, pages 6391–6401, 2018. 4
- [34] Yongqi Li and Wenjie Li. Data distillation for text classification. *CoRR*, abs/2104.08448, 2021. 2
- [35] Mengyang Liu, Shanchuan Li, Xinshi Chen, and Le Song. Graph condensation via receptive field distribution matching. *CoRR*, abs/2206.13697, 2022. 1
- [36] Raphael Gontijo Lopes, Yann Dauphin, and Ekin Dogus Cubuk. No one representation to rule them all: Overlapping features of training methods. In *ICLR*, 2022. 3
- [37] Dougal Maclaurin, David Duvenaud, and Ryan P. Adams. Gradient-based hyperparameter optimization through reversible learning. In *ICML*, volume 37, pages 2113–2122, 2015. 2
- [38] Wojciech Masarczyk and Ivona Tautkute. Reducing catastrophic forgetting with learning on synthetic data. In *CVPR Workshops*, pages 1019–1024, 2020. 1, 2
- [39] Giung Nam, Hyungi Lee, Byeongho Heo, and Juho Lee. Improving ensemble distillation with weight averaging and diversifying perturbation. In *ICML*, volume 162, pages 16353–16367, 2022. 4
- [40] Giung Nam, Jongmin Yoon, Yoonho Lee, and Juho Lee. Diversity matters when learning from ensembles. In *NIPS*, pages 8367–8377, 2021. 4
- [41] Meenal V. Narkhede, Prashant P. Bartakke, and Mukul S. Sutaone. A review on weight initialization strategies for neural networks. *Artif. Intell. Rev.*, 55(1):291–322, 2022. 3
- [42] Timothy Nguyen, Zhourong Chen, and Jaehoon Lee. Dataset meta-learning from kernel ridge-regression. In *ICLR*, 2021. 1, 2
- [43] Timothy Nguyen, Roman Novak, Lechao Xiao, and Jaehoon Lee. Dataset distillation with infinitely wide convolutional networks. In *NIPS*, pages 5186–5198, 2021. 2
- [44] Andrea Rosasco, Antonio Carta, Andrea Cossu, Vincenzo Lomonaco, and Davide Bacciu. Distilled replay: Overcoming forgetting through synthetic samples. *CoRR*, abs/2103.15851, 2021. 2
- [45] Levent Sagun, Utku Evci, V. Ugur Güney, Yann N. Dauphin, and Léon Bottou. Empirical analysis of the hessian of overparametrized neural networks. In *ICLR Workshop*, 2018. 4, 5
- [46] Mattia Sangermano, Antonio Carta, Andrea Cossu, and Davide Bacciu. Sample condensation in online continual learning. In *IJCNN*, pages 1–8. 1, 2
- [47] Robin Tibor Schirrmeyer, Rosanne Liu, Sara Hooker, and Tonio Ball. When less is more: Simplifying inputs aids neural network understanding. *arXiv preprint arXiv:2201.05610*, 2022. 1
- [48] Rui Song, Dai Liu, Dave Zhenyu Chen, Andreas Festag, Carsten Trinitis, Martin Schulz, and Alois C. Knoll. Federated learning via decentralized dataset distillation in resource-constrained edge environments. *CoRR*, abs/2208.11311, 2022. 1
- [49] Felipe Petroski Such, Aditya Rawal, Joel Lehman, Kenneth O. Stanley, and Jeffrey Clune. Generative teaching networks: Accelerating neural architecture search by learning to generate synthetic training data. In *ICML*, volume 119, pages 9206–9216, 2020. 1, 2
- [50] Ilia Sucholutsky and Matthias Schonlau. Soft-label dataset distillation and text dataset distillation. In *IJCNN*, pages 1–8, 2021. 2
- [51] Mingxing Tan and Quoc V. Le. Efficientnet: Rethinking model scaling for convolutional neural networks. In *ICML*, volume 97, pages 6105–6114, 2019. 7
- [52] Yusuke Tashiro, Yang Song, and Stefano Ermon. Diversity can be transferred: Output diversification for white- and black-box attacks. In *NIPS*, 2020. 4
- [53] Yonglong Tian, Dilip Krishnan, and Phillip Isola. Contrastive multiview coding. In *ECCV*, volume 12356, pages 776–794, 2020. 6, 11
- [54] Frederick Tung and Greg Mori. Similarity-preserving knowledge distillation. In *Proceedings of the IEEE/CVF International Conference on Computer Vision (ICCV)*, October 2019.
- [55] Dmitry Ulyanov, Andrea Vedaldi, and Victor S. Lempitsky. Instance normalization: The missing ingredient for fast stylization. *CoRR*, abs/1607.08022, 2016.
- [56] Kai Wang, Bo Zhao, Xiangyu Peng, Zheng Zhu, Shuo Yang, Shuo Wang, Guan Huang, Hakan Bilen, Xinchao Wang, and Yang You. CAFE: learning to condense dataset by aligning features. In *CVPR*, pages 12186–12195, 2022. 2, 5, 6
- [57] Tongzhou Wang, Jun-Yan Zhu, Antonio Torralba, and Alexei A. Efros. Dataset distillation. *CoRR*, abs/1811.10959, 2018. 1, 2
- [58] Qingsong Wen, Liang Sun, Fan Yang, Xiaomin Song, Jingkun Gao, Xue Wang, and Huan Xu. Time series data augmentation for deep learning: A survey. In *IJCAI*, pages 4653–4660, 2021.
- [59] Mitchell Wortsman, Gabriel Ilharco, Samir Ya Gadre, Rebecca Roelofs, Raphael Gontijo Lopes, Ari S. Morcos, Hongseok Namkoong, Ali Farhadi, Yair Carmon, Simon Kornblith, and Ludwig Schmidt. Model soups: averaging weights of multiple fine-tuned models improves accuracy without increasing inference time. In *ICML*, volume 162, pages 23965–23998, 2022. 3
- [60] Sen Wu, Hongyang R. Zhang, Gregory Valiant, and Christopher Ré. On the generalization effects of linear transformations in data augmentation. In *ICML*, volume 119, pages 10410–10420, 2020.
- [61] Yuanhao Xiong, Ruochen Wang, Minhao Cheng, Felix Yu, and Cho-Jui Hsieh. Feddm: Iterative distribution matching for communication-efficient federated learning. *CoRR*, abs/2207.09653, 2022. 2
- [62] Bo Zhao and Hakan Bilen. Dataset condensation with differentiable siamese augmentation. In *ICML*, volume 139, pages 12674–12685, 2021. 1, 2, 3, 5, 6, 7, 8, 11
- [63] Bo Zhao and Hakan Bilen. Dataset condensation with distribution matching. 2023. 1, 2, 3, 5, 6, 9, 12
- [64] Bo Zhao, Konda Reddy Mopuri, and Hakan Bilen. Dataset condensation with gradient matching. In *ICLR*, 2021. 1, 2, 3, 5, 7, 8, 11, 12

This comes as supplementary material to the paper *Accelerating Dataset Distillation via Model Augmentation*. The appendix is structured as follows:

1. Datasets.
2. Networks.
3. Additional Experiments.

## 7. Datasets

**ImageNet-subset.** Following previous works [27, 53], we evaluate our method on ImageNet-subset, which borrows a subclass list containing 100 classes from [53]. We use the first 10 classes from the list in our ImageNet-10 experiments and the complete list in our ImageNet-100 experiment. The images in ImageNet-subset is preprocessed to a fixed size of  $224 \times 224$  using resize and center crop functions.

## 8. Networks

Staying with precedent [5, 27, 62, 64], we employ a simple ConvNet-3 architecture for CIFAR-10 and CIFAR-100 [28] dataset and a modified ResNet-10 [19] architecture ResNetAP-10 for ImageNet-subset. As shown in Tab. 5, ConvNet-3 consists of several convolutional tasks, each containing a  $3 \times 3$  convolutional layer with 129 filters, Instance normalization, RELU and  $2 \times 2$  average pooling with stride 2. We also demonstrate the detailed architecture of ResNetAP-10 in Tab. 6. ResNetAP-10 is modified on ResNet-10, which replaces strided convolution as average pooling for downsampling.

Parameter	Shape	Layer hyper-parameter
pooling.avg	[2]	stride=2, padding=0
conv1.weight	[3, 128, 3, 3]	stride=1, padding=1
conv1.bias	[128]	N/A
conv2.weight	[128, 128, 3, 3]	stride=1, padding=1
conv2.bias	[128]	N/A
conv2.weight	[128, 128, 3, 3]	stride=1, padding=1
conv2.bias	[128]	N/A
norm.group	[128, 128]	eps=1e-5, affine=True
norm.group	[128, 128]	eps=1e-5, affine=True
norm.group	[128, 128]	eps=1e-5, affine=True
pooling.avg	[2]	stride=2, padding=0
pooling.avg	[2]	stride=2, padding=0
pooling.avg	[2]	stride=2, padding=0
fc.weight	[2048, 10]	N/A
fc.bias	[10]	N/A

Table 5. Detailed information of the ConvNet-3 architecture used in our experiments for CIFAR-10 and CIFAR-100.

Parameter	Shape	Layer hyper-parameter
conv1.weight	[3, 64, 7, 7]	stride=1, padding=3
pool1.avg	[4, 4]	stride=4, padding=0
conv2.weight	[64, 64, 3, 3]	stride=1, padding=1
norm1.group	[64, 64]	eps=1e-5, affine=True
conv2.weight	[64, 64, 3, 3]	stride=1, padding=1
norm1.group	[64, 64]	eps=1e-5, affine=True
conv3.weight	[64, 128, 3, 3]	stride=1, padding=1
norm2.group	[128, 128]	eps=1e-5, affine=True
conv4.weight	[128, 128, 3, 3]	stride=1, padding=1
norm2.group	[128, 128]	eps=1e-5, affine=True
conv5.weight	[64, 128, 1, 1]	stride=1, padding=0
pool2.avg	[2, 2]	stride=2, padding=0
norm2.group	[128, 128]	eps=1e-5, affine=True
conv6.weight	[128, 256, 3, 3]	stride=1, padding=1
norm3.group	[256, 256]	eps=1e-5, affine=True
conv7.weight	[256, 256, 1, 1]	stride=1, padding=1
norm3.group	[256, 256]	eps=1e-5, affine=True
conv8.weight	[128, 256, 1, 1]	stride=1, padding=0
pool2.avg	[2, 2]	stride=2, padding=0
norm3.group	[256, 256]	eps=1e-5, affine=True
conv9.weight	[256, 512, 3, 3]	stride=1, padding=1
norm4.group	[512, 512]	eps=1e-5, affine=True
conv10.weight	[512, 512, 3, 3]	stride=1, padding=1
norm4.group	[512, 512]	eps=1e-5, affine=True
conv11.weight	[256, 512, 1, 1]	stride=1, padding=1
pool2.avg	[2, 2]	stride=2, padding=0
norm4.group	[512, 512]	eps=1e-5, affine=True
pool5.avg	[7, 7]	stride=7, padding=0
fc.weight	[512, 10]	N/A
fc.bias	[10]	N/A

Table 6. Detailed information of the ResNetAP-10 architecture used in our experiments for ImageNet.

## 9. Additional Experiments

### 9.1. More Experiment results on Datasets

**CIFAR-10 & CIFAR-100.** Our method achieves a better trade-off in task performance vs. acceleration of training compared to other state-of-the-art baselines on CIFAR-10 and CIFAR-100. As shown in Tab. 7, our method consistently outperforms SOTA method IDC under  $5\times$ ,  $10\times$ , and  $20\times$  speed ups and other baselines without acceleration. This verifies the efficiency of our method, which requires less training time and computation resources to achieve comparable or surpass performances of leading baselines.

**ImageNet.** Apart from CIFAR-10 and CIFAR-100, we evaluate the performance of our method on large-scale and high-resolution dataset ImageNet. As shown in Tab. 8, our method significantly outperforms all the baselines across various numbers number of classes and surpasses the leading method IDC under  $5\times$  and  $10\times$  speed ups. Existing

Img/ Cls	CIFAR-10										
	DM	DSA	CAFE	TM	IDC <sub>1</sub>	IDC <sub>5</sub>	Ours <sub>5</sub>	IDC <sub>10</sub>	Ours <sub>10</sub>	IDC <sub>20</sub>	Ours <sub>20</sub>
1	26.0	28.2	30.3	46.3	50.6	49.5 (0.4)	<b>49.2 (0.4)</b>	49.0 (0.3)	<b>48.7 (0.5)</b>	48.6 (0.3)	<b>48.0 (0.3)</b>
10	48.9	52.1	46.3	65.3	67.5	66.2 (0.3)	<b>67.1 (0.2)</b>	65.0 (0.3)	<b>66.5 (0.1)</b>	63.7 (0.2)	<b>65.1 (0.1)</b>
50	63.0	60.6	55.5	71.6	74.5	73.3 (0.3)	<b>73.8 (0.1)</b>	72.0 (0.6)	<b>73.1 (0.1)</b>	71.1 (0.2)	<b>71.7 (0.3)</b>

(a) Results on CIFAR-10

Img/ Cls	CIFAR-100										
	DM	DSA	CAFE	TM	IDC <sub>1</sub>	IDC <sub>5</sub>	Ours <sub>5</sub>	IDC <sub>10</sub>	Ours <sub>10</sub>	IDC <sub>20</sub>	Ours <sub>20</sub>
1	11.4	13.9	12.9	24.3	25.1	24.9 (0.5)	<b>29.8 (0.2)</b>	24.7 (0.1)	<b>29.6 (0.1)</b>	24.4 (0.1)	<b>29.1 (0.1)</b>
10	29.7	32.3	27.8	40.1	45.1	44.1 (0.2)	<b>46.2 (0.3)</b>	43.1 (0.2)	<b>45.6 (0.4)</b>	41.6 (0.2)	<b>45.0 (0.0)</b>
50	43.6	42.8	37.9	47.7	-	-	<b>52.6 (0.4)</b>	-	<b>52.3 (0.2)</b>	-	<b>52.2 (0.1)</b>

(b) Results on CIFAR-100

Table 7. Comparing performance of dataset distillation methods on CIFAR-10 and CIFAR-100. We report Top-1 test accuracy of test models ConvNet-3 trained on condensed datasets. Img/Cls means the number of images per class of the condensed dataset. We evaluate each task with 3 repetitions and denote the standard deviations in the parenthesis. We compare the same acceleration levels between IDC and our method on  $5\times$ ,  $10\times$ , and  $20\times$ .

Dataset	Img/Cls	DM	DSA	IDC <sub>1</sub>	IDC <sub>5</sub>	Ours <sub>5</sub>	IDC <sub>10</sub>	Ours <sub>10</sub>
ImageNet-10	10	52.3	52.7	72.8 (0.6)	72.3 (0.7)	<b>74.6 (0.4)</b>	72.3 (1.0)	<b>74.0 (0.4)</b>
	20	59.3	57.4	76.6 (0.4)	74.7 (0.4)	<b>76.3 (1.0)</b>	74.7 (0.4)	<b>75.2 (1.0)</b>
ImageNet-100	10	22.3	21.8	46.7 (0.2)	-	<b>48.4 (0.3)</b>	-	-
	20	30.4	30.7	53.7 (0.9)	-	<b>56.0 (0.5)</b>	-	-

Table 8. Comparing performance of dataset distillation methods on ImageNet-10 and ImageNet-100. We report Top-1 test accuracy of test models ResNetAP-10 trained on condensed datasets. We evaluate each task with 3 repetitions and denote the standard deviations in the parenthesis.

methods perform poorly on high-resolution dataset, such as ImageNet. However, our method not only achieves a better performance but also improves the efficiency on both low- and high-resolution datasets. This demonstrates the effectiveness and scalability of our method and makes it more appealing from all practical purposes.

## 9.2. Comparison on Training budgets

We further investigate the efficiency of our method through considering various amounts of training budgets. We consider training budgets from two perspectives, time efficiency, including training steps and training times as shown in Fig. 8 and Fig. 9, and computation efficiency, including FLOPs as shown in Fig. 10. We remark that our method provides significantly better performance than leading method IDC across all ranges of budgets. Our method requires fewer training steps, consumes short training time and less computation resource to reach comparable or better performance, which demonstrates efficiency of our method.

## 9.3. Our method with Other Algorithms

Our weight perturbation strategy can be orthogonally applied to other dataset distillation methods. To verify the generality of our strategy, we apply the weight perturba-

tion on other DD methods, gradient-matching DC [64] and distribution-matching DM [63] to accelerate the training  $5\times$  faster. Tab. 9 summarizes the test performance of condensed data on CIFAR-10. The table shows that our method can also improve the performance of DC and DM.

Img/Cls	DC	DC+Our	DM	DM+Our
10	26.0	<b>28.9</b>	48.9	<b>49.5</b>

Table 9. Performance of gradient-matching objective by DC and distribution-matching objective by DM with our strategy on CIFAR-10.

## 9.4. Model Selection Effect on Distillation

We conduct an ablation study investigating the effect of model selection in Tab. 10. Instead of randomly selecting a model from pre-trained models, we consider to average the weights of all the pre-trained models at the beginning of each outer loop in our method. The table shows that the gap between random selection and weight average is no more than 1% in most of datasets. It indicates that both methods preserve the relevant information of feature spaces and verifies that our method does not mainly rely on the way of model selection.

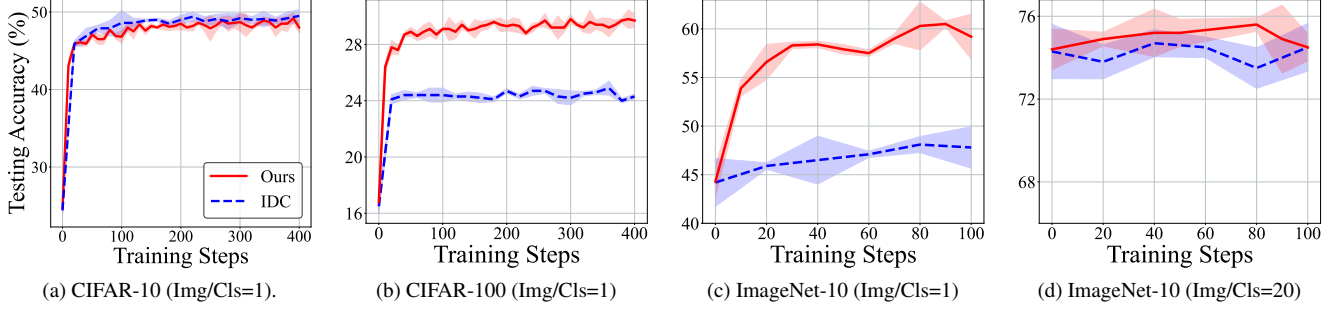


Figure 8. Performance comparison across varying training steps. Batchsize is set the same as 64. Our method consistently outperforms leading method IDC [27] on various training steps.

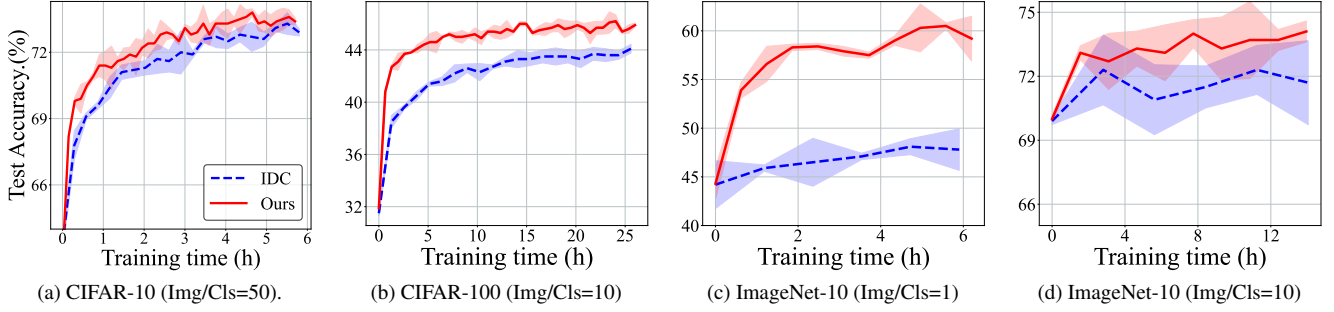


Figure 9. Performance comparison across varying training time. Our method significantly requires less time and achieves better performance. The result reported of our method is  $5 \times$  acceleration.

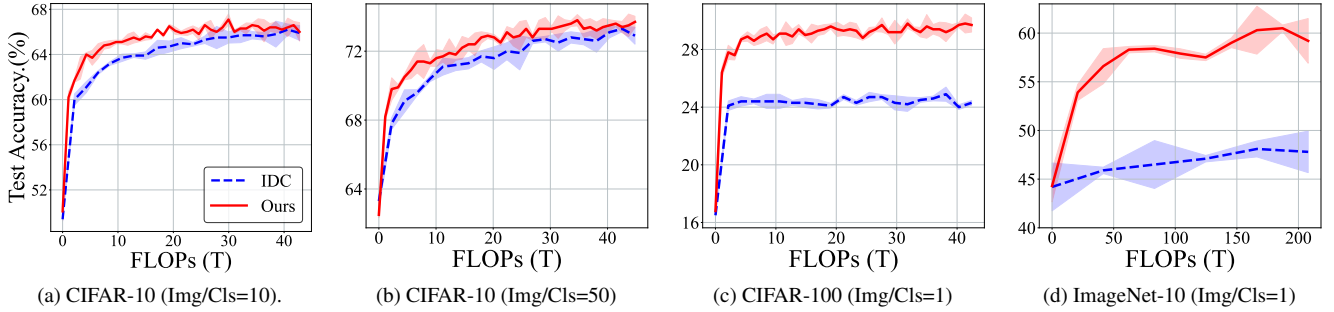


Figure 10. Performance comparison across varying FLOPs. Our method significantly requires less computation resource and achieves better performance. The result reported of our method is  $5 \times$  acceleration.

Dataset	Img/Cls	Random Selection	Weight Average
CIFAR-10	1	<b>49.2 (0.4)</b>	48.7 (0.4)
	10	<b>67.1 (0.2)</b>	66.1 (0.2)
CIFAR-100	1	<b>29.8 (0.2)</b>	28.5 (0.1)
	10	<b>46.2 (0.3)</b>	43.6 (0.4)
ImageNet-10	1	<b>60.5 (0.2)</b>	59.7 (1.2)
	10	<b>74.6 (0.3)</b>	<b>74.8 (0.4)</b>

Table 10. Comparing performance of dataset distillation on different methods of method selection. The results are reported under  $5 \times$  acceleration with an identical training strategy.

## 9.5. Visual Examples

We provide visual examples of our method on CIFAR-10, ImageNet under  $5 \times$  acceleration in the following pages. In Fig. 11 and Fig. 12, we compare our synthetic data samples to the real training data samples, which we used as initialization of the synthetic data. From the figure, we remark that our condensed data looks abstract, yet still recognizable, representative of each class. We also provide the full condensed data in Fig. 13 and Fig. 14, under the storage of 10 images per class.




Figure 11. Comparison of real and synthetic images on CIFAR-10.




Figure 12. Comparison of real and synthetic images on ImageNet.




Figure 13. Condensed images of CIFAR-10 dataset 10 Img/Cls. Each row corresponds to the condensed class of a single class.



Figure 14. Condensed images of ImageNet-10 dataset 10 Img/Cls.