

Probabilistic Guarantees for Safe Reinforcement Learning in Continuous Action Spaces via Temporal Logic

Hanna Krasowski, Prithvi Akella, Aaron D. Ames, and Matthias Althoff

Abstract—Vanilla Reinforcement Learning (RL) can efficiently solve complex tasks but does not provide any guarantees on system behavior. Yet, for real-world systems, which are often safety-critical, such guarantees on safety specifications are necessary. To bridge this gap, we propose a safe RL procedure for continuous action spaces with verified probabilistic guarantees specified via temporal logic. First, our approach probabilistically verifies a candidate controller with respect to a temporal logic specification while randomizing the controller’s inputs within an expansion set. Then, we use RL to improve the performance of this probabilistically verified controller and explore in the given expansion set around the controller’s input. Finally, we calculate probabilistic safety guarantees with respect to temporal logic specifications for the learned agent. Our approach is efficiently implementable for continuous action and state spaces and separates safety verification and performance improvement into two distinct steps. We evaluate our approach on an evasion task where a robot has to reach a goal while evading a dynamic obstacle with a specific maneuver. Our results show that our safe RL approach leads to efficient learning while probabilistically maintaining safety specifications.

I. INTRODUCTION

Reinforcement Learning (RL) has the potential to solve intricate tasks by learning complex policies efficiently. However, vanilla RL cannot provide (probabilistic) safety guarantees, which is essential for real-world applications. Formal methods can eliminate this problem when integrated into the learning process. Additionally, in real-world applications such as robotics or autonomous driving, the RL policy usually needs to decide on a continuous action based on a continuous observation. The most prominent formal methods approaches that achieve safety guarantees for RL with continuous action spaces are control-theoretic methods such as model predictive control [1], [2], and control barrier functions [3], or reachability analysis [4]–[6]. All these methods either determine unsafe state sets and prohibit the RL agent from entering them or determine safe state sets and force the RL agent to remain within those. However, suppose the safety specification is more complex than a reach-avoid specification.

The authors gratefully acknowledge the partial financial support of this work by the research training group ConVeY funded by the German Research Foundation under grant GRK 2428, by the project justITSELF funded by the European Research Council under grant agreement No 817629, and by an IFI scholarship funded by the DAAD. Prithvi Akella was supported the Air Force Office of Scientific Research, grant FA9550-19-1-0302, and the National Science Foundation, grant 1932091.

H. Krasowski and M. Althoff are with the Technical University of Munich, Munich, Germany {hanna.krasowski, althoff}@tum.de

H. Krasowski, P. Akella and A. D. Ames are with the California Institute of Technology, Pasadena, USA {pakella, ames}@caltech.edu

In that case, it is tedious or impractical to define the (un)safe sets without discretizing the action or state spaces.

One way of expressing such more complex safety specifications is via temporal logic. Indeed, there has been significant work which combines RL with logical specifications. For example, Alshiekh et al. [7] filter all unsafe actions proposed by RL agent with a safety shield synthesized from temporal logic specifications. Lavaei et al. [8] provide a method to derive rewards and observations from temporal logic task specifications for RL. Hasanbeig et al. [9] include the temporal logic specifications in their construction of a product Markov Decision Process. They propose an architecture with a task and a safety agent: While the task agent learns to fulfill a task, the safety agent shields the task agent by only allowing low-risk actions. The risk bound is set *a priori*, and no action with a high risk probability can be selected. However, these approaches are limited to discrete action spaces. Thus, applying them to real-world systems with continuous control inputs requires a low-level controller that converts the discrete actions to continuous inputs.

Other RL approaches realize continuous actions and guide the agent by a temporal logic specification that includes safety and performance objectives [10]–[12]. For example, Cai et al. [12] specify the performance and safety objectives with linear temporal logic and transform this specification in a Büchi automaton. This automaton is integrated into deep deterministic policy gradient learning and yields probabilistic guarantees that satisfy the temporal logic specification. The evaluation shows a high satisfaction rate on three benchmarks including a Mars exploration task. Although, specifying safety and performance via temporal logic for RL is promising, safety and performance objectives are often not aligned and, thus, a trade-off between them is necessary or the problem can render infeasible for some situations. This can be solved by either giving feedback to the user that the problem is infeasible [11] or finding the best trade-off between safety and performance by maximizing the satisfaction probability [12]. The first solution is usually not practical for real-world systems and the second does not provide an explicit probabilistic guarantee for the safety specification, which might be required. Therefore, our approach separates safety and performance objectives such that we get explicit probabilistic safety guarantees while the feasibility is ensured by construction. Note that we assume that the distribution of system behaviour is time-invariant.

To provide these probabilistic safety guarantees, we leverage existing work in the probabilistic verification literature – a well-studied field with its roots in the stochastic model

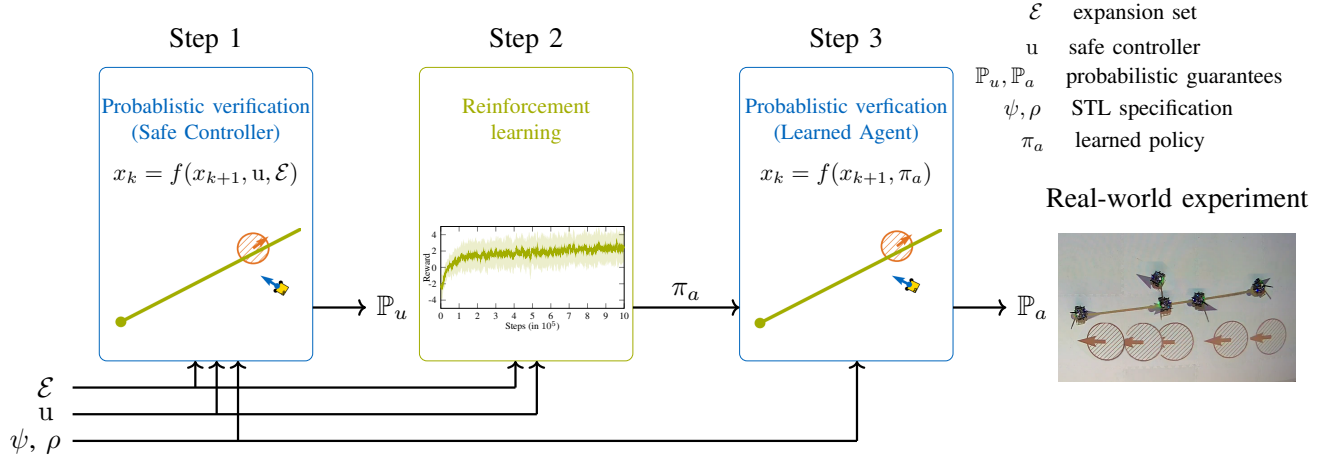


Fig. 1. Safe RL process for STL safety specification ψ with robustness measure ρ using a safe controller u for a system model $x_k = f(\cdot)$.

checking community [13]–[15] to more recent works taking a scenario approach to risk-aware probabilistic verification [16], [17]. Here, the standard approach as described in [18] is to pose verification as an optimization problem minimizing a quantifiable satisfaction measure provided by either a temporal logic specification or another method. Then, any number of probabilistic optimization procedures can be utilized, *e.g.* importance sampling [19], [20], bayesian optimization [21], [22], ant-colony optimization [23], *etc.*

Contribution: We propose using RL to improve the performance of a probabilistically verified black-box controller such that the initially verified probabilistic guarantees are likely to hold for the learned controller. In particular, we separate safety and performance in a three-step process (see Fig 1), realizing efficient RL with probabilistic safety guarantees with respect to temporal logic formulas. For the RL step, we introduce a model-free RL approach for continuous action and state spaces that improves the probabilistically verified black-box controller such that the learned controller exhibits similar probabilistic safety guarantees as the initial, verified controller. Finally, we validate our approach experimentally and show that it can be translated to real-world systems as demonstrated through experimental results on the Robotarium [24].

Structure: The remainder of this paper is organized as follows. First, we introduce preliminary concepts in Sec. II. Second, we present our safe RL approach in Sec. III. Then, we explain the details of our safe evasion task and its experimental validation in Sec. IV. Finally, we discuss our approach in Sec. V and conclude in Sec. VI.

II. PRELIMINARIES

Signal Temporal Logic STL is a language by which rich, time-varying system behavior can be succinctly expressed. This language is based on predicates $\mu \in \mathcal{A}$ which are Boolean-valued functions taking a truth value for each state $x \in \mathcal{X}$. Predicates μ and specifications ψ are defined in Backus-Naur notation [25, Sec. 2.1] with respect to predicate functions h_μ that define subsets of a state space \mathcal{X} where μ

evaluates to True:

$$\mu(x) = \text{True} \iff h_\mu(x) \geq 0, \quad h_\mu : \mathcal{X} \rightarrow \mathbb{R}, \quad (1)$$

$$\psi \triangleq \mu \mid \neg\psi \mid \psi_1 \vee \psi_2 \mid \psi_1 \text{ U}_{[a,b]} \psi_2,$$

where, $\psi \in \mathbb{S}$, and $a, b \in \mathbb{R}_{\geq 0} \cup \{\infty\}$, $b \geq a$. Here, \mathbb{S} is the set of all STL specifications which are evaluated over signals $s : \mathbb{R}_{\geq 0} \rightarrow \mathbb{R}^n$, and the space of all signals $\mathcal{S}^{\mathbb{R}^n} = \{s \mid s : \mathbb{R}_{\geq 0} \rightarrow \mathbb{R}^n\}$. Finally, we denote that a signal s satisfies ψ at time t via $(s, t) \models \psi$. Furthermore, every STL specification ψ has a *robustness measure* ρ that is positive for signals s that satisfy ψ at a given time t [26].

Definition 1. A function $\rho : \mathcal{S}^{\mathbb{R}^n} \times \mathbb{R}_+ \rightarrow \mathbb{R}$ is a *robustness measure* for an STL specification ψ if it satisfies: $\rho(s, t) \geq 0 \iff (s, t) \models \psi$.

Example 1. Let $\psi = \neg(\text{True U}_{[0,2]} |s(t)| > 2)$, then any real-valued signal $s : \mathbb{R}_{\geq 0} \rightarrow \mathbb{R}$ satisfies ψ at time t , *i.e.* $(s, t) \models \psi$ if $\forall t' \in [t, t+2]$, $|x(t')| \leq 2$. A possible robustness measure is $\rho(s, t) = \min_{t' \in [t, t+2]} 2 - |x(t')|$.

Note that while defining a robustness measure as per Definition 1 aligns with prior works [27], [28] and our predicate definition in (1), it is not the only way of defining such a measure, *e.g.* see Definition 3 in [29] or Section 2.3 in [30].

Probabilistic Controller Verification As expressed in Sec. III in [18], STL provides a natural way of phrasing black-box controller verification as an optimization problem over a space of parameters $p \in \mathcal{P}$ affecting signal generation. More specifically, let \mathcal{P} be a space of parameters signifying different environmental states in which we expect our closed-loop system to operate, *e.g.* for warehouse robotics, these could be package and drop-off locations, the floor plan, *etc.* Additionally, for any environment parameter p , there may exist disturbances affecting system behavior. Hence, we expect the closed-loop trajectory realized by our system ϕ_p to be a sample of a p -parameterized random variable Φ_p with corresponding distribution π_p , *i.e.* $\forall p \in \mathcal{P}$:

ϕ_p is a sample of Φ_p which has distribution π_p .

Provided an STL specification ψ and robustness measure ρ as per Definition 1, the probabilistic controller verification problem aims to determine a lower bound ρ^* on the robustness achievable by our closed-loop system, as expressed in the following theorem [31], with $U[\cdot]$ the uniform distribution.

Theorem 1. (Adapted from [16, Thm. 7]) Let \mathcal{P} be a space that admits a uniform distribution and let $\mathcal{D} = \{r_i = \rho(\phi_{p_i})\}_{i=1}^N$ be a set of N closed-loop system robustnesses r_i , evaluating the robustness of one closed-loop trajectory sample ϕ_{p_i} per i.i.d. sample p_i drawn from the uniform distribution over \mathcal{P} . Furthermore, define $\rho_N^* = \min\{r_i \in \mathcal{D}\}$. For any $\epsilon \in [0, 1]$, the probability that ρ_N^* underperforms the $1 - \epsilon$ -th quartile of possible robustness values is bounded below by $1 - (1 - \epsilon)^N$, i.e. with $\mu \triangleq U[\mathcal{P}] \times \pi_p$,

$$\mathbb{P}_\mu^N [\mathbb{P}_\mu[\rho(\phi_p) \geq \rho_N^*] \geq 1 - \epsilon] \geq 1 - (1 - \epsilon)^N. \quad (2)$$

Remark on System Dimension Scalability: To provide an intuitive explanation as to the consistency of the sample requirement N even if the relative “size” of the parameter space \mathcal{P} increases, we note that Theorem 1 only provides a probabilistic lower bound and not an absolute lower bound. In other words, as the “size” of the parameter space \mathcal{P} increases, there may be a larger absolute number of events that underperform the reported lower bound, i.e. a larger number of trajectories that realize lower robustness than the reported cutoff. However, the maximum probability of sampling these underperforming events remains the same. These dimensional scaling effects are further explained in Sec. 5 in [16].

Overarching Problem Statement: We study how to maintain probabilistic safety guarantees of a black-box controller while using RL for improving the performance of the controller. The safety specifications are formulated via STL and, thus, can be more complex than reach-avoid specifications. We investigate the case of continuous action and state spaces, which are common for real-world applications and where predicting the compliance with a temporal logic formula is challenging in contrast to discrete spaces.

III. SAFE RL PROCESS

Step One: As part of our safe RL process shown in Fig. 1, we first assume that we have a safety specification ψ expressed in STL and an associated robustness measure ρ as per Definition 1. We also assume that a model and controller u is given:

$$\begin{aligned} x_{k+1} &= f(x_k, u_k), \quad x_k, x_{k+1} \in \mathcal{X} \subseteq \mathbb{R}^n, \\ u_k &\in \mathcal{U} \subseteq \mathbb{R}^m, \quad u: \mathcal{X} \rightarrow \mathcal{U}, \end{aligned} \quad (3)$$

where $u(x_k) = u_k$ and the subscripts denote the time step. Our process has three parts as depicted in Figure 1. Our first step is to follow the probabilistic verification procedure outlined in Section II to verify whether this controller u realizes safe behavior on a stochastic version of our system model in (3):

$$x_{k+1} = f(x_k, u(x_k) + \xi), \quad \xi \sim U[\mathcal{E}], \quad \mathcal{E} \subseteq \mathbb{R}^m. \quad (4)$$

Here, $U[\mathcal{E}]$ corresponds to the uniform distribution over the set \mathcal{E} , which we assume to be fixed and independent of

the system state $x \in \mathcal{X}$. Per Theorem 1, by uniformly randomly sampling N initial conditions $x_0 \in \mathcal{X}$, realizing one randomized trajectory ϕ_{x_0} following the stochastic model (4) per initial condition x_0 , and evaluating the robustness $\rho(\phi_{x_0})$ of the sampled trajectory, we can determine a probabilistic lower bound on the robustnesses achievable by the closed-loop system (4).

Corollary 1. Let the system dynamics be as per (4), the safety specification ψ have robustness measure ρ as per Definition 1, and $\mathcal{D} = \{r_i = \rho(\phi_{x_0^i})\}_{i=1}^N$ be the robustnesses of N trajectories $\phi_{x_0^i}$ where the initial conditions x_0^i were uniformly sampled over \mathcal{X} . Define $\rho_N^* = \min\{r_i \in \mathcal{D}\}$, then for some $\epsilon \in [0, 1]$, ρ_N^* underperforms the $1 - \epsilon$ -th quartile robustnesses achievable by the stochastic closed-loop system in (4) with minimum confidence $1 - (1 - \epsilon)^N$, i.e. with $\mu = U[\mathcal{X}_0] \times U[\mathcal{E}] \times U[\mathcal{E}] \times \dots$,

$$\mathbb{P}_\mu^N [\mathbb{P}_\mu[\rho(\phi_{x_0}) \geq \rho_N^*] \geq 1 - \epsilon] \geq 1 - (1 - \epsilon)^N.$$

We abbreviate this probabilistic verification with function $\text{probrv}(x_0, f, u, \mathcal{E}, N, \epsilon)$, which returns the robustness ρ_N^* .

Proof: This is an application of Theorem 1. ■

The first step concludes once we construct a candidate controller u that achieves safe behavior with a high probability, i.e. $\rho_N^* \geq 0$ with $1 - \epsilon \approx 1$. For context, while identifying a candidate controller seems difficult, we only require this controller to satisfy a safety specification, e.g. avoid obstacles, operate within safe bounds, etc., and with the wealth of prior work on safety-critical control, e.g. barrier functions [32], construction of such a controller for simple dynamical models is rather simple.

Remark on Maximizing \mathcal{E} : The next step in our safe RL process will be to learn a policy that chooses disturbances within the perturbation set \mathcal{E} . As such, maximizing the size of this set has a direct impact on the ability of our procedure to learn a performant policy. To that end, we note that any algorithm that iteratively expands \mathcal{E} , while returning a set over which the existing safe controller u realizes a positive minimum probabilistic robustness ρ_N^* as per Corollary 1, is a valid expansion algorithm for the determination of \mathcal{E} . This is expressed formally as follows.

Corollary 2. The baseline controller u is probabilistically safe with respect to the stochastic system (4) with the disturbance set \mathcal{E} , which is returned by Algorithm 1.

Proof: Application of Corollary 1 noting that $\rho_N^* \geq 0$ for the final disturbance set \mathcal{E} returned by Algorithm 1. ■

Step Two: The second step in our safe RL process is to learn a controller that improves for performance of the safe controller u we verified in the prior step. To learn against this controller, we define a state-dependent action space $\mathcal{A}(x)$ where we permit the agent to learn over actions a that are bounded around the safe control input $u(x)$ at a state $x \in \mathcal{X}$:

$$\mathcal{A}(x) = u(x) \oplus \mathcal{E}, \quad (5)$$

where \oplus denotes the Minkowski sum. Based on Corollary 1, we can compute the probabilistic guarantee (usually ≈ 1)

Algorithm 1 findDisturbanceSet()

Input: initial conditions x_0 , system model f , controller u , initial disturbance interval set \mathcal{E}_{init} , vector of fractions to increase disturbance set $\Delta \mathbf{f} \in \mathbb{R}^m$, number of samples N , quartile parameter ϵ

Output: Final disturbance set \mathcal{E}

```

1:  $i = 1$ 
2:  $\rho_N^* = \text{probv}(x_0, f, u, \mathcal{E}_{init}, N, \epsilon)$ 
3: while  $\rho_N^* \geq 0$  do
4:    $\mathcal{E} = (\mathbf{1}_m + (i-1) \Delta \mathbf{f}) \mathcal{E}_{init}$ 
5:    $\mathcal{E}_{temp} = (\mathbf{1}_m + i \Delta \mathbf{f}) \mathcal{E}_{init}$ 
6:    $\rho_N^* = \text{probv}(x_0, f, u, \mathcal{E}_{temp}, N, \epsilon)$ 
7:    $i \leftarrow i + 1$ 
8: end while
9: if  $i \neq 1$  then
10:  return  $\mathcal{E}$ 
11: else
12:  return Reduce  $\mathcal{E}_{init}$  as too large to verify
13: end if

```

for the closed-loop system when perturbing the safe input $u(x)$ with uniformly sampled noise within the expansion set \mathcal{E} . Therefore, if we continuously choose actions $a \in \mathcal{A}(x)$, our learned controller will with high probability yield safe behavior that also fulfills the probabilistic safety specification. As such we can focus on learning within \mathcal{E} around the safe controller to optimize for performance, thereby delineating the safety and performance aspects of our pipeline. This has the added benefit of simplifying the reward and observation definitions as we only need to consider performance, and not safety, which are oftentimes competing, *e.g.* comfort and safety for highway driving. Fig. 2 depicts this learning process and shows how the learned controller can effect a system trajectory in the state space by slightly changing the control input. The idea of restricting the action space to a safe subspace is inspired by provably safe RL and in particular the idea of continuous action masking [33]. However, these approaches provide absolute safety guarantees while our approach only achieves probabilistic guarantees. Still, there are problems where only probabilistic guarantees can be achieved anyway, *e.g.* safety specifications that are sometimes conflicting.

Step Three: The third step in our process is to verify the learned controller in a deterministic mode, to ensure the maintenance of safety whilst optimizing for performance through learning. This is necessary since the learned controller (obtained by step two) will be different from the probabilistically verified safe controller with disturbance uniformly sampled from \mathcal{E} (used in step one). Thus, the probabilistic verification result is likely to hold but still needs to be verified for the learned controller. This verification, however, amounts to one more implementation of Theorem 1. More specifically, if we define the learned controller to be $\pi_a : \mathcal{X} \rightarrow \mathcal{U}$, then we have the following corollary regarding our ability to determine the safety of our learned controller after training.

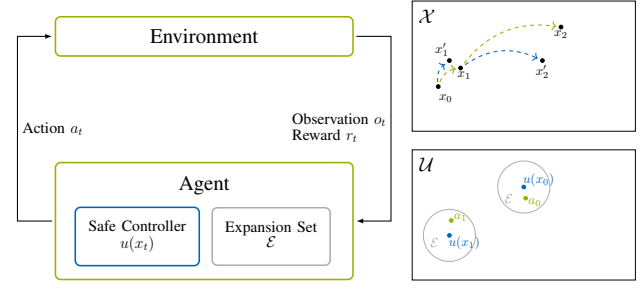


Fig. 2. RL within expansion set \mathcal{E} around the safe controller $u(x)$ with trajectories for state space \mathcal{X} and input space \mathcal{U} . The states x are reached by the RL actions, and x' are states that would be reached the safe controller.

Corollary 3. Let the system dynamics be as per (3) with a learned controller $\pi_a : \mathcal{X} \rightarrow \mathcal{U}$, let the system safety specification ψ have a robustness measure ρ as per Definition 1, and let $\mathcal{D} = \{r_i = \rho(\phi_{x_0}^i)\}_{i=1}^N$ be the robustness of N trajectories whose initial conditions x_0^i were sampled uniformly from \mathcal{X} . Define $\rho_N^* = \min\{r_i \in \mathcal{D}\}$, then, for some $\epsilon \in [0, 1]$, ρ_N^* underperforms the $1 - \epsilon$ -th quartile of robustnesses achievable by the learned system with minimum confidence $1 - (1 - \epsilon)^N$.

$$\mathbb{P}_{\mathcal{U}[\mathcal{X}]}^N [\mathbb{P}_{\mathcal{U}[\mathcal{X}]} [\rho(\phi_{x_0}) \geq \rho_N^*] \geq 1 - \epsilon] \geq 1 - (1 - \epsilon)^N.$$

Proof: This is an application of Theorem 1. ■

IV. SAFE EVASION TASK WITH EXPERIMENTAL VALIDATION

To make our high-level approach more tractable, we define a problem with a safety specification that is more complex than to simply avoid obstacles on a system with simple dynamics to allow for simulation and real-world experiments. The task is to follow an optimal path to the goal while complying with a temporal logic safety specification - whenever a collision is possible within the next few time steps, the mobile robot has to evade in a specified manner. Relevant examples for real-world applications where only a specific evasion is safe are: autonomous vehicles that have to overtake another traffic participant in a specific lane [34] or autonomous vessels that have to perform specific collision avoidance maneuvers in order to be predictable for other ships [35]. We first describe the safety and learning specifications and then our experiments are conducted both in simulator and on the hardware of the Robotarium [24].

A. Safety Specification

The state of the robot is $r = [x_r, y_r, \theta_r, v_r] \in \mathbb{R}^4$ where x_r and y_r describe the position of the robot, θ_r is its orientation, and v_r is its velocity aligned with its orientation. The state of the obstacle is $o = [x_o, y_o, \theta_o, v_o] \in \mathbb{R}^4$ and the time step is Δt . We assume a unicycle model for the robot for which control inputs u are velocity and turning rate.

Our safety specification is as follows: When the projected positions of the robot and any obstacle are closer than 0.4 m for any time steps within 1 s, then the robot should evade in a specific manner that depends on the relative positions

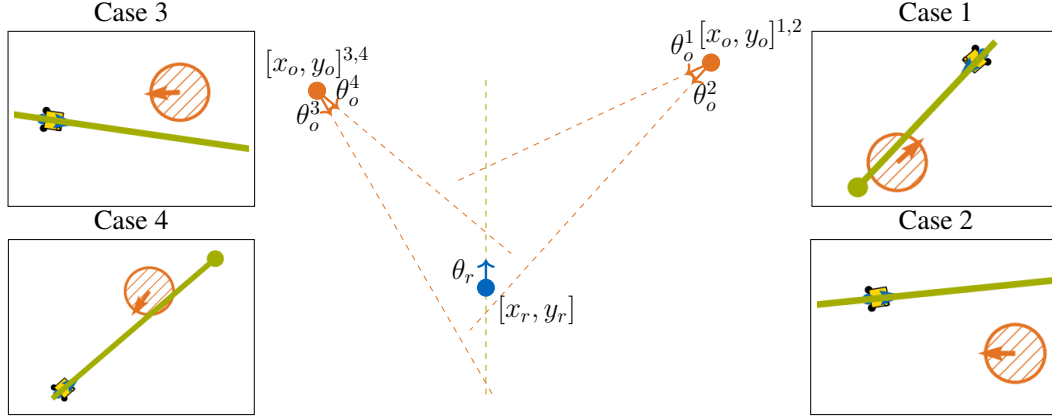


Fig. 3. Visualization of the four different relative orientations and position cases where the obstacles are depicted in orange and the robot in blue. The case is indicated by the superscript. For cases 1 and 3, the robot should turn right (i.e., $sign = 1$) and for the cases 2 and 4, the robot should turn left (i.e., $sign = -1$).

and orientations of the obstacle and agent. To formalize the specification with STL, we first need to define a few predicates and functions.

We can convert heading angles to unit vectors via $a2v(\phi) = [\cos(\phi), \sin(\phi)]$, and back from unit vectors to heading angles within $[-\pi, \pi]$ via $v2a([x_1, x_2]) = \arctan(x_2/x_1)$. The rotation matrix for an angle α is $R_\alpha = \begin{bmatrix} \cos(-\alpha) & \sin(-\alpha) \\ -\sin(-\alpha) & \cos(-\alpha) \end{bmatrix}$. The function $sgn(x)$ returns -1 if $x < 0$, 1 if $x > 0$ and 0 otherwise. The minimum distance function $MD(r, o, \Delta t)$ is defined as:

$$MD(r, o, \Delta t) = \min_{t \in \{0, \Delta t, \dots, 1\text{ s}\}} \left(\left\| \begin{bmatrix} x_r \\ y_r \end{bmatrix} + a2v(\theta_r) v_r t \right\| - \left\| \begin{bmatrix} x_o \\ y_o \end{bmatrix} + a2v(\theta_o) v_o t \right\| \right)_2,$$

where time step size $\Delta t = 0.033$ s. The minimum distance prediction assumes that the robot and the obstacle will move in their current directions with their current speeds, which is often a reasonable prediction. The predicate $IH(r, o)$ checks if the obstacle is in the halfspace in front of the vehicle, i.e. it evaluates to true iff $[x_o, y_o] \cdot a2v(\theta_r) - b_r \geq 0$ where b_r is the offset. The predicate specifying a safe evasion is:

$$EV(\dot{\theta}_r, \Delta\theta, sign) = \begin{cases} \text{True,} & \text{iff } (|\dot{\theta}_r| \leq 1.5 \text{ rad s}^{-1} \\ & \wedge \text{sgn}(\dot{\theta}_r) = sign) \vee \\ & ((\Delta\theta \geq 0.0 \text{ rad} \\ & \vee |\Delta\theta| \leq 0.01 \text{ rad}) \\ & \wedge 0.01 \text{ rad s}^{-1} \geq |\dot{\theta}_r|) \\ \text{False,} & \text{otherwise,} \end{cases}$$

where $\Delta\theta = v2a(R_{\theta_r} \cdot a2v(\theta^*))$; θ^* is the unit-vector perpendicular to the unit-vector in the direction of the straight path between initial state and goal in the direction of turning; $sign$ is -1 if the robot should turn to the left and 1 in case the robot should turn to the right. See Fig. 3 for a depiction of the case-by-case evasion situations. To give an intuition, a safe evasion maneuver is when the robot turns until its

orientation is perpendicular to the straight path between the initial state and goal. If this orientation is reached, then the robot is no longer required to turn¹ and continues driving away from the optimal path.

With these predicates and functions, the formalized STL specification is:

$$G((IH(r, o) \wedge MD(r, o, \Delta t) \leq 0.4 \text{ m}) \implies EV(\dot{\theta}_r, \Delta\theta, sign)). \quad (6)$$

The robustness measure for this STL formula is:

$$\rho = \begin{cases} -1, & \text{iff eq. (6) = False} \\ \sum_{k=1}^K \text{prfm}(r_K, r_0, goal, K), & \text{otherwise,} \end{cases}$$

where K is the length of the trajectory, $goal$ is the position of the goal, r_K is the position of the robot at the end of the trajectory, r_0 is the initial position of the robot, and the performance objective

$$\text{prfm}(r_K, r_0, goal, K) = \max\left((1 - \frac{\|r_K - goal\|_2}{\|r_0 - goal\|_2}), 0\right) + (1 - \frac{K}{K_{max}}),$$

with the maximal length of a trajectory $K_{max} = 300$. Note that although the objective of this safety specification is collision avoidance, which can also be achieved with other formal methods such as control barrier functions, these methods cannot easily be used to guarantee a specific avoidance behaviour as defined in the predicate EV . Additionally, note that this particular safety specification can also be expressed with Linear Temporal Logic (LTL). However, as STL is more expressive than LTL, STL can be utilized to express more complex specifications, e.g. for marine traffic rules [35].

B. Reinforcement Learning Problem

We obtain the action space as described in (5). The reward function R is the difference between the achieved state with

¹No turning would be an impossible requirement due to the stochasticity needed for the input space, which includes the turning rate.

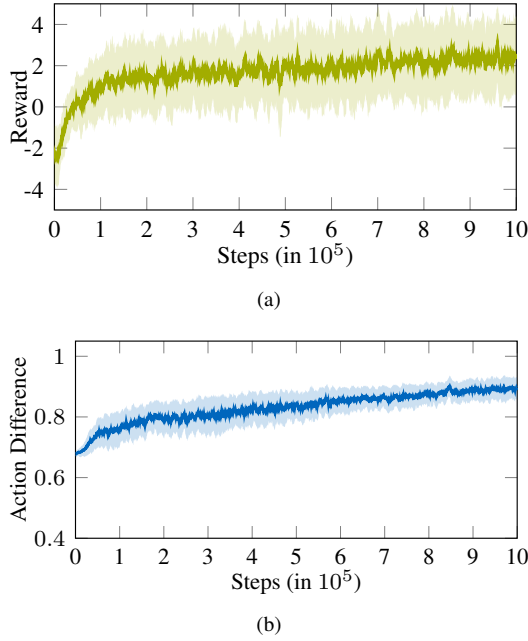


Fig. 4. Training curves for (a) reward function and (b) norm difference between the learned agent's action and the safe controller's input scaled between 0 and 1. The curves depict the mean and standard deviation for five different random seeds with the same hyperparameters.

the RL input and only with the safe controller input

$$R = r_{\text{diff}} \cdot (\|goal - [x_{sc}, y_{sc}]\|_2 - \|goal - [x_r, y_r]\|_2),$$

where $r_{\text{diff}} \in \mathbb{R}_+$ scales the reward, and $[x_{sc}, y_{sc}]$ is the agent's position if the input of the safe controller would be used in the previous state, *i.e.* $a_{t-1} = u_{t-1}$. Our agent can observe its relative position to the goal, the relative position to the closest point on the optimal path, the orientation difference to the optimal orientation calculated from initial position to goal, and the relative position to the obstacle. Note that this observation specification is relatively low-dimensional and that it differs from the state, *e.g.*, $o_t \neq x_t$.

We used Proximal Policy Optimization (PPO) [36] as our RL algorithm and scaled the reward R with the factor r_{diff} such that the reward is approximately between -5 and 5 per episode. We identified the best hyperparameters for PPO with a small search of eight different configurations and three random seeds. However, all hyperparameters allow for learning a policy that, in expectation, improves the goal-reaching performance of the robot in comparison to the safe controller — a Lyapunov-based waypoint tracking controller further discussed in Section V. Waypoints are chosen in real-time to prevent a collision. The hyperparameters that differ from the default PPO configuration of stable-baselines3 [37] are the network architecture — two-layer multi-layer perceptron with 128 neurons in each layer — the value function coefficient (0.05), and the entropy coefficient (0.01). We train the agent for one million training steps.

Verification of Safe Controller (Step 1): We want to verify whether our safe controller with uniformly sampled perturbations from the expansion set \mathcal{E} achieves safe behavior

with 95% probability ($\epsilon = 0.05$), *i.e.* has a probabilistic cutoff $\rho_N^* > 0$ as per Theorem 1 with $N = 50$ samples. We apply Algorithm 1 with $\mathcal{E}_{\text{init}} = [-0.0002, 0.0002] \text{ m s}^{-1} \times [-0.005, 0.005] \text{ rad s}^{-1}$ and $\Delta \mathbf{f} = [10, 1.0]$ and obtain $\mathcal{E} = [-0.002, 0.002] \text{ m s}^{-1} \times [-0.01, 0.01] \text{ rad s}^{-1}$. Verifying the safe controller on the unicycle model with $N = 50$ samples, yielded a probabilistic cutoff $\rho_{50}^* = 0.276$ (see Fig. 5). This indicates that our chosen safe controller successfully exhibits safe behavior with 95% probability, and we are 92.3% confident in this verification statement — probabilities were calculated via substitution in (2).

Reinforcement Learning (Step 2): We expect that if we define our action space as in (5), the previous verification result will most likely hold for the learned agent. Fig. 4 depicts the episode reward and action difference to the safe controller's input over the training steps. A reward above zero indicates that the agent performs better with respect to goal reaching than the safe controller. This is the case after approximately 50000 training steps. Additionally, the difference between the safe controller's input and the agent's action increases towards the agent mainly selecting actions close to its action space boundary.

Verification of Learned Agent (Step 3): Following the same verification procedure as for the stochastic safe controller yielded probabilistic cutoffs $\rho_{50}^* = 0.276$ for the safe controller without perturbations and $\rho_{50}^* = 0.221$ for the learned agent. Fig. 5 shows the robustness measure histograms for 200 samples. For the learned agent, the distribution is shifted to slightly higher robustness values in comparison to the deterministic safe controller. This implies that the learned agent improves the performance of the deterministic safe controller, while still exhibiting the same probabilistic level of STL specification compliance. The histogram for the stochastic safe controller has the same range and a similar shape as the histogram for the learned agent, which indicates that the verification result of the perturbed safe controller is, in fact, a good approximator of learned system behavior.

Testing on Robotarium Robot: Due to the fact that our approach does not require online predictions for the safety of actions, there was no effort necessary to make the implementation real-time capable for the Robotarium robot [24], although our implementation is in Python and did not focus on efficiency. Fig. 5 shows example trajectories from the Robotarium experiments². We observe that for high robustness values the robot only has to evade shortly or not at all. The main reason for low robustness values is that the robot has to evade and the final time for our experiment is reached before the robot can return to the optimal path and reach the goal.

V. DISCUSSION

Our implementation is a proof of concept for our probabilistically safe RL approach and shows that probabilistic safety guarantees are not jeopardized by improving the performance with RL. Since other approaches using RL with temporal

²Video of example trajectories: <https://www.youtube.com/watch?v=uNcwGfV2vQ>

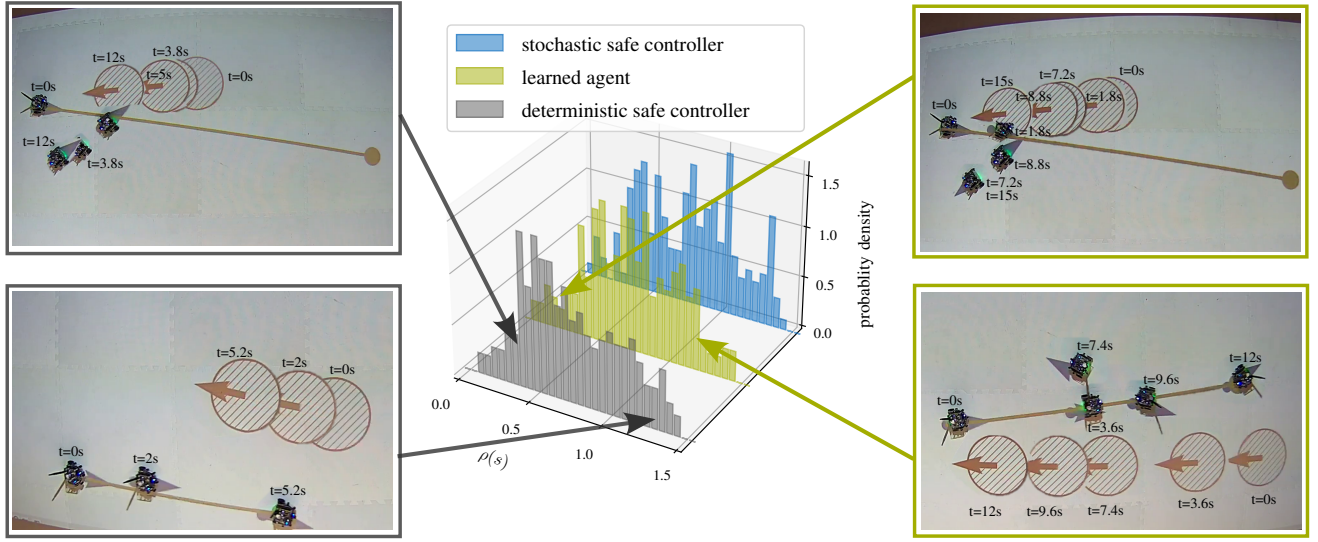


Fig. 5. Center: Robustness measure histograms for 200 samples; Robotarium trajectories for different robustness values for learned agent (left) and for safe controller (right).

logic tackle a different problem statement (see Sec. I), we compare our approach only with the baseline of the safe controller’s performance. A more complex problem would be autonomous driving on highways, where it is very hard to fulfill performance and safety specifications simultaneously during controller synthesis but often a safe controller exists. In the future such more complex problems should be investigated but would be out of scope for this paper.

Additionally, there are at least three ways we can improve on our proposed method. First, we assume that a safe controller is available. This assumption is easily satisfied through the utilization of existing methods to synthesize safe controllers from temporal logic specifications [38], [39] or from expert data via imitation learning [40]. Furthermore, as in the case of our experiment, it can be relatively easy to implement a safe controller. In particular, our safe controller automatically selects waypoints to prevent a collision or track the optimal path as the situation requires and employs a Lyapunov controller for waypoint tracking. Second, we define the expansion set as a multidimensional interval and independent of the current state. However, this can be a rather conservative approximation of the allowable expansion set for some applications. Thus, algorithms that can identify a potentially less conservative expansion set such as conformance checking [41] should be investigated. Finally, in this work, we use a multi-layer perceptron as a neural network for our policy. Due to the temporal dependency of STL, recurrent neural networks could perform better [42].

VI. CONCLUSION

STL is well suited to express safety specifications for real-world tasks. To achieve effective behavior that satisfies a desired probabilistic STL specification, we propose a three-step safe RL approach. We use probabilistic verification to verify our safety specifications and construct our RL process

in such that our initial verification result is likely transmissible to the learned final controller. Our results on a safe evasion task show that the separation of safety and performance leads to efficient learning and can easily be verified. The architecture of our approach removes the necessity of online predictions for the safety of actions, which, as a consequence, reduces the computation time and allows us to effortlessly run the controller in real-time.

REFERENCES

- [1] S. Gros, M. Zanon, and A. Bemporad, “Safe reinforcement learning via projection on a safe set: How to achieve optimality?” *IFAC-PapersOnLine*, vol. 53, no. 2, pp. 8076–8081, 2020.
- [2] K. P. Wabersich and M. N. Zeilinger, “A predictive safety filter for learning-based control of constrained nonlinear dynamical systems,” *Automatica*, vol. 129, no. 1, pp. 109 597–109 614, 2021.
- [3] R. Cheng, G. Orosz, R. M. Murray, and J. W. Burdick, “End-to-end safe reinforcement learning through barrier functions for safety-critical continuous control tasks,” in *Proc. of the AAAI Conf. on Artificial Intelligence*, 2019, pp. 3387–3395.
- [4] J. H. Gillula and C. J. Tomlin, “Guaranteed safe online learning via reachability: Tracking a ground target using a quadrotor,” in *Proc. of the IEEE International Conference on Robotics and Automation*, 2012, pp. 2723–2730.
- [5] N. Kochdumper, H. Krasowski, X. Wang, S. Bak, and M. Althoff, “Provably safe reinforcement learning via action projection using reachability analysis and polynomial zonotopes,” *IEEE Open Journal of Control Systems*, pp. 1–14, 2023.
- [6] Y. S. Shao, C. Chen, S. Kousik, and R. Vasudevan, “Reachability-Based Trajectory Safeguard (RTS): A safe and fast reinforcement learning safety layer for continuous control,” *IEEE Robotics and Automation Letters*, vol. 6, no. 2, pp. 3663–3670, 2021.
- [7] M. Alshiekh, R. Bloem, R. Ehlers, B. Könighofer, S. Niekum, and U. Topcu, “Safe reinforcement learning via shielding,” in *Proc. of the AAAI Conf. on Artificial Intelligence*, 2018, pp. 2669–2678.
- [8] A. Lavaci, F. Somenzi, S. Soudjani, A. Trivedi, and M. Zamani, “Formal controller synthesis for continuous-space MDPs via model-free reinforcement learning,” in *Proc. of the ACM/IEEE International Conference on Cyber-Physical Systems*, 2020, pp. 98–107.
- [9] M. Hasanbeig, A. Abate, and D. Kroening, “Cautious reinforcement learning with logical constraints,” in *Proc. of the International Conference on Autonomous Agents and Multiagent Systems*, 2020, pp. 483–491.

- [10] Q. Gao, D. Hajinezhad, Y. Zhang, Y. Kantaros, and M. M. Zavlanos, "Reduced variance deep reinforcement learning with temporal logic specifications," in *Proc. of the ACM/IEEE International Conference on Cyber-Physical Systems*, 2019, p. 237–248.
- [11] D. Gundana and H. Kress-Gazit, "Event-based signal temporal logic synthesis for single and multi-robot tasks," *IEEE Robotics and Automation Letters*, vol. 6, no. 2, pp. 3687–3694, 2021.
- [12] M. Cai, M. Hasanbeig, S. Xiao, A. Abate, and Z. Kan, "Modular deep reinforcement learning for continuous motion planning with temporal logic," *IEEE Robotics and Automation Letters*, vol. 6, no. 4, pp. 7973–7980, 2021.
- [13] A. Pnueli and L. D. Zuck, "Probabilistic verification," *Information and computation*, vol. 103, no. 1, pp. 1–29, 1993.
- [14] M. Kwiatkowska, G. Norman, and D. Parker, "Stochastic model checking," *Formal Methods for Performance Evaluation: 7th International School on Formal Methods for the Design of Computer, Communication, and Software Systems*, pp. 220–270, 2007.
- [15] J.-P. Katoen, "Stochastic model checking," in *Stochastic Hybrid Systems: recent developments and research trends*, 2006, pp. 79–106.
- [16] P. Akella, A. Dixit, M. Ahmadi, J. W. Burdick, and A. D. Ames, "Sample-based bounds for coherent risk measures: Applications to policy synthesis and verification," *arXiv preprint arXiv:2204.09833*, 2022.
- [17] B. Weng, G. A. Castillo, W. Zhang, and A. Hereid, "On safety testing, validation, and characterization with scenario-sampling: A case study of legged robots," in *Proc. of the IEEE/RSJ International Conference on Intelligent Robots and Systems*, 2022, pp. 5179–5186.
- [18] A. Corso, R. Moss, M. Koren, R. Lee, and M. Kochenderfer, "A survey of algorithms for black-box safety validation of cyber-physical systems," *Journal of Artificial Intelligence Research*, vol. 72, pp. 377–428, 2021.
- [19] M. T. Harrison, "Conservative hypothesis tests and confidence intervals using importance sampling," *Biometrika*, vol. 99, no. 1, pp. 57–69, 2012.
- [20] D. Althoff, J. J. Kuffner, D. Wollherr, and M. Buss, "Safety assessment of robot trajectories for navigation in uncertain and dynamic environments," *Autonomous Robots*, vol. 32, pp. 285–302, 2012.
- [21] T. Akazaki, Y. Kumazawa, and I. Hasuo, "Causality-aided falsification," in *Proc. of the First Workshop on Formal Verification of Autonomous Vehicles*, 2017, pp. 3–18.
- [22] J. Deshmukh, M. Horvat, X. Jin, R. Majumdar, and V. S. Prabhu, "Testing cyber-physical systems through bayesian optimization," *ACM Transactions on Embedded Computing Systems*, vol. 16, no. 5s, pp. 1–18, 2017.
- [23] Y. S. R. Annapureddy and G. E. Fainekos, "Ant colonies for temporal logic falsification of hybrid systems," in *Proc. of the Annual Conference on IEEE Industrial Electronics Society*, 2010, pp. 91–96.
- [24] D. Pickem, P. Glotfelter, L. Wang, M. Mote, A. Ames, E. Feron, and M. Egerstedt, "The Robotarium: A remotely accessible swarm robotics research testbed," in *Proc. of the IEEE International Conference on Robotics and Automation*, 2017, pp. 1699–1706.
- [25] E. Bartocci, J. Deshmukh, A. Donzé, G. Fainekos, O. Maler, D. Nicković, and S. Sankaranarayanan, *Specification-Based Monitoring of Cyber-Physical Systems: A Survey on Theory, Tools and Applications*. Springer, 2018.
- [26] O. Maler and D. Nickovic, "Monitoring temporal properties of continuous signals," in *Formal Techniques, Modelling and Analysis of Timed and Fault-Tolerant Systems*. Springer, 2004, pp. 152–166.
- [27] L. Lindemann and D. V. Dimarogonas, "Control barrier functions for signal temporal logic tasks," *IEEE Control Systems Letters*, vol. 3, no. 1, pp. 96–101, 2018.
- [28] —, "Barrier function based collaborative control of multiple robots under signal temporal logic tasks," *IEEE Transactions on Control of Network Systems*, vol. 7, no. 4, pp. 1916–1928, 2020.
- [29] A. Donzé and O. Maler, "Robust satisfaction of temporal logic over real-valued signals," in *Proc. of the International Conference on Formal Modeling and Analysis of Timed Systems*, 2010, pp. 92–106.
- [30] G. E. Fainekos and G. J. Pappas, "Robustness of temporal logic specifications for continuous-time signals," *Theoretical Computer Science*, vol. 410, no. 42, pp. 4262–4291, 2009.
- [31] P. Akella, W. Uellacker, and A. D. Ames, "Safety-critical controller verification via sim2real gap quantification," *arXiv preprint arXiv:2209.09337*, 2022.
- [32] A. D. Ames, X. Xu, J. W. Grizzle, and P. Tabuada, "Control barrier function based quadratic programs for safety critical systems," *IEEE Transactions on Automatic Control*, vol. 62, no. 8, pp. 3861–3876, 2016.
- [33] H. Krasowski, J. Thumm, M. Müller, X. Wang, and M. Althoff, "Provably safe reinforcement learning: A theoretical and experimental comparison," *arXiv preprint arXiv:2205.06750*, 2022.
- [34] S. Maierhofer, A.-K. Rettinger, E. C. Mayer, and M. Althoff, "Formalization of interstate traffic rules in temporal logic," in *Proc. of the IEEE Intelligent Vehicles Symposium*, 2020, pp. 752–759.
- [35] T. R. Torben, J. A. Glomsrud, T. A. Pedersen, I. B. Utne, and A. J. Sørensen, "Automatic simulation-based testing of autonomous ships using gaussian processes and temporal logic," *Proceedings of the Institution of Mechanical Engineers, Part O: Journal of Risk and Reliability*, 2022.
- [36] J. Schulman, F. Wolski, P. Dhariwal, A. Radford, and O. Klimov, "Proximal policy optimization algorithms," *arXiv preprint arXiv:1707.06347*, 2017.
- [37] A. Raffin, A. Hill, A. Gleave, A. Kanervisto, M. Ernestus, and N. Dormann, "Stable-Baselines3: Reliable reinforcement learning implementations," *Journal of Machine Learning Research*, vol. 22, no. 268, pp. 1–8, 2021.
- [38] C. Belta and S. Sadraddini, "Formal methods for control synthesis: An optimization perspective," *Annual Review of Control, Robotics, and Autonomous Systems*, vol. 2, pp. 115–140, 2019.
- [39] V. Raman, A. Donzé, M. Maasoumy, R. M. Murray, A. Sangiovanni-Vincentelli, and S. A. Seshia, "Model predictive control with signal temporal logic specifications," in *Proc. of the IEEE Conference on Decision and Control*, 2014, pp. 81–87.
- [40] A. Hussein, M. M. Gaber, E. Elyan, and C. Jayne, "Imitation learning: A survey of learning methods," *ACM Comput. Surv.*, vol. 50, no. 2, 2017.
- [41] H. Roehm, J. Oehlerking, M. Woehrle, and M. Althoff, "Model conformance for cyber-physical systems: A survey," *ACM Transactions on Cyber-Physical Systems*, vol. 3, no. 3, pp. 1–26, 2019.
- [42] W. Liu, N. Mehdipour, and C. Belta, "Recurrent neural network controllers for signal temporal logic specifications subject to safety constraints," in *Proc. of the American Control Conference*, 2021, pp. 3461–3466.