

# A new approach to handle curved meshes in the Hybrid High-Order method

Liam Yemm

School of Mathematics, Monash University, Melbourne, Australia, [liam.yemm@monash.edu](mailto:liam.yemm@monash.edu)

December 13, 2022

## Abstract

We present here a novel approach to handling curved meshes in polytopal methods within the framework of hybrid high-order methods. The hybrid high-order method is a modern numerical scheme for the approximation of elliptic PDEs. An extension to curved meshes allows for the strong enforcement of boundary conditions on curved domains, and for the capture of curved geometries that appear internally in the domain e.g. discontinuities in a diffusion coefficient. The method makes use of non-polynomial functions on the curved faces and does not require any mappings between reference elements/faces. Such an approach does not require the faces to be polynomial, and has a strict upper bound on the number of degrees of freedom on a curved face for a given polynomial degree. Moreover, this approach of enriching the space of unknowns on the curved faces with non-polynomial functions should extend naturally to other polytopal methods. We show the method to be stable and consistent on curved meshes and derive optimal error estimates in  $L^2$  and energy norms. We present numerical examples of the method on a domain with curved boundary, and for a diffusion problem such that the diffusion tensor is discontinuous along a curved arc.

**Key words:** hybrid high-order methods, curved meshes, error estimates, numerical tests, polytopal methods.

**MSC2010:** 65N12, 65N15, 65N30.

## 1 Introduction

In recent years, there has been a trend in the computational literature towards arbitrary order polytopal methods for the approximation of partial differential equations. Such methods have a greater flexibility in the mesh requirements and can capture more intricate geometric and physical details in the domain. Being of arbitrary order, they also benefit from better convergence rates with respect to the global degrees of freedom. A short list of such methods includes discontinuous Galerkin and hybridizable discontinuous Galerkin methods [8, 13, 19], virtual element methods [1, 6, 10, 31], weak Galerkin methods [23], and polytopal finite elements [29]. However, it is well known that any approximation method on a polytopal mesh of a smooth domain (i.e. with a first order representation of the boundary) will yield at best an order two convergence rate [28, 30]. Thus, any high-order method on curved domains requires a high-order (or exact) representation of the boundary for optimal convergence.

There has been much work on the development of discontinuous Galerkin (DG) methods on curved meshes [7, 9, 22]. We also make note of the article [24] which analyses several approaches

to high-order finite element methods on curved meshes. However, for the aforementioned methods the problem is much simpler than for hybrid high-order (HHO) methods due to the lack of unknowns on the mesh faces. The addition of unknowns on the mesh faces is one of the key benefits hybrid methods have over DG and other non-hybrid methods due to the strong enforcement of boundary conditions and the reduction of the global degrees of freedom via static condensation [18, Appendix B.3.2].

The article [16] proposes a virtual element method (VEM) in two dimensions for meshes possessing curved edges. For each curved edge the authors consider the space of polynomials on a linear reference segment in  $\mathbb{R}$  and map this space onto the curved edge via a sufficiently smooth parameterisation. A similar approach is taken in the articles [3, 17]. A typical approach for hybridizable discontinuous Galerkin (HDG) methods on curved domains is to map the boundary data onto a polytopal sub-domain [c.f. 14, 15]. We make note of the articles [25, 26] which also use this approach to curved boundaries.

While there has been some work on the development of hybrid high-order methods on curved meshes [c.f. 5, 20], the approach we take in this paper is quite different. Indeed, the article [5] approaches the issue of defining unknowns on curved faces by considering a polynomial mapping from a planar reference face onto the curved face. While this naturally requires the mesh faces to be polynomial, it also reduces the approximation order [4]. Indeed, if the mapping onto the face has effective mapping order  $m$  (see [5, Equation (5) & Remark 1]), then defining face unknowns of degree  $l$  in the reference frame will yield approximation properties of at best order  $\lfloor \frac{l}{m} \rfloor$  [5, Equation (8)]. To recover the optimal approximation order observed for straight meshes, the degree of the face polynomials in the reference frame is increased by a factor of  $m$ , yielding a very large global stencil for high-order mappings. Moreover, approximation properties in the curved faces are unknown, and the authors assume them to be true [c.f. 5, Equation (9)] in order to obtain optimal error estimates. We also make note of the conference proceedings [27] which follows the same approach using reference frame polynomials to define unknowns on curved faces for a HDG method.

The article [20] proposes a hybrid high-order method for the fourth order bi-harmonic problem in curved domains. The authors only consider curved edges/faces on the boundary for which they do not define any unknowns but rather consider additional unknowns on internal faces and an alteration of the stabilisation term. The boundary conditions are enforced weakly and optimal approximation rates are achieved.

In this paper we take inspiration from the article [32] and consider unknowns on the faces to include the Neumann traces of higher order polynomials. We note that this approach does not consider reference elements or faces but rather directly defines *non*-polynomial spaces on curved faces. Such an approach is therefore more closely analogous to an enriched or extended method than it is to any of the previously mentioned methods of defining unknowns on curved faces. Using this approach, we are not restricted to consider polynomial faces, but can rather take any  $C^1$  manifold. Moreover, the number of degrees of freedom on curved faces is strictly bounded above and does not grow arbitrarily large for high-order mappings. We are able to prove consistency of the scheme, and, by including the space of constant functions on the faces the method is shown to be stable. In Section 3 we prove optimal error estimates in energy and  $L^2$ -norm, and in Section 5 we present a novel method for the design of quadrature rules on curved elements. The paper is concluded with some numerical tests in two dimensions in Section 6.

### 1.1 Model and Assumptions on the Mesh

We take a domain  $\Omega \subset \mathbb{R}^d$ ,  $d \geq 2$ , and consider the Dirichlet–diffusion problem: find  $u \in H_0^1(\Omega)$  such that

$$a(u, v) = \ell(v), \quad \forall v \in H_0^1(\Omega), \quad (1.1)$$

where  $a(u, v) := (\mathbf{K} \nabla u, \nabla v)_\Omega$  and  $\ell(v) := (f, v)_\Omega$  for some source term  $f \in L^2(\Omega)$  and diffusion tensor  $\mathbf{K}$  assumed to be a symmetric, piecewise constant matrix-valued function satisfying, for all  $\mathbf{x} \in \mathbb{R}^d$ ,

$$\underline{K} \mathbf{x} \cdot \mathbf{x} \leq (\mathbf{K} \mathbf{x}) \cdot \mathbf{x} \leq \overline{K} \mathbf{x} \cdot \mathbf{x} \quad (1.2)$$

for two fixed real numbers  $0 < \underline{K} \leq \overline{K}$ . Here and in the following,  $(\cdot, \cdot)_X$  is the  $L^2$ -inner product of scalar- or vector-valued functions on a set  $X$  for its natural measure. We shall also denote by  $\|\cdot\|_X$  the  $L^2$ -norm.

Let  $\mathcal{H} \subset (0, \infty)$  be a countable set of mesh sizes with a unique cluster point at 0. For each  $h \in \mathcal{H}$ , we partition the domain  $\Omega$  into a mesh  $\mathcal{M}_h = (\mathcal{T}_h, \mathcal{F}_h)$ , where  $\mathcal{T}_h$  denotes the mesh elements and  $\mathcal{F}_h$  the mesh faces.

We suppose that the mesh elements  $\mathcal{T}_h$  are a disjoint set of bounded simply connected domains in  $\mathbb{R}^d$  with piece-wise  $C^1$  boundary  $\partial T$ . We further suppose that  $\overline{\Omega} = \bigcup_{T \in \mathcal{T}_h} \overline{T}$ .

We suppose that the mesh faces  $\mathcal{F}_h$  are a disjoint set of non-intersecting finite  $C^1$  manifolds which partition the mesh skeleton:  $\bigcup_{T \in \mathcal{T}_h} \partial T = \bigcup_{F \in \mathcal{F}_h} \overline{F}$ , and that for each  $F \in \mathcal{F}_h$  there either exists two distinct elements  $T_1, T_2 \in \mathcal{T}_h$  such that  $F \subset \partial T_1 \cap \partial T_2$  and  $F$  is called an internal face, or there exists one element  $T \in \mathcal{T}_h$  such that  $F \subset \partial T \cap \partial \Omega$  and  $F$  is called a boundary face. The set of interior faces are collected in the set  $\mathcal{F}_h^i$  and boundary faces in the set  $\mathcal{F}_h^b$ .

The parameter  $h$  is given by  $h := \max_{T \in \mathcal{T}_h} h_T$  where, for  $X = T \in \mathcal{T}_h$  or  $X = F \in \mathcal{F}_h$ ,  $h_X$  denotes the diameter of  $X$ . We shall also collect the set of faces attached to an element  $T \in \mathcal{T}_h$  in the set  $\mathcal{F}_T := \{F \in \mathcal{F}_h : F \subset T\}$ . The unit normal to  $F \in \mathcal{F}_T$  pointing outside  $T$  is denoted by  $\mathbf{n}_{TF}$ , and  $\mathbf{n}_T : \partial T \rightarrow \mathbb{R}^d$  is the unit normal defined by  $(\mathbf{n}_T)|_F = \mathbf{n}_{TF}$  for all  $F \in \mathcal{F}_T$ . We note that as each  $F$  is  $C^1$ , the normal  $\mathbf{n}_{TF}$  is well defined. It is also worth noting that the normal vector  $\mathbf{n}_{TF}$  will not be constant on curved faces.

We consider the following regularity assumption on the mesh elements.

**Assumption 1** (Regular mesh sequence). *There exists a constant  $\varrho > 0$  such that, for each  $h \in \mathcal{H}$ , every  $T \in \mathcal{T}_h$  is connected by star-shaped sets with parameter  $\varrho$  (see [18, Definition 1.41]).*

**Remark 1** (Assumptions on the mesh). *Assumption 1 is taken from [21, Assumption 1] however we have removed the assumption that the faces are connected by star shaped sets. We shall also note that there is no requirement that the mesh elements be polytopal or for the mesh faces to be planar.*

We further require that the elements of the mesh align with the discontinuities of the diffusion tensor, i.e., for each  $T \in \mathcal{T}_h$ ,  $\mathbf{K}|_T := \mathbf{K}_T$  is a constant matrix. In an analogous manner to (1.2) we define quantities  $0 < \underline{K}_T \leq \overline{K}_T$  to satisfy

$$\underline{K}_T \mathbf{x} \cdot \mathbf{x} \leq (\mathbf{K}_T \mathbf{x}) \cdot \mathbf{x} \leq \overline{K}_T \mathbf{x} \cdot \mathbf{x} \quad \forall \mathbf{x} \in \mathbb{R}^d, \quad (1.3)$$

and we define the local diffusion anisotropy ratio  $\alpha_T := \frac{\overline{K}_T}{\underline{K}_T}$ .

From hereon we shall write  $f \lesssim g$  if there exists some constant  $C$  which is independent of the quantities  $f$  and  $g$ , the mesh diameter  $h$ , and of the diffusion tensor  $\mathbf{K}$ , such that  $f \leq Cg$ .

Under Assumption 1 the following continuous trace inequality holds: for all  $v \in H^1(T)$ ,

$$h_T \|v\|_{\partial T}^2 \lesssim \|v\|_T^2 + h_T^2 \|\nabla v\|_T^2. \quad (1.4)$$

A proof of (1.4) is provided in [21]. We note that no assumption on  $T$  being polytopal is required. We also note the following inverse Sobolev inequality, a proof of which is provided for highly generic and potentially curved elements in [7, Lemma 4.23]:

$$\|\nabla v\|_T^2 \lesssim h_T^{-2} \|v\|_T^2 \quad \forall v \in \mathbb{P}^\ell(T), \quad (1.5)$$

where we denote by  $\mathbb{P}^\ell(T)$  the space of polynomials on  $T$  of degree  $\leq \ell$ ,  $\ell \in \mathbb{N}$ . Combining (1.4) and (1.5) yields the following discrete trace inequality:

$$h_T \|v\|_{\partial T}^2 \lesssim \|v\|_T^2 \quad \forall v \in \mathbb{P}^\ell(T). \quad (1.6)$$

## 2 Discrete Model

A standard hybrid high-order method on polytopal meshes defines the local discrete space as

$$\underline{U}_T^k = \mathbb{P}^k(T) \times_{F \in \mathcal{F}_T} \mathbb{P}^k(F).$$

This makes sense on polytopal meshes where  $F$  is a  $(d-1)$ -dimensional hyperplane as there is no ambiguity in what is meant by  $\mathbb{P}^k(F)$ . Indeed, on such meshes it holds that  $\mathbb{P}^k(F) = \mathbb{P}^k(\Omega)|_F = \mathbb{P}^k(\Omega)^d \cdot \mathbf{n}_F$ . On curved meshes, it is not so obvious what the discrete space should be.

We find that the appropriate local discrete space is that of

$$\underline{U}_T^k = \mathbb{P}^k(T) \times_{F \in \mathcal{F}_T} \mathcal{P}^k(F), \quad (2.1)$$

where we define

$$\mathcal{P}^k(F) := \mathbb{P}^0(F) + \mathbb{P}^k(\Omega)^d \cdot \mathbf{n}_F, \quad (2.2)$$

where  $\mathbf{n}_F$  is a unit normal on the face  $F$ . The choice of unit normal  $\mathbf{n}_F$  does not affect the definition of  $\mathcal{P}^k(F)$ . We note that, even for a curved face, there is no ambiguity in the term  $\mathbb{P}^0(F)$  as it represents the space of functions which are constant on the face  $F$ . We emphasise that as the unit normal  $\mathbf{n}_F$  is not constant, the space  $\mathcal{P}^k(F)$  will be non-polynomial on curved faces.

**Remark 2.** If  $F$  is planar (that is, a  $(d-1)$ -dimensional hyperplane) then it holds that  $\mathcal{P}^k(F) = \mathbb{P}^k(F)$  and thus the discrete space in (2.1) coincides with the usual HHO space.

**Remark 3.** It suffices to take the space of unknowns on the faces as  $\mathbb{P}^0(F) + (\mathbf{K}_{T_1} \nabla \mathbb{P}^{k+1}(\Omega)) \cdot \mathbf{n}_F + (\mathbf{K}_{T_2} \nabla \mathbb{P}^{k+1}(\Omega)) \cdot \mathbf{n}_F$  with  $\{T_1, T_2\} = \mathcal{T}_F$  for stability and consistency to hold. However, we define the space as  $\mathcal{P}^k(F) = \mathbb{P}^0(F) + \mathbb{P}^k(\Omega)^d \cdot \mathbf{n}_F$  for simpler implementation and robustness of more general models.

We shall denote by  $\mathcal{P}^k(\mathcal{F}_T)$  the space

$$\mathcal{P}^k(\mathcal{F}_T) := \{v \in L^1(\partial T) : v|_F \in \mathcal{P}^k(F)\},$$

and for a given  $\underline{v}_T \in \underline{U}_T^k$  we shall write  $\underline{v}_T = (v_T, v_{\mathcal{F}_T})$  with  $v_T \in \mathbb{P}^k(T)$  and  $v_{\mathcal{F}_T} \in \mathcal{P}^k(\mathcal{F}_T)$ . The potential reconstruction  $\mathbf{p}_{\mathbf{K},T}^{k+1} : \underline{U}_T^k \rightarrow \mathbb{P}^{k+1}(T)$  is defined as the unique solution to

$$(\nabla \mathbf{p}_{\mathbf{K},T}^{k+1} \underline{v}_T, \nabla w)_T = - (v_T, \nabla \cdot (\mathbf{K}_T \nabla w))_T + (v_{\mathcal{F}_T}, (\mathbf{K}_T \nabla w) \cdot \mathbf{n}_T)_{\partial T} \quad \forall w \in \mathbb{P}^{k+1}(T), \quad (2.3a)$$

$$\int_T (\mathbf{p}_{\mathbf{K},T}^{k+1} \underline{v}_T - v_T) = 0. \quad (2.3b)$$

We denote by  $\pi_T^{0,k} : L^1(T) \rightarrow \mathbb{P}^k(T)$  and  $\pi_F^{0,k} : L^1(F) \rightarrow \mathcal{P}^k(F)$  the  $L^2$ -orthogonal projectors onto the spaces  $\mathbb{P}^k(T)$  and  $\mathcal{P}^k(F)$  respectively. We denote by  $\pi_{\mathbf{K},T}^{1,k+1} : L^1(T) \rightarrow \mathbb{P}^{k+1}(T)$  the oblique elliptic projector onto the space  $\mathbb{P}^{k+1}(T)$  satisfying

$$(\mathbf{K}_T \nabla (v - \pi_{\mathbf{K},T}^{1,k+1} v), \nabla w)_T = 0 \quad \forall w \in \mathbb{P}^{k+1}(T), \quad (2.4a)$$

$$\int_T (\pi_{\mathbf{K},T}^{1,k+1} v - v) = 0. \quad (2.4b)$$

The following weighted inner-products and norms are taken from [21]. The weighted inner-product  $(\cdot, \cdot)_{\mathbf{K},\partial T} : L^2(\partial T) \times L^2(\partial T) \rightarrow \mathbb{R}$  is defined for all  $v, w \in L^2(\partial T)$  via

$$(v, w)_{\mathbf{K},\partial T} := (\mathbf{K}_T^{\frac{1}{2}} \mathbf{n}_T v, \mathbf{K}_T^{\frac{1}{2}} \mathbf{n}_T w)_{\partial T} = ([\mathbf{K}_T \mathbf{n}_T \cdot \mathbf{n}_T] v, w)_{\partial T}. \quad (2.5)$$

For all  $r \geq 1$  and  $v \in H^r(T)$  the weighted  $H^r$ -seminorm  $|\cdot|_{\mathbf{K},H^r(T)}$  is defined as

$$|v|_{\mathbf{K},H^r(T)} := |\mathbf{K}_T^{\frac{1}{2}} \nabla v|_{H^{r-1}(T)^d}. \quad (2.6)$$

**Lemma 1** (Approximation properties of  $\pi_{\mathbf{K},T}^{1,k+1}$ ). *For all  $s = 1, \dots, k+1$  and  $v \in H^{k+2}(T)$ ,*

$$|v - \pi_{\mathbf{K},T}^{1,k+1} v|_{\mathbf{K},H^s(T)} \lesssim h_T^{k+2-s} |v|_{\mathbf{K},H^{k+2}(T)}. \quad (2.7)$$

*Proof.* A proof is provided by [21, Lemma 9]. While that particular proof assumes the elements are polytopal, the proof only relies on [18, Theorem 1.50] which is provided for generic elements connected by star-shaped sets.  $\square$

The interpolant  $\underline{I}_T^k : H^1(T) \rightarrow \underline{U}_T^k$  is defined by

$$\underline{I}_T^k v = (\pi_T^{0,k} v, \pi_{\mathcal{F}_T}^{0,k} v), \quad (2.8)$$

where  $\pi_{\mathcal{F}_T}^{0,k} : L^1(T) \rightarrow \mathcal{P}^k(\mathcal{F}_T)$  is defined such that  $\pi_{\mathcal{F}_T}^{0,k}|_F = \pi_F^{0,k}$ .

**Lemma 2.** *The following commutation property holds:*

$$\mathbf{p}_{\mathbf{K},T}^{k+1} \circ \underline{I}_T^k = \pi_{\mathbf{K},T}^{1,k+1}. \quad (2.9)$$

*Proof.* It follows from the definitions of  $\mathbf{p}_{\mathbf{K},T}^{k+1}$  and  $\underline{I}_T^k$  that

$$(\nabla \mathbf{p}_{\mathbf{K},T}^{k+1} \underline{I}_T^k v, \nabla w)_T = -(\pi_T^{0,k} v, \nabla \cdot (\mathbf{K}_T \nabla w))_T + (\pi_{\mathcal{F}_T}^{0,k} v, (\mathbf{K}_T \nabla w) \cdot \mathbf{n}_T)_{\partial T} \quad \forall w \in \mathbb{P}^{k+1}(T).$$

However, as  $\nabla \cdot (\mathbf{K}_T \nabla w) \in \mathbb{P}^k(T)$  and  $(\mathbf{K}_T \nabla w) \cdot \mathbf{n}_T \in (\mathbf{K}_T \nabla \mathbb{P}^{k+1}(T)) \cdot \mathbf{n}_T \subset \mathcal{P}^k(\mathcal{F}_T)$  each of the projectors  $\pi_T^{0,k}$  and  $\pi_{\mathcal{F}_T}^{0,k}$  can be removed to yield

$$\begin{aligned} (\nabla \mathbf{p}_{\mathbf{K},T}^{k+1} \underline{I}_T^k v, \nabla w)_T &= - (v, \nabla \cdot (\mathbf{K}_T \nabla w))_T + (v, (\mathbf{K}_T \nabla w) \cdot \mathbf{n}_T)_{\partial T} \\ &= (\nabla v, \nabla w)_T = (\nabla \pi_{\mathbf{K},T}^{1,k+1} v, \nabla w)_T \end{aligned}$$

where in the last two equalities we have integrated by parts and introduced the elliptic projector using equation (2.4a). Taking  $w = p_{\mathbf{K},T}^{k+1} I_T^k v - \pi_{\mathbf{K},T}^{1,k+1} v$  we observe that

$$\|\nabla(p_{\mathbf{K},T}^{k+1} I_T^k v - \pi_{\mathbf{K},T}^{1,k+1} v)\|_T^2 = 0.$$

Combining with  $\int_T (p_{\mathbf{K},T}^{k+1} I_T^k v - \pi_{\mathbf{K},T}^{1,k+1} v) = 0$  (due to equations (2.3b) and (2.4b)) we conclude that

$$p_{\mathbf{K},T}^{k+1} I_T^k v - \pi_{\mathbf{K},T}^{1,k+1} v = 0.$$

□

**Remark 4.** We note that the commutation property (2.9) is the key result required to prove consistency of the scheme and relies on the fact that  $(\mathbf{K}_T \nabla \mathbb{P}^{k+1}(T)) \cdot \mathbf{n}_{TF} \subset \mathcal{P}^k(F)$  for each  $F$ . The additional condition that  $\mathbb{P}^0(F) \subset \mathcal{P}^k(F)$  is required for coercivity to hold.

We endow the discrete space  $\underline{U}_T^k$  with the seminorm

$$\|\underline{v}_T\|_{1,\mathbf{K},T}^2 = |v_T|_{\mathbf{K},H^1(T)}^2 + h_T^{-1} \|v_{\mathcal{F}_T} - v_T\|_{\mathbf{K},\partial T}^2 \quad (2.10)$$

On each element the bilinear form  $\mathbf{a}_{\mathbf{K},T} : \underline{U}_T^k \times \underline{U}_T^k \rightarrow \mathbb{R}$  is defined as

$$\mathbf{a}_{\mathbf{K},T}(\underline{u}_T, \underline{v}_T) := (\mathbf{K}_T \nabla p_{\mathbf{K},T}^{k+1} \underline{u}_T, \nabla p_{\mathbf{K},T}^{k+1} \underline{v}_T)_T + \mathbf{s}_{\mathbf{K},T}(\underline{u}_T, \underline{v}_T), \quad (2.11)$$

where  $\mathbf{s}_{\mathbf{K},T} : \underline{U}_T^k \times \underline{U}_T^k \rightarrow \mathbb{R}$  is a local stabilisation term such that the following assumptions hold.

**Assumption 2** (Local stabilisation term). *The stabilisation term  $\mathbf{s}_{\mathbf{K},T}$  is a symmetric, positive semi-definite bilinear form that satisfies:*

1. Stability and boundedness. For all  $\underline{v}_T \in \underline{U}_T^k$ ,

$$\alpha_T^{-1} \|\underline{v}_T\|_{1,\mathbf{K},T}^2 \lesssim \mathbf{a}_{\mathbf{K},T}(\underline{v}_T, \underline{v}_T) \lesssim \alpha_T \|\underline{v}_T\|_{1,\mathbf{K},T}^2. \quad (2.12)$$

2. Polynomial consistency. For all  $\underline{v}_T \in \underline{U}_T^k$  and  $w \in \mathbb{P}^{k+1}(T)$ ,

$$\mathbf{s}_{\mathbf{K},T}(\underline{v}_T, \underline{I}_T^k w) = 0. \quad (2.13)$$

An example of a stabilisation bilinear form satisfying Assumption 2 is provided in Section 4.

**Lemma 3** (Consistency of  $\mathbf{s}_{\mathbf{K},T}$ ). *Suppose  $\mathbf{s}_{\mathbf{K},T} : \underline{U}_T^k \times \underline{U}_T^k \rightarrow \mathbb{R}$  satisfies Assumption 2. Then it holds for all  $w \in H^{k+2}(T)$  that*

$$\mathbf{s}_{\mathbf{K},T}(\underline{I}_T^k w, \underline{I}_T^k w) \lesssim \left[ \alpha_T h_T^{k+1} |w|_{\mathbf{K},H^{k+2}(T)} \right]^2. \quad (2.14)$$

*Proof.* It follows from equation (2.13) that

$$\mathbf{s}_{\mathbf{K},T}(\underline{I}_T^k w, \underline{I}_T^k w) = \mathbf{s}_{\mathbf{K},T}(\underline{I}_T^k (w - \pi_{\mathbf{K},T}^{1,k+1} w), \underline{I}_T^k (w - \pi_{\mathbf{K},T}^{1,k+1} w)). \quad (2.15)$$

Therefore, applying the upper bound in (2.12) and the definition (2.10) of  $\|\cdot\|_{1,\mathbf{K},T}$  yields

$$\begin{aligned} \mathbf{s}_{\mathbf{K},T}(\underline{I}_T^k w, \underline{I}_T^k w) &\lesssim \\ &\alpha_T \left( |\pi_T^{0,k} (w - \pi_{\mathbf{K},T}^{1,k+1} w)|_{\mathbf{K},H^1(T)}^2 + h_T^{-1} \|\pi_{\mathcal{F}_T}^{0,k} (w - \pi_{\mathbf{K},T}^{1,k+1} w) - \pi_T^{0,k} (w - \pi_{\mathbf{K},T}^{1,k+1} w)\|_{\mathbf{K},\partial T}^2 \right). \end{aligned}$$

Thus, we infer from Lemma 7 below that

$$\mathbf{s}_{\mathbf{K},T}(\underline{I}_T^k w, \underline{I}_T^k w) \lesssim \alpha_T^2 |w - \pi_{\mathbf{K},T}^{1,k+1} w|_{\mathbf{K},H^1(T)}^2.$$

The proof follows from the approximation properties (2.7) of  $\pi_{\mathbf{K},T}^{1,k+1}$ . □

## 2.1 Global Space and HHO Scheme

The global space of unknowns is defined as

$$\underline{U}_h^k := \bigtimes_{T \in \mathcal{T}_h} \mathbb{P}^k(T) \times \bigtimes_{F \in \mathcal{F}_h} \mathcal{P}^k(F). \quad (2.16)$$

To account for the homogeneous boundary conditions, the following subspace is also introduced,

$$\underline{U}_{h,0}^k := \{v_h \in \underline{U}_h^k : v_F = 0 \quad \forall F \in \mathcal{F}_h^b\}. \quad (2.17)$$

For any  $\underline{v}_h \in \underline{U}_h^k$  we denote its restriction to an element  $T$  by  $\underline{v}_T = (v_T, v_{\mathcal{F}_T}) \in \underline{U}_T^k$  (where, naturally,  $v_{\mathcal{F}_T}$  is defined from  $(v_F)_{F \in \mathcal{F}_T}$ ). We also denote by  $v_h$  the piecewise polynomial function satisfying  $v_h|_T = v_T$  for all  $T \in \mathcal{T}_h$ . The global bilinear forms  $\mathbf{a}_{\mathbf{K},h} : \underline{U}_h^k \times \underline{U}_h^k \rightarrow \mathbb{R}$  and  $\mathbf{s}_{\mathbf{K},h} : \underline{U}_h^k \times \underline{U}_h^k \rightarrow \mathbb{R}$  are defined as

$$\mathbf{a}_{\mathbf{K},h}(\underline{u}_h, \underline{v}_h) := \sum_{T \in \mathcal{T}_h} \mathbf{a}_{\mathbf{K},T}(\underline{u}_T, \underline{v}_T) \quad \text{and} \quad \mathbf{s}_{\mathbf{K},h}(\underline{u}_h, \underline{v}_h) := \sum_{T \in \mathcal{T}_h} \mathbf{s}_{\mathbf{K},T}(\underline{u}_T, \underline{v}_T).$$

The HHO scheme reads: find  $\underline{u}_h \in \underline{U}_{h,0}^k$  such that

$$\mathbf{a}_{\mathbf{K},h}(\underline{u}_h, \underline{v}_h) = \ell_h(\underline{v}_h) \quad \forall \underline{v}_h \in \underline{U}_{h,0}^k, \quad (2.18)$$

where  $\ell_h : \underline{U}_{h,0}^k \rightarrow \mathbb{R}$  is a linear form defined as

$$\ell_h(\underline{v}_h) := \sum_{T \in \mathcal{T}_h} (f, v_T)_T. \quad (2.19)$$

We define the discrete energy norm  $\|\cdot\|_{\mathbf{a},\mathbf{K},h}$  on  $\underline{U}_{h,0}^k$  as

$$\|\underline{v}_h\|_{\mathbf{a},\mathbf{K},h} := \mathbf{a}_{\mathbf{K},h}(\underline{v}_h, \underline{v}_h)^{\frac{1}{2}} \quad \forall \underline{v}_h \in \underline{U}_{h,0}^k. \quad (2.20)$$

**Lemma 4.** *The mapping  $\|\cdot\|_{\mathbf{a},\mathbf{K},h} : \underline{U}_{h,0}^k \rightarrow \mathbb{R}$  defines a norm on  $\underline{U}_{h,0}^k$ .*

*Proof.* As  $\|\cdot\|_{\mathbf{a},\mathbf{K},h}$  is clearly a seminorm we only require to prove that if  $\|\underline{v}_h\|_{\mathbf{a},\mathbf{K},h} = 0$  then  $\underline{v}_h = 0$ . It follows from the boundedness (4.4) that

$$\sum_{T \in \mathcal{T}_h} \left[ |v_T|_{\mathbf{K},H^1(T)}^2 + h_T^{-1} \|v_{\mathcal{F}_T} - v_T\|_{\mathbf{K},\partial T}^2 \right] \lesssim \|\underline{v}_h\|_{\mathbf{a},\mathbf{K},h}^2.$$

Thus, if  $\|\underline{v}_h\|_{\mathbf{a},\mathbf{K},h} = 0$  then it must hold that  $v_T = v_F = \text{const}$  for every  $T \in \mathcal{T}_h$ ,  $F \in \mathcal{T}_h$ . However, we infer from the homogeneous boundary conditions that those constants must all be zero.  $\square$

## 3 Error estimates

**Theorem 5** (Consistency error). *The consistency error  $\mathcal{E}_h(w; \cdot) : \underline{U}_{h,0}^k \rightarrow \mathbb{R}$  is the linear form defined for all  $\underline{v}_h \in \underline{U}_{h,0}^k$  as*

$$\mathcal{E}_h(w; \underline{v}_h) := -(\nabla \cdot (\mathbf{K}_T \nabla w), v_h)_\Omega - \mathbf{a}_{\mathbf{K},h}(\underline{I}_h^k w, \underline{v}_h),$$

for any  $w \in H_0^1(\Omega)$  such that  $\nabla \cdot (\mathbf{K}_T \nabla w) \in L^2(\Omega)$ . If such a  $w$  additionally satisfies  $w|_T \in H^{k+2}(T)$  for all  $T \in \mathcal{T}_h$ , the consistency error satisfies

$$|\mathcal{E}_h(w; \underline{v}_h)| \lesssim \left( \sum_{T \in \mathcal{T}_h} \left[ \alpha_T h_T^{k+1} |w|_{\mathbf{K},H^{k+2}(T)} \right]^2 \right)^{\frac{1}{2}} \|\underline{v}_h\|_{\mathbf{a},\mathbf{K},h}. \quad (3.1)$$

The global operators  $p_{\mathbf{K},h}^{k+1} : \underline{U}_h^k \rightarrow \mathbb{P}^{k+1}(\mathcal{T}_h)$  and  $\pi_{\mathbf{K},h}^{1,k+1} : H^1(\mathcal{T}_h) \rightarrow \mathbb{P}^{k+1}(\mathcal{T}_h)$  are defined such that their actions restricted to an element  $T \in \mathcal{T}_h$  are that of  $p_{\mathbf{K},T}^{k+1}$  and  $\pi_{\mathbf{K},T}^{1,k+1}$ . The global interpolator  $\underline{I}_h^k : H^1(\Omega) \rightarrow \underline{U}_h^k$  is defined as  $\underline{I}_h^k v := ((\pi_T^{0,k} v)_{T \in \mathcal{T}_h}, (\pi_F^{0,k} v)_{F \in \mathcal{F}_h})$ .

**Theorem 6** (Energy and  $L^2$  error estimates). *Let  $u \in H_0^1(\Omega)$  be the exact solution to equation (1.1) and suppose the additional regularity  $u \in H^{k+2}(\mathcal{T}_h)$ . Let  $\underline{u}_h$  be the exact solution to the discrete problem (2.18). Then the following error estimates hold:*

- Energy estimate.

$$\|\underline{u}_h - \underline{I}_h^k u\|_{a,\mathbf{K},h} + |p_{\mathbf{K},h}^{k+1} \underline{u}_h - u|_{H^1(\mathcal{T}_h)} \lesssim \left( \sum_{T \in \mathcal{T}_h} \left[ \alpha_T h_T^{k+1} |u|_{\mathbf{K},H^{k+2}(T)} \right]^2 \right)^{\frac{1}{2}}. \quad (3.2)$$

- $L^2$  estimate. Suppose additionally that the domain  $\Omega$  is convex and  $\mathbf{K} = \mathbf{I}$  is the identity matrix, then optimal convergence in  $L^2$ -norm holds:

$$\|p_{\mathbf{K},h}^{k+1} \underline{u}_h - u\|_{\Omega} \lesssim h^{k+2} |u|_{H^{k+2}(\mathcal{T}_h)}, \quad (3.3)$$

where the seminorm  $|\cdot|_{H^s(\mathcal{T}_h)}$  is defined as the square-root of the sum of squares of  $|\cdot|_{H^s(T)}$  for any  $s \in \mathbb{N}$ .

**Remark 5.** The  $L^2$ -error estimate is stated with identity diffusion, corresponding to a Poisson problem. However, the result follows trivially (with a hidden constant depending additionally on the anisotropy of  $\mathbf{K}$ ) for any constant diffusion tensor  $\mathbf{K}$  [c.f. 18, Remark 3.21].

*Proof of Theorems 5 and 6.* The estimates (3.1) and (3.2) are provided in [21] and rely only on the design conditions stated in Assumption 2, the commutation property (2.9), the approximation properties of the elliptic projector (2.7), the consistency of  $s_{\mathbf{K},T}$  (2.14), Lemma 4, as well as standard trace and inverse estimates provided in Section 1.1.

To prove (3.3) we require a slightly different approach to that of [18, Theorem 2.32]. In particular, as  $\pi_F^{0,k}$  is not a polynomial projector [18, Equation (2.78)] does not hold in our case. However, the remainder of the proof is the same so we only have to show that

$$\sup_{g \in L^2(\Omega): \|g\|_{\Omega} \leq 1} |\mathcal{E}_h(u; \underline{I}_h^k z_g)| \lesssim h^{k+2} |u|_{H^{k+2}(\mathcal{T}_h)}, \quad (3.4)$$

where  $z_g$  is the solution to the dual problem

$$a(v, z_g) = (g, v)_{\Omega} \quad \forall v \in H_0^1(\Omega).$$

As we have assumed  $\Omega$  to be convex, the following elliptic regularity holds:

$$\|z_g\|_{H^2(\Omega)} \lesssim \|g\|_{\Omega}. \quad (3.5)$$

Moreover, as  $\mathbf{K} = \mathbf{I}$ , the following equality established in the proof of [18, Lemma 2.18] holds true:

$$\mathcal{E}_h(u; \underline{I}_h^k z_g) = \sum_{T \in \mathcal{T}_h} \left( (\nabla(u - \pi_{\mathbf{K},T}^{1,k+1} u) \cdot \mathbf{n}_T, \pi_{\mathcal{F},T}^{0,k} z_g - \pi_T^{0,k} z_g)_{\partial T} - s_{\mathbf{K},T}(\underline{I}_T^k u, \underline{I}_T^k z_g) \right). \quad (3.6)$$



The sum over the boundary term in (3.6) can be written as follows,

$$\begin{aligned} \sum_{T \in \mathcal{T}_h} (\nabla(u - \pi_{\mathbf{K},T}^{1,k+1}u) \cdot \mathbf{n}_T, \pi_{\mathcal{F}_T}^{0,k}z_g)_{\partial T} \\ = \sum_{T \in \mathcal{T}_h} \sum_{F \in \mathcal{F}_T} (\nabla u \cdot \mathbf{n}_{TF}, \pi_F^{0,k}z_g)_F + \sum_{T \in \mathcal{T}_h} \sum_{F \in \mathcal{F}_T} (\nabla \pi_{\mathbf{K},T}^{1,k+1}u \cdot \mathbf{n}_{TF}, \pi_F^{0,k}z_g)_F. \end{aligned}$$

As  $\nabla \pi_{\mathbf{K},T}^{1,k+1}u \cdot \mathbf{n}_{TF} \in \mathcal{P}^k(F)$  we may drop the projector  $\pi_F^{0,k}$  to write

$$\sum_{T \in \mathcal{T}_h} \sum_{F \in \mathcal{F}_T} (\nabla \pi_{\mathbf{K},T}^{1,k+1}u \cdot \mathbf{n}_{TF}, \pi_F^{0,k}z_g)_F = \sum_{T \in \mathcal{T}_h} \sum_{F \in \mathcal{F}_T} (\nabla \pi_{\mathbf{K},T}^{1,k+1}u \cdot \mathbf{n}_{TF}, z_g)_F$$

As  $\nabla u \in \mathbf{H}(\text{div}; \Omega)$ , the fluxes of  $u$  are continuous across every internal face  $F \in \mathcal{F}_h^i$ . Therefore, as  $\pi_F^{0,k}z_g = 0$  for all  $F \in \mathcal{F}_h^b$  (due to  $z_g = 0$  on  $\partial\Omega$ ), it holds that

$$\sum_{T \in \mathcal{T}_h} \sum_{F \in \mathcal{F}_T} (\nabla u \cdot \mathbf{n}_{TF}, \pi_F^{0,k}z_g)_F = 0 = \sum_{T \in \mathcal{T}_h} \sum_{F \in \mathcal{F}_T} (\nabla u \cdot \mathbf{n}_{TF}, z_g)_F.$$

Substituting back into (3.6) yields

$$\mathcal{E}_h(u; \underline{I}_h^k z_g) = \sum_{T \in \mathcal{T}_h} \left( (\nabla(u - \pi_{\mathbf{K},T}^{1,k+1}u) \cdot \mathbf{n}_T, z_g - \pi_T^{0,k}z_g)_{\partial T} - \mathbf{s}_{\mathbf{K},T}(\underline{I}_T^k u, \underline{I}_T^k z_g) \right).$$

It follows from a Cauchy–Schwarz inequality and the consistency (2.14) that

$$\mathbf{s}_{\mathbf{K},T}(\underline{I}_T^k u, \underline{I}_T^k z_g) \leq \mathbf{s}_{\mathbf{K},T}(\underline{I}_T^k u, \underline{I}_T^k u)^{\frac{1}{2}} \mathbf{s}_{\mathbf{K},T}(\underline{I}_T^k z_g, \underline{I}_T^k z_g)^{\frac{1}{2}} \lesssim h_T^{k+1} |u|_{\mathbf{K}, H^{k+2}(T)} h_T |z_g|_{\mathbf{K}, H^2(T)}.$$

It also follows from a Cauchy–Schwarz inequality, the continuous trace inequality (1.4) and the approximation properties (2.7) that

$$\begin{aligned} (\nabla(u - \pi_{\mathbf{K},T}^{1,k+1}u) \cdot \mathbf{n}_T, z_g - \pi_T^{0,k}z_g)_{\partial T} &\leq \|\nabla(u - \pi_{\mathbf{K},T}^{1,k+1}u) \cdot \mathbf{n}_T\|_{\partial T} \|z_g - \pi_T^{0,k}z_g\|_{\partial T} \\ &\lesssim h_T^{k+1} |u|_{H^{k+2}(T)} h_T^{-\frac{1}{2}} \|z_g - \pi_T^{0,k}z_g\|_{\partial T}. \end{aligned}$$

Thus we require to prove that

$$h_T^{-\frac{1}{2}} \|z_g - \pi_T^{0,k}z_g\|_{\partial T} \lesssim h_T |z_g|_{H^2(T)}$$

and the proof follows from the elliptic regularity (3.5) and the bound  $\|g\|_{\Omega} \leq 1$ . By a continuous trace inequality and a Poincaré–Wirtinger inequality

$$h_T^{-\frac{1}{2}} \|z_g - \pi_T^{0,k}z_g\|_{\partial T} \lesssim \|\nabla(z_g - \pi_T^{0,k}z_g)\|_T.$$

The result holds due to the  $H^1$ -approximation properties of the  $L^2$ -projector [18, Lemma 1.43] which remains valid in curved domains.  $\square$

## 4 Analysis of the stabilisation

We consider here the stabilisation bilinear form defined by

$$\begin{aligned} s_{\mathbf{K},T}(\underline{v}_T, \underline{w}_T) &= (\mathbf{K}_T \nabla(v_T - \pi_T^{0,k} \mathbf{p}_{\mathbf{K},T}^{k+1} \underline{v}_T), \nabla(w_T - \pi_T^{0,k} \mathbf{p}_{\mathbf{K},T}^{k+1} \underline{w}_T))_T \\ &\quad + h_T^{-1}(v_{\mathcal{F}_T} - \pi_{\mathcal{F}_T}^{0,k} \mathbf{p}_{\mathbf{K},T}^{k+1} \underline{v}_T, w_{\mathcal{F}_T} - \pi_{\mathcal{F}_T}^{0,k} \mathbf{p}_{\mathbf{K},T}^{k+1} \underline{w}_T)_{\mathbf{K},\partial T}, \end{aligned} \quad (4.1)$$

however, the arguments we use to show robustness on curved meshes extend seamlessly to more general choices of stability such as those considered in [21, Section 4]. It is clear that  $s_{\mathbf{K},T}$  satisfies (2.13) so it remains to prove that (2.12) holds.

**Lemma 7.** *It holds for all  $v \in H^1(T)$  that*

$$|\pi_T^{0,k} v|_{\mathbf{K},H^1(T)}^2 + h_T^{-1} \|\pi_{\mathcal{F}_T}^{0,k} v - \pi_T^{0,k} v\|_{\mathbf{K},\partial T}^2 \lesssim \alpha_T |v|_{\mathbf{K},H^1(T)}^2. \quad (4.2)$$

*Proof.* We first note the bound

$$|\pi_T^{0,k} v|_{\mathbf{K},H^1(T)}^2 + h_T^{-1} \|\pi_{\mathcal{F}_T}^{0,k} v - \pi_T^{0,k} v\|_{\mathbf{K},\partial T}^2 \leq \overline{K}_T \left( |\pi_T^{0,k} v|_{H^1(T)}^2 + h_T^{-1} \|\pi_{\mathcal{F}_T}^{0,k} v - \pi_T^{0,k} v\|_{\partial T}^2 \right)$$

which follows from the ellipticity (1.3) of  $\mathbf{K}_T$ . Consider, by a triangle inequality

$$h_T^{-1} \|\pi_{\mathcal{F}_T}^{0,k} v - \pi_T^{0,k} v\|_{\partial T}^2 \lesssim h_T^{-1} \|v - \pi_{\mathcal{F}_T}^{0,k} v\|_{\partial T}^2 + h_T^{-1} \|v - \pi_T^{0,k} v\|_{\partial T}^2.$$

First, we wish to bound the term  $\|v - \pi_{\mathcal{F}_T}^{0,k} v\|_{\partial T}$ . As  $\pi_{\mathcal{F}_T}^{0,k}$  is the  $L^2$ -orthogonal projector on  $\mathcal{P}^k(\mathcal{F}_T)$ , it minimises its respective norm. Therefore, we may replace  $\pi_{\mathcal{F}_T}^{0,k} v$  with any element of  $\mathcal{P}^k(\mathcal{F}_T)$ . In particular, as  $\mathbb{P}^0(T)|_{\partial T} \subset \mathcal{P}^k(\mathcal{F}_T)$  it holds that

$$h_T^{-1} \|v - \pi_{\mathcal{F}_T}^{0,k} v\|_{\partial T}^2 \leq h_T^{-1} \|v - \pi_T^{0,0} v\|_{\partial T}^2.$$

It follows from the continuous trace inequality (1.4) and a Poincaré–Wirtinger inequality that

$$h_T^{-1} \|v - \pi_T^{0,0} v\|_{\partial T}^2 \lesssim \|\nabla v\|_T^2.$$

Similarly, we apply the continuous trace inequality and a Poincaré–Wirtinger inequality on the term  $h_T^{-1} \|v - \pi_T^{0,k} v\|_{\partial T}^2$  to yield

$$h_T^{-1} \|v - \pi_T^{0,k} v\|_{\partial T}^2 \lesssim \|\nabla(v - \pi_T^{0,k} v)\|_T^2 \lesssim \|\nabla v\|_T^2 + \|\nabla \pi_T^{0,k} v\|_T^2,$$

where we have applied a triangle inequality to reach the conclusion. It follows from [18, Equation (1.77)] (which invokes [18, Equation (1.74)] which does not rely on the elements being polytopal) that

$$\|\nabla \pi_T^{0,k} v\|_T^2 \lesssim \|\nabla v\|_T^2.$$

Thus, we can conclude that

$$|\pi_T^{0,k} v|_{\mathbf{K},H^1(T)}^2 + h_T^{-1} \|\pi_{\mathcal{F}_T}^{0,k} v - \pi_T^{0,k} v\|_{\mathbf{K},\partial T}^2 \leq \overline{K}_T \|\nabla v\|_T^2.$$

The proof follows by applying the ellipticity (1.3) of  $\mathbf{K}_T$  to yield

$$\|\nabla v\|_T^2 \lesssim \underline{K}_T^{-1} |v|_{\mathbf{K},H^1(T)}^2.$$

□

**Remark 6.** We note that the inclusion  $\mathbb{P}^0(F) \subset \mathcal{P}^k(F)$  is crucial for the bound

$$h_T^{-1} \|\pi_{\mathcal{F}_T}^{0,k} v - \pi_T^{0,k} v\|_{\mathbf{K}, \partial T}^2 \lesssim \alpha_T |v|_{\mathbf{K}, H^1(T)}^2$$

to hold, and without this coercivity cannot hold.

**Lemma 8** (Coercivity). *It holds for all  $\underline{v}_T \in \underline{U}_T^k$  that*

$$\|\underline{v}_T\|_{1, \mathbf{K}, T}^2 \lesssim a_{\mathbf{K}, T}(\underline{v}_T, \underline{v}_T). \quad (4.3)$$

*Proof.* It follows from the definition (2.10) of  $\|\cdot\|_{1, \mathbf{K}, T}$  that

$$\begin{aligned} \|\underline{v}_T\|_{1, \mathbf{K}, T}^2 &= |v_T|_{\mathbf{K}, H^1(T)T}^2 + h_T^{-1} \|v_{\mathcal{F}_T} - v_T\|_{\mathbf{K}, \partial T}^2 \\ &\lesssim |v_T - \pi_T^{0,k} \mathbf{p}_{\mathbf{K}, T}^{k+1} \underline{v}_T|_{\mathbf{K}, H^1(T)T}^2 + |\pi_T^{0,k} \mathbf{p}_{\mathbf{K}, T}^{k+1} \underline{v}_T|_{\mathbf{K}, H^1(T)T}^2 + h_T^{-1} \|v_{\mathcal{F}_T} - \pi_{\mathcal{F}_T}^{0,k} \mathbf{p}_{\mathbf{K}, T}^{k+1} \underline{v}_T\|_{\mathbf{K}, \partial T}^2 \\ &\quad + h_T^{-1} \|\pi_{\mathcal{F}_T}^{0,k} \mathbf{p}_{\mathbf{K}, T}^{k+1} \underline{v}_T - \pi_T^{0,k} \mathbf{p}_{\mathbf{K}, T}^{k+1} \underline{v}_T\|_{\mathbf{K}, \partial T}^2 + h_T^{-1} \|\pi_T^{0,k} \mathbf{p}_{\mathbf{K}, T}^{k+1} \underline{v}_T - v_T\|_{\mathbf{K}, \partial T}^2, \end{aligned}$$

where we have added and subtracted  $\pi_T^{0,k} \mathbf{p}_{\mathbf{K}, T}^{k+1} \underline{v}_T$  to the volumetric term, and  $\pi_T^{0,k} \mathbf{p}_{\mathbf{K}, T}^{k+1} \underline{v}_T$  and  $\pi_{\mathcal{F}_T}^{0,k} \mathbf{p}_{\mathbf{K}, T}^{k+1} \underline{v}_T$  to the boundary term, and invoked triangle inequalities to reach the conclusion. Similar to in the proof of Lemma 7, we apply the continuous trace inequality (1.4), a Poincaré–Wirtinger inequality (due to the zero mean value of  $\pi_T^{0,k} \mathbf{p}_{\mathbf{K}, T}^{k+1} \underline{v}_T - v_T$ ) and the ellipticity (1.3) of  $\mathbf{K}_T$  to yield

$$h_T^{-1} \|\pi_T^{0,k} \mathbf{p}_{\mathbf{K}, T}^{k+1} \underline{v}_T - v_T\|_{\mathbf{K}, \partial T}^2 \lesssim |v_T - \pi_T^{0,k} \mathbf{p}_{\mathbf{K}, T}^{k+1} \underline{v}_T|_{\mathbf{K}, H^1(T)}^2.$$

Therefore,

$$\begin{aligned} \|\underline{v}_T\|_{1, \mathbf{K}, T}^2 &\lesssim \alpha_T |v_T - \pi_T^{0,k} \mathbf{p}_{\mathbf{K}, T}^{k+1} \underline{v}_T|_{\mathbf{K}, H^1(T)}^2 + |\pi_T^{0,k} \mathbf{p}_{\mathbf{K}, T}^{k+1} \underline{v}_T|_{\mathbf{K}, H^1(T)}^2 + h_T^{-1} \|v_{\mathcal{F}_T} - \pi_{\mathcal{F}_T}^{0,k} \mathbf{p}_{\mathbf{K}, T}^{k+1} \underline{v}_T\|_{\mathbf{K}, \partial T}^2 \\ &\quad + h_T^{-1} \|\pi_{\mathcal{F}_T}^{0,k} \mathbf{p}_{\mathbf{K}, T}^{k+1} \underline{v}_T - \pi_T^{0,k} \mathbf{p}_{\mathbf{K}, T}^{k+1} \underline{v}_T\|_{\mathbf{K}, \partial T}^2 \\ &\leq \alpha_T s_{\mathbf{K}, T}(\underline{v}_T, \underline{v}_T) + |\pi_T^{0,k} \mathbf{p}_{\mathbf{K}, T}^{k+1} \underline{v}_T|_{\mathbf{K}, H^1(T)}^2 + h_T^{-1} \|\pi_{\mathcal{F}_T}^{0,k} \mathbf{p}_{\mathbf{K}, T}^{k+1} \underline{v}_T - \pi_T^{0,k} \mathbf{p}_{\mathbf{K}, T}^{k+1} \underline{v}_T\|_{\mathbf{K}, \partial T}^2 \end{aligned}$$

We can conclude from Lemma 7 that

$$|\pi_T^{0,k} \mathbf{p}_{\mathbf{K}, T}^{k+1} \underline{v}_T|_{\mathbf{K}, H^1(T)}^2 + h_T^{-1} \|\pi_{\mathcal{F}_T}^{0,k} \mathbf{p}_{\mathbf{K}, T}^{k+1} \underline{v}_T - \pi_T^{0,k} \mathbf{p}_{\mathbf{K}, T}^{k+1} \underline{v}_T\|_{\mathbf{K}, \partial T}^2 \lesssim \alpha_T |\mathbf{p}_{\mathbf{K}, T}^{k+1} \underline{v}_T|_{\mathbf{K}, H^1(T)}^2,$$

which combined with the definition of  $a_{\mathbf{K}, T}$  yields the result.  $\square$

**Lemma 9** (Boundedness). *It holds for all  $\underline{v}_T \in \underline{U}_T^k$  that*

$$a_{\mathbf{K}, T}(\underline{v}_T, \underline{v}_T) \lesssim \alpha_T \|\underline{v}_T\|_{1, \mathbf{K}, T}^2. \quad (4.4)$$

*Proof.* Consider by a triangle inequality and Lemma 7

$$\begin{aligned} &h_T^{-1} \|v_{\mathcal{F}_T} - \pi_{\mathcal{F}_T}^{0,k} \mathbf{p}_{\mathbf{K}, T}^{k+1} \underline{v}_T\|_{\mathbf{K}, \partial T}^2 \\ &\lesssim h_T^{-1} \|v_{\mathcal{F}_T} - v_T\|_{\mathbf{K}, \partial T}^2 + h_T^{-1} \|v_T - \mathbf{p}_{\mathbf{K}, T}^{k+1} \underline{v}_T\|_{\mathbf{K}, \partial T}^2 + h_T^{-1} \|\mathbf{p}_{\mathbf{K}, T}^{k+1} \underline{v}_T - \pi_{\mathcal{F}_T}^{0,k} \mathbf{p}_{\mathbf{K}, T}^{k+1} \underline{v}_T\|_{\mathbf{K}, \partial T}^2 \\ &\lesssim h_T^{-1} \|v_{\mathcal{F}_T} - v_T\|_{\mathbf{K}, \partial T}^2 + \alpha_T |v_T - \mathbf{p}_{\mathbf{K}, T}^{k+1} \underline{v}_T|_{\mathbf{K}, H^1(T)}^2 + |\mathbf{p}_{\mathbf{K}, T}^{k+1} \underline{v}_T|_{\mathbf{K}, H^1(T)}^2 \\ &\lesssim \alpha_T \|\underline{v}_T\|_{1, \mathbf{K}, T}^2 + \alpha_T |\mathbf{p}_{\mathbf{K}, T}^{k+1} \underline{v}_T|_{\mathbf{K}, H^1(T)}^2 \end{aligned}$$

Similarly, by a triangle inequality and Lemma 7,

$$|v_T - \pi_T^{0,k} \mathbf{p}_{\mathbf{K}, T}^{k+1} \underline{v}_T|_{\mathbf{K}, H^1(T)}^2 \lesssim |v_T|_{\mathbf{K}, H^1(T)}^2 + |\pi_T^{0,k} \mathbf{p}_{\mathbf{K}, T}^{k+1} \underline{v}_T|_{\mathbf{K}, H^1(T)}^2 \lesssim \|\underline{v}_T\|_{1, \mathbf{K}, T}^2 + \alpha_T |\mathbf{p}_{\mathbf{K}, T}^{k+1} \underline{v}_T|_{\mathbf{K}, H^1(T)}^2.$$

Thus, we require to prove that

$$|\mathbf{p}_{\mathbf{K},T}^{k+1} \underline{v}_T|_{\mathbf{K},H^1(T)}^2 \lesssim \|\underline{v}_T\|_{1,\mathbf{K},T}^2.$$

It follows from the definition (2.3) of  $\mathbf{p}_{\mathbf{K},T}^{k+1}$  and an integration by parts that

$$\begin{aligned} |\mathbf{p}_{\mathbf{K},T}^{k+1} \underline{v}_T|_{\mathbf{K},H^1(T)}^2 &= (\nabla v_T, \mathbf{K}_T \nabla \mathbf{p}_{\mathbf{K},T}^{k+1} \underline{v}_T)_T + (v_{\mathcal{F}_T} - v_T, \mathbf{K}_T \nabla \mathbf{p}_{\mathbf{K},T}^{k+1} \underline{v}_T \cdot \mathbf{n}_T)_{\partial T} \\ &= (\mathbf{K}_T^{\frac{1}{2}} \nabla v_T, \mathbf{K}_T^{\frac{1}{2}} \nabla \mathbf{p}_{\mathbf{K},T}^{k+1} \underline{v}_T)_T + (\mathbf{K}_T^{\frac{1}{2}} \mathbf{n}_T (v_{\mathcal{F}_T} - v_T), \mathbf{K}_T^{\frac{1}{2}} \nabla \mathbf{p}_{\mathbf{K},T}^{k+1} \underline{v}_T)_{\partial T} \\ &\lesssim |\mathbf{p}_{\mathbf{K},T}^{k+1} \underline{v}_T|_{\mathbf{K},H^1(T)} \left( \|v_T\|_{\mathbf{K},H^1(T)} + h_T^{-\frac{1}{2}} \|v_{\mathcal{F}_T} - v_T\|_{\mathbf{K},\partial T} \right). \end{aligned} \quad (4.5)$$

where we have applied Cauchy–Schwarz inequalities on both inner-products and the discrete trace inequality (1.6). The proof follows by simplifying (4.5) by  $|\mathbf{p}_{\mathbf{K},T}^{k+1} \underline{v}_T|_{\mathbf{K},H^1(T)}$  and squaring.  $\square$

## 5 Integration on curved domains

The design of integration methods on curved domains is an active area of research. In the recent article [2] a quadrature rule for curved domains is developed by considering a decomposition into triangular or rectangular pyramids  $\mathcal{T}$  and a mapping  $\mathbf{T} : [0, 1]^d \rightarrow \mathcal{T}$  for each decomposition. With knowledge of the Jacobian of such a mapping, integration can be preformed on the pre-image of each  $\mathcal{T}$ . In [12], the curved domains are also split into curved triangulations, however they devise an integration rule by considering a variant of the homogeneous integration rule developed in [11]. Here, we follow a similar approach, but avoid the need to split the curved domain into sub-regions, by finding an inverse divergence to rewrite the integral over an element onto its boundary. We can then use this rule to devise a quadrature rule for elements in two dimensions.

We begin with the formula developed in [11] to rewrite the integral onto the boundary of the element. This rule works by identifying a vector field

$$\mathbf{F} = \frac{\mathbf{x}v}{q+d} \quad (5.1)$$

such that  $\nabla \cdot \mathbf{F} = v$  for homogeneous functions  $v$  of degree  $q$ . Therefore,

$$\int_T v(\mathbf{x}) \, d\mathbf{x} = \int_{\partial T} \mathbf{x} \cdot \mathbf{n}_T \frac{v(\mathbf{x})}{q+d} \, dS. \quad (5.2)$$

We would like to extend this rule to non-homogeneous functions. We begin by searching for a vector field of the form

$$\mathbf{F} = g\hat{\mathbf{r}},$$

such that  $\nabla \cdot \mathbf{F} = v$  where  $\hat{\mathbf{r}}$  denotes the unit vector in the radial direction. We find that the unknown function  $g$  must satisfy

$$\frac{1}{r^{d-1}} \frac{\partial}{\partial r} (r^{d-1} g) = v,$$

where we denote by  $r = |\mathbf{x}|$ . A solution is given by

$$g = \frac{1}{r^{d-1}} \int_0^r s^{d-1} v\left(\frac{s}{r} \mathbf{x}\right) \, ds = r \int_0^1 t^{d-1} v(t\mathbf{x}) \, dt.$$

Thus, we have found an inverse divergence

$$\mathbf{F} = r\hat{\mathbf{r}} \int_0^1 t^{d-1}v(t\mathbf{x}) dt = \mathbf{x} \int_0^1 t^{d-1}v(t\mathbf{x}) dt. \quad (5.3)$$

Therefore, an integral over the element  $T$  can be rewritten to its boundary as follows:

$$\int_T v(\mathbf{x}) d\mathbf{x} = \int_{\partial T} \mathbf{x} \cdot \mathbf{n}_T \int_0^1 t^{d-1}v(t\mathbf{x}) dt dS. \quad (5.4)$$

We note that if  $v$  is a homogeneous function of degree  $q$  (that is,  $v(t\mathbf{x}) = t^q v(\mathbf{x})$ ), then the inverse divergence formulae (5.1) and (5.3) coincide and thus so do the rules (5.2) and (5.4). In this sense, the method can be considered an extension of the homogeneous integration rule developed in [29].

If we instead consider a vector field of the form  $\mathbf{F} = g\hat{\mathbf{r}}_0$  where  $\hat{\mathbf{r}}_0$  is the unit radial direction from a shifted origin  $\mathbf{x}_0$ , we arrive at the more general formula

$$\mathbf{F} = (\mathbf{x} - \mathbf{x}_0) \int_0^1 t^{d-1}v(t\mathbf{x} + (1-t)\mathbf{x}_0) dt. \quad (5.5)$$

Therefore, we may write

$$\int_T v(\mathbf{x}) d\mathbf{x} = \int_{\partial T} (\mathbf{x} - \mathbf{x}_0) \cdot \mathbf{n}_T \int_0^1 t^{d-1}v(t\mathbf{x} + (1-t)\mathbf{x}_0) dt dS. \quad (5.6)$$

This is very useful if the element contains one or more planar faces. For a vertex with coordinates  $\boldsymbol{\nu}$ , we can set  $\mathbf{x}_0 = \boldsymbol{\nu}$  and it holds that  $(\mathbf{x} - \boldsymbol{\nu}) \cdot \mathbf{n}_T = 0$  on any planar faces connected to the vertex  $\boldsymbol{\nu}$ . We note that if  $T$  is not star-shaped with respect to  $\boldsymbol{\nu}$ , then the integral  $\int_0^1 t^{d-1}v(t\mathbf{x} + (1-t)\mathbf{x}_0) dt$  will pass through points outside of  $T$ . Thus, one would require a sufficiently smooth extension of  $v$  outside of  $T$ . However, for polynomials or functions analytic over  $\Omega$  (such as an analytic source term), such an extension is trivial.

## 5.1 A quadrature rule for curved edges in two dimensions

For a given edge  $E$ , consider a parameterisation  $\gamma_E : [t_0, t_1] \rightarrow E$ ,  $t_0 < t_1$ . Therefore, integration on curved edges is trivial:

$$\int_E v(\mathbf{x}) dE = \int_{t_0}^{t_1} v(\gamma_E(t)) |\gamma'_E(t)| dt.$$

The above integral can easily be approximated with a one-dimensional Gaussian quadrature rule. In particular, let  $w_i$ ,  $x_i$ ,  $i = 1, \dots, N$  be the weights and abscissae associated with a quadrature rule on  $[0, 1]$ . Then we can generate weights  $w_i^E$  and abscissae  $\mathbf{x}_i^E$  on the edge  $E$  as follows:

$$w_i^E = (t_1 - t_0)w_i |\gamma'_E(t_0 + (t_1 - t_0)x_i)| \quad ; \quad \mathbf{x}_i^E = \gamma_E(t_0 + (t_1 - t_0)x_i). \quad (5.7)$$

In practise, we generally store an arc length parameterisation for each edge and thus the term  $|\gamma'_E|$  is not required.

## 5.2 A quadrature rule for elements in two dimensions

In two dimensions the faces are edges and thus the boundary integral in (5.6) can be evaluated on each edge  $F \in \mathcal{F}_T$  using the rule described in (5.7). We let  $w_i^F$  and  $\mathbf{x}_i^F$ ,  $i = 1, \dots, N$  be the quadrature weights and abscissae associated with an edge  $F \in \mathcal{F}_T$  and  $w_j$ ,  $x_j$ ,  $j = 1, \dots, M$  be the weights and abscissae associated with a quadrature rule on  $[0, 1]$ . We set  $\boldsymbol{\nu}$  to be the coordinate of a vertex of  $T$  connected to the highest number of straight edges in  $T$ . We then consider the quadrature rule

$$\int_T v(\mathbf{x}) d\mathbf{x} \approx \sum_{F \in \mathcal{F}_T} \sum_{i=1}^N \sum_{j=1}^M w_i^F (\mathbf{x}_i^F - \boldsymbol{\nu}) \cdot \mathbf{n}_T(\mathbf{x}_i^F) w_j x_j v(x_j \mathbf{x}_i^F + (1 - x_j) \boldsymbol{\nu}). \quad (5.8)$$

That is, we store weights

$$w_i^F (\mathbf{x}_i^F - \boldsymbol{\nu}) \cdot \mathbf{n}_T(\mathbf{x}_i^F) w_j x_j,$$

and abscissae

$$x_j \mathbf{x}_i^F + (1 - x_j) \boldsymbol{\nu},$$

for each  $i = 1, \dots, N$ ,  $j = 1, \dots, M$  and on each edge  $F \in \mathcal{F}_T$  that is not a straight edge connected to the vertex  $\boldsymbol{\nu}$ .

If  $T$  is polygonal, then there always exists two straight edges connected to a vertex  $\boldsymbol{\nu}$ . Thus, the rule described by (5.8) consists of  $(|\mathcal{F}_T| - 2)NM$  quadrature points. If we consider a Gauss-Legendre rule on each edge which is exact for polynomials of degree  $k$ , then we require to take  $N = \lceil \frac{k+1}{2} \rceil$ . However, for the inverse divergence formula (5.5) to reproduce polynomials of degree  $k$  exactly, we require to take  $M = \lceil \frac{k+2}{2} \rceil$  due to the presence of the multiplier  $t$ . As  $(\mathbf{x}_j^F - \mathbf{x}_0) \cdot \mathbf{n}_T(\mathbf{x}_j^F)$  is constant on polygonal  $T$ , (5.8) will then be exact for polynomials of degree  $k$  and consist of  $(|\mathcal{F}_T| - 2) \lceil \frac{k+1}{2} \rceil \lceil \frac{k+2}{2} \rceil$  quadrature points. We note this is a slightly larger number of quadrature points than the usual  $(|\mathcal{F}_T| - 2) \lceil \frac{k+1}{2} \rceil^2$  required by splitting the polygon  $T$  into  $(|\mathcal{F}_T| - 2)$  sub-triangles (an optimal sub-triangulation) and considering a Gauss-Legendre rule on each sub-triangle. However, (5.8) avoids the complex process of generating such a sub-triangulation. To avoid these additional quadrature points, one would need to consider a Gauss-Legendre rule on each edge, but a weighted Gaussian rule with the weight function  $w(t) = t$  for the integral (5.5). This is not explored further here.

## 6 Implementation

The HHO method for curved edges is implemented using the open source C++ library PolyMesh [33]. We generate curved meshes by first considering uniform Cartesian meshes and ‘cutting’ along a curve. The integrals are computed using the quadrature rule described by (5.8) where we take the one-dimensional integration rules to be Gauss-Legendre rules of degree 30.

A basis is formed for the space  $\mathcal{P}^k(F)$  by first generating a spanning set by considering a canonical basis of  $\mathbb{P}^k(\Omega)^d$  and taking  $\mathbb{P}^0(F) + \mathbb{P}^k(\Omega)^d \cdot \mathbf{n}_{TF}$ . The linearly dependent basis functions are removed algebraically using the FullPivLU class found in the **Eigen** library, with documentation available at [https://eigen.tuxfamily.org/dox/classEigen\\_1\\_1FullPivLU.html](https://eigen.tuxfamily.org/dox/classEigen_1_1FullPivLU.html). This requires a threshold to be set which determines the point at which pivots are considered to be numerically zero. We set this value to  $10^{-15}$ . We note that for sufficiently small  $h$  and large  $k$  this can result in certain linearly independent functions being removed from  $\mathcal{P}^k(F)$ . However, as these functions are ‘close’ to being linearly dependent, the method seems unaffected by their removal. The bases of both  $\mathcal{P}^k(F)$  and  $\mathbb{P}^k(T)$  are orthonormalised via a Gram-Schmidt process.

## 6.1 Curved boundary

We consider here the domain given by the rotated ellipse

$$\Omega = \{(x, y) \in \mathbb{R}^2 : L(x, y) > 0\}, \quad (6.1)$$

where the level set  $L : \mathbb{R}^2 \rightarrow \mathbb{R}$  is defined by

$$L(x, y) = \alpha^2 - (x^2 + xy + y^2),$$

with  $\alpha = \frac{4}{5}$ . We note the following parameterisation of  $\partial\Omega$ :  $\gamma : [0, 2\pi) \rightarrow \partial\Omega$ ,

$$\gamma(t) = \alpha \left( \frac{1}{\sqrt{3}} \cos(t) - \sin(t), \frac{1}{\sqrt{3}} \cos(t) + \sin(t) \right).$$

The exact solution to problem (1.1) is taken to be

$$u = \sin(L(x, y)),$$

with corresponding source term given by

$$\begin{aligned} f &= (-\Delta L) \cos(L(x, y)) + |\nabla L|^2 \sin(L(x, y)) \\ &= 4 \cos(L(x, y)) + (5x^2 + 8xy + 5y^2) \sin(L(x, y)). \end{aligned}$$

The relative error of the scheme is measured through the following three quantities:

$$E_{0,h} := \frac{\|u - \mathbf{P}_{\mathbf{K},h}^{k+1} \underline{u}_h\|_{L^2(\mathcal{T}_h)}}{\|u\|_{L^2(\mathcal{T}_h)}} \quad ; \quad E_{1,h} := \frac{|u - \mathbf{P}_{\mathbf{K},h}^{k+1} \underline{u}_h|_{H^1(\mathcal{T}_h)}}{|u|_{H^1(\mathcal{T}_h)}} \quad ; \quad E_{a,h} := \frac{\|\underline{u}_h - \underline{I}_h^k u\|_{a,h}}{\|\underline{I}_h^k u\|_{a,h}},$$

where the norm  $\|\cdot\|_{L^2(\mathcal{T}_h)}$  is defined as the square-root of the sum of squares of  $\|\cdot\|_{L^2(T)}$ . We note that if the mesh conforms to the domain  $\Omega$  then  $\|v\|_{L^2(\mathcal{T}_h)} = \|v\|_{L^2(\Omega)}$  for all  $v \in L^2(\Omega)$ .

We consider here two sequence of meshes of the domain  $\Omega$ . The curved meshes use an exact representation of the boundary, whereas the straight meshes take a piece-wise linear approximation of the boundary. The parameters of the mesh sequences are displayed in Table 1. We note that the number of elements, and number of edges are the same for both mesh sequences, but there is a minor variation in the value of  $h$  in the first mesh. Example curved meshes are plotted in Figure 1 and straight meshes are plotted in Figure 2.

Mesh #	$h$ (Curved mesh)	$h$ (Straight mesh)	Nb. Elements	Nb. Internal Edges
1	1.0423	0.9151	10	16
2	0.3536	0.3536	48	84
3	0.1890	0.1890	174	324
4	0.1044	0.1044	630	1,212
5	0.0534	0.0534	2,450	4,796
6	0.0268	0.0268	9,668	19,136

Table 1: Data of mesh sequence used for curved boundary test

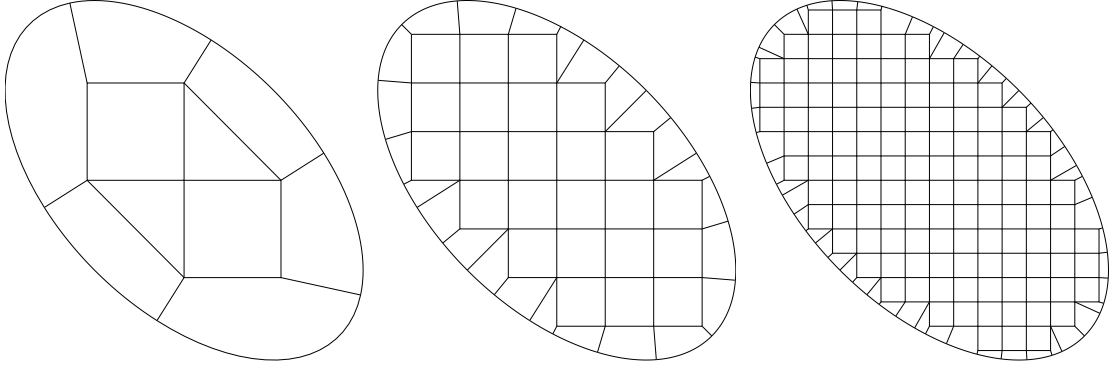


Figure 1: Curved meshes

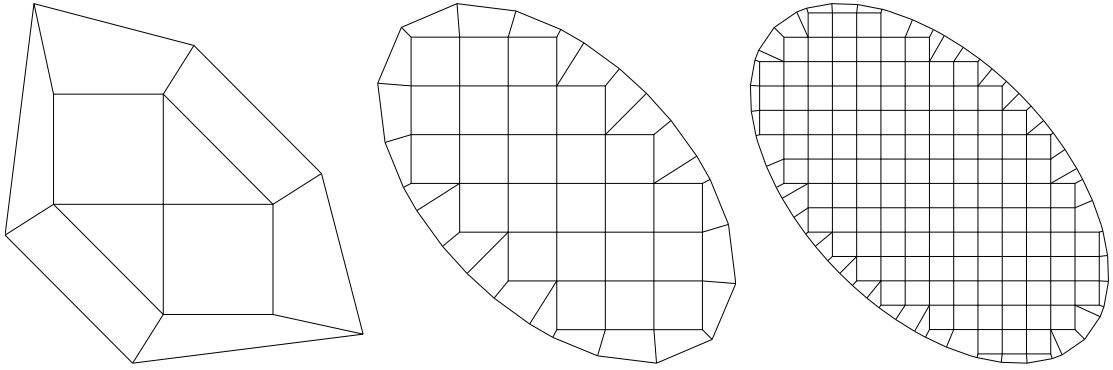


Figure 2: Straight meshes

In Figures 3 and 4 we test both a curved HHO scheme and a classical HHO scheme (on straight meshes) with polynomial degree given by  $k = 1$  and  $k = 3$  respectively. In both cases the curved HHO scheme on the fitted mesh observes significantly better convergence rates than the classical scheme on the straight mesh. While the scheme appears to converge optimally on curved meshes, it converges at most order 2 on straight meshes.

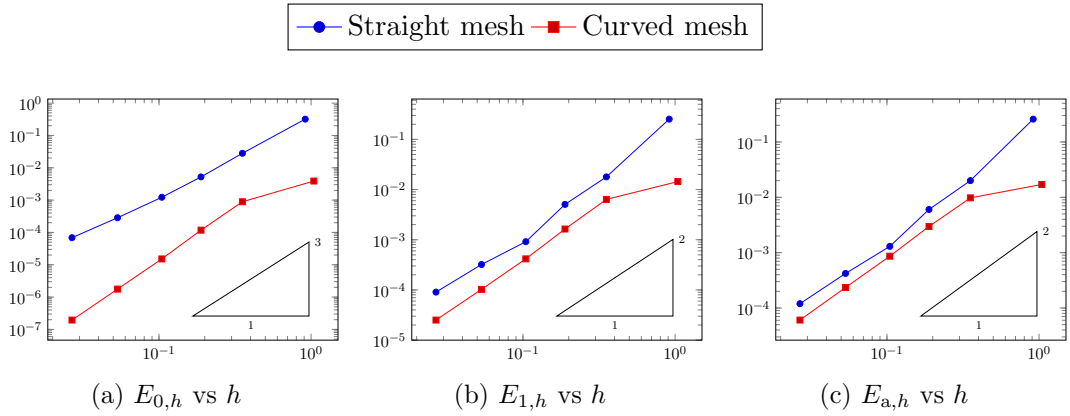


Figure 3: Error vs  $h$ ,  $k = 1$



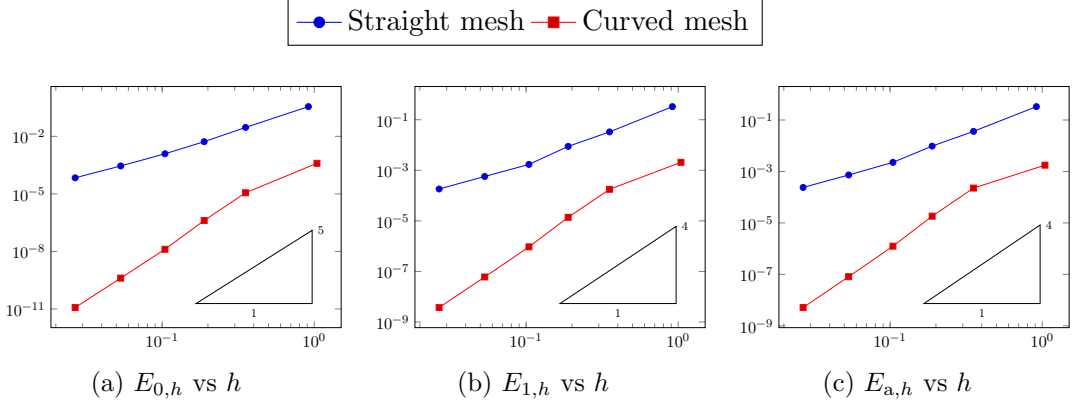


Figure 4: Error vs  $h$ ,  $k = 3$

In Figure 5 we test the performance of both methods as  $k$  increases on Mesh 2. While the scheme enjoys exponential convergence on the curved mesh, the classical method on the straight mesh does not converge. This is to be expected, as the straight mesh does not fit  $\Omega$  exactly and so by increasing  $k$  the scheme is converging to the solution of a different problem.

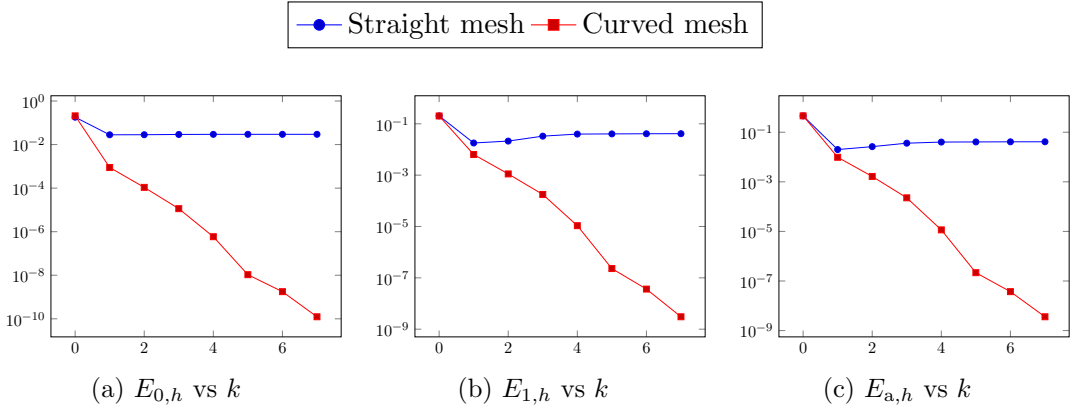


Figure 5: Error vs  $k$ , Mesh 2

## 6.2 Heterogeneous diffusion

We conclude the numerical section with a test of a diffusion problem with a piece-wise constant diffusion tensor. The HHO method requires the mesh to conform to any discontinuities in the diffusion. Thus, if the diffusion has a discontinuity along a curve, the mesh has to be curved to fit the discontinuity in the diffusion. Any polytopal mesh will require an approximation of the diffusion tensor.

We consider  $\Omega = \{(x, y) : x^2 + y^2 < 1\}$  to be the unit disc and  $\mathbf{K}$  a piece-wise constant diffusion tensor given by

$$\mathbf{K} = \begin{cases} \begin{pmatrix} 1 & 1 - \beta_1 \\ 1 - \beta_1 & 1 \end{pmatrix} & \text{if } r < R \\ \begin{pmatrix} 1 & 1 - \beta_2 \\ 1 - \beta_2 & 1 \end{pmatrix} & \text{if } r > R \end{cases}.$$

We take  $R = 0.8$ ,  $\beta_1 = 10^{-6}$  and  $\beta_2 = 1$  which corresponds to anisotropic diffusion in the region  $r < R$ , and a Poisson problem in  $r > R$ . We take the source term to be  $f \equiv 1$ .

Again, we consider two sequences of meshes of the domain  $\Omega$ . We take both sequences to fit the domain  $\Omega$  exactly, however, the curved mesh we take to fit the discontinuity in  $\mathbf{K}$  exactly and the straight mesh takes a piece-wise linear approximation of  $\mathbf{K}$ . The mesh data is presented in Table 2. We note that both sequences of meshes have the same parameters.

Mesh #	$h$	Nb. Elements	Nb. Internal Edges
1	0.7579	20	36
2	0.4571	48	88
3	0.2086	232	504
4	0.1029	890	1,862
5	0.0519	3,390	6,954

Table 2: Data of mesh sequence used for heterogeneous diffusion

An example curved mesh and an example straight mesh is plotted in Figure 6.

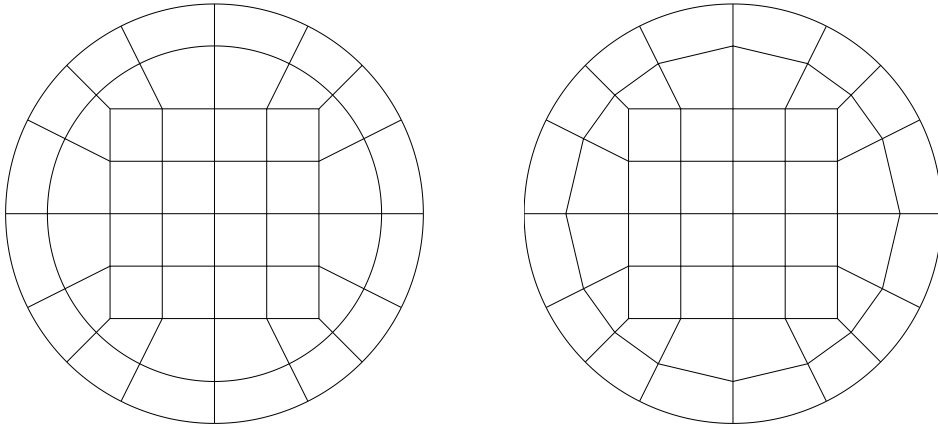


Figure 6: Example meshes used for the heterogeneous diffusion problem

As we do not know the exact solution to this problem, we run the scheme on the finest curved mesh with  $k = 7$ . We denote by the discrete solution to this problem  $\mathbf{p}_{\mathbf{K},h}^{k+1}u_h = u_h^*$ , which will play the role of the ‘exact’ solution. We measure the quantities

$$\int_{\Omega} u_h^* \approx 0.46006947 \quad ; \quad |u_h^*|_{H^1(\mathcal{T}_h)} \approx 0.80699766.$$

We would then like to test the performance of the scheme on coarser meshes (both curved and straight) with smaller  $k$  by investigating the behaviour of

$$E_1 = \left| \int_{\Omega} (\mathbf{p}_{\mathbf{K},h}^{k+1}u_h - u_h^*) \right| \quad \text{and} \quad E_2 = \left| |\mathbf{p}_{\mathbf{K},h}^{k+1}u_h|_{H^1(\mathcal{T}_h)} - |u_h^*|_{H^1(\mathcal{T}_h)} \right|.$$

We are less interested in the rate of convergence of these measures, but rather want to observe steady convergence, and investigate the difference between the two schemes. In Figure 7 we plot the quantities  $E_1$  and  $E_2$  against increasing polynomial degree  $k$  where we fix the mesh to be

Mesh 1. It is clear that the scheme on the straight mesh, where we consider an approximate diffusion tensor, stops converging for  $k > 1$  whereas the scheme on the curved mesh converges smoothly. In Figure 8 we test convergence against decreasing mesh size  $h$  for polynomial degrees  $k$ . While for  $k = 1$  the order of  $E_1$  and  $E_2$  are similar for both schemes (and at times smaller on the straight mesh), the convergence is much smoother on the curved mesh. For  $k = 3$ , the values are significantly smaller for the curved mesh, and the behaviour for the straight mesh does not differ much from the  $k = 1$  case. This coincides with the previous observations that increasing  $k$  past 1 has little effect on the scheme when considering a piece-wise linear approximation of the discontinuity in the diffusion.

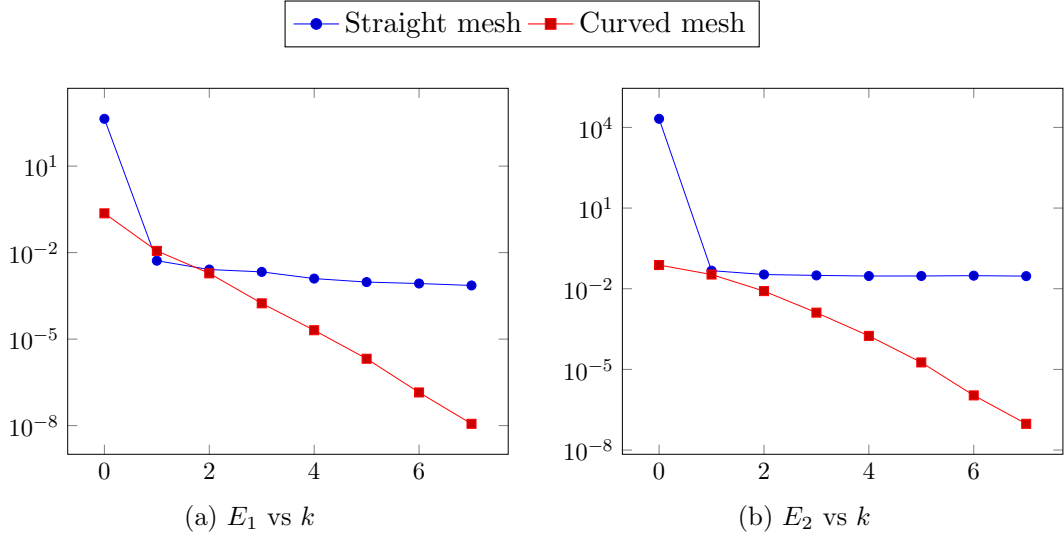


Figure 7:  $k$ -version heterogeneous diffusion test on Mesh 1 ( $h \approx 0.7579$ )

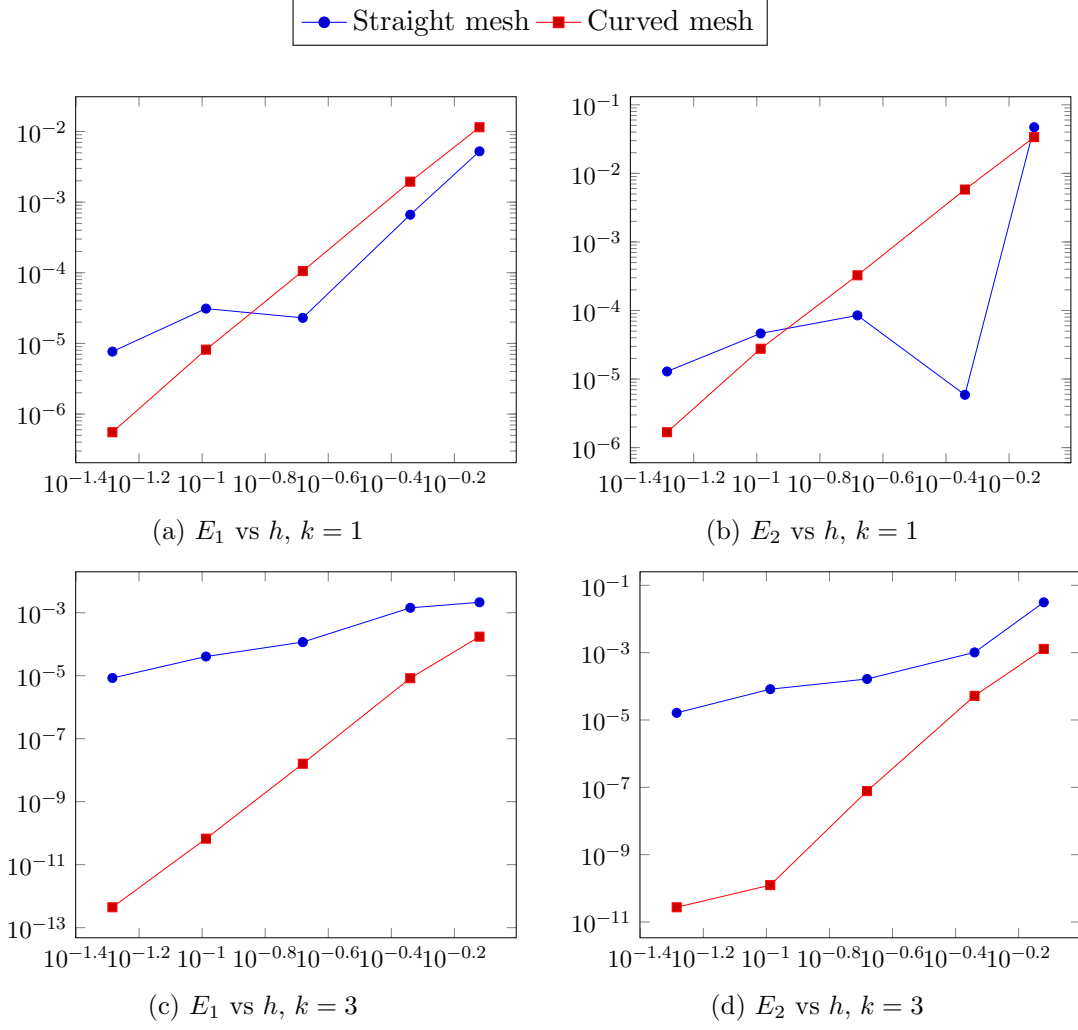


Figure 8:  $h$ -version heterogeneous diffusion test

Finally, in Figure 9 we show contour plots of the potential reconstructions of the discrete solutions on Mesh 1 with  $k = 7$ . We observe that the plot on the straight mesh seems to be distorted along the eigen vectors of  $\mathbf{K}$  (that is,  $(1, 1)^t$  and  $(1, -1)^t$ ) when compared to the plot on the curved mesh. We also plot the absolute value of the difference between the two schemes and observe that this value seems to be of greatest magnitude around the discontinuity in the diffusion tensor.

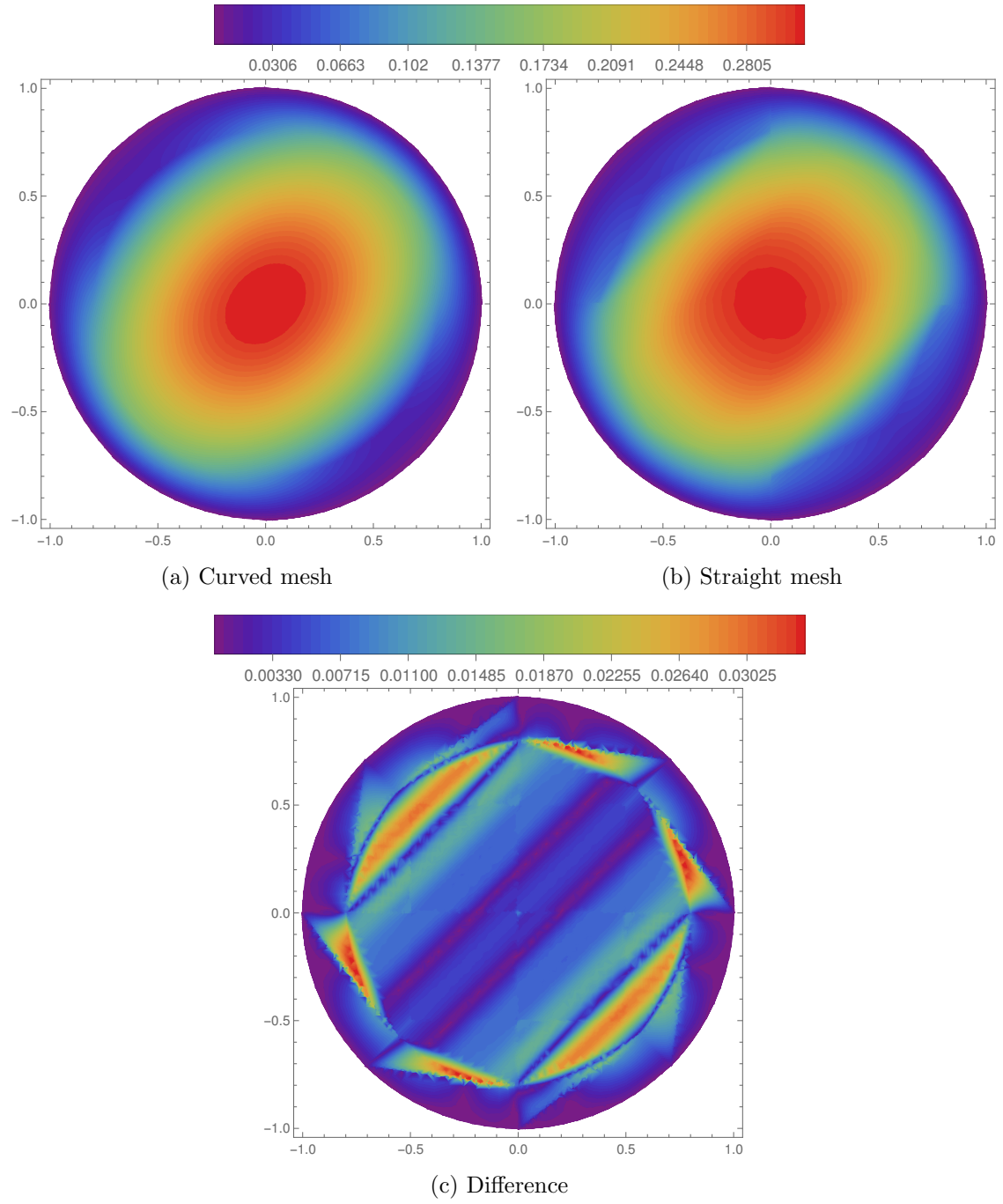


Figure 9: Plots on Mesh 1 with  $k = 7$

## Declarations

The author declares that they have no conflict of interest.

## References

- [1] B. Ahmad, A. Alsaedi, F. Brezzi, L. D. Marini, and A. Russo. “Equivalent projectors for virtual element methods”. In: *Computers & Mathematics with Applications* 66.3 (2013), pp. 376–391.
- [2] P. Antolin, X. Wei, and A. Buffa. “Robust numerical integration on curved polyhedra based on folded decompositions”. In: *Computer Methods in Applied Mechanics and Engineering* 395 (2022), p. 114948.
- [3] E. Artioli, L. B. da Veiga, and M. Verani. “An adaptive curved virtual element method for the statistical homogenization of random fibre-reinforced composites”. In: *Finite Elements in Analysis and Design* 177 (2020), p. 103418.
- [4] L. Botti. “Influence of reference-to-physical frame mappings on approximation properties of discontinuous piecewise polynomial spaces”. In: *Journal of Scientific Computing* 52.3 (2012), pp. 675–703.
- [5] L. Botti and D. A. Di Pietro. “Assessment of hybrid high-order methods on curved meshes and comparison with discontinuous Galerkin methods”. In: *Journal of Computational Physics* 370 (2018), pp. 58–84.
- [6] F. Brezzi, R. S. Falk, and L. D. Marini. “Basic principles of mixed virtual element methods”. In: *ESAIM Math. Model. Numer. Anal.* 48.4 (2014), pp. 1227–1240. DOI: [10.1051/m2an/2013138](https://doi.org/10.1051/m2an/2013138).
- [7] A. Cangiani, Z. Dong, and E. Georgoulis. “hp-version discontinuous Galerkin methods on essentially arbitrarily-shaped elements”. In: *Mathematics of Computation* 91.333 (2022), pp. 1–35.
- [8] A. Cangiani, Z. Dong, E. H. Georgoulis, and P. Houston. *hp-version discontinuous Galerkin methods on polygonal and polyhedral meshes*. SpringerBriefs in Mathematics. Springer, Cham, 2017, pp. viii+131. ISBN: 978-3-319-67671-5; 978-3-319-67673-9.
- [9] A. Cangiani, E. Georgoulis, and Y. Sabawi. “Adaptive discontinuous Galerkin methods for elliptic interface problems”. In: *Mathematics of Computation* 87.314 (2018), pp. 2675–2707.
- [10] A. Cangiani, G. Manzini, and O. J. Sutton. “Conforming and nonconforming virtual element methods for elliptic problems”. In: *IMA J. Numer. Anal.* 37.3 (2017), pp. 1317–1354. DOI: [10.1093/imanum/drw036](https://doi.org/10.1093/imanum/drw036).
- [11] E. B. Chin, J. B. Lasserre, and N. Sukumar. “Numerical integration of homogeneous functions on convex and nonconvex polygons and polyhedra”. In: *Computational Mechanics* 56.6 (2015), pp. 967–981.
- [12] E. B. Chin and N. Sukumar. “Scaled boundary cubature scheme for numerical integration over planar regions with affine and curved boundaries”. In: *Computer Methods in Applied Mechanics and Engineering* 380 (2021), p. 113796.
- [13] B. Cockburn, B. Dong, J. Guzmán, M. Restelli, and R. Sacco. “A hybridizable discontinuous Galerkin method for steady-state convection-diffusion-reaction problems”. In: *SIAM J. Sci. Comput.* 31.5 (2009), pp. 3827–3846. DOI: [10.1137/080728810](https://doi.org/10.1137/080728810).
- [14] B. Cockburn, W. Qiu, and M. Solano. “A priori error analysis for HDG methods using extensions from subdomains to achieve boundary conformity”. In: *Mathematics of Computation* 83.286 (2014), pp. 665–699. ISSN: 00255718, 10886842. URL: <http://www.jstor.org/stable/24488232> (visited on 12/04/2022).
- [15] B. Cockburn and M. Solano. “Solving Dirichlet Boundary-value Problems on Curved Domains by Extensions from Subdomains”. In: *SIAM Journal on Scientific Computing* 34.1 (2012), A497–A519. DOI: [10.1137/100805200](https://doi.org/10.1137/100805200). eprint: <https://doi.org/10.1137/100805200>. URL: <https://doi.org/10.1137/100805200>.
- [16] L. B. Da Veiga, A. Russo, and G. Vacca. “The virtual element method with curved edges”. In: *ESAIM: Mathematical Modelling and Numerical Analysis* 53.2 (2019), pp. 375–404.
- [17] F. Dassi, A. Fumagalli, D. Losapio, S. Scialò, A. Scotti, and G. Vacca. “The mixed virtual element method on curved edges in two dimensions”. In: *Computer Methods in Applied Mechanics and Engineering* 386 (2021), p. 114098.
- [18] D. A. Di Pietro and J. Droniou. *The Hybrid High-Order Method for Polytopal Meshes: Design, Analysis, and Applications*. Vol. 19. Modeling, Simulation and Applications. <https://hal.archives-ouvertes.fr/hal-02151813>: Springer International Publishing, Jan. 2020, pp. xxxi + 525. ISBN: 978-3-030-37202-6. DOI: [10.1007/978-3-030-37203-3](https://doi.org/10.1007/978-3-030-37203-3).
- [19] D. A. Di Pietro and A. Ern. *Mathematical aspects of discontinuous Galerkin methods*. Vol. 69. Springer Science & Business Media, 2011.
- [20] Z. Dong and A. Ern. “Hybrid high-order method for singularly perturbed fourth-order problems on curved domains”. In: *arXiv preprint arXiv:2108.08348* (2021).

- [21] J. Droniou and L. Yemm. “Robust Hybrid High-Order Method on Polytopal Meshes with Small Faces”. In: *Computational Methods in Applied Mathematics* 22.1 (2022), pp. 47–71. DOI: [doi:10.1515/cmam-2021-0018](https://doi.org/10.1515/cmam-2021-0018). URL: <https://arxiv.org/abs/2102.06414>.
- [22] F. Hindenlang, T. Bolemann, and C.-D. Munz. “Mesh curving techniques for high order discontinuous Galerkin simulations”. In: *IDIHOM: Industrialization of high-order methods-a top-down approach*. Springer, 2015, pp. 133–152.
- [23] L. Mu, J. Wang, and X. Ye. “Weak Galerkin finite element methods on polytopal meshes”. In: *Int. J. Numer. Anal. Model.* 12.1 (2015), pp. 31–53.
- [24] R. Sevilla, S. Fernández-Méndez, and A. Huerta. “Comparison of high-order curved finite elements”. In: *International Journal for Numerical Methods in Engineering* 87.8 (2011), pp. 719–734.
- [25] M. Solano, S. Terrana, N.-C. Nguyen, and J. Peraire. “An HDG method for dissimilar meshes”. In: *IMA Journal of Numerical Analysis* 42.2 (2022), pp. 1665–1699.
- [26] M. Solano and F. Vargas. “An unfitted HDG method for Oseen equations”. In: *Journal of Computational and Applied Mathematics* 399 (2022), p. 113721.
- [27] I. de Souza Ledoino and A. F. D. Loula, eds. *Primal HDG Methods for Elliptic Problems on Curved Meshes*. Nov. 2020.
- [28] G. Strang and A. E. Berger. “The change in solution due to change in domain”. In: *Partial differential equations*. 1973, pp. 199–205.
- [29] N. Sukumar and A. Tabarraei. “Conforming polygonal finite elements”. In: *Internat. J. Numer. Methods Engrg.* 61.12 (2004), pp. 2045–2066. DOI: [10.1002/nme.1141](https://doi.org/10.1002/nme.1141).
- [30] V. Thomée. *Polygonal Domain Approximation in Dirichlet’s Problem*. Tech. rep. Wisconsin University Madison Mathematics Research Center, 1971.
- [31] L. Beirão da Veiga, F. Brezzi, A. Cangiani, G. Manzini, L. D. Marini, and A. Russo. “Basic principles of virtual element methods”. In: *Mathematical Models and Methods in Applied Sciences* 23.01 (2013), pp. 199–214.
- [32] L. Yemm. “Design and analysis of the Extended Hybrid High-Order method for the Poisson problem”. In: *Advances in Computational Mathematics* 48.4 (2022), pp. 1–25.
- [33] L. Yemm. *PolyMesh*. 2022. URL: <https://github.com/liamyemm/polymesh>.