

An Implementation of the Extended Tower Number Field Sieve using 4-dimensional Sieving in a Box and a Record Computation in \mathbb{F}_{p^4}

Oisín Robinson

UCD School of Mathematics and Statistics
University College Dublin
Ireland

Abstract. We report on an implementation of the Extended Tower Number Field Sieve (ExTNFS) and record computation in a medium characteristic finite field \mathbb{F}_{p^4} of 512 bits size. Empirically, we show that sieving in a 4-dimensional box (orthotope) for collecting relations for ExTNFS in \mathbb{F}_{p^4} is faster than sieving in a 4-dimensional hypersphere. We also give a new intermediate descent method, ‘descent using random vectors’, without which the descent stage in our ExTNFS computation would have been difficult/impossible, and analyze its complexity.

1 Introduction

The number field sieve is the most efficient method known for solving the integer factorization problem and the discrete logarithm problem in a finite field, in the most general case. However there are many different variants of the number field sieve, depending on the context. Recently, the Tower Number Field Sieve (TNFS) was suggested as a novel approach to computing discrete logs in a finite field of extension degree > 1 . The Extended Tower Number Field Sieve (ExTNFS) is a variant of TNFS which applies when the extension degree n is composite, and gives the best known runtime complexity in the medium characteristic case (see below).

We briefly discuss the asymptotics of number field sieve-type algorithms. We define the following function:

$$L_{p^n}[\alpha, c] = \exp((c + o(1))(\log p^n)^\alpha (\log \log p^n)^{1-\alpha}).$$

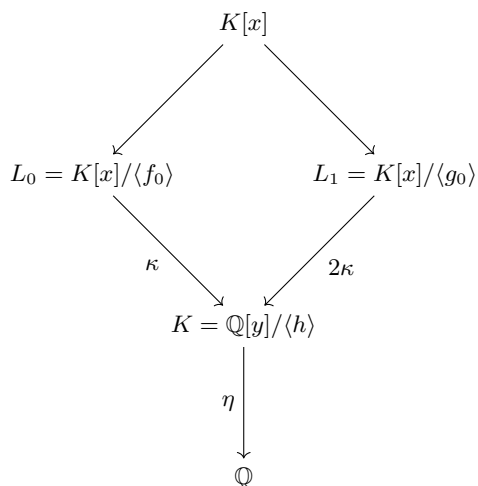
This function describes the asymptotic complexity of a subexponential function in $\log p^n$, which is used to assess the complexity of the number field sieve for computing discrete logs in \mathbb{F}_{p^n} . For a given p^n , there are two important boundaries, respectively for $\alpha = 1/3$ and $\alpha = 2/3$. We then have 3 cases: small characteristic, when $p < L_{p^n}[1/3, \cdot]$, medium characteristic, when $L_{p^n}[1/3, \cdot] < p < L_{p^n}[2/3, \cdot]$, and large characteristic, when $p > L_{p^n}[2/3, \cdot]$. This work relates to the medium characteristic case.

The structure of this paper is as follows: In Section 2, we give an overview of computing discrete logs using ExTNFS. In section 3, sieving in a 4-dimensional box (orthotope) is described, and we give implementation details. In section 4, we compare statistics of sieving

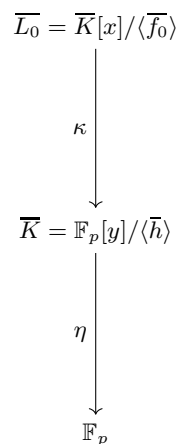
in a 4-dimensional orthotope with sieving in a 4-dimensional hypersphere. In section 5, we outline the descent step, and describe our new method, including a complexity analysis. In section 6 we give details of the record computation in \mathbb{F}_{p^4} of 512 bits field size. In section 7 we conclude and outline future possible work.

2 Extended Tower Number Field Sieve (ExTNFS)

The TNFS [23],[2] makes use of a tower of number fields, where the tower is related to a finite field extension of degree $n > 1$. The ExTNFS [17], [21] applies when n is composite. Let $n = \eta\kappa$ where $\eta, \kappa \in \mathbb{Z}, \eta > 1, \kappa > 1$ (in this paper, $\eta = \kappa = 2$). The first stage of ExTNFS, as with all number field sieve variants, is polynomial selection. Here, we use the ‘conjugation’ method. If the characteristic of our finite field is p , we proceed by first choosing an irreducible polynomial $h \in \mathbb{Z}[y]$ of degree η , whose reduction mod p , \bar{h} , is irreducible in $\mathbb{F}_p[y]$. Let $K = \mathbb{Q}(\alpha)$, where α is a root of h . Let $\bar{K} = \mathbb{F}_p(\bar{\alpha})$, where $\bar{\alpha}$ is a root of \bar{h} .



(a) Commutative diagram of ExTNFS.



(b) Finite Field Tower

Let \mathfrak{p} be a prime ideal in the ring of integers of K lying above p . Let $f_0 \in K[x]$ be irreducible of degree κ such that \mathfrak{p} does not divide the leading coefficient of f_0 , and such that its reduction mod \mathfrak{p} , \bar{f}_0 , is irreducible in $\bar{K}[x]$. Let β be a root of f_0 and let $L_0 = K(\beta)$. Let $g_0 \in K[x]$ be irreducible of degree 2κ such that its reduction mod \mathfrak{p} , \bar{g}_0 , shares an irreducible factor of degree κ with \bar{f}_0 . Let γ be a root of g_0 and let $L_1 = K(\gamma)$. Let $F = \mathbb{F}_{p^{\eta\kappa}} = (\mathbb{F}_p(\bar{\alpha})[x])/\langle \bar{f}_0 \rangle = \bar{K}[x]/\langle \bar{f}_0 \rangle$.

To find f_0 and g_0 in practice we recall the following algorithm. Assume $s \in \mathbb{Z}$ is a square mod p but not a square in \mathbb{Z} . Let r be a square root of s mod p . Then choose $t \in \mathbb{Z}[\alpha]$, with its reduction $\bar{t} \in \mathbb{F}_p(\bar{\alpha})$. Typically, t is constant or a linear polynomial in α . Let

$$g_0 = t^2 x^{2\kappa} + (2t^2 - s) x^\kappa + t^2$$

ensuring g_0 is irreducible over K and then

$$\bar{g}_0 = (\bar{t}x^\kappa + rx^{\kappa/2} + \bar{t}) (\bar{t}x^\kappa - rx^{\kappa/2} + \bar{t})$$

Assume \bar{g}_0 has an irreducible factor of degree κ .

With s, r chosen as above, let L be the lattice with basis

$$\begin{bmatrix} p & r \\ 0 & 1 \end{bmatrix}$$

and find a short vector $(u, v)^T$ in L . Finally, let

$$f_0 = tvx^\kappa + ux^{\kappa/2} + tv,$$

making sure f_0 is irreducible over K . Define g_0 as above. Then

$$\begin{aligned} L_0 &\cong K[x]/\langle f_0 \rangle \\ L_1 &\cong K[x]/\langle g_0 \rangle. \end{aligned}$$

Note that L_0 and L_1 then share a built-in automorphism of order 2. This completes the selection of f_0, g_0 by the conjugation method. However, the quality of polynomial pairs varies. We can either examine the alpha values as per [14], or conduct sieving tests, to find the best pair.

After polynomial selection comes the sieving stage. In this stage we look for relations between L_0 and L_1 coming from the same element of $K[x]$ and which simultaneously have absolute norm divisible only by primes up to some fixed bound B . In fact we construct a factor base of prime ideals consisting of all prime ideals, of any possible degree, in both L_0 and L_1 , of norm up to B , and if we require (rational) primes dividing the norm to be less than or equal to B , we can be certain our factor base is sufficient to cover any possible ideal factorization. In practice we focus mostly on degree 1 ideals, allowing a small number of degree 2 ideals so that we can keep as many relations as possible.

The optimum sieving dimension d depends on the target field, but for the Extended Tower variants the dimension must be ≥ 4 . We find the optimum d by a consideration of the average norms from typical sieving ideals. Once d is fixed we have another consideration as to how to conduct the sieving in practice. It was shown in [7] that asymptotically sieving in a d -sphere produces the smallest norms on average, but it is an interesting question to see how large d can be and still have fast sieving in a d -dimensional orthotope, as in certain low dimensions we might be able to exploit the shape of the sieving planes to allow faster enumeration. We describe an approach to 4d sieving in the next section which was used in the record computation detailed in section 6. Our timings indicate that 4d sieving in an orthotope is practical and fast.

The question of how many relations are sufficient to conclude the sieving stage is quite delicate, and this can make or break the entire computation. This phenomenon is complicated by the fact that a key post-processing step after the sieving stage is the duplicate

removal step. In the ExTNFS setting, there are a number of different types of duplicates which must be removed to prevent problems in the subsequent stages. However, removing all types of duplicates tends to drastically reduce the number of relations, possibly even below the number of ideals (unknowns), thereby making the linear algebra stage intractable. We discuss this in more detail in section 6, but for now we note that we must aim to have more relations than ideals in our relation set, even after duplicate removal.

The duplicate removal step for ExTNFS was described comprehensively in [7]. We find experimentally that if the different types of duplicates are not removed, the matrix preparation routines such as purge (the removal of singletons) and merge (Gaussian elimination to reduce the size of the matrix) tend to fail/not function correctly.

The relation set is then reduced using singleton removal and a limited amount of Gaussian elimination. At this stage for each row of the matrix, depending on the unit rank of L_0 and L_1 we augment the matrix with Schirokauer maps, which are linear maps that deal with the problem of units when attempting to obtain a vector in the right nullspace of the matrix corresponding to the virtual logs of ideals. The usual algorithm for finding the nullspace vector is the Block Wiedemann algorithm, as it allows distribution of the computation across the nodes of a cluster.

The solution vector from the linear algebra step is then used to create a database of ideal virtual logs in the log reconstruction step. Finally for a given generator and target element of F we must carry out the descent step, where we relate the virtual logs of generator and target (lifted to L_0 or L_1) to known virtual logs in the database. There are various methods for doing this. We describe the descent in more detail in section 5.

3 4d Sieving in a Box

Using the previous notation, suppose our intermediate number field is $K = \mathbb{Q}(\alpha) \cong \mathbb{Q}[y]/\langle \bar{h} \rangle$, and our sieving number field L_0 is defined by the polynomial $f_0 \in K[x]$. We can compute the defining polynomial f of the absolute field of L_0 (i.e. not a relative extension). We have

$$f = \text{Res}_\alpha(f_0, h)$$

where Res_α means the polynomial resultant with respect to α .

Suppose we have a special- q rational prime q . We want to find principal ideals of the ring of integers of L_0 that are divisible by a prime \mathfrak{q} above q in L_0 , and by many smaller prime ideals. The most common case is the degree-1 case. Find r and R such that

$$h(r) \equiv 0 \pmod{q}$$

and

$$f(R) \equiv 0 \pmod{q}.$$

We can think of our degree-1 sieving ideal \mathfrak{q} above q as being represented uniquely by the triple (q, r, R) .

In general there are a number of possible ideal degrees (inertia degrees) for \mathfrak{q} . The inertia degree divides the degree of the absolute defining polynomial f , however not necessarily all divisors are present. In our record computation, the polynomial f_0 on side 0 has degree 4 and the polynomial g_0 on side 1 has degree 8, but e.g. on side 1 there only exist ideals of degree 1,2,4. This is an artefact of the conjugation method of polynomial selection.

We outline the method when the conjugation method has produced h of degree 2, f_0 with $f = \text{Res}_\alpha(f_0, h)$ of degree 4 and g_0 with $g = \text{Res}_\alpha(g_0, h)$ of degree 8, for ExTNFS in the \mathbb{F}_{p^4} setting.

There are 3 cases for the inertia degree for our 4d sieve, for each of which we form a lattice basis. We split the degree 2 case into two further cases.

3.1 Degree 1

Let

$$L = \begin{bmatrix} q - r & -R & 0 & 0 \\ 0 & 1 & 0 & -R \\ 0 & 0 & 1 & 0 \\ 0 & 0 & 0 & 1 \end{bmatrix}, \quad \begin{array}{l} h(r) \equiv 0 \pmod{q} \\ f(R) \equiv 0 \pmod{q} \end{array}$$

3.2 Degree 2 type 1

Let

$$L = \begin{bmatrix} q - r & 0 & 0 & 0 \\ 0 & 1 & 0 & 0 \\ 0 & 0 & q - r & 0 \\ 0 & 0 & 0 & 1 \end{bmatrix}, \quad h(r) \equiv 0 \pmod{q}$$

and f has no roots mod q .

3.3 Degree 2 type 2

Let

$$L = \begin{bmatrix} q & 0 & a_0 & 0 \\ 0 & q & a_1 & a_0 \\ 0 & 0 & 1 & a_1 \\ 0 & 0 & 0 & 1 \end{bmatrix}$$

where h is irreducible mod q , f has no roots mod q and

$$(x + a_1\alpha + a_0) \mid f_0 \pmod{\mathfrak{q}}.$$

Note that this requires an implementation of bivariate polynomial factorization.

3.4 Degree 4

Let

$$L = \begin{bmatrix} q & 0 & 0 & 0 \\ 0 & q & 0 & 0 \\ 0 & 0 & q & 0 \\ 0 & 0 & 0 & q \end{bmatrix}$$

where q is inert in L_0 .

In practice we only sieve degree 1 ideals, unless the reduced basis has very small coefficients. Note that when q is not very small, the determinant of the degree 2 basis is already q^2 and is not likely to have vectors of small norm.

We reduce L using e.g. the LLL algorithm. This is the basis of our sieving lattice. We must enumerate all points in the lattice contained in a 4d orthotope, of shape $\mathcal{S} = [-B, B] \times [-B, B] \times [-B, B] \times [-B, B]$, for some bound B . The enumeration is simple in principle: We enumerate in lines, then planes, then hyperspaces.

Suppose the sieving lattice has basis

$$L = \begin{bmatrix} u_1 & v_1 & w_1 & t_1 \\ u_2 & v_2 & w_2 & t_2 \\ u_3 & v_3 & w_3 & t_3 \\ u_4 & v_4 & w_4 & t_4 \end{bmatrix}.$$

We compute the 4d normal $N = (n_x, n_y, n_z, n_t)$ to the 3d hyperspace determined by the first 3 (column) vectors of L , using the cross product, as

$$\begin{aligned} n_x &= (-w_4v_3 + w_3v_4)u_2 + (w_4v_2 - w_2v_4)u_3 + (-w_3v_2 + w_2v_3)u_4 \\ n_y &= (w_4v_3 - w_3v_4)u_1 + (-w_4v_1 + w_1v_4)u_3 + (w_3v_1 - w_1v_3)u_4 \\ n_z &= (-w_4v_2 + w_2v_4)u_1 + (w_4v_1 - w_1v_4)u_2 + (-w_2v_1 + w_1v_2)u_4 \\ n_t &= (w_3v_2 - w_2v_3)u_1 + (-w_3v_1 + w_1v_3)u_2 + (w_2v_1 - w_1v_2)u_3 \end{aligned}$$

We start at the point $V_T = (0, 0, 0, 0)$ which is always contained in \mathcal{S} . We keep subtracting the vector $T = (t_1, t_2, t_3, t_4)$ from V_T until we cannot subtract T any more and still have $\mathcal{S}_N \cap \mathcal{S} \neq \emptyset$, where \mathcal{S}_N is the 3d subspace determined by N and V_T . Thus we relocate V_T until we are at the start of a sequence of 3d subspaces obtained by adding T to V_T . We then enumerate within this 3d subspace. When this is finished, we add T to V_T and start enumerating from V_T within the second 3d subspace, and so on until the 3d subspace no longer intersects \mathcal{S} .

The rest of the enumeration proceeds in an exactly analogous way, except in lower dimensions. We require a subroutine for determining if a subspace intersects \mathcal{S} . Algorithm 1 shows a method to determine if the 3d subspace \mathcal{S}_N with 4d normal (n_x, n_y, n_z, n_t) containing the point $V = (x, y, z, t)$ intersects the 4d orthotope \mathcal{S} . This algorithm works by using the dot product between a vector and the normal N to determine which ‘side’ of \mathcal{S}_N a point is on. If V is always on the same side as the respective vertices of the boundary, it follows that $\mathcal{S}_N \cap \mathcal{S} = \emptyset$, otherwise the converse is true.

The ‘enumeration in lower dimension’ has been detailed in [19] for dimension 3. We just need to add an extra co-ordinate to any vectors used, but otherwise the algorithm is practically identical. For example we show a 4d version of the integer linear programming algorithm (Algorithm 2, [19]) in Algorithm 2.

An implementation note: The algorithm speed still seems to come mostly from fast enumeration in a plane. Moving from plane to plane is done less frequently, and switching 3d subspace is done even less frequently, so any code complexity is offset by this. Note also that in our implementation, we allow orthotopes of ‘rectangular’ shape by allowing nonequal sides, we gave a single side length of B above for the sake of simplicity.

Algorithm 1 3d Subspace Intersects Box

Input:

Boundary $S = [-B, B] \times [-B, B] \times [-B, B] \times [-B, B]$
 4d normal $N = (n_x, n_y, n_z, n_t)$ to 3d subspace \mathcal{S}_N
 Point $V = (x, y, z, t)$ contained in \mathcal{S}_N

Output: True if $\mathcal{S}_N \cap S \neq \emptyset$, False otherwise

procedure

$d \leftarrow n_x x + n_y y + n_z z + n_t t$

$nxB0 \leftarrow -n_x B$

$nyB0 \leftarrow -n_y B$

$nzB0 \leftarrow -n_z B$

$ntB0 \leftarrow -n_t B$

$nxB1 \leftarrow n_x (B - 1)$

$nyB1 \leftarrow n_y (B - 1)$

$nzB1 \leftarrow n_z (B - 1)$

$ntB1 \leftarrow n_t (B - 1)$

$s_0 \leftarrow nxB0 + nyB0 + nzB0 + ntB0 - d$

$s_1 \leftarrow nxB1 + nyB0 + nzB0 + ntB0 - d$

$s_2 \leftarrow nxB0 + nyB1 + nzB0 + ntB0 - d$

$s_3 \leftarrow nxB1 + nyB1 + nzB0 + ntB0 - d$

$s_4 \leftarrow nxB0 + nyB0 + nzB1 + ntB0 - d$

$s_5 \leftarrow nxB1 + nyB0 + nzB1 + ntB0 - d$

$s_6 \leftarrow nxB0 + nyB1 + nzB1 + ntB0 - d$

$s_7 \leftarrow nxB1 + nyB1 + nzB1 + ntB0 - d$

$s_8 \leftarrow nxB0 + nyB0 + nzB0 + ntB1 - d$

$s_9 \leftarrow nxB1 + nyB0 + nzB0 + ntB1 - d$

$s_a \leftarrow nxB0 + nyB1 + nzB0 + ntB1 - d$

$s_b \leftarrow nxB1 + nyB1 + nzB0 + ntB1 - d$

$s_c \leftarrow nxB0 + nyB0 + nzB1 + ntB1 - d$

$s_d \leftarrow nxB1 + nyB0 + nzB1 + ntB1 - d$

$s_e \leftarrow nxB0 + nyB1 + nzB1 + ntB1 - d$

$s_f \leftarrow nxB1 + nyB1 + nzB1 + ntB1 - d$

If all of s_0, \dots, s_f have the same sign, return False, otherwise return True

end procedure

4 Comparison of sieving in sphere versus box

In this section we report on some statistics collected on various timings of our implementations of sphere sieving and orthotope sieving. Our 3d orthotope sieve was originally used in a record computation (at the time) of computing discrete log in a finite field of shape \mathbb{F}_{p^6}

Algorithm 2 Integer Linear Programming for 3d Subroutine of 4d Sieve

Input:

Boundary $[-B, B] \times [-B, B] \times [-B, B] \times [-B, B]$,

Plane P defined by $u = (u_1, u_2, u_3, u_4), v = (v_1, v_2, v_3, v_4), R = (x, y, z, t)$
such that $R \in P$, but R not necessarily in boundary.

Output:

(a, b) such that $p_0 = R + a \cdot u + b \cdot v$ contained in both P and boundary.

procedure

$U \leftarrow \{u_1, u_2, u_3, u_4, -u_1, -u_2, -u_3, -u_4\}^T$

$V \leftarrow \{v_1, v_2, v_3, v_4, -v_1, -v_2, -v_3, -v_4\}^T$

$C \leftarrow \{B - x - 1, B - y - 1, B - z - 1, B - t - 1, B + x, B + y, B + z, B + t\}^T$

$L \leftarrow \text{LCM}(u_1, u_2, u_3, u_4)$

Normalize system - multiply all entries by L , divide U_i, V_i, C_i by original $|U_i|$

$a \leftarrow B, b \leftarrow B$

for all pairs of rows (i, j) **do**

if $U_i = 0$ and $V_i > 0$ **then**

$b_{\text{TRIAL}} = \lfloor C_i / V_i \rfloor$

if $b_{\text{TRIAL}} < b$ **then** $b \leftarrow b_{\text{TRIAL}}$

else

if $U_i < 0$ and $U_j > 0$ and $|i - j| \neq 4$ **then**

$D \leftarrow V_i + V_j$

if $D > 0$ **then**

$b_{\text{TRIAL}} = \lfloor (C_i + C_j) / D \rfloor$

if $b_{\text{TRIAL}} < b$ **then** $b \leftarrow b_{\text{TRIAL}}$

end if

end if

end if

end for

for the best value of b , compute a by back substitution.

Return (a, b)

end procedure

and size 423 bits, using the traditional number field sieve. The \mathbb{F}_{p^6} computation has since been superseded by a record computation of G.DeMicheli, P.Gaudry, C.Pierrot in a finite field \mathbb{F}_{p^6} of size 521 bits using exTNFS [8]. Our 4d orthotope sieve was subsequently used in a record discrete log computation in a finite field \mathbb{F}_{p^4} of size 512 bits, using exTNFS. We give details of these computations in section 6. The purpose of this section is to focus solely on the sieving aspect in 4 dimensions, and compare the box versus sphere approach. We implemented G.DeMicheli's sphere sieve in C++ in 4d based on the description in [7].

4.1 Evaluation methodology

The ultimate test of a sieving method is how many (unique) relations per second it is capable of producing. In this sense, all other considerations are moot. This single metric determines how fast the sieving stage of NFS or TNFS runs, which is the bottleneck of the algorithm. However it is also academically interesting to compare other statistics of the box versus sphere approach to sieving, such as number of points enumerated in a given time, percentage of all points hit etc. and their variations with e.g. field shape, special-q size, sieving side etc.

G.De Micheli showed [7] that asymptotically, sieving in an n -dimensional hypersphere, i.e. enumerating all vectors in such, produces vectors that on average have smaller norm than

vectors from exhaustive enumeration in an n -dimensional orthotope. Asymptotically, this is a great advantage since a vector is more likely to produce a relation if the norm (which is an integer) is smaller in absolute value. It is not initially clear in which dimension we lose any possible advantage gained from sieving in a box (if any). The only real way to know for sure is to implement both and compare runtime and other statistics, so this is what we do.

In what follows, we implemented each sieve in dimension 4 in C++, compiling with the Gnu compiler version 9.4.0. The programs were run on the Kay cluster at the Irish Centre for High-End Computing (ICHEC), where each node has 2×20 -core 2.4 GHz Intel Xeon Gold 6148 (Skylake) processors and 192GB of RAM.

4.2 4d sieve in box versus sphere

For the case of 4d sieving, with 4 being the first composite integer, we used our 4d box sieve written for exTNFS to solve the discrete log in \mathbb{F}_{p^4} where p^4 has 512 bits (the current record in degree 4 extensions). We gathered runtime statistics for the same setup as our record computation and present our findings below.

We used two different measures in comparing 4d sieving in a box versus sphere. The first is ‘yield per million points enumerated’ (yield ppm). This is the number of relations produced per million points enumerated per core. This places more emphasis on the efficiency of the sieve enumeration at producing unique relations. The second measure is simply the number of unique relations produced per core hour. This takes into account all timings in the production of relations, including enumeration time, histogram time, cofactorization time and any other lesser time costs.

Our finding is that in 4d, sieving in a box significantly outperforms sieving in a sphere in three ways: First:

Remark 1. With optimal geometry, the box sieve has significantly higher relations per core hour (see tables 1, 2 and figure 2).

Second:

Remark 2. In all competitive configurations of geometry it is possible to have a smaller histogram size in the box case, where for sphere sieving it usually becomes necessary to use a 4GB histogram (as a result of coordinates being in $[-R, R]^4$ where R is at least 65). In practice, this considerably limits the number of cores that can sieve simultaneously on a production compute node. The nodes we used had 40 cores and 192GB of RAM, and to produce tables 1 and 2 we restricted both box and sphere cases to 30 cores out of 40, otherwise the sphere sieve would have run out of memory. There was no such limitation in the box case, so in fact at 75% node capacity, the box sieve still outperforms the sphere sieve.

Third:

Remark 3. Enumeration speed is slightly higher in the box case in 4d. We also use the measure ‘yield parts per million’ to describe the number of relations produce per million points enumerated, but it is important to note that this is independent of the time taken. While sphere sieving has higher yield ppm than box sieving in 4d, and technically it is

producing a greater fraction of valid unique relations in its sieving region, it does not do this fast enough.

Remark 4. For our 512-bit DLP computation in \mathbb{F}_{p^4} the box sieve had even another advantage, which was some additional sieving of degree 2 ideals which increases the relations per core hour slightly, at very little extra cost.

Label	geometry of sieve region	histogram size(bytes)	rels/core hour
A	$2^8 \times 2^8 \times 2^7 \times 2^7$	1073741824	531
B	$2^8 \times 2^7 \times 2^7 \times 2^7$	536870912	1057
C	$2^7 \times 2^7 \times 2^7 \times 2^7$	268435456	1019
D	$2^7 \times 2^7 \times 2^7 \times 2^6$	134217728	834
E	$2^7 \times 2^7 \times 2^6 \times 2^6$	67108864	674
F	$2^7 \times 2^6 \times 2^6 \times 2^6$	33554432	485
G	$2^6 \times 2^6 \times 2^6 \times 2^6$	16777216	352

Table 1: exTNFS, 4d sieving \mathbb{F}_{p^4} , box, 80 cores for 1 hour

Radius of sieve sphere	coordinate bits	histogram size(bytes)	rels/core hour
105	8	4294967296	760
100	8	4294967296	802
95	8	4294967296	786
90	8	4294967296	755
85	8	4294967296	714
80	8	4294967296	682
75	8	4294967296	636
70	8	4294967296	571
65	8	4294967296	497
60	7	2147483648	637

Table 2: exTNFS, 4d sieving \mathbb{F}_{p^4} , sphere, 80 cores for 1 hour

Remark 5. Each point enumerated involves a trip to main memory to store a point (encoded as a 32-bit integer), since the number of points is large and quickly goes beyond anything that might benefit from the various levels of cache. Therefore the number of points enumerated is closely related to the total enumeration time.

Remark 6. We would like to make a fair comparison between box and sphere-based sieving. One way of comparing is to arrange for the box and sphere to have the same volume, since the number of lattice points contained in a volume V depends closely on V . For instance, say the box in 4d has side length $2^7 = 128$, so the volume is $2^{28} = 268435456$. We can compute the radius R of the hypersphere that has the same volume using the formula for the volume of a 4d hypersphere. This gives $R = 85.88$ approximately, and so a 4d hypersphere with this radius should contain very nearly the same number of lattice points as the box. However note that as the dimension increases, the ratio of the volume of the

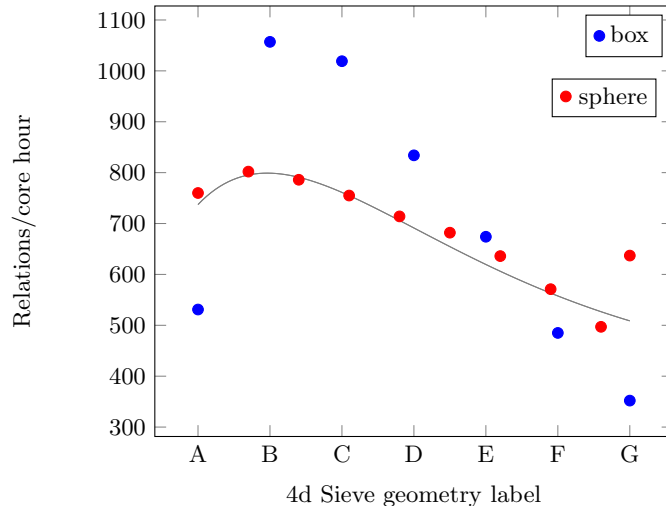


Fig. 2: exTNFS, relations/core hour, box vs sphere 4d sieve

hypersphere to that of the box decreases significantly, in fact as the dimension tends to infinity, the volume of the hypersphere tends to zero. Since it is not obvious in which dimension the advantage of asymptotically lower norms from sieving in a hypersphere first becomes apparent in these low dimensions, all we can do is conduct tests to find the ‘sweet spot’ of enumeration speed/yield ppm.

Remark 7. Notice in tables 3 and 4 with regard to the yield ppm for the box and sphere case, that even though more points were enumerated for a given special- q range in the box case, the sphere sieve produces significantly more relations, a surplus of about 25% more. The explanation is that the effect of smaller average norm in the sphere geometry is already apparent in 4d, and more relations are found, again (in the 4d case) just not fast enough.

Remark 8. The selection of optimal parameters is quite subtle, for example naively choosing the largest box or sphere for which our vectors are encoded in at most 32 bits may be suboptimal. We may (sometimes do) find that a smaller box gives a higher unique relation production rate, which is the only metric that matters in the sieving stage.

Remark 9. The relatively low memory cost of the box sieve indicates the possibility for a particularly fast GPU-based implementation of the 4d lattice sieve, since usually the impediment to a GPU sieve for the number field sieve is the high memory cost.

4.3 Summary

Experimentally we find that sieving in a box in 4d produces significantly more relations per core hour than sieving in a sphere, with respectively optimal configuration. In our tests, sieving in a box in 4d for a field size of 512 bits produced over 1000 relations/core hour, whereas sieving in a sphere produced only just over 800 relations/core hour. However we also had to restrict the sphere sieve to 30 cores out of 40 on a node, due to the memory constraint - there is no such restriction necessary in the 4d box case.

Shape of 4d region	box	sphere
Geometry of sieve region	$2^7 \times 2^7 \times 2^7 \times 2^6$	radius 80
#special-q	1000	1000
Min special-q	10000189	10000189
Max special-q	12001189	12001189
Special-q side	0	0
Sieving side	0	0
Av. #points in sieve region per q	129745888	101769710
Av. #points enumerated per q	108137268	101769710
Percentage of points hit	83.35	100
Av. enumeration time (s)	7.83	7.51
Av. points enumerated per ms per q	13819	13556
Sieving side	1	1
Av. #points in sieve region per q	127391309	99922910
Av. #points enumerated per q	106189065	99922910
Percentage of points hit	83.36	100
Av. enumeration time (s)	7.77	7.45
Av. points enumerated per ms per q	13662	13409
Relation count	6965	8707
Unique relation count	5729	7585
Yield ppm (but see remark 3)	53.95	75.91

Table 3: exTNFS, 4d sieving \mathbb{F}_{p^4} , box vs sphere, q=10000189-12001189

Shape of 4d region	box	sphere
Geometry of sieve region	$2^7 \times 2^7 \times 2^7 \times 2^6$	radius 80
#special-q	1000	1000
Min special-q	37503223	37503223
Max special-q	39503953	39503953
Special-q side	0	0
Sieving side	0	0
Av. #points in sieve region per q	129721890	101773958
Av. #points enumerated per q	107483024	101773958
Percentage of points hit	82.86	100
Av. enumeration time (s)	7.97	7.67
Av. points enumerated per ms per q	13484	13266
Sieving side	1	1
Av. #points in sieve region per q	127381471	99925799
Av. #points enumerated per q	104866866	99925799
Percentage of points hit	82.33	100
Av. enumeration time (s)	7.91	7.61
Av. points enumerated per ms per q	13253	13124
Relation count	4790	6104
Unique relation count	4064	5422
Yield ppm	45.68	54.26

Table 4: exTNFS, 4d sieving \mathbb{F}_{p^4} , box vs sphere, q=37503223-39503953

Algorithm 3 Special-q Descent for ExTNFS[†]

Input:

Let L_0, L_1 be the number field towers of ExTNFS.
Given generator, target $g, t \in F = \mathbb{F}_{p^n}$, group order ℓ .
Given a database of logs of ideals with prime norm up to B .
Assume the virtual log of g is known.

Output:

Produce the log of t to the base g in F .

- 1: Choose a bound $B_L > B$ for large primes.
- 2: Using the algorithm of Guillevic [13], find $i \in \mathbb{Z}$ such that
- 3: h , the lift of tg^i to (say) L_0 , has norm which factors into primes bounded by B_L .
- 4: Choose an intermediate bound B_I with $B < B_I < B_L$.
- 5: **for** Each prime $q > B_I$ in the factorization of $\mathcal{N}(h)$ **do**
- 6: Construct the sieving lattice L as shown in section 3
- 7: Reduce L with LLL, giving \bar{L} .
- 8: **do**
- 9: Produce a random vector in \bar{L}
- 10: Let \bar{h} be the corresponding element of F
- 11: Let h_0, h_1 be the lifts of \bar{h} to L_0, L_1 resp.
- 12: **while** $\mathcal{N}(h_0)$ or $\mathcal{N}(h_1)$ is not B_I -smooth
- 13: **end for**
- 14: We have initiated the descent tree with all leaves corresponding to $q < B_I$
- 15: (Traditional special-q descent)
- 16: For each remaining prime factor q in the factorization of $\mathcal{N}(h)$ we descend as follows:
- 17: Set an initial upper bound $Q \leftarrow q$
- 18: **while** There exist primes q in the descent tree of unknown log **do**
- 19: **for** prime factors q of h **do**
- 20: **while** We have not found a Q -smooth relation **do**
- 21: Construct the sieving lattice L as shown in section 3.
- 22: Reduce L with LLL, giving \bar{L} .
- 23: Perform lattice sieving with \bar{L}
- 24: **while** There are unexamined relations remaining **do**
- 25: **if** the norms on each side of the relation factor into primes less than Q **then**
- 26: exit while loop
- 27: **end if**
- 28: **end while**
- 29: **if** a Q -smooth relation was found **then**
- 30: exit while loop
- 31: **else**
- 32: (very rarely) increase the allowable smoothness bound Q
- 33: **end if**
- 34: **end while**
- 35: An upper bound on primes to descend should now be less than Q
- 36: Update Q with the smaller bound
- 37: **if** $Q < B$ **then**
- 38: Deduce the virtual log of q from the log database
- 39: **end if**
- 40: **end for**
- 41: **end while**
- 42: All virtual logs of primes in the descent tree are now known
- 43: We have $\text{vlog}(tg^i) = \text{vlog}(t) + i\text{vlog}(g)$
- 44: Return $\text{vlog}(t)/\text{vlog}(g) \pmod{\ell}$

[†] Not strictly yet an algorithm as it is not proved to terminate.

5 Descent

Usually there are two parts to the descent step (also known as the individual logarithm step) for relating the virtual logs of an arbitrary generator/target to the known logs of the factor base. These are the initial split (or boot) step, followed by the special-q descent step. The goal of the initial split step is to find an element in the finite field whose lift to one number field has norm which decomposes into prime factors which are ‘not too big’, meaning that we are able to complete the descent by using these primes as special-qs in the second step. The special-q step attempts to eliminate larger special-qs by expressing

their virtual logs in terms of virtual logs of smaller primes, and so on, until we reach the primes with known logs in the factor base.

We might have to use a specialized algorithm for the initial split, depending on the context. For example, in large characteristic the continued fraction algorithm is used. New methods were described in [13] in the extension field setting and we made use of these advances in our record computation.

The algorithm from [13] for initial split makes use of the fact that the target element will have the same log if it is multiplied by any element in a proper subfield of \mathbb{F}_{p^n} (thus it only applies when $n > 1$). Using this fact we can set up a lattice and the reduced lattice gives us an element whose lift has smaller norm than that of the lift of the target element, yet has the same virtual log. The descent in extension fields would be very difficult or practically impossible without a method such as this to provide a starting point for the special- q descent.

5.1 Special- q descent

As already mentioned, in the special- q descent phase we recursively traverse the descent tree until we have reached elements of the number field whose norms factor into prime ideals in our factor base only, for which we have a complete (or near complete) set of virtual logs. This process is basically the same as the sieving step of NFS/exTNFS except in practice we must allow larger special- q primes. For every prime ideal with an unknown log at a given leaf in the descent tree, we use it as a special- q and conduct traditional lattice sieving, using the method shown in section 3. The idea is that at each subsequent leaf the primes get smaller. We use a heuristic that the process must eventually terminate, but it is an open problem to prove this rigorously. The idea is not new, but since it is rare to see a formal description of special- q descent in the literature, we give pseudocode for the process in ‘algorithm’ 3. Note however we cannot describe it as an algorithm without a proof that it terminates. In the case of index calculus using function fields to solve DLP in e.g. small characteristic finite fields or in the Jacobian of a low degree plane curve, there is some more detailed discussion of the descent step, see for example [5], which is referenced by [9].

5.2 New method: Descent with intermediate random vectors

In our record computation in \mathbb{F}_{p^4} we implemented Guillevic’s algorithm. However, even with this algorithm we still found it difficult to find a sufficiently smooth initial split. We decided on a compromise - we allowed larger factors than usual in the initial split algorithm, and fed these into an ‘intermediate’ special- q step.

The idea is that we take one of the large initial split primes q and compute the sieving lattice L as described in the previous section. However, instead of sieving with this lattice (which would be impractical since the associated norms would be too large to factor using the primitive implementation of elliptic curve factoring in our 4d sieve program), we compute random elements of the lattice, and if the associated norm is ‘sufficiently

smooth' (as determined by PARI/GP's much more capable suite of factoring algorithms, with a set time limit), we then complete the descent of that q with the usual special- q descent. This simple idea made an otherwise very difficult descent step much easier. In fact the intermediate randomised vector descent described can be implemented in a single line of PARI/GP and even without optimization works perfectly well. Pseudocode for this algorithm is given in algorithm 4.

Remark 10. What distinguishes algorithm 4 from lattice sieving is that there is no 'sieve', i.e. we just keep the special- q aspect and compute random vectors in the lattice, which we show in the sequel has a good likelihood to eventually result in a sufficiently smooth element of the number field.

5.3 Analysis of intermediate random vector step

We first define the successive minima of a lattice Λ .

Definition 1. Let Λ be a lattice of rank n . For $i \in \{1, \dots, n\}$ we define the i -th successive minimum as

$$\lambda_i(\Lambda) = \inf \{r \mid \dim(\text{span}(\Lambda \cup \overline{B}(0, r))) \geq i\}$$

where $\overline{B}(0, r) = \{x \in \mathbb{R}^m \mid \|x\| \leq r\}$ is the closed ball of radius r around 0.

We state a famous result of Minkowski [3], which we need below.

Theorem 1 (Minkowski's Second Theorem). For any full-rank lattice Λ of rank n ,

$$\left(\prod_{i=1}^n \lambda_i(\Lambda) \right)^{1/n} \leq \sqrt{n} (\det \Lambda)^{1/n},$$

where λ_i denotes the i -th minimum of Λ .

Smoothness probability We would like to make the analysis of the likelihood of success of finding a good initial split for a given field size more rigorous. We reduce this problem to an estimation of the likelihood that an integer of a given size will be y -smooth, for some smaller integer bound y . To this end we have a theorem due to Canfield/Erdős/Pomerance from the 1980s when subexponential algorithms for factoring and discrete log were first being investigated in-depth.

Canfield-Erdős-Pomerance We follow the presentation in [6]. A y -smooth integer has only primes at most y in its prime factorization. Let

$$\psi(x, y) = \#\{1 \leq n \leq x : n \text{ is } y\text{-smooth}\}.$$

We have the following theorem:

Theorem 2. For each fixed real number $u > 0$, there is a real number $\rho(u) > 0$ such that

$$\psi(x, x^{1/u}) \sim \rho(u)x.$$

The function ρ is known as the Dickman Rho function. We then have the following theorem due to Canfield, Erdős, Pomerance:

Theorem 3. *Let ψ, ρ be defined as above. Then*

$$\psi(x, x^{1/u}) = xu^{-u+o(u)}$$

uniformly as $u \rightarrow \infty$ and $u < (1 - \epsilon) \ln x / \ln \ln x$, for any fixed $\epsilon > 0$.

This gives a reasonable estimate for $\psi(x, y)$ when $y > \ln^{1+\epsilon} x$ and x is large. Thus we can say the probability that an integer of size x is $x^{1/u}$ -smooth is approximately

$$xu^{-u+o(u)} / x = u^{-u+o(u)}.$$

We can re-phrase this theorem using L-notation. The probability that an integer of size $L[a, \alpha]$ is $L[b, \beta]$ -smooth is

$$L \left[a - b, -\frac{\alpha}{\beta}(a - b)(1 + o(1)) \right].$$

Algorithm 4 Intermediate descent by random vectors (4d case)

Input: polynomials f, g , tower polynomial h defining exTNFS diagram

large special- q prime q to descend

r, R such that $h(r) \equiv 0 \pmod q, f(R) \equiv 0 \pmod q$

smoothness bound B

coordinate interval size s (even integer for simplicity)

factor time limit t seconds

overall time limit T seconds

Output: list of lattice vectors of increasing corresponding norm quality

```

1:  $L \leftarrow \begin{bmatrix} q & r & R & 0 \\ 0 & 1 & 0 & R \\ 0 & 0 & 1 & 0 \\ 0 & 0 & 0 & 1 \end{bmatrix}$ 
2: reduce  $L$  with the LLL algorithm yielding lattice basis  $L'$ 
3:  $Q_{best} \leftarrow q$ 
4: while true do
5:    $v \leftarrow (rand(s) - s/2, \dots, rand(s) - s/2)$  with 4 entries
6:    $(a, b, c, d) \leftarrow L' \cdot v$ 
7:    $N_1 \leftarrow \text{Res}_y(\text{Res}_x(a + by + (c + dy)x, f), h)$ 
8:    $N_2 \leftarrow \text{Res}_y(\text{Res}_x(a + by + (c + dy)x, g), h)$ 
9:    $Q_1 \leftarrow \max\{q, \text{largest prime in factorization of } N_1 \text{ in time } t\}$ 
10:   $Q_2 \leftarrow \max\{q, \text{largest prime in factorization of } N_2 \text{ in time } t\}$ 
11:  if  $Q_1 < Q_{best}$  and  $Q_2 < Q_{best}$  then
12:     $Q_{best} \leftarrow \max\{Q_1, Q_2\}$ 
13:    record  $(a, b, c, d)$ , also output to screen
14:  end if
15:  if time limit  $T$  exceeded then
16:    exit while and return best  $(a, b, c, d)$ 
17:  end if
18: end while

```

Complexity of algorithm 4 We present the following theorem to analyse the success likelihood of descent using random vectors.

Theorem 4. *Given a target smoothness bound $B \in \mathbb{Z}$ and a coordinate interval of size s , the asymptotic probability of success of algorithm 4 in dimension 4 is u^{-u} , where $u = \log(pqs^4)/\log(B)$.*

Proof. By Minkowski's Second Theorem, since the determinant is q , short elements of the reduced 4d lattice in algorithm 4 have coordinates bounded by $O(q^{1/4})$. The matrix vector product then gives vectors with coordinates of size $O(sq^{1/4})$. Suppose the finite field element $A = a + by + (c + dy)x$ lifts to an element α in one of the tower number fields L . We take the double resultant with the tower field polynomials h and f from the conjugation construction where

$$\begin{aligned} h &= y^2 + h_1y + 1, & h_1 &\in \mathbb{Z}, h_1 = O(1) \\ f &= f_0x^2 + f_1x + f_0, & f_i &\in \mathbb{Z}, f_i = O(p^{1/2}). \end{aligned}$$

The double resultant $\text{Res}_y(\text{Res}_x(A, f), h)$ has coefficients of terms in $\{f_0, f_1\}$ of degree 2 multiplied by terms in $\{a, b, c, d\}$ of degree 4. Thus, since $f_i = O(p^{1/2})$ and $a, b, c, d = O(sq^{1/4})$, α will have norm $O(pqs^4)$. Applying the theorem of Canfield/Erdős/Pomerance (see section 5.3 above), we expect to have to trial approximately u^u integers of size x to find one which is $x^{1/u}$ -smooth. Since our norms are of size $O(pqs^4)$, we need $B = (pqs^4)^{1/u}$, so we should set $u = 1/\log_{pqs^4}(B) = \log(pqs^4)/\log(B)$. □

Remark 11. Concretely, for our \mathbb{F}_{p^4} computation, p has 128 bits, and we could find from the initial split an element with norm prime factors up to say 70 bits. Taking such a maximum prime, we use this as the special- q . The coordinate interval size s can be quite small, as long as our pool of random vectors is large enough. We can take $s = 200$. Thus pqs^4 will have 229 bits. Say we want another element which has up to at most 50-bit primes, so that our lattice sieve can complete the descent more easily. This means we should take $u = \log(pqs^4)/\log(2^{50}) \approx 4.58$, and so we expect to have to try $u^u \approx 1064$ norms until we find such a split. Of course this could be slightly higher (or slightly lower), because of the $o(u)$ in the theorem of Canfield/Erdős/Pomerance, but not by too much - we are in an acceptable range of order of magnitude.

We offer another perspective using L-notation by estimating a lower bound for the running time of algorithm 4 using a lemma from [13] which we paraphrase here:

Lemma 1 (Running-time of B -smooth decomposition). *Let $Q = p^n$ (in our concrete example $n = 4$). Assume that the norm N of the random elements in \mathbb{F}_Q in algorithm 4 is bounded by $Q^e = L_Q[1, e]$. Write $B = L_Q[\alpha_B, \gamma]$ the smoothness bound for N . Then the lower bound of the expected running time for finding B -smooth N is $L_Q[1/3, (3e)^{1/3}]$, obtained with $\alpha_B = 2/3$ and $\gamma = (e^2/3)^{1/3}$.*

Using this lemma we only have to compute e and we are done. The size of our norms N is pqs^4 using the notation of theorem 4. We require that $Q^e = pqs^4$, so we should take $e = \frac{1}{4} \log pqs^4 / \log p$.

Remark 12. We could spend more time considering the $o(u)$ in theorem 3 and its effect on the running time of algorithm 4 but in practice the algorithm is extremely fast, as we discuss below. We have at least a theoretical asymptotic lower bound on the runtime using the above discussion.

5.4 Performance of intermediate descent

Algorithm 4 is extremely fast in practice, requires minimal memory (since there is no sieve) and can be arbitrarily parallelised. The speed is only limited by the time to factor the norms that arise from the given special-q. We can set a time limit on the factorization which allows spending more time factoring promising candidates and ignoring hard-to-factor norms (these will take longer to factor and this can effectively be detected by setting a threshold factorization time). Running the algorithm on one core for only a couple of minutes was sufficient to descend a large special-q prime of 68 bits down to primes of at most 52 bits. Without this intermediate step, our implementation of Guillevic's 4d descent algorithm from [13] set to find a 64-bit smooth norm did not find any suitable split even after an appreciable core hour cost.

6 Record Computation in \mathbb{F}_{p^4}

We give details of our record computation in \mathbb{F}_{p^4} for a field size of 512 bits. The previous record in \mathbb{F}_{p^4} was 392 bits, using the original number field sieve [11]. All core timings here are normalised to a nominal 2.1GHz clock speed.

6.1 Polynomial Selection

We selected the prime $p = 314159265358979323846264338327950288459 = \lfloor 10^{38}\pi \rfloor + 40$. This was so that $\Phi_4(p) = p^2 + 1$ has a large prime factor $\ell = (p^2 + 1)/28047119146$. Our target field is $F = \mathbb{F}_{p^4}$ and we want to solve discrete logs in the subgroup of F of size ℓ . We used the conjugation method of polynomial selection described in section 2 to produce the polynomials

$$\begin{aligned} h &= y^2 - y + 1 \in \mathbb{Q}[y] \\ f_0 &= 2690013449567156494\alpha x^2 - 3386516025263921869x + 2690013449567156494\alpha \in K[x] \\ g_0 &= (\alpha - 1)x^4 + (2\alpha - 47)x^2 + (\alpha - 1) \in K[x] \end{aligned}$$

with

$$\gcd(\overline{f_0}, \overline{g_0}) = \overline{f_0}$$

and we have the number fields

$$\begin{aligned} K &= \mathbb{Q}(\alpha) \cong \mathbb{Q}[y]/\langle h \rangle \\ L_0 &= K(\beta) \cong K[x]/\langle f_0 \rangle \\ L_1 &= K(\gamma) \cong K[x]/\langle g_0 \rangle. \end{aligned}$$

6.2 Sieving

We implemented our 4d sieve in C++ using g++, the Gnu C++ compiler. We kept the approach of list/sort from [19] for identifying cofactorization candidates. The parameters for sieving were as follows: We set a large prime bound of 2^{26} . This means the factor base contains 24,735,135 ideals of degrees 1, 2, 4 on either side. We are mainly interested in degree 1 ideals only and in total there are 7,913,047 of these in the factor base, but we allow a small number of degree 2 ideals whenever they show up. Our sieve base bound (i.e. a bound on the primes used for sieving only) was 4,000,000. We set a bounding orthotope for 4d sieving of dimensions $64 \times 64 \times 64 \times 64$. Our special-qs were in intervals between 4,000,000 and 67,108,864. We spent 52,663 core hours collecting 58,793,420 raw relations (but including exact duplicates the 4d sieve found 75,192,614 relations). This was done over 48 hours on 24 nodes of the Kay cluster at the Irish Centre for High-End Computing (ICHEC). Each compute node has 40 cores.

6.3 Duplicate Removal

Duplicate removal is necessary to avoid problems in the linear algebra step. As described in [7], in the TNFS setting there are a number of different types of duplicate relation. The main criterion we used was to enforce keeping only one relation $\langle a + b\alpha + (c + d\alpha)\beta \rangle$ whenever $(a + by)/(c + dy) \pmod{\bar{h}}$ is the same between two or more relations. We found that also requiring $\gcd(N_0, N_1) = 1$ for norms N_0, N_1 on sides 0,1 respectively threw away too many relations so we allowed any gcd. Ensuring a surplus of relations vs ideals seems to be a very delicate matter. If we sieve too little and carry out duplicate removal, it can happen that too many relations are removed and we end up with less relations than unknowns. Even erring on the side of caution, when we removed duplicates from the set of 58,793,420 raw relations, we were left with 6,619,495 unique relations involving 6,606,889 distinct ideals - barely a surplus but it was enough to proceed. The duplicate removal step took 1,180 core hours, however our program for doing this could be significantly optimized.

6.4 Matrix Preprocessing

We used the CADO-NFS [25] binaries `purge` and `merge-dl` from the development branch (commit 0x03048880f12f8...) to reduce the size of the matrix passed to the linear algebra step. The `purge` binary removed singletons and reduced the relation set to 3,552,319 relations. Then `merge-dl` generated a matrix of size 1,093,016 rows and 1,093,012 columns, allowing for 1 Schirokauer map on side 0 and 3 Schirokauer maps on side 1.

6.5 Schirokauer Maps

We wrote our own program to generate the Schirokauer map columns. We note that we used an isomorphism between the relative number field on a given side, and its absolute number field. This isomorphism was computed with Sage [27]. Then Schirokauer maps are generated in the expected way. Our program uses `libpari`, the `pari-gp` library [26] for number field/multivariate polynomial arithmetic.

6.6 Linear Algebra

We used CADO-NFS's implementation of the Block Wiedemann algorithm to find a right nullspace vector for our linear system. The matrix was small enough to be able to process in just over 3 days of real time on a 16 core home workstation. This step took 1,187 core hours.

6.7 Log Reconstruction

Since we chose the factor base format, we also wrote our own log reconstruction program. It works in a similar way to the CADO-NFS reconstructlog-dl binary, by multiple passes where on input of the total set of relations, including those removed by purge, the program deduces logs from relations with a single unknown. This allows further passes where now more relations with a single unknown are present, and continues until there are no more deductions possible. With our program we reconstructed 6,160,438 known logs in 29 passes.

6.8 Descent

Working in the subgroup of size

$$\ell = 3518936953814357579166997631392367151668364387422300934981051190217$$

of F_{p^4} defined as above, we chose the generator

$$g = x + 5$$

and target, from the digits of $\exp(1)$,

$$\begin{aligned} t = & (27182818284590452353602874713526624977y+ \\ & 57247093699959574966967627724076630353)x+ \\ & (54759457138217852516642742746639193200y+ \\ & 30599218174135966290435729003342952605). \end{aligned}$$

The initial split step for the target produced an element of the number field L_0 of norm

$$\begin{aligned} & 2^2 \cdot 5701 \cdot 41611 \cdot 55057 \cdot 4088911 \cdot 996853403317 \cdot 203630288936359 \cdot \\ & 512871673683067 \cdot 1796070586527211 \cdot 247959619100557519 \cdot 244801552463017277719 \end{aligned}$$

where the largest prime has 68 bits. The initial split step/intermediate descent took about 12 core hours, and computing the special-q descent trees with sieving took about 12 hours of manual effort. We had two versions of our 4d sieve program - a 32-bit version, used in the sieving step, and a 64-bit version which was slower, but necessary for larger primes in the descent tree.

Finally, we computed the virtual log

$$\text{vlog}(g) = 992323251125728356329649930303177107284104491653542204374572554143$$

of the generator and

$$\text{vlog}(t) = 401809551984744589507112134228751535116674975282792047359473327871$$

of the target and it can be confirmed easily that

$$g^{C \cdot \text{vlog}(t)} \equiv t^{C \cdot \text{vlog}(g)}.$$

where $C = (p^4 - 1)/\ell$.

7 Conclusion

We implemented the key components of the Extended Tower Number Field Sieve and together with linear algebra components of CADO-NFS demonstrated a total discrete log break in a finite field \mathbb{F}_{p^4} of size 512 bits, a new record. This provides another data point in the evaluation of security of systems dependent on the intractability of discrete log attacks in extension fields. Whereas the recent articles [7], [8] show that asymptotically, sieving in a d -dimensional sphere is optimal as $d \rightarrow \infty$, there seems to be room at lower dimensions for sieving in an orthotope to remain competitive. We did not optimize our code particularly well and there are probably further gains in sieving speed possible. The parameters for sieving were tuned in an ad-hoc way and a finer examination of optimal parameters would be interesting. It would be a fairly easy change to adjust the sieving shape to best suit a given special- \mathbf{q} , for rectangular sieving orthotopes, improving the relation yield. Finally, we did not exploit the common Galois automorphism of the sieving polynomials, which would have cut the sieving time in half. The overall timings of the key stages of our computation are shown in table 5.

Stage	Time Taken (Core Hours)
Relation Collection	52,663
Duplicate Removal	1,180
Linear Algebra	1,187
Descent	24
Total	55,054

Table 5: Overall Timings

References

1. Barbulescu, R., Gaudry, P., Guillevic, A., Morain, F.: Improving NFS for the discrete logarithm problem in non-prime finite fields. In: Advances in cryptology—EUROCRYPT 2015. Part I, Lecture Notes in Comput. Sci., vol. 9056, pp. 129–155. Springer, Heidelberg (2015)
2. Barbulescu, R., Gaudry, P., Kleinjung, T.: The tower number field sieve. In: Advances in cryptology—ASIACRYPT 2015. Part II, Lecture Notes in Comput. Sci., vol. 9453, pp. 31–55. Springer, Heidelberg (2015). https://doi.org/10.1007/978-3-662-48800-3_2, https://doi.org/10.1007/978-3-662-48800-3_2
3. Cassels, J.W.S.: An introduction to the geometry of numbers. Classics in Mathematics, Springer-Verlag, Berlin (1997), corrected reprint of the 1971 edition
4. Cohen, H.: A course in computational algebraic number theory, Graduate Texts in Mathematics, vol. 138. Springer-Verlag, Berlin (1993). <https://doi.org/10.1007/978-3-662-02945-9>, <https://doi.org/10.1007/978-3-662-02945-9>

5. Coppersmith, D.: Fast evaluation of logarithms in fields of characteristic two. *IEEE Trans. Inform. Theory* **30**(4), 587–594 (1984). <https://doi.org/10.1109/TIT.1984.1056941>, <https://doi.org/10.1109/TIT.1984.1056941>
6. Crandall, R., Pomerance, C.: Prime numbers. Springer, New York, second edn. (2005), a computational perspective
7. De Micheli, G.: Discrete Logarithm Cryptanalyses : Number Field Sieve and Lattice Tools for Side-Channel Attacks. (Cryptanalyses de logarithmes discrets : crible algébrique et réseaux pour canaux auxiliaires). Ph.D. thesis, University of Lorraine, Nancy, France (2021), <https://tel.archives-ouvertes.fr/tel-03335360>
8. De Micheli, G., Gaudry, P., Pierrot, C.: Lattice enumeration for tower NFS: a 521-bit discrete logarithm computation. In: *Advances in cryptology—ASIACRYPT 2021. Part I, Lecture Notes in Comput. Sci.*, vol. 13090, pp. 67–96. Springer, Cham ([2021] ©2021). https://doi.org/10.1007/978-3-030-92062-3_3, https://doi.org/10.1007/978-3-030-92062-3_3
9. Enge, A., Gaudry, P., Thomé, E.: An $L(1/3)$ discrete logarithm algorithm for low degree curves. *J. Cryptology* **24**(1), 24–41 (2011). <https://doi.org/10.1007/s00145-010-9057-y>, <https://doi.org/10.1007/s00145-010-9057-y>
10. Franke, J., Kleinjung, T.: Continued fractions and lattice sieving. In: *Workshop record of SHARCS (2005) (2005)*, available at <http://www.ruhr-uni-bochum.de/itsc/tanja/SHARCS/talks/FrankeKleinjung.pdf>
11. Guillevic, A., Barbulescu, R., Gaudry, P., Morain, F.: DL record computation in fp4 of 392 bits (2015), <http://www.lix.polytechnique.fr/~guillevic/docs/guillevic-catrel15-talk.pdf>
12. Guillevic, A.: Computing individual discrete logarithms faster in $\text{GF}(p^n)$ with the NFS-DL algorithm. In: *Advances in cryptology—ASIACRYPT 2015. Part I, Lecture Notes in Comput. Sci.*, vol. 9452, pp. 149–173. Springer, Heidelberg (2015)
13. Guillevic, A.: Faster individual discrete logarithms in finite fields of composite extension degree. *Math. Comp.* **88**(317), 1273–1301 (2019)
14. Guillevic, A., Singh, S.: On the Alpha Value of Polynomials in the Tower Number Field Sieve Algorithm. *Mathematical Cryptology* **1**(1), 1–39 (Feb 2021), <https://hal.inria.fr/hal-02263098>
15. Joux, A., Lercier, R., Smart, N., Vercauteren, F.: The number field sieve in the medium prime case. In: *Advances in cryptology—CRYPTO 2006, Lecture Notes in Comput. Sci.*, vol. 4117, pp. 326–344. Springer, Berlin (2006). https://doi.org/10.1007/11818175_19, https://doi.org/10.1007/11818175_19
16. Joux, A., Pierrot, C.: The special number field sieve in \mathbb{F}_p^n : application to pairing-friendly constructions. In: *Pairing-based cryptography—Pairing 2013, Lecture Notes in Comput. Sci.*, vol. 8365, pp. 45–61. Springer, Cham (2014). https://doi.org/10.1007/978-3-319-04873-4_3, https://doi.org/10.1007/978-3-319-04873-4_3
17. Kim, T., Barbulescu, R.: Extended tower number field sieve: a new complexity for the medium prime case. In: *Advances in cryptology—CRYPTO 2016. Part I, Lecture Notes in Comput. Sci.*, vol. 9814, pp. 543–571. Springer, Berlin (2016)
18. Kim, T., Jeong, J.: Extended tower number field sieve with application to finite fields of arbitrary composite extension degree. In: *Public-key cryptography—PKC 2017. Part I, Lecture Notes in Comput. Sci.*, vol. 10174, pp. 388–408. Springer, Berlin (2017)
19. McGuire, G., Robinson, O.: Lattice sieving in three dimensions for discrete log in medium characteristic. *J. Math. Cryptol.* **15**(1), 223–236 (2021). <https://doi.org/10.1515/jmc-2020-0008>, <https://doi.org/10.1515/jmc-2020-0008>
20. Pollard, J.M.: The lattice sieve. In: *The development of the number field sieve, Lecture Notes in Math.*, vol. 1554, pp. 43–49. Springer, Berlin (1993)
21. Sarkar, P., Singh, S.: A general polynomial selection method and new asymptotic complexities for the tower number field sieve algorithm. In: *Advances in cryptology—ASIACRYPT 2016. Part I, Lecture Notes in Comput. Sci.*, vol. 10031, pp. 37–62. Springer, Berlin (2016)
22. Schirokauer, O.: Discrete logarithms and local units. *Philos. Trans. Roy. Soc. London Ser. A* **345**(1676), 409–423 (1993). <https://doi.org/10.1098/rsta.1993.0139>, <https://doi.org/10.1098/rsta.1993.0139>
23. Schirokauer, O.: Using number fields to compute logarithms in finite fields. *Math. Comp.* **69**(231), 1267–1283 (2000). <https://doi.org/10.1090/S0025-5718-99-01137-0>, <https://doi.org/10.1090/S0025-5718-99-01137-0>
24. Schrijver, A.: Theory of linear and integer programming. *Wiley-Interscience Series in Discrete Mathematics*, John Wiley & Sons, Ltd., Chichester (1986), a Wiley-Interscience Publication
25. The CADO-NFS development team: Cado-nfs, an implementation of the number field sieve algorithm (2022), available at <http://cado-nfs.gforge.inria.fr/>
26. The PARI Group, Univ. Bordeaux: PARI/GP version 2.14.0 (2022), available from <http://pari.math.u-bordeaux.fr/>
27. The Sage Developers: SageMath, the Sage Mathematics Software System (Version 2.7.15) (2018), <https://www.sagemath.org>