

# MOPRD: A multidisciplinary open peer review dataset

Jialiang Lin<sup>1,3</sup>, Jiaxin Song<sup>1,3</sup>, Zhangping Zhou<sup>2</sup>, Yidong Chen<sup>1,3</sup> and Xiaodong Shi<sup>1,3\*</sup>

<sup>1</sup>School of Informatics, Xiamen University, China.

<sup>2</sup>College of Foreign Languages and Cultures, Xiamen University, China.

<sup>3</sup>Key Laboratory of Digital Protection and Intelligent Processing of Intangible Cultural Heritage of Fujian and Taiwan, Ministry of Culture and Tourism, China.

\*Corresponding author E-mail: [mandel@xmu.edu.cn](mailto:mandel@xmu.edu.cn);  
 Contributing author E-mails: [me@linjialiang.net](mailto:me@linjialiang.net);  
[songjiaxin@stu.xmu.edu.cn](mailto:songjiaxin@stu.xmu.edu.cn); [zhouzp@xmu.edu.cn](mailto:zhouzp@xmu.edu.cn);  
[ydchen@xmu.edu.cn](mailto:ydchen@xmu.edu.cn);

## Abstract

Open peer review is a growing trend in academic publications. Public access to peer review data can benefit both the academic and publishing communities. It also serves as a great support to studies on review comment generation and further to the realization of automated scholarly paper review. However, most of the existing peer review datasets do not provide data that cover the whole peer review process. Apart from this, their data are not diversified enough as they are mainly collected from the field of computer science. These two drawbacks of the currently available peer review datasets need to be addressed to unlock more opportunities for related studies. In response to this problem, we construct MOPRD, a multidisciplinary open peer review dataset. This dataset consists of paper metadata, multiple version manuscripts, review comments, meta-reviews, author's rebuttal letters, and editorial decisions. Moreover, we design a modular guided review comment generation method based on MOPRD. Experiments show that our method delivers better performance indicated by both automatic metrics and human evaluation. We also explore other potential applications of MOPRD, including meta-review generation, editorial decision prediction, author rebuttal

generation, and scientometric analysis. MOPRD is a strong endorsement for further studies in peer review-related research and other applications.

**Keywords:** Open peer review, Review comment generation, Dataset applications, Digital libraries

# 1 Introduction

The peer review mechanism (Ware and Mabe, 2015) is designed to evaluate academic work, improve research quality, and facilitate networking within research communities. Traditional peer review is based on an anonymous mechanism (Nobarany and Booth, 2017). With this anonymous mechanism, the reviewers' identities and the review reports are not disclosed to the public. However, the anonymous mechanism might in turn compromise the peer review process. On one hand, reviewers might be neglectful with the reviewing and provide low-quality review comments that lead to unreasonable rejections. On the other hand, reviewers are given the chance to gain undue advantages for themselves in the peer review process. The reviewers might request the authors to cite their papers regardless of their relevance to the manuscript at hand. Even worse, reviewers might abuse their power to commit plagiarism (Laine, 2017). As a better solution to the flawed anonymous mechanism, the mechanism of open peer review has been introduced to the academic publication (Ford, 2013). In the 1990s, open peer review, a more transparent mechanism, was first adopted by *British Medical Journal* (later renamed *The BMJ*) (van Rooyen et al, 1998, 1999). With more and more journals following the example, this mechanism is gradually recognized by the research and publishing communities. As of December 2019, a total of 617 journals have taken up the practice of open peer review (Wolfram et al, 2020). These include some leading journals like *Nature*, which offers open peer review as an option to the authors. Open peer review is also proved to attract review comments of higher quality in terms of length, helpfulness, and good manners (Bornmann et al, 2012; Walsh et al, 2000).

Under the traditional peer review mechanism, peer review data are not publicly available. Only certain reviewers, editors, and authors are entitled to access the peer review data. As a result, the benefits of peer review are largely restricted. The greater part of the research communities is isolated in these individual sessions, so they are unable to access those valuable data, from which abundant experience can be drawn. This is a waste of academic resources to a significant extent. With the enormous amount of time and effort spent on the peer review process (Huisman and Smits, 2017), it is entirely unreasonable to make its outcome be of little avail to the greater research communities. With access to these review comments, potential reviewers can learn to be more constructive in their future peer review writing. Other researchers can also act on helpful advice provided in the review comments. Public access to peer

review data is an important step towards strengthened networking in research communities.

Open peer review unfreezes access to a large amount of peer review data, unlocking great opportunities for computer-aid peer review and further in the realization of automated scholarly paper review (ASPR) (Lin et al, 2021). These data, especially structured data, are of great importance for AI research (Lin et al, 2022). Soltau et al (2017) has proved that, compared with a complex model trained with small-scale data, a simple end-to-end model can produce better results when trained with large-scale data. Therefore, large-scale datasets can be a performance boost for AI research. There are several real-life examples already. ImageNet (Deng et al, 2009) has facilitated the improvement of image classification and the upgrading of deep learning architectures. LibriSpeech (Panayotov et al, 2015), a large-scale, public dataset of English speech, has advanced automatic speech recognition technologies. Sedik et al (2022) and Uddin et al (2022) demonstrate the critical role of large-scale datasets in medical detection and prediction.

Open peer review data are scattered across different platforms in various formats. To tap into the full value of open peer review, these data need to be collected and processed into datasets of structured data for further use. As more and more journals and conferences release their review reports, efforts have been made to construct peer review datasets. Examples of popular open peer review datasets include PeerRead (Kang et al, 2018) and ASAP-Review (Yuan et al, 2022). These peer review datasets have been used for different research purposes and practical applications, e.g. acceptance prediction, score prediction, and review comment generation. However, there exist some limitations and inadequacies as follows in the building of open peer review datasets.

Firstly, most of the currently existing datasets do not contain data that cover the whole peer review process. A complete peer review dataset should include the initial submissions, review comments, meta-reviews, revisions, author’s rebuttal letters, and editorial decisions. Some existing datasets are built on the NeurIPS (previously named NIPS) Proceedings.<sup>1</sup> NeurIPS provides peer review data in text format to the public, but the initial submissions, based on which the review comments are written, are not available. Without the initial submissions, before-and-after studies can not be conducted between the initial submission and the published version of a paper for further understanding of peer review comments.

Secondly, a large proportion of presently available datasets do not include papers across different disciplines. The majority of the publicly available open peer review datasets are datasets of computer science. This is because open peer review data in computer science are most easily accessible compared to those in other disciplines. OpenReview<sup>2</sup> is one example of data sources for open peer review in computer science. Apart from this, the construction of datasets

---

<sup>1</sup><https://proceedings.neurips.cc/>

<sup>2</sup><https://openreview.net/about>

is also a task in the field of computer science. Most of the researchers building the datasets are in computer science and this also explains why computer science papers are more often chosen for the creation of open peer review datasets. Single-discipline datasets fall short in data diversity, which renders them incapable of supporting multidisciplinary research. It is also difficult to reuse models trained with single-discipline data for tasks involved in other disciplines.

Thirdly, many public datasets are beset by laborious labeling for construction. The labeling of most datasets is not automated and can only be performed by hand. Manual labeling is a time-consuming and labor-intensive process that requires significant resources. This process can be highly impractical and unaffordable. If it is possible to extract native labels and employ automated technologies for data labeling in the process of building datasets, it will be huge savings in manpower.

In response to the above-mentioned problems that trouble current open peer review datasets, we design special crawlers to obtain complete peer review history data with native and auto-labeling labels from journals across different disciplines. Our work and main contributions are:

- We construct and publish the Multidisciplinary Open Peer Review Dataset (MOPRD). MOPRD is composed of paper metadata, manuscripts of the initial submission and following revisions, review comments, meta-reviews, author’s rebuttal letters, and editorial decisions of papers across various disciplines. These data empower MOPRD to be an open peer review dataset of great completeness and diversity;
- We design a modular guided review comment generation method based on MOPRD. This method is capable of processing long-text input and generating well-structured review comment output;
- We explore other applications of MOPRD for tasks including meta-review generation, editorial decision prediction, author’s rebuttal generation, and scientometric analysis.

## 2 Related work

Currently, there are many peer review datasets available for various uses.

PeerRead (Kang et al, 2018) is the first large-scale peer review dataset. It consists full text papers from ACL, ICLR, and NIPS and the editorial accept/reject decisions on them. Most of the papers in PeerRead are collected together with their review comments and some of them also have aspect specific scores such as appropriateness, clarity, and originality included. This dataset unlocks great opportunities for research on peer review and already enables several peer review studies. ACL-18 Numerical Peer Review Dataset (Gao et al, 2019) is a collection of review comments, author’s rebuttal as well as scores given by reviewers before and after the rebuttal phase. This dataset opens opportunities for studies on the efficacy of rebuttal. Hua et al (2019)

create AMPERE with 10,386 labeled propositions from 400 review comments. This dataset is built with a focus on reviewers’ argumentative propositions and their types. The authors train proposition segmentation and classification models with this dataset to analyze the patterns and evaluate the utilities of argumentative propositions. Built by [Plank and van Dalen \(2019\)](#), CiteTracked has its focus on the impact of research papers. It is composed of papers of NeurIPS, their review comments, and the number of citations. CiteTracked is constructed for the task of citation count prediction on the basis of review comments. Interspeech 2019 Submission ([Stappen et al, 2020](#)) is built by the organizers of the conference. It contains the original text of all papers submitted to Interspeech and their corresponding review comments, scores, and decisions. What makes this dataset particularly valuable is its collection of a large number of rejected papers, but unfortunately the dataset is not publicly available yet. ASAP-Review ([Yuan et al, 2022](#)) is the largest dataset of review comments in the field of computer science. It contains sentence-level aspect labels (Summary, Originality, Clarity, etc.) for 1,000 review comments. It is used for a series of studies for auto-generation of review comments. [Singh et al \(2021\)](#) construct COMPARE, a dataset of comparative discussion sentences collected from review comments, in their research to achieve more efficient peer review. [Matsui et al \(2021\)](#) analyze the peer review process based on data collected from PeerJ. Papers of biology, environment and computer science are studied with traditional machine learning technologies to understand the impact of peer review process on papers, including the acceptance timeline, potential contributions, manuscript modifications, etc. ReAct ([Choudhary et al, 2021](#)) is a review comment dataset with classified review comments used to understand the requirements of the reviewers to the authors. It is constructed along with the proposal of a new task of determining whether the review comments contain requirements for the authors to act on. [Ghosal et al \(2022\)](#) build the first multi-layered peer review dataset with 17k sentences from 1,199 review comments. The review comments are labeled across four layers to study the corresponding sections of the paper, the viewpoint of the review text, the role of the review text, and the importance of the review statement within the review. Four new tasks about these four layers are also introduced in the understanding of review comments, which can be used as indicators for the evaluation of peer review performance. [Shen et al \(2022\)](#) construct MReD with a total of 45,929 sentences from 7,089 labeled meta-reviews. Based on this dataset, structurally controllable extractive and abstractive text summarization models are proposed. Table 1 below illustrates all of the peer review datasets mentioned above.

Compared to the datasets above, to our best knowledge, MOPRD is by far the largest multidisciplinary peer review dataset with complete peer review history. Thus models trained with MOPRD can be applied to various applications in multiple disciplines.

**Table 1** Existing peer review datasets.

Name	Domain	Application
PeerRead (Kang et al, 2018)	AI	Acceptance prediction, score prediction
ACL-18 Numerical (Gao et al, 2019)	NLP	Prediction of score changing after rebuttal
AMPERE (Hua et al, 2019)	AI	Analysis of review arguments
CiteTracked (Plank and van Dalen, 2019)	AI	Citation prediction
Interspeech 2019 Submission (Stappen et al, 2020)	Speech	Acceptance prediction, score prediction
ASAP-Review (Yuan et al, 2022)	AI	Review comment generation
COMPARE (Singh et al, 2021)	AI	Discussion sentence comparison
Dataset of Matsui et al (2021)	BIO, CS, ENV	Analysis of peer review process
ReAct (Choudhary et al, 2021)	AI	Requirement analysis in review comments
Dataset of Ghosal et al (2022)	AI	Analysis of review comments
MRed (Shen et al, 2022)	AI	Meta-review generation

## 3 Dataset

### 3.1 Construction of MOPRD

In this section, we elaborate on the construction process of the Multidisciplinary Open Peer Review Dataset (MOPRD).

According to the study of Wolfram et al (2020) on open peer review, as of 2019, 617 journals from 38 publishers have been practicing open peer review. Ideally, the best practice for constructing an open peer review dataset would be collecting all the data of open peer review from all these journals in an exhaustive manner. More importantly, the data collected shall be constantly updated to keep up with the latest publication. Practically, however, such a dataset would be too difficult to create. One major impediment is that most of data are unstructured and scattering on different web pages across different journals. Collecting all these data requires complex and costly organization, which is difficult for this project alone to achieve. An exhaustive collection of all open peer review data will be our long-term goal with crowd-sourcing being one of the possible solutions. The task is so arduous that it should be made simple and start small. Therefore, in this project, careful filtering is made in the selection of our data source among 617 journals that are currently practicing open peer review. Taking into consideration scopes, influence, data integrity, and data format, PeerJ is selected as the data source for the construction of MOPRD. PeerJ is a large general academic publisher of up to seven journals, including *PeerJ Analytical Chemistry*, *PeerJ Computer Science*, *PeerJ Inorganic Chemistry*, *PeerJ - Life and Environment*, *PeerJ Materials Science*, *PeerJ Organic Chemistry* and *PeerJ Physical Chemistry*. These seven journals cover a wide range of research disciplines such as biology, chemistry, computer science, environment, and medicine.

One feature that distinguishes journals of PeerJ from other journals is its encouragement of review transparency. Authors that submit papers to PeerJ are given the option to present the complete peer review history along with the final published paper to the readers. For each paper, this peer review history includes the initial submission, revisions, review comments, meta-reviews, author's rebuttal letters, and editorial decisions. The peer review history covers all data from the initial submission to the final acceptance. With such abundant provision of data, the whole peer review process can be reproduced.


It should be noted that papers on PeerJ are published together with their original manuscripts available in PDF format, presenting the initial state of the papers as they are first submitted. By contrast, most of the other journals that do provide public access to the peer review data only present the published version of their papers, whereas the original manuscripts are usually made confidential. Without the original manuscripts, many open peer review-related studies will be rendered impossible. For example, it would be meaningless to study the review comments based on the revision. In the revision, the advice from the review comments has been taken and the problems in the original manuscripts have been addressed. Without a reliable comparison with the original manuscripts, the effectiveness of the review comments will not be fully understood and the review comments will be rendered less effective for studies on open peer review.

On PeerJ, the review comments and the meta-reviews are both provided in plain text. This way no information will be lost during the conversion, keeping the original text of the reviews entirely intact. In addition, author's rebuttal letters to the review comments are provided in PDF or DOCX format. The completeness of these data unlocks great possibilities for future studies on open peer review. Moreover, the review comments on PeerJ are well-structured with four segments: Basic Reporting, Experimental Design, Validity of the Findings, and Additional Comments. These four segments are very helpful as they can be used directly for labeling.

Apart from data transparency and completeness, what makes PeerJ stands out is the openness that comes with the Creative Commons Attribution License. With this highly accommodating license, peer review data on PeerJ are allowed to be collected, remixed, adapted, and reused as the foundation for new studies. Fig. 1 shows how the review comment is provided on the web page of PeerJ.

A special crawler is designed to collect available complete peer review data for every paper on PeerJ. First, the metadata such as paper ID, paper title, paper discipline, and paper subject are collected. Next, the review comments, meta-reviews, and editorial decisions are crawled. Lastly, files of the initial submissions, revisions, and author's rebuttal letters are downloaded.

MOPRD is available in two versions. One is the Native MOPRD that contains all the files crawled from the web pages in either JSON or HTML formats as well as the PDF and DOCX files downloaded. This native version is provided as an accommodating version for users to process and convert the


András Láng · Aug 16, 2016

**Basic reporting**

The manuscript 'The Dark Cube: Dark Character Profiles and OCEAN' by D. Garcia and F.R.G. Moraga addresses an important issue in the research of the Dark Triad (DT). Namely they argue to investigate the possible combinations of high and low DT traits in relation to the Big Five. This line of research is of high importance because the unity of DT traits has been questioned by several authors. The current study tries to make good for the lack of consistent relationships between DT and the Big Five throughout the literature. The introduction gives a concise but clear outline of the problem and of previous research in the field. However, I

**Experimental design**

The study used a self-report cross-sectional design. The limitations resulting from this design should be mentioned somewhere in the Limitations and concluding remarks section. Authors should also report, which statistical software they used for the analyses.

**Validity of the findings**

The findings in their current form cannot be considered as valid. I will list my concerns below in detail.  
 (1) Dividing the sample into groups representing different Dark Cube profiles leaves the authors with two problematic groups. MNP consists of 11 participants and mnP consists of 17 participants. Using these groups in any comparison makes the validity of the results highly questionable. Suggested solution: authors should at least add a dimensional test of moderated moderation (or three-way interaction) for DT traits. This would be the same statistical approach as

**Additional comments**

I would be really happy to see your manuscript published, because it could stir up the water in DT research. However, half of the sample categorized either as mnp or as MNP leaves me unpersuaded whether it is correct to talk about a Dark Cube. This distribution shows that M, N and P are highly correlated, whereas a cube has three orthogonal dimensions. Maybe establishing national standards for SD3 on a representative sample would help with categorizing anyone over 50 T as high on a trait and equal to or below 50 as low on a trait. It would give us a realistic picture about the proportion of any profile in the population (I would be really sad if – as your sample shows – we would have 25 % of the population as maleficent).

**Fig. 1** Snapshot of a review comment example on PeerJ. The snapshot is cropped to save space. The review comment is from <https://peerj.com/articles/3845/reviews/>.

open peer review data as needed. The other version is the Processed MOPRD. In this version, all the useful information of the HTML files in the Native MOPRD is parsed and provided in JSON format. The PDF files are converted into XML files using GROBID (Lopez, 2009) and the DOCX files are converted into TXT files using docx2txt.<sup>3</sup> Both the Native MOPRD and the Processed MOPRD can be downloaded from our website.<sup>4</sup> MOPRD is a long-term project that will be updated and expanded to cover more journals in more disciplines when adequate resources are available.

## 3.2 Description of MOPRD

In total, 6,578 papers are collected in MOPRD.<sup>5</sup> The statistical features of MOPRD are listed in Table 2.

Disciplines to which these papers belong are presented in Fig. 2.

## 4 Review comment generation

As pointed out in Lin et al (2021), ASPR can bring about remarkable benefits, including improving efficiency and saving resources for both the academic and publishing communities. Review comment generation is one of the key steps in achieving ASPR. Datasets play a highly important role in the realization

<sup>3</sup><https://docx2txt.sourceforge.net/>

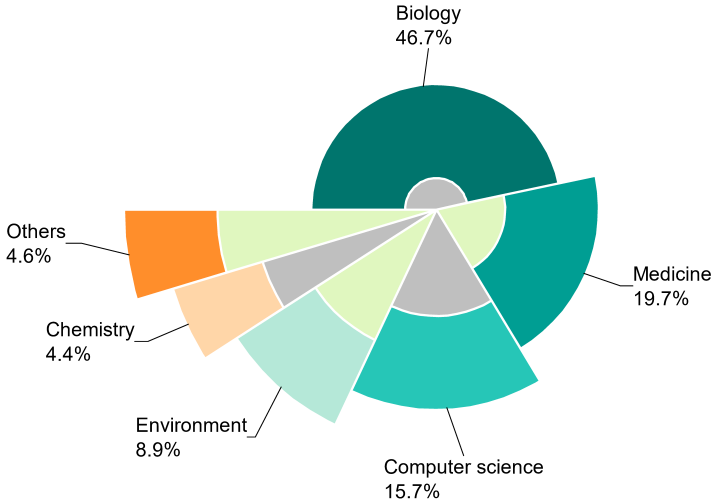
<sup>4</sup><http://www.linjialiang.net/publications/moprd>

<sup>5</sup>The data were collected on Aug 16, 2022.



**Table 2** Statistical features of MOPRD.

Statistical feature	Value
Total papers	6,578
Mean review round	2.7
Mean reviewer number per manuscript	2.4
Mean v1 manuscript word count	5,434
Mean v2 manuscript word count	6,015
Mean v1 review comment word count per reviewer	636
Mean v2 review comment word count per reviewer	224
Mean meta-review word count	129

**Fig. 2** Disciplines of papers of MOPRD. One paper may fall into more than one discipline.

of review comment generation. MOPRD as a large-scale dataset of review comments is highly suitable for the task of review comment generation.

## 4.1 Method

In this subsection, we elucidate the modular guided method for review comment generation. In essence, review comment generation is a task of text generation. The standard expression adopted in this research is as follows:

$$output = Postproc(Generate(Preproc(input)))$$

where *input* is a PDF manuscript that needs to be reviewed; *Preproc* is the preprocessing method used for processing the PDF manuscript; *Generate* is the generation method used after the preprocessing; *Postproc* in our study represents a postprocessing method to integrate the results of *Generate* into

a whole review comment and converting it into a suitable format as users require; *output* is the final generated review comments.

There are two main problems besetting the studies of review comment generation, with input limits being one and labeled data being the other.

Firstly, in terms of input limits, scholarly papers are usually thousands of words in length and the number can extend to above 10,000 for some papers. However, the maximum input length of the previous generation of deep learning generative models, such as BART (Lewis et al, 2020), is only 1,024 tokens. A token is a smaller unit for the separated pieces of text. Generally, 1 token is equal to approximately 0.75 words. So the text length of scholarly papers is beyond the processing power of traditional generative models. In response to this problem, Yuan et al (2022) use an extract-then-generate method that reduces the text length to within the processing limits of 1,024 tokens. This method does address the problem of length limits for text generation, but it comes with a cost because an enormous amount of information in the original text will be lost during the extraction processing. This way, the generated review comments will not be able to present thorough feedback on the paper. In response to this lingering problem, special attention mechanisms are then designed to ease the input limits for the processing of long text input. Some examples include Big Bird (Zaheer et al, 2020), Longformer-Encoder-Decoder (LED) (Beltagy et al, 2020) and LongT5 (Guo et al, 2022).

However, even with the attention mechanism, the input limits still exist as the maximum length of the input text can only reach 16,384 tokens. In addition, the performance of the attention mechanism will be compromised more and more as the input length increases. Because the longer the input sequence, the more difficult for attention mechanism to capture the full text features. To counteract this drawback, we design the strategy of modular generation by segmenting the input manuscripts based on the structure of the review comments.

Secondly, in review comment generation, labeled data plays a vital role in understanding the review comments. Generating a review comment that provides feedback for the paper from different perspectives requires a huge amount of work in extracting, locating, and labeling the data. Currently, the labeling is best conducted by humans, but manual labeling is too costly for most projects in the field. What adds to the complexity of labeling in review comment generation is the multidisciplinary knowledge involved. Manual labeling the multidisciplinary data can only be made possible with experts from different fields. With PeerJ being the data source, the review comments in MOPRD are already being labeled as they are originally composed of four different segments. This makes MOPRD a dataset of great convenience for this task. What is more, auto-labeling methods are proposed in this paper for automatic Questions and Proposals labeling. Auto-labeling can spare studies from costly handwork and are capable of multidisciplinary data.

In the following part of this section, we describe the preprocessing, preparation for generation, generation, and postprocessing steps in detail based on the expression above for review comment generation.

#### 4.1.1 Preprocessing

The first step of preprocessing is to convert the PDF file into structured text. We use GROBID to convert PDF files into XML format. In the converted XML files, the manuscripts are presented following the original section structure. This supports our further processing of the manuscripts. The second step of preprocessing is to divide the text into three subsets of  $t_{sum}$ ,  $t_{mr}$ , and  $t_{full}$ . Each subset is closely related to a certain segment of the review comments.

$$t_{sum}, t_{mr}, t_{full} = Preproc(input)$$

$t_{sum}$  is composed of abstract, introduction, background, related work, future work, conclusion, etc. of a manuscript. It is a general summary of the manuscript.  $t_{mr}$  consists of the sections of methods, results, etc., which is the core contents of a manuscript.  $t_{full}$  includes the full text of a manuscript. It contains all the information and details of the manuscript.

A SciBERT-based (Beltagy et al, 2019) classification method, instead of keyword matching, is adopted to segment the manuscripts into three subsets of  $t_{sum}$ ,  $t_{mr}$ , and  $t_{full}$  by their section titles. Using keyword matching is unreliable as different authors have their own wording and preferred layout of a paper. 120 manuscripts (20 per discipline) in MOPRD are randomly selected and parsed with GROBID to collect their section titles. We manually label these section titles into three classes of summary, methods & results, and others. The labeled data are used to train and evaluate the classification model. The trained model achieves an accuracy of 0.986 and a weighted F1-score of 0.986 too. It is used to classify different sections in the manuscripts.

#### 4.1.2 Preparation for generation

Several models are available for text generation with long sequence input. Taking into consideration the performance of different models and the capacity of the hardware available, we choose LED (Beltagy et al, 2020) as the pre-trained model for the task of review comment generation. LED, a variant of Longformer, is a seq2seq model supporting long sequence input. LED adopts the mechanism of sliding window attention to reduce the spatio-temporal complexity to a linear relationship in sequence length for better performance in long sequence modeling, which extends the input length limit to 16,384 tokens.

We fine-tune the LED model with the data collected in MOPRD for the preparation of generation. Fine-tuning is a method of deep neural network training technology. It is a process of transfer learning that takes the weights of a pre-trained neural network as initialization for a new model. In fine-tuning, small modifications are made to the parameters and the output layers can

also be customized for a certain task. The fine-tuning of a model is usually conducted with a dataset smaller than the dataset used in the pre-training of the model. Fine-tuning spares downstream tasks from large-scale training, saving significant resources by transferring the learned features to work with a new dataset. It is proved to be highly beneficial in improving the performance of text generation tasks.

Building high-quality fine-tuning datasets is of great importance in the fine-tuning of pre-trained models for text generation. A fine-tuning dataset for text generation consists of two parts: source text and target text. The purpose of fine-tuning is to adjust the pre-trained model to generate text resembling the target text as closely as possible based on the given source text. We build five different fine-tuning datasets to fine-tune five different models for generation. The expression to achieve this is given as follows:

$$\begin{aligned} Gen_{basic} &= FineTune_{LED}(T_{sum}, R_{basic}) \\ Gen_{ef} &= FineTune_{LED}(T_{mr}, R_{ef}) \\ Gen_{ques} &= FineTune_{LED}(T_{full}, R_{ques}) \\ Gen_{propos} &= FineTune_{LED}(T_{full}, R_{propos}) \\ Gen_{addl} &= FineTune_{LED}(T_{full}, R_{addl}) \end{aligned}$$

$FineTune_{LED}$  means using the first parameter as source text and the second parameter as target text to fine-tune the LED model.  $T_{sum}$  is the set of all  $t_{sum}$ .  $T_{mr}$  is the set of all  $t_{mr}$ .  $T_{full}$  is the set of all  $t_{full}$ .  $t_{sum}$ ,  $t_{mr}$ , and  $t_{full}$  are all from the initial submissions of the papers in MOPRD.  $R_{basic}$  is the set of Basic Reporting from all the review comments.  $R_{ef}$  is the set named Experiments & Findings that concatenated Experimental Design and Validity of Findings from all the review comments.  $R_{addl}$  is the set of Additional Comments from all the review comments.

$R_{ques}$  is the set of Questions from all the review comments. It is a set of all  $r_{ques_i}$ .  $r_{ques_i}$  is all the question sentences in  $r_{whole_i}$ .  $r_{whole_i}$  is defined as  $i$ -th whole review comment with Basic Reporting, Experimental Design, Validity of Findings, and Additional Comments concatenated together.  $r_{propos_i}$  is all the proposal sentences in  $r_{whole_i}$ .  $R_{propos}$  is the set of Proposals with all  $r_{propos_i}$ .

$r_{ques_i}$  and  $r_{propos_i}$  are obtained as follows. At first,  $r_{whole_i}$  is split into sentences using NLTK (Bird and Loper, 2004). After all the sentences are identified, sentences with a question mark are collected for  $r_{ques_i}$ . Sentences containing keywords like “suggest”, “ought to”, “should”, etc., which indicate the sentence to be a proposal, are gathered for  $r_{propos_i}$ . Moreover, POS tagging is conducted on the sentences using NLTK. A sentence that starts with a verb and ends with a period is recognized as an imperative sentence. Such sentences are also added to  $r_{propos_i}$ .

Furthermore, extra processing is performed for all the review comments. Our model is not trained to cope with figures and tables, therefore review comments on figures and tables in the dataset will affect the performance of

the generation model. In some cases, undesired review comments on figures and tables can be generated. To address this problem, sentences with “figure”, “fig.” or “table” are removed from the review comments. As all the review comments are collected from PeerJ, some are written especially for publication on PeerJ, so sentences containing “PeerJ” are also filtered out for greater accommodation.

The review comment labels provided in MOPRD enable the fine-tuning with different subsets of the manuscripts as source text and their related segments of the review comments as target text. In addition to the original labeled segments of review comments, two more segments of Questions and Proposals are created through auto-labeling. In peer review, both questions and proposals are raised by the reviewers to settle confusion in the manuscripts. They help the authors improve their manuscripts with clarity and completeness. However, efforts are yet to be given to these two types of data in review comment generation (Yuan et al, 2022). Therefore, in this study, we take the pioneering step to tap into the data of questions and proposals for review comment generation.

These five models are fine-tuned separately. The segment of Basic Reporting in review comment provides an overview of the manuscript. Therefore,  $T_{sum}$  of the manuscripts is fed as source text to one model with  $R_{basic}$  of the review comments as target text. Similarly,  $T_{mr}$ , as the manuscript subsets of core contents, is related to the review comment segment of Experimental Design and Validity of Findings. Consequently,  $T_{mr}$  is used as source text for the target text of  $R_{ef}$ .  $T_{full}$  is fed into three different models as source text for the target text of  $R_{ques}$ ,  $R_{propos}$ , and  $R_{addl}$  respectively. The reason is that review comments of Questions, Proposals, and Additional Comments concern the whole content of manuscripts.

### 4.1.3 Generation

After the fine-tuning, five different models, i.e.  $Gen_{basic}$ ,  $Gen_{ef}$ ,  $Gen_{ques}$ ,  $Gen_{propos}$ , and  $Gen_{addl}$  are built to generate five different modules of review comments to be composed a whole review comment with a guided approach. Our generation expression is given below:

$$Generate = \begin{cases} Gen_{basic}(p_{basic}, t_{sum}) \\ Gen_{ef}(p_{ef}, t_{mr}) \\ Gen_{ques}(p_{ques}, t_{full}) \\ Gen_{propos}(p_{propos}, t_{full}) \\ Gen_{addl}(p_{addl}, t_{full}) \end{cases}$$

where  $p_{basic}$ ,  $p_{ef}$ ,  $p_{ques}$ ,  $p_{propos}$ , and  $p_{addl}$  are the prefixes fed respectively to the models to guide the generation of Basic Reporting, Experiments & Findings, Questions, Proposals, and Additional Comments.

These prefixes are randomly selected from their corresponding predefined sets. A predefined set comprises many phrases or sentences with similar meanings. For example, the prefixes of  $p_{basic}$  include “In this paper, the authors proposed” and “In this study, the author explored”; the prefixes of  $p_{ef}$  contain “The experimental design is” and “The method of this paper”; the prefixes of  $p_{ques}$  cover “I have several questions:” and “Some questions are raised.”; the prefixes of  $p_{propos}$  contain “I do have some important recommendations for improving the paper.” and “I have some following suggestions.”; the prefixes of  $p_{add}$  include “There are still some comments for the authors to substantively revise the manuscript.” and “Additionally, I have some other comments.”.

In general, contextual coherence and schematic structure are missing in the review comments generated by pre-trained models. But in our modular guided method, each model is guided to generate specific contents for the corresponding module. The contents in the five modules are then concatenated following the contextual and structural order of a proper review comment. Therefore, the generated review comment is able to adhere to the structure of real-life review comments with higher completeness.

#### 4.1.4 Postprocessing

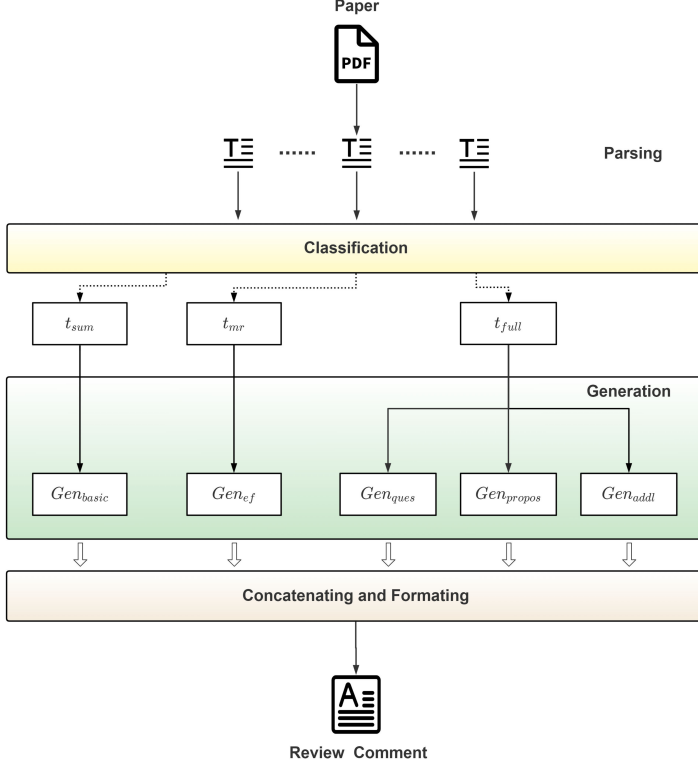
There are two main functions of *Postproc*. One is to concatenate the outputs of the five models in *Generate* to be a whole review comment. The other is to convert the output into a reader-friendly format.

## 4.2 Discussion

The whole process of review comment generation with our modular guided method is illustrated in Fig. 3.

Our method stands out with two special designs. First, with the use of LED and the manuscript segmentation approach, we can handle long manuscripts with effectiveness. In terms of the generated text, the modular design enables the generating of longer and much more thorough review comments. Previous methods in review comment generation are beset by the limitation of deep learning models and hardware, therefore they are error-prone when generating text of more than a certain amount of tokens. Our method uses a modular generation approach with five models working together. The maximum length of the final generated review comment can be extended to 5 times that of a traditional model. Second, with the guided design, a basic structure is given in the generation of the review comment, leading to the generation of more logical and reader-friendly text.

Our modular guided method is an accommodating method that can be reused for most scholarly papers, although it is designed based on the review comments of PeerJ. The review comments of PeerJ are composed of four segments of Basic Reporting, Experimental Design, Validity of the Findings, and Additional Comments. Apart from PeerJ, most scholarly papers also have their review comments in a similar, if not the same, structure. Therefore, scholarly



**Fig. 3** Illustration of our modular guided generation method.

papers other than PeerJ can use our method equally. For scholarly papers with a special review comment structure, our method is also effective as long as a related labeled data source is available.

### 4.3 Experiment

In this subsection, we present the technical details of our modular guided method, conduct a sanity test, compare our method with the SOTA review comment generation method of Yuan et al (2022) with MOPRD, and assess the performance between training with single-discipline data and multi-discipline data.

In the experiments, only the initial submissions and their corresponding review comments in the MOPRD are used. One reason is that review comments on the initial submissions are generally longer with more thorough contents. The other reason is that some review comments on revisions invoke the contents in the revisions and the author’s rebuttal letters. These data will add to the complexity of review comment generation. Manuscripts of less than

2,000 words and review comments of less than 100 words are filtered out. A manuscript and one of its review comments are set as a record. The final dataset for the experiments consists of 10,998 records of manuscript-comment pairs. These records are divided randomly into the training set, validation set, and test set at the ratio of 8:1:1.

We use the Transformers (Wolf et al, 2020) framework for the experiments. The conventional beam search is not used in our method, because beam search may lead to the generation of repetitive contents for different papers. Especially, the sentences in the generated review comments might share the same sentence starters. Instead, we use Top-P and Top-K sampling (Fan et al, 2018) jointly with p being 0.92 and k being 50. This combination promises more diversified and more human-like comments. N-grams are applied to penalize repetitive words (Klein et al, 2017; Paulus et al, 2018) in the generated text with no\_repeat\_ngram\_size being 3.

### 4.3.1 Sanity test

First of all, we use our method to generate a review comment for this paper “MOPRD: A Multidisciplinary Open Peer Review Dataset”. The input is a near-finished version with almost the same structure as this version. The content of Sanity Test is excluded from the input version. We have carefully considered the review comment and revised our manuscript. The generated review comment is presented in Fig. 4. None of the characters have been modified.

As shown in Fig. 4, the generated review comment is well structured, with considerable readability and inspiration. The issue of syntax and description is a way for us to improve in the future.

### 4.3.2 Comparing different generation methods over automatic metrics

Then, we use ROUGE (Lin and Hovy, 2003; Lin, 2004) and BARTScore (Yuan et al, 2021) as the automatic metrics to evaluate the performance of different generation methods.

ROUGE, denoted Recall-Oriented Understudy for Gisting Evaluation, is a set of evaluation metrics used for summarization and other similar text generation tasks. It works by measuring the number of overlapping units between the generated text and the reference text. With the evaluation of ROUGE, greater performance is indicated by more overlapping units. Several commonly used ROUGE metrics are ROUGE-1, ROUGE-2, ROUGE-L, and ROUGE-Lsum. Higher ROUGE scores mean better performance.

BARTScore is a relatively new metric that uses text generation probability to evaluate the quality of the generated text. BARTScore calculates the probability of transforming the generated text into a reference text. Pre-trained by



In this paper, the authors proposed MOPRD, a multidisciplinary open peer review dataset, to provide a combination of metadata, article texts, review comments, and editorial decisions. I think the paper is well-written and well structured. I have no other concerns about this paper. The paper is in general very well-structured and is well written. I will be happy to review this submission with the review comments.	Basic Reporting
The experimental design is acceptable and well explained. However, I suggest the authors to explain what is the novelty of this new approach compared to some previous methods or in the same area and what are the limits in this one. The findings are valid. I recommend the authors include a section on the results. The authors have clearly explained their findings in terms of the large dataset that is available for review comments generation and the large corpus of results. In the results section, the authors have compared their approach with two previous methods for review comment generation and provided an assessment of the contribution of their approach. This work will contribute important work to fill the gap in the literature on the topic. The comparison with the other methods is valid and will add value to the literature.	Experiments & Findings
I have several questions: - Do the authors have any justification to use the "short text" as input for their new system? - Why not use both "long text" and "short edit" for the different review options? What is the rationale for choosing the two methods in the current study? I am wondering, are they more logical? Could the author provide some justification for this decision? Perhaps this would be better, to give some idea of the potential future applications for these tools? Why not also choose the authors to test their hypothesis and test MOPRD as the dataset for comparison? - It is a good point to include some justification of this decision, but I would suggest the authors explain why it is good to highlight the use of these two methods? Are they more practical?	Questions
I do have some important recommendations for improving the paper. They are useful to researchers in this field and in the broader publishing ecosystem, but some of these data should be uploaded for easy accessibility by reviewers/researchers, or a feature comparison service. Please make sure to add more citations here. 1, the methods used for MOPRD are described with sufficient detail to be replicated. 2, the authors should add more discussion points on how their system/data can and cannot be used by reviewers and/or reviewers.	Proposals
There are still some comments for the authors to substantively revise the manuscript. I think this study is of great interest because it contributes to the growing need for open peer review. I believe the findings are robust. I hope that the author will consider them for an improvement, as I have suggested in my review. Also, the authors should include a citation for the work and its own publication, and the review review itself as a reference for other relevant studies and applications. I am concerned that the manuscript was not well documented for all these reasons (e.g., in some sections, in some parts, the manuscript's text is not well described and the sample size is very small) and that the authors could try to improve the quality of the manuscript or at least make some improvement of the quality.	Additional Comments

**Fig. 4** The review comment generated by our method of this paper of a near-finished version without the content of Sanity Test.

seq2seq models, BARTScore is able to evaluate the generated text from different perspectives, including fluency, accuracy, and validity. BARTScore is a negative value with a lower absolute value suggesting better performance.

The extract-then-generate method of review generation proposed by Yuan et al (2022) is used for comparison. The same training set, validation set, and test set built on MOPRD are used both for our method and the extract-then-generate method. The compared method is conducted by carefully following the instructions in the paper that introduces it.

Furthermore, to fully test the effectiveness of our method, we conduct two extra experiments to validate the two special designs in our method. One is the segmentation-less experiment for the validation of review comment generation with the modular design. In the fine-tuning of the segmentation-less method, the full text of the manuscripts is fed as source text, and the whole review comments are fed as target text. The expression can be seen below:

$$Gen_{segless} = FineTune_{LED}(T_{full}, R_{whole})$$

$$Generate_{segless} = Gen_{segless}(p_{empty}, t_{full})$$

where  $R_{whole}$  is a set of all  $r_{whole_i}$  (described in Section 4.1.2);  $p_{empty}$  is an empty string to indicate that no prefix is given for guiding.

Another experiment is the modular non-guided experiment conducted with no prefix used to guide the generation. The prefixes of each generation model are removed and otherwise, the setting of this experiment remains the same as that of the modular guided experiment.

The results of these experiments are listed in Table 3.

**Table 3** Comparison of review comment generation methods over automatic metrics.

Method	ROUGE-1	ROUGE-2	ROUGE-L	ROUGE-Lsum	BARTScore
Extract-then-generate (Yuan et al, 2022)	35.59	8.57	<b>16.10</b>	33.99	-4.19
Segmentation-less	37.71	9.00	15.37	36.22	-4.16
Modular non-guided	38.70	8.88	15.43	37.24	-4.16
Modular guided (proposed)	<b>39.01</b>	<b>9.10</b>	15.49	<b>37.53</b>	<b>-4.15</b>

As displayed in Table 3, our proposed method outperforms all other methods over all metrics except ROUGE-L in the comparison with the extract-then-generate method. The extract-then-generate method has the highest ROUGE-L score among all methods. This is not surprising as the extract-then-generate method uses beam search with the number of beams set to 4. This design tends to generate phrases with the four words of the highest probability, hence the high ROUGE-L score. But beam search entails repetition problems in its generated text. The segmentation-less method delivers greater performance than the extract-then-generate method over all other metrics. This reveals that using full text rather than extracted summary as input is more effective in feature representation. The modular non-guided method surpasses the segmentation-less method in most metrics. This indicates that the modular design is capable of better performance. However, without the guided design, the modular design can not make the most of it. The modular design and the guided design need to work together to achieve the best effects. That is why the modular non-guided method fails to produce improved results than the segmentation-less method in all metrics. Overall, the modular guided method surpasses both the segmentation-less method and the modular non-guided method over all metrics. This validates the effectiveness of our proposed method.

### 4.3.3 Comparing different generation methods with human evaluation

After testing our method with the two automatic evaluation metrics of ROUGE and BARTScore, its real-world quality is put to test with human evaluation. 10 researchers from the disciplines of biology, chemistry, computer science, environment, and medicine are invited for human evaluation of the

generated review comments. Each researcher is assigned to evaluate the generated review comments of two manuscripts selected based on their research fields. In all, 10 manuscripts with a total of 20 review comments generated by two different methods are evaluated as samples. Each review comment is independently scored by two different researchers. The researchers score the generated review comments based on structure & logicity, specialty & accuracy, and usefulness & inspiration. A five-point rating scale is used, with higher points indicating better results. The results are presented in Table 4.

**Table 4** Comparison of review comment generation methods with human evaluation.

Method	Structure & logicity	Specialty & accuracy	Usefulness & inspiration
Extract-then-generate (Yuan et al, 2022)	2.85	2.75	2.65
Modular guided (proposed)	<b>3.45</b>	<b>3.30</b>	<b>3.40</b>

As shown in Table 4, our method surpasses the compared method over all metrics. In addition, the scores of our method are all above 3 points. Compared to all other scores, our method has the highest score of 3.45 for structure & logicity. This occurs naturally with our special modular guided design. In terms of specialty & accuracy, the rating is relatively lower. Our following studies are aiming at improving performance in this aspect. Both our method and the compared method are capable of generating useful and inspiring review comments, which is the core of review comment generation. This shows that ASPR is to be achieved as a realistic goal. Generated review comments can benefit all parties in the academic and publication communities, including editors, reviewers, and authors.

#### 4.3.4 Single-discipline training data VS multi-discipline training data

Here, an experiment is conducted to explore how training data affect model performance in review comment generation. Two models are trained under the same settings but with different training data, one using single-discipline data and another using multi-discipline data. The segmentation-less generation method is used to control the influence of other factors.

As displayed in Fig. 2, MOPRD mainly consists of data from five disciplines: biology, chemistry, computer science, environment, and medicine. Data from the discipline of biology are used for single-discipline training as biology is the largest discipline with the most data in MOPRD. Data from the disciplines of biology, medicine, environment, chemistry, and other disciplines with small data are used for multi-discipline training. The biology data used for single-discipline training are not overlapped with those biology data used for multi-discipline training. The ratio of single-discipline training data to multi-discipline training data is 1:1. To resolve data overlapping between training and test, the test data is composed of the discipline of computer science only as no computer science data are used in the training. The results are listed in Table 5.

**Table 5** Comparison of single-discipline and multi-discipline models in review comment generation

Data	ROUGE-1	ROUGE-2	ROUGE-L	ROUGE-Lsum	BARTScore
Single-discipline	29.97	7.52	14.07	28.88	-4.25
Multi-discipline	<b>30.96</b>	<b>7.98</b>	<b>14.25</b>	<b>29.88</b>	<b>-4.23</b>

As displayed in Table 5, it is indicated by all metrics that the multi-discipline model can deliver better performance in review comment generation than the single-discipline model. This proves that models trained with multi-discipline data are more capable of transferring the learned features in the generation of review comments for unknown disciplines. However, most existing review comment datasets are comprised either entirely or mostly of data from the discipline of computer science only. These datasets are inadequate for review comment generation for papers from other disciplines. But MOPRD as a multi-discipline dataset can rectify this inadequacy to generate proper review comments for papers from multiple disciplines.

It is also noted that there is performance inconsistency between the models in this experiment and the models in the previous experiments as can be seen in Table 3. Review comments generated in this experiment are found to show poorer scores. One reason is that the models in this experiment are applied to generate review comments for an unknown discipline without any related data used in the training. Another reason is that the size of training data for the models in this experiment is significantly smaller compared to that of the models in the previous experiments. The training data are halved in size in this experiment.

## 5 Other applications

MOPRD as a dataset of abundant review comment data has great potential for many other applications. In this section, we discuss some of the possible applications of MOPRD.

### 5.1 Meta-review generation

Meta-reviews are well-founded arguments written by the editors to give explicit justification for the decision of a paper by reconciling all the review comments made by the reviewers on the paper. Meta-review generation can assist the editors by providing an overview of all the review comments of a certain paper. In essence, meta-review generation is a multi-document summary task with the review comments as input and the meta-reviews as output.

Some studies (Pradhan et al, 2021; Shen et al, 2022) have been conducted before on this task with other datasets. Compared to these datasets, MOPRD stands out with its completeness of peer review data because the initial submissions and all the revisions of the papers are collected. These full peer review data enable the generation of meta-reviews in different rounds,

and even using the content of manuscripts. The latest multi-document summary model of PRIMERA (Xiao et al, 2022) can be used with MOPRD for this task. PRIMERA is a pre-trained multi-document representation model created for the task of summarization. In contrast to previous approaches that generate summaries with single-document representations and then aggregate them, PRIMERA uses multiple documents as input directly to obtain multiple representations for a one-stop generation of summaries. With PRIMER, multiple documents are concatenated into a long sequence to be modeled by Longformer. An entity pyramid approach is also proposed along PRIMERA for better cross-document information aggregation with masked salient information.

## 5.2 Editorial decision prediction

Editorial decision prediction is a task of predicting the decision of acceptance, revision, and rejection of a paper based on the review comments (Ghosal et al, 2019b; Deng et al, 2020). Editorial decision prediction can help editors by sorting out information into insights to facilitate decision making. In computer science, editorial decision prediction is considered a task of multi-document classification. It takes multiple review comments as input and eventually outputs acceptance, revision, or rejection predictions, with an intermediate process that may also include extracting core arguments from long texts to corroborate decisions. The process of implementing this task relies on the representation, aggregation, and modeling process of multi-document. From a more detailed perspective, it also depends on the analysis of the content of multi-documents, integration of key arguments, determination of sentiment tendencies (Han et al, 2019; Huan et al, 2022), and inference across documents. Research has been done on the sentiments shown in the review comments for editorial decision prediction (Ghosal et al, 2019a; Ribeiro et al, 2021). The review comments are analyzed to detect positive or negative attitudes of the reviewers towards a certain paper.

The advantage of using MOPRD for this task lies in its multidisciplinary data. Comparison can be conducted to study sentimental differences across the review comments from different disciplines, whereas previous analyses are not able to do a multidisciplinary comparison.

## 5.3 Author rebuttal generation

Author rebuttal generation can be a featured application of MOPRD, making use of the review comments, meta-reviews, and author’s rebuttal letters collected in this dataset. For inexperienced scholarly authors, author rebuttal generation can provide guidance in the writing of their own rebuttal letters. A rebuttal letter is written by the authors of a certain paper to address the concerns of reviewers in the review comments. A typical author’s rebuttal letter has a basic structure of three segments, i.e. the review comments, the author’s response, and the revisions to the original manuscript. In a rebuttal letter,

authors are taking up the opportunity to directly reply to the reviewers in a point-by-point manner, defending aspects of work, eliminating contextual misunderstandings, and elaborating on the improvements to the manuscript.

Author rebuttal generation can be considered a question answering application and is a task of multi-input text generation. The review comments and the reviewed manuscript are used as input and the author’s rebuttal letter is used as the output. An author’s rebuttal letter needs to make a point-by-point response to each review point sequentially. One review point may be raised specifically for a certain sentence, a certain paragraph, or a whole chapter of the manuscript. Therefore, in rebuttal letter generation, it is very important for this textual correspondence to be identified and reproduced. To achieve this, segmentation and classification play a vital role in the modeling of the text input. They help to establish the textual correspondence between the review point and the specific contents in the manuscript to guide the generation of the rebuttal response.

## 5.4 Scientometric analysis

Scientometrics is a complex of “the quantitative methods of the research of the development of science as an informational process” (Nalimov and Mulchenko, 1971). Research on peer review is gathering momentum. More and more studies are being conducted on peer review, and scientometrics, a quantitative science, is needed for this field by measuring and analyzing the process of peer review. As the prerequisite of scientometric analysis, a large amount of data is indispensable. With the further development of open peer review and its gradual applications in various fields, research data and information about peer review process have become richer and clearer, and research topics have become more diverse and valuable. The formerly mysterious process of peer review can be further analyzed and interpreted using quantitative and data-based methods.

Matsui et al (2021) is an example of peer review scientometric analysis. Approximately 5,000 papers from three disciplines are collected and analyzed from two PeerJ journals. MOPRD has 20% more data from a wider variety of disciplines than the data used in this previous study. Therefore, with MOPRD, more profound results can be achieved on peer review scientometric analysis.

## 6 Conclusion

In this paper, we introduce the Multidisciplinary Open Peer Review Dataset (MOPRD), which is, to our best knowledge, the first large-scale open peer review dataset of multidisciplinary data. This dataset is composed of paper metadata, multiple version manuscripts, review comments, meta-reviews, author’s rebuttal letters, and editorial decisions. It brings great data diversity into peer review datasets as previously they are mainly composed of data from computer science. Based on MOPRD, we present a modular guided review comment generation method. Both automatic metrics and human evaluation show that our method is better than the compared methods. We also

explore other applications of MOPRD including meta-review generation, editorial decision prediction, author rebuttal generation, and scientometric analysis. MOPRD is offered to the public to support future studies with its great potential.

## Acknowledgments

This work is partly funded by the 13th Five-Year Plan project Artificial Intelligence and Language of State Language Commission of China (Grant No. WT135-38). We appreciate Fangzhi Chen, Guantian Ding, Hongkun Fang, Jiabin Xue, Jingjing Wang, Jintao Guo, Li Lei, Ning Zhang, Zhou Xu, and Zhu Lin for their work in evaluating the review comments. Special and heartfelt gratitude goes to the first author's wife Fenmei Zhou, for her understanding and love. Her unwavering support and continuous encouragement enable this research to be possible.

## Compliance with ethical standards

**Conflict of interest** The authors declare that there is no conflict of interest regarding the publication of this paper.

## References

- Beltagy I, Lo K, Cohan A (2019) SciBERT: A pretrained language model for scientific text. In: EMNLP-IJCNLP, <https://doi.org/10.18653/v1/D19-1371>
- Beltagy I, Peters ME, Cohan A (2020) Longformer: The long-document transformer. arXiv preprint arXiv:2004.05150
- Bird S, Loper E (2004) NLTK: The Natural Language Toolkit. In: ACL Interactive Poster and Demonstration Sessions
- Bornmann L, Wolf M, Daniel HD (2012) Closed versus open reviewing of journal manuscripts: how far do comments differ in language use? *Scientometrics* 91(3):843–856. <https://doi.org/10.1007/s11192-011-0569-5>
- Choudhary G, Modani N, Maurya N (2021) ReAct: A review comment dataset for actionability (and more). In: WISE, [https://doi.org/10.1007/978-3-030-91560-5\\_24](https://doi.org/10.1007/978-3-030-91560-5_24)
- Deng J, Dong W, Socher R, et al (2009) ImageNet: A large-scale hierarchical image database. In: CVPR, <https://doi.org/10.1109/CVPR.2009.5206848>
- Deng Z, Peng H, Xia C, et al (2020) Hierarchical bi-directional self-attention networks for paper review rating recommendation. In: COLING, <https://doi.org/10.18653/v1/2020.coling-main.555>

- Fan A, Lewis M, Dauphin Y (2018) Hierarchical neural story generation. In: ACL, <https://doi.org/10.18653/v1/P18-1082>
- Ford E (2013) Defining and characterizing open peer review: A review of the literature. *Journal of Scholarly Publishing* 44(4):311–326. <https://doi.org/10.3138/jsp.44-4-001>
- Gao Y, Eger S, Kuznetsov I, et al (2019) Does my rebuttal matter? Insights from a major NLP conference. In: NAACL-HLT, <https://doi.org/10.18653/v1/N19-1129>
- Ghosal T, Verma R, Ekbal A, et al (2019a) A sentiment augmented deep architecture to predict peer review outcomes. In: JCDL, <https://doi.org/10.1109/JCDL.2019.00096>
- Ghosal T, Verma R, Ekbal A, et al (2019b) DeepSentiPeer: Harnessing sentiment in review texts to recommend peer review decisions. In: ACL, <https://doi.org/10.18653/v1/P19-1106>
- Ghosal T, Kumar S, Bharti PK, et al (2022) Peer review analyze: A novel benchmark resource for computational analysis of peer reviews. *PLOS ONE* 17(1):e0259,238. <https://doi.org/10.1371/journal.pone.0259238>
- Guo M, Ainslie J, Uthus D, et al (2022) LongT5: Efficient text-to-text transformer for long sequences. In: Findings-NAACL
- Han H, Bai X, Li P (2019) Augmented sentiment representation by learning context information. *Neural Computing and Applications* 31(12):8475–8482. <https://doi.org/10.1007/s00521-018-3698-4>
- Hua X, Nikolov M, Badugu N, et al (2019) Argument mining for understanding peer reviews. In: NAACL-HLT, <https://doi.org/10.18653/v1/N19-1219>
- Huan JL, Sekh AA, Quek C, et al (2022) Emotionally charged text classification with deep learning and sentiment semantic. *Neural Computing and Applications* 34(3):2341–2351. <https://doi.org/10.1007/s00521-021-06542-1>
- Huisman J, Smits J (2017) Duration and quality of the peer review process: The author’s perspective. *Scientometrics* 113(1):633–650. <https://doi.org/10.1007/s11192-017-2310-5>
- Kang D, Ammar W, Dalvi B, et al (2018) A dataset of peer reviews (PeerRead): Collection, insights and NLP applications. In: NAACL-HLT, <https://doi.org/10.18653/v1/N18-1149>
- Klein G, Kim Y, Deng Y, et al (2017) OpenNMT: Open-source toolkit for neural machine translation. In: ACL Demo



- Laine C (2017) Scientific misconduct hurts. *Annals of Internal Medicine* 166(2):148–149. <https://doi.org/10.7326/M16-2550>
- Lewis M, Liu Y, Goyal N, et al (2020) BART: Denoising sequence-to-sequence pre-training for natural language generation, translation, and comprehension. In: *ACL*, <https://doi.org/10.18653/v1/2020.acl-main.703>
- Lin CY (2004) ROUGE: A package for automatic evaluation of summaries. In: *Text Summarization Branches Out*
- Lin CY, Hovy E (2003) Automatic evaluation of summaries using n-gram co-occurrence statistics. In: *HLT-NAACL*
- Lin J, Song J, Zhou Z, et al (2021) Automated scholarly paper review: Technologies and challenges. *arXiv preprint arXiv:2111.07533*
- Lin J, Wang Y, Yu Y, et al (2022) Automatic analysis of available source code of top artificial intelligence conference papers. *International Journal of Software Engineering and Knowledge Engineering* 32(07):947–970. <https://doi.org/10.1142/s0218194022500358>
- Lopez P (2009) GROBID: Combining automatic bibliographic data recognition and term extraction for scholarship publications. In: *ECDL*, [https://doi.org/10.1007/978-3-642-04346-8\\_62](https://doi.org/10.1007/978-3-642-04346-8_62)
- Matsui A, Chen E, Wang Y, et al (2021) The impact of peer review on the contribution potential of scientific papers. *PeerJ* 9:e11,999. <https://doi.org/10.7717/peerj.11999>
- Nalimov VV, Mulchenko ZM (1971) *Measurement of science: Study of the development of science as an information process*. Washington DC: Foreign Technology Division
- Nobarany S, Booth KS (2017) Understanding and supporting anonymity policies in peer review. *Journal of the Association for Information Science and Technology* 68(4):957–971. <https://doi.org/10.1002/asi.23711>
- Panayotov V, Chen G, Povey D, et al (2015) LibriSpeech: An ASR corpus based on public domain audio books. In: *ICASSP*, <https://doi.org/10.1109/ICASSP.2015.7178964>
- Paulus R, Xiong C, Socher R (2018) A deep reinforced model for abstractive summarization. In: *ICLR*
- Plank B, van Dalen R (2019) CiteTracked: A longitudinal dataset of peer reviews and citations. In: *BIRNDL*

- Pradhan T, Bhatia C, Kumar P, et al (2021) A deep neural architecture based meta-review generation and final decision prediction of a scholarly article. *Neurocomputing* 428:218–238. <https://doi.org/10.1016/j.neucom.2020.11.004>
- Ribeiro AC, Sizo A, Lopes Cardoso H, et al (2021) Acceptance decision prediction in peer-review through sentiment analysis. In: *EPIA*, [https://doi.org/10.1007/978-3-030-86230-5\\_60](https://doi.org/10.1007/978-3-030-86230-5_60)
- van Rooyen S, Godlee F, Evans S, et al (1998) Effect of blinding and unmasking on the quality of peer review: A randomized trial. *JAMA* 280(3):234–237. <https://doi.org/10.1001/jama.280.3.234>
- van Rooyen S, Godlee F, Evans S, et al (1999) Effect of open peer review on quality of reviews and on reviewers’ recommendations: A randomised trial. *BMJ* 318(7175):23–27. <https://doi.org/10.1136/bmj.318.7175.23>
- Sedik A, Hammad M, Abd El-Samie FE, et al (2022) Efficient deep learning approach for augmented detection of Coronavirus disease. *Neural Computing and Applications* 34(14):11,423–11,440. <https://doi.org/10.1007/s00521-020-05410-8>
- Shen C, Cheng L, Zhou R, et al (2022) MReD: A meta-review dataset for structure-controllable text generation. In: *ACL Findings*, <https://doi.org/10.18653/v1/2022.findings-acl.198>
- Singh S, Singh M, Goyal P (2021) COMPARE: A taxonomy and dataset of comparison discussions in peer reviews. In: *JCDL*, <https://doi.org/10.1109/JCDL52503.2021.00068>
- Soltau H, Liao H, Sak H (2017) Neural speech recognizer: Acoustic-to-word LSTM model for large vocabulary speech recognition. In: *Interspeech*, <https://doi.org/10.21437/Interspeech.2017-1566>
- Stappen L, Rizos G, Hasan M, et al (2020) Uncertainty-aware machine support for paper reviewing on the Interspeech 2019 Submission Corpus. In: *Interspeech*, <https://doi.org/10.21437/Interspeech.2020-2862>
- Uddin MZ, Dysthe KK, Følstad A, et al (2022) Deep learning for prediction of depressive symptoms in a large textual dataset. *Neural Computing and Applications* 34(1):721–744. <https://doi.org/10.1007/s00521-021-06426-4>
- Walsh E, Rooney M, Appleby L, et al (2000) Open peer review: A randomised controlled trial. *British Journal of Psychiatry* 176(1):47–51. <https://doi.org/10.1192/bjp.176.1.47>

- Ware M, Mabe M (2015) The STM Report: An overview of scientific and scholarly journal publishing, 4th edn. International Association of Scientific, Technical and Medical Publishers
- Wolf T, Debut L, Sanh V, et al (2020) Transformers: State-of-the-art natural language processing. In: EMNLP Demo, <https://doi.org/10.18653/v1/2020.emnlp-demos.6>
- Wolfram D, Wang P, Hembree A, et al (2020) Open peer review: Promoting transparency in open science. *Scientometrics* 125(2):1033–1051. <https://doi.org/10.1007/s11192-020-03488-4>
- Xiao W, Beltagy I, Carenini G, et al (2022) PRIMERA: Pyramid-based masked sentence pre-training for multi-document summarization. In: ACL, <https://doi.org/10.18653/v1/2022.acl-long.360>
- Yuan W, Neubig G, Liu P (2021) BARTScore: Evaluating generated text as text generation. In: NeurIPS
- Yuan W, Liu P, Neubig G (2022) Can we automate scientific reviewing? *Journal of Artificial Intelligence Research* 75:171–212. <https://doi.org/10.1613/jair.1.12862>
- Zaheer M, Guruganesh G, Dubey KA, et al (2020) Big Bird: Transformers for longer sequences. In: NeurIPS