

Is Bio-Inspired Learning Better than Backprop? *Benchmarking Bio Learning vs. Backprop*

Manas Gupta¹, Sarthak Ketanbhai Modi², Hang Zhang³, Joon Hei Lee⁴, Joo Hwee Lim^{1,4,5}

¹*Institute for Infocomm Research (I2R), A*STAR, Singapore,*

²*School of Mechanical and Aerospace Engineering, Nanyang Technological University (NTU), Singapore,*

³*School of Computing, National University of Singapore (NUS), Singapore,*

⁴*School of Computer Science and Engineering, Nanyang Technological University (NTU), Singapore,*

⁵*Centre for Frontier AI Research (CFAR), A*STAR, Singapore*

manas_gupta@i2r.a-star.edu.sg, sarthak005@e.ntu.edu.sg, zhanghang@u.nus.edu, jlee263@e.ntu.edu.sg, joohee@i2r.a-star.edu.sg

Abstract—Bio-inspired learning has been gaining popularity recently given that Backpropagation (BP) is not considered biologically plausible. Many algorithms have been proposed in the literature which are all more biologically plausible than BP. However, apart from overcoming the biological implausibility of BP, a strong motivation for using Bio-inspired algorithms remains lacking. In this study, we undertake a holistic comparison of BP vs. multiple Bio-inspired algorithms to answer the question of whether Bio-learning offers additional benefits over BP, rather than just biological plausibility. We test Bio-algorithms under different design choices such as access to only partial training data, resource constraints in terms of the number of training epochs, sparsification of the neural network parameters and addition of noise to input samples. Through these experiments, we notably find two key advantages of Bio-algorithms over BP. Firstly, Bio-algorithms perform much better than BP when the entire training dataset is not supplied. Four of the five Bio-algorithms tested outperform BP by upto 5% accuracy when only 20% of the training dataset is available. Secondly, even when the full dataset is available, Bio-algorithms learn much quicker and converge to a stable accuracy in far lesser training epochs than BP. Hebbian learning, specifically, is able to learn in just 5 epochs compared to around 100 epochs required by BP. These insights present practical reasons for utilising Bio-learning rather than just its biological plausibility and also point towards interesting new directions for future work on Bio-learning.

I. INTRODUCTION

Back-propagation (BP) has been the mainstay of training deep neural networks over the past decade. However, it is not considered biologically plausible [1], [2]. Hence, research interest has always remained in finding learning algorithms that the human brain might be using. Over the last few years a myriad of Bio-inspired algorithms have been proposed. These algorithms have now achieved comparable accuracy as Backprop (BP) and also have been known to be applied to a vast array of deep learning tasks such as computer vision, reinforcement learning, language modelling, amongst others.

Bio-algorithms differ from BP in a few crucial aspects. Firstly, weight symmetry is required by BP between the forward and backward connections, that is, the same weight pathways must be used for both the forward and backward passes. This is not biologically plausible in the brain due to the uni-directional nature of brain synapses and is called

the weight transport problem [3]. Secondly, the problem of update locking occurs in BP. That is all layers must complete their processing before the backward pass can begin and the weights can be updated. This does not appear to be biological in nature as many plasticity algorithms in the brain learn in a local fashion, that is, learn between two pairs of neurons itself, without depending upon the activity of other layers [4]. Thus, the brain supports multiple sets of neurons to learn in parallel. This also brings us to the third crucial difference, which is that BP learns in a global fashion, by calculating an error at the end of the last layer and then feeding it back to each layer. On the contrary, the brain learns in a local fashion, dependent only upon the activity of two connected neurons without a global loss to be learnt and backpropagated [5].

The motivation of using and developing Bio-algorithms, though, still mostly remains to make these algorithms more biologically plausible than BP. Tangible benefits over BP have not yet been demonstrated and therefore, adoption of Bio-learning algorithms outside the Bio-learning community remains small. We take a step in this direction and conduct a holistic benchmarking of Bio algorithms vs. BP in various experimental settings, to understand the practical benefits of Bio-algorithms. We look at popular Bio-learning algorithms like Feedback Alignment (FA) [6], Direct Feedback Alignment (DFA) [7], Hebbian Learning (HB) [8], [9], [10], [11], [12], Predictive Coding (PC) [13] and Difference Target Propagation (DTP) [14]. Many other Bio-algorithms exist but we choose these as they have gained traction over the years and serve as representative samples from the different categories of Bio-algorithms.

For our benchmarking scenarios, we include a range of aspects important for practical usage of a learning algorithm. We measure performance of the algorithms under i) Limited availability of training data, ii) Limited training budget (in terms of the number of training epochs), iii) Application of noise to input samples, and iv) Application of sparsity to the parameters of the base neural network models (i.e. pruning the parameters of the model). In this paper, we have the following key contributions-

- 1) We show that Bio-algorithms perform surprisingly well in the scenario of limited training data. Four of the five

Bio-algorithms tested, namely, FA, DFA, HB and PC outperform BP when only 20% of data is available for testing on multiple datasets.

- 2) Another interesting finding is that some Bio-inspired algorithms perform exceedingly well in scenarios of limited training budgets. Specifically, HB and DTP learn much faster than BP and arrive at high stable accuracies in far lesser training epochs than BP. HB especially, learns within 5 epochs on multiple datasets where BP takes around 100 epochs to learn.
- 3) To further understand the superior performance of Bio-algorithms, especially Hebbian learning, we plot the features learnt by BP vs. HB. We find that HB learns much more fine-grained and explainable features whereas BP seems to learn features that are much more random looking. We postulate that this may be the underlying reason for the better learning capability of HB.
- 4) We also find that Bio-learning algorithms are robust against different kinds of noises and also adept under the application of parameter sparsity to the neural networks, achieving similar accuracy as BP.

The above findings, especially points 1 and 2, are important advantages of Bio-learning algorithms that make them very useful in learning with less data applications or resource-constrained training environments like real-time devices. They also motivate the need to work on Bio-learning algorithms for practical advantages and beyond the traditional motivation of solving the biological implausibility of Backprop.

II. RELATED WORK

Hebbian learning has been around since 1949 when it was first proposed by Donald Hebb [15]. It has since been applied in many different areas including continual learning [16], [17], principal components analysis [18], [19], [20] and biology [21], [22], [23] amongst others. Hebbian learning has recently been adapted for modern neural networks and applied to train deep learning models [8], [9], [10], [11], [12]. However, the focus for most of these studies has been to get Hebbian learning successfully running on deep learning architectures. A gap remains in benchmarking Bio-learning vs. Backprop on multiple aspects like training with fewer epochs, utilizing less data, evaluating the performance under network sparsity, etc. We focus on these aspects and present novel findings on the performance of Bio-learning vs. Backprop in this work.

Another Bio-inspired algorithm that has become popular is Feedback Alignment [6]. It works by having a different set of weights for the forward and backward pass. In particular, the weights for the backward pass are a set of fixed random matrices over which the gradients are back-propagated. So, it is similar to BP in that an error is still calculated and back-propagated but it is different in that the weights for the backward pass do not have to be the same as the forward pass. This is biologically desirable because it breaks the symmetry condition requiring the forward synapses to also act as backward synapses.

A variant of FA, Direct Feedback Alignment (DFA) [7], relaxes this condition further whereby the error does not need

to be back-propagated across every layer but can directly flow from the last layer to the layer in question through a shortcut connection. This makes the model even more biologically plausible and has also seen great success with many works derived from it [24], [25].

The fourth broad category of Bio-algorithms corresponds to Target Propagation algorithms that include Target Propagation [14], Difference Target Propagation [26], Equilibrium Propagation [27], amongst others. Target Propagation (TP) tries to solve the problem of credit assignment and computes targets rather than gradients at each layer. A variant of TP, Difference Target Propagation (DTP) actually works well in practice and differs from TP in that it linearly corrects for the imperfectness of TP. Equilibrium Propagation (EP) is similar in idea but is used for energy based networks like Hopfield networks.

Lastly, other Bio-algorithms include Predictive Coding [13], Direct Random Target Projection [28], Weight Mirroring [29], Local Representation Alignment [30], amongst others. Predictive coding is a theoretical neuroscience inspired algorithm approximating BP using local learning rules. It attempts to arrive at similar gradient updates as BP but using only biologically plausible local updates. It has gained traction in recent years and presents a promising new direction for bridging Bio-learning and BP.

We find that while many interesting Bio-algorithms have been proposed in the literature, a thorough benchmarking between BP and various Bio-algorithms has not been undertaken on aspects outside the standard measurement metrics like test accuracy. Some papers propose theoretical frameworks for comparison [31] or provide brief comments on other aspects, for instance, number of training episodes [32], but do not conduct in-depth experiments and ablations tantamount to a usable research benchmark. In particular, areas of i) Limited training data ii) Limited training epochs and iii) Fewer network parameters have not been benchmarked before in an in-depth manner. We bridge this gap and benchmark five popular and varied Bio-algorithms, namely, Hebbian Learning, FA, DFA, DTP and Predictive coding to give a wide-ranging coverage of the various groups of Bio-algorithms. We conduct experiments on multiple datasets in carefully setup experiments, to demonstrate empirically the areas where Bio-algorithms surpass BP and can be used by practitioners outside the Bio-learning community for their specific deep learning tasks.

III. APPROACH

In this section, we introduce the three Bio-inspired learning algorithms used in our experiments, that is, Hebbian learning (Grossberg's Instar Rule), Feedback Alignment (FA) and Direct Feedback Alignment (DFA).

A. Hebbian Learning

Vanilla Hebbian learning: We first describe the vanilla Hebbian rule which states that when a neuron is fired by the stimulation of another neuron connected to it, the strength of the weighted connection between the two is enhanced, and vice versa [33], [34]. Hebbian learning is a completely

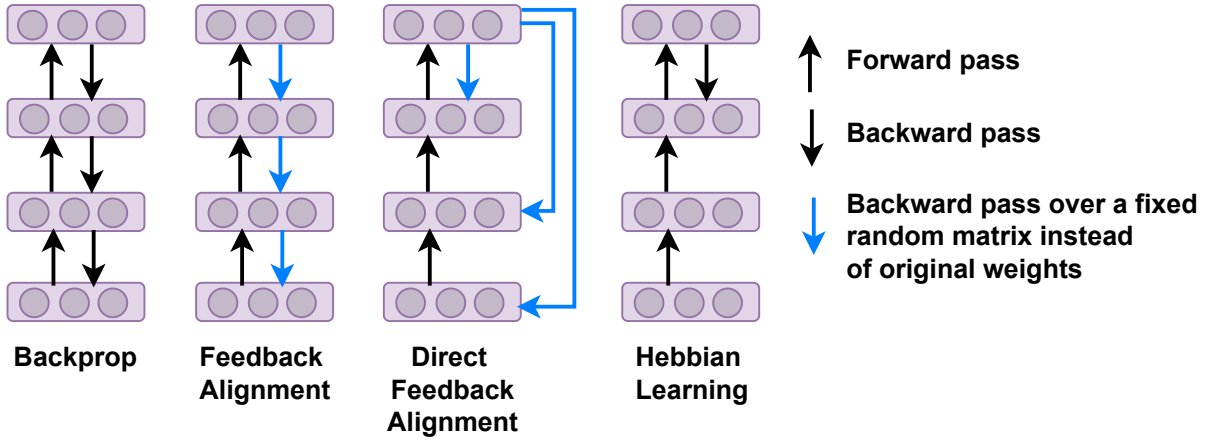


Fig. 1: Illustration of how different learning algorithms. Feedback Alignment and Direct Feedback Alignment back-propagate gradients over a fixed random matrix instead of the original weights, thereby relaxing the condition of having the same pathway (weights) for both the forward and backward pass. Hebbian learning does not need any gradients to be back-propagated as it learns in an unsupervised manner. Only the last layer, which is the classification layer, learns based on gradients.

local, unsupervised learning algorithm and satisfies biological plausibility. The weight update is given by

$$\Delta w_{ij} = \eta z_j x_i \quad (1)$$

where w_{ij} is the weight connecting neurons i and j , x_i and z_j are the input and output (after activation) of neuron j and η is the learning rate.

However, this vanilla rule has a significant drawback that can cause the weight to grow infinitely. Therefore, variants of the vanilla Hebbian rule have been proposed to address this problem.

Grossberg’s Instar Rule: Instar rule [35] introduces the mechanism of weight decay for solving the problem of unbounded growth of weights. From a mathematical point of view, the introduction of the weight decay mechanism leads the weight vector w_{ij} to cluster towards the input vector x_i [36]. Giving the same input to the neuron repeatedly will eventually make the angle between the weight vector and the input vector to be zero. In other words, the maximum inner product between x_i and w_{ij} will occur in the above case.

$$\Delta w_{ij} = \eta z_j (x_i - w_{ij}) \quad (2)$$

where the symbol interpretation is same as Equation 1.

B. Feedback Alignment

FA was proposed to eliminate the weight transport mechanism relied on by Backprop (BP), as it is not considered biologically plausible in the brain. Weight transport implies that the weight matrix between neurons needs to be involved in operations for both forward and backward paths [37]. Unlike the BP algorithm, FA replaces the transpose of the weight matrix that is required in the backward pass, with a fixed random matrix instead [6].

In the forward pass, the feed-forward calculation follows:

$$a_{i+1} = w_{i+1} z_i + b_{i+1} \quad (3)$$

$$z_{i+1} = \sigma(a_{i+1}) \quad (4)$$

where z_i is the output of the i -th layer, w_{i+1} is the feed-forward weight, b_{i+1} is the bias vector, and σ is the non-linear activation function.

In the backward pass of FA, the error e follows:

$$e_i = (B_{i+1} e_{i+1}) \odot \sigma'(a_i) \quad (5)$$

where B_{i+1} is the fixed random matrix to pass the error through, \odot is an element-wise multiplication operator and σ' is the derivative of the non-linear activation function.

Thus, the weight update becomes

$$\Delta w_{i+1} = -\eta e_{i+1} z_i^T \quad (6)$$

C. Direct Feedback Alignment

DFA is a modified version of FA that breaks the mechanism whereby errors need to be propagated layer by layer. Instead, it passes the errors directly from the final layer to the layer in question, circumventing any intermediate layers [7]. This allows the algorithm to have greater biological plausibility.

The backward pass of DFA is slightly different from FA and follows:

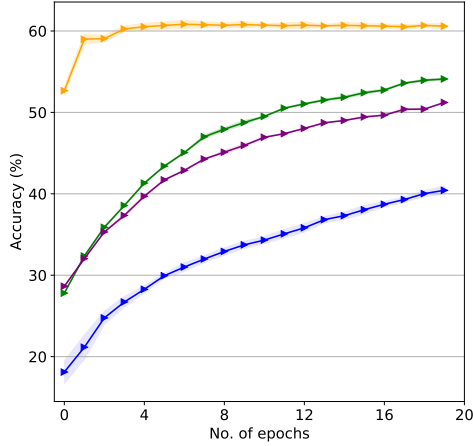
$$e_i = (B_{i+1} e_f) \odot \sigma'(a_i) \quad (7)$$

where e_f is the error after the final layer.

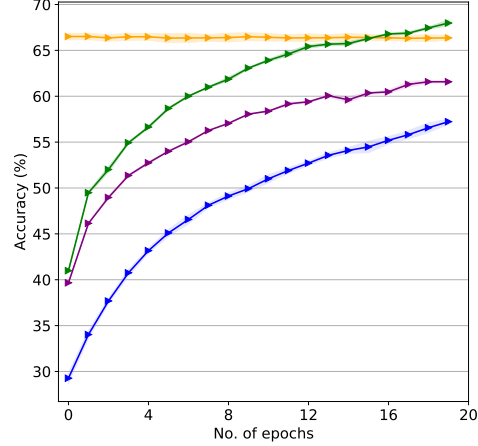
The weight update for DFA remains the same as that for FA, and follows Equation 6.

IV. EXPERIMENTS

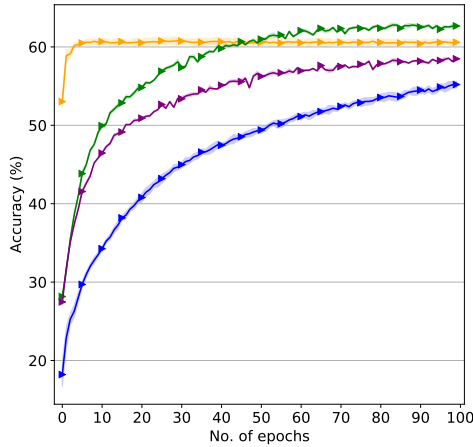
We conduct experiments on Hebbian Learning (HB), Feedback Alignment (FA), Direct Feedback Alignment (DFA) and Backprop (BP). Multiple datasets including CIFAR-10



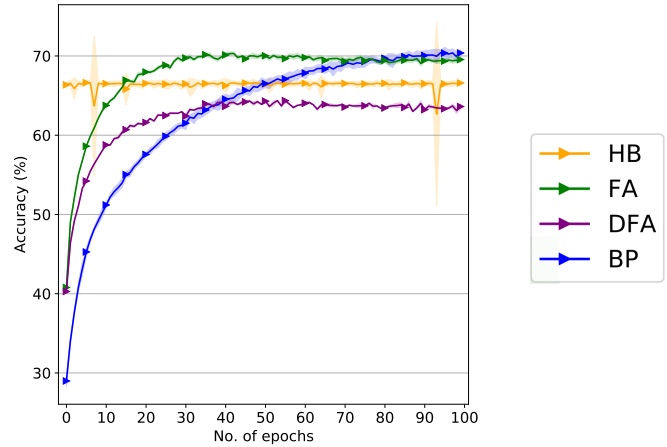
(a) Using 20% of training set and 20 epochs



(b) Using 100% of training set and 20 epochs



(c) Using 20% of training set and 100 epochs



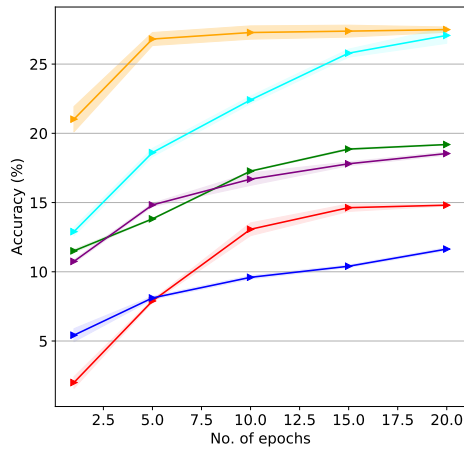
(d) Using 100% of training set and 100 epochs

Fig. 2: Experiments using limited data or limited training budget or both. Bio-algorithms perform much better than BP with Hebbian in particular surpassing BP by 20% for the case of lesser data and fewer epochs (Fig. (a)). Hebbian also converges in around 5 epochs. Using CIFAR-10 dataset. Mean values plotted and standard deviation denoted by shaded regions over 10 runs.

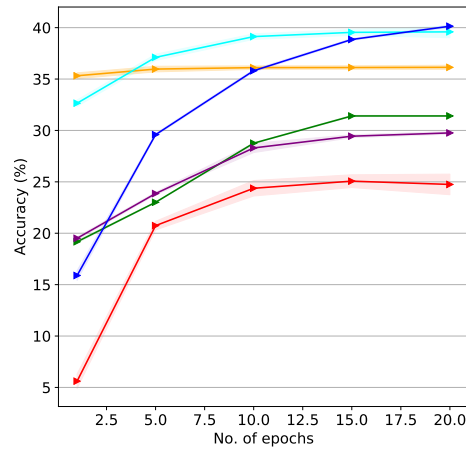
[38] and CIFAR-100 [38] are used for testing. For CIFAR-100, two other Bio-algorithms Difference Target Propagation (DTP) and Predictive Coding (PC) are also benchmarked for a more in-depth comparison. We use Convolutional Neural Networks (CNNs) for the experiments owing to their higher accuracies than Fully Connected Networks (FCNs). For all experiments, 4 layered networks are used with the first 3 layers being convolutional layers having 100, 196 and 400 neurons respectively and the last layer being a linear layer for the case of BP, FA and DFA and ridge classifier for the case of Hebbian. For FA and DFA the implementation from [28] is used and for Hebbian learning the implementation from [12] is used. For DTP the implementation from [26] is used, called DDTP, while for PC the implementation from [13] is used. For fair comparison between Bio-learning and BP, vanilla networks are

used for all experiments without drop-out, batch-norm or any other training tricks. Hyper-parameters used are provided in the Appendix. All experiments are conducted for 100 epochs unless stated otherwise.

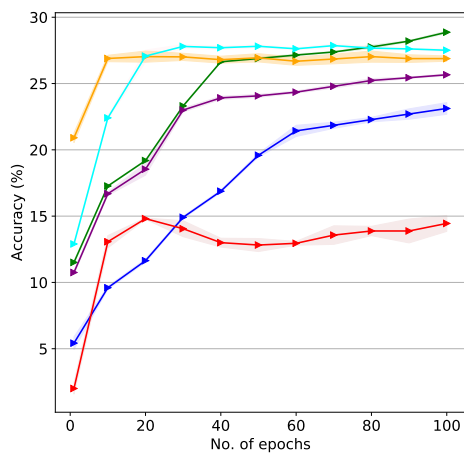
We first conduct experiments on the limited data and limited training budget scenarios where only a subset of the original dataset or a smaller training budget is available for training (Fig. 2 (a)). As can be seen, all the three Bio-learning algorithms perform much better than BP. Hebbian learning, in particular, performs really well achieving 20% higher accuracy than BP for the case of less data and fewer training epochs. Also, notably, Hebbian learning converges much faster than BP, usually achieving convergence in just around 5 epochs. A similar trend is seen when the epochs is increased to 100 (Fig. 2 (c)), where FA achieves the top accuracy amongst all



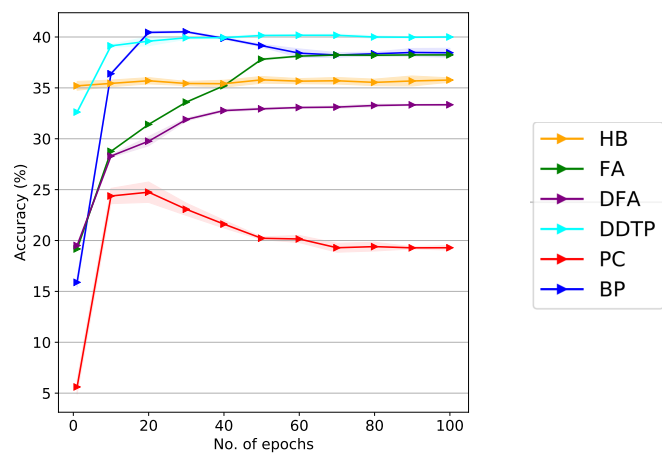
(a) Using 20% of training set and 20 epochs



(b) Using 100% of training set and 20 epochs



(c) Using 20% of training set and 100 epochs



(d) Using 100% of training set and 100 epochs

Fig. 3: Experiments using limited data or limited training budget or both. Bio-algorithms perform much better than BP with Hebbian in particular surpassing BP by 16% for the case of lesser data and fewer epochs (Fig. (a)). Hebbian also converges in around 5 epochs. Using CIFAR-100 dataset. Mean values plotted and standard deviation denoted by shaded regions over 10 runs.

the algorithms. When the condition of less data availability is relaxed (Fig. 2 (b)), even then Bio-algorithms surpass BP by a sizable margin. Only in the case of availability of the full dataset and the full training budget (Fig. 2 (d)), is BP able to get comparable accuracy as the top performing Bio-algorithm. Even then BP requires the full 100 epochs to learn whereas all the three Bio-algorithms finish learning within 40 epochs and within 5 epochs for Hebbian learning.

Similar results are seen for the case of CIFAR-100 (Fig. 3). Hebbian learning (HB) and Difference Target Propagation (DTP) perform the best and much better than BP (around 16% better in terms of accuracy) for the case of limited data and limited training budget (Fig. 3 (a)). Even with increasing the training budget, Bio-algorithms still surpass BP (Fig. 3 (c)). Only when the full dataset is shown to BP is it able to achieve

comparable accuracy to the top performing Bio-algorithm DTP (Fig. 3 (b)). DTP also outperforms BP for the case of the full dataset and full training budget (Fig. 3 (d)). Notably, Hebbian learning continues to learn extremely fast and converges to stable accuracy within 5 epochs where other algorithms take around 60 epochs to converge.

To understand this superior performance of Hebbian learning, we visualize the features learnt by Hebbian learning vs. BP. Referring to Fig. 4, we note that the filters learnt by Hebbian learning are much more fine-grained compared to BP. Hebbian learns filters which are orientation-sensitive (vertical, horizontal and diagonal grayscale edges), color-sensitive (blue, green, red filters) or both (filters with combination of orientation and two or more colors). BP on the other hand seems to learn more random-like features with no clear orientation




Fig. 4: Visualizing the filters learnt by Hebbian learning vs. Backprop. Hebbian learning learns much more fine-grained representations compared to Backprop. Hebbian learns filters which are orientation-sensitive (vertical, horizontal and diagonal grayscale edges), color-sensitive (blue, green, red filters) or both (filters with combination of orientation and two or more colors). Plotting filters from the first CNN layer on the CIFAR-10 dataset after 100 epochs of training.

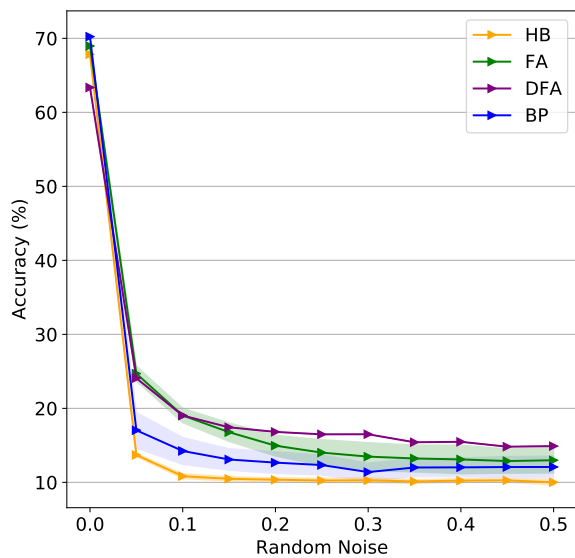


Fig. 5: Experiment on adding Random noise to the input images. Bio-learning (especially DFA) is quite robust to Random noise. Using CIFAR-10 dataset. Mean values plotted and standard deviation denoted by shaded regions over 10 runs.

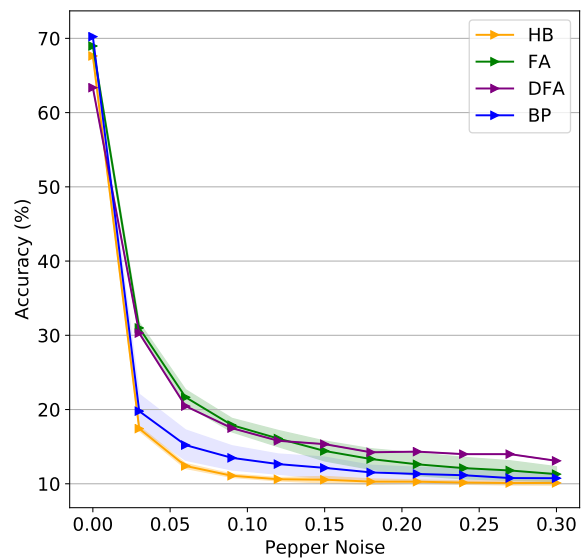


Fig. 6: Experiment on adding Pepper noise to the input images. Bio-learning (especially DFA) is quite robust to Pepper noise as well. Using CIFAR-10 dataset. Mean values plotted and standard deviation denoted by shaded regions over 10 runs.

or color-sensitivity. We believe this fine-grained representation ability of Hebbian might be the underlying reason for its better performance.

We also note that Bio-learning is quite robust to different kinds of noises. Referring to Fig. 5 and Fig. 6, we see that Bio-learning (especially DFA) performs better than Backprop

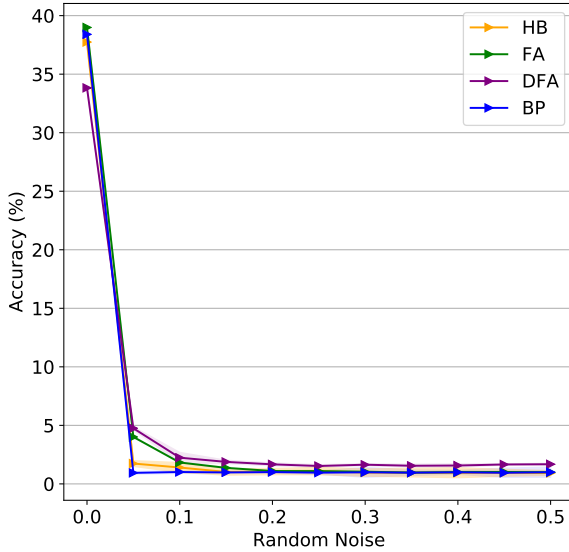


Fig. 7: Experiment on adding Random noise to the input images. Bio-learning (especially DFA) is robust, surpassing BP. Using CIFAR-100 dataset. Mean values plotted and standard deviation denoted by shaded regions over 10 runs.

Model	Accuracy
FA	62.17% \pm 0.24%
DFA	57.75% \pm 0.16%
BP	65.37% \pm 0.65%

TABLE I: Experiment on the application of 95% weight sparsity to the networks. We find that Bio-learning is robust to network sparsification and achieves similar accuracy as Backprop. Using CIFAR-10 dataset. Mean and standard deviations reported over 10 runs.

Model	Accuracy
FA	30.93 \pm 0.16
DFA	30.29 \pm 0.25
BP	37.68 \pm 0.48

TABLE II: Experiment on the application of 95% weight sparsity to the networks. We find that Bio-learning is quite robust to network sparsification. Using CIFAR-100 dataset. Mean and standard deviations reported over 10 runs.

under the addition of random noise and pepper noise, respectively for CIFAR-10. For CIFAR-100, DFA performs the best and even better than BP (Fig. 7 and Fig. 8). Bio-learning is also robust to network sparsification achieving similar results as Backprop even at very high sparsity rates of 95% of all weights pruned, see Table I and Table II. We don't include Hebbian learning here since as per the implementation of Hebbian learning [12], it is already pruned by default and hence, we are unable to perform a fair comparison with the other networks.

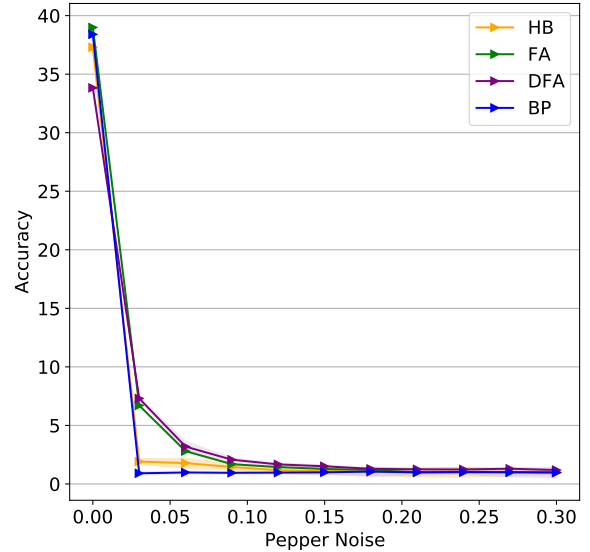


Fig. 8: Experiment on adding Pepper noise to the input images. Bio-learning (especially DFA) is robust. Using CIFAR-100 dataset. Mean values plotted and standard deviation denoted by shaded regions over 10 runs.

V. DISCUSSION, LIMITATIONS AND FUTURE WORK

We have noted the superior performance of Bio-inspired learning compared to Backprop on several aspects. Under limited data or limited training budget Bio-inspired learning does much better and also converges much faster. We believe higher quality representations learnt by the Bio-algorithms are the underlying cause for this. This is an exciting direction and the research landscape for Bio-learning is still nascent. One of the biggest bottlenecks for Bio-learning is that the training tricks and techniques to maximize performance of Bio-learning are still under-developed. Backprop benefits from many years of combined research on optimizers, hyper-parameter tuning techniques and heuristics, custom layers like Batchnorm [39] and other tricks like Dropout [40]. Such progress is severely lacking for Bio-learning making the discovery of the full potential of Bio-learning difficult. More research in these areas will help Bio-learning substantially.

Another limitation of Bio-learning is the lack of in-depth understanding on why it works so well. We have shown that the representations learnt by Hebbian learning are of higher quality than Backprop. However, the next question that arises is why does Hebbian learning learn higher quality representations? Is it because the representations learnt by Hebbian are more invariant to input orientations and configurations [41]? Having theoretical and more in-depth understanding of these questions will help design better use-cases for Bio-learning. Currently, empirical results are the only guiding factor in deciding which areas might Bio-learning be most suitable for. However, a richer understanding of the learning dynamics will automatically expose a wider set of research areas and

applications that Bio-learning might be useful for.

VI. CONCLUSION

We have investigated Bio-inspired learning algorithms like Hebbian learning, Feedback Alignment, Direct Feedback Alignment, Difference Target Propagation and Predictive Coding in this work, and benchmarked them against Backprop on multiple aspects. We measure the performance of these algorithms under conditions of i) Limited availability of training data ii) Limited training budget iii) Application of different kinds of noises on the inputs and iv) Application of parameter sparsity on the base neural network models. Hebbian learning in particular, surpasses the accuracy performance of Backprop by upto 20% under limited data and limited training budget scenarios. Bio-algorithms also achieve much faster convergence (upto 20× for the case of Hebbian learning) compared to Backprop. These insights help motivate the usefulness of Bio-algorithms in important areas like learning with less data or learning in resource-constrained training environments like real-time devices. They highlight the need to work on Bio-learning algorithms for tangible practical benefits and beyond the purely theoretical motivations of solving the biological implausibility of Backprop. Furthermore, we also plot the representations learnt by the Bio-algorithms to understand their superior performance, and find that they learn higher quality representations compared to Backprop. Lastly, we find that Bio-learning is robust to noise and parameter sparsity (even at extreme sparsities of 95%), achieving similar or higher accuracy than Backprop.

REFERENCES

- [1] A. Shrestha, H. Fang, Q. Wu, and Q. Qiu, "Approximating backpropagation for a biologically plausible local learning rule in spiking neural networks," in *Proceedings of the International Conference on Neuromorphic Systems*, ser. ICONS '19. New York, NY, USA: Association for Computing Machinery, 2019. [Online]. Available: <https://doi.org/10.1145/3354265.3354275> 1
- [2] T. P. Lillicrap, A. Santoro, L. Marris, C. J. Akerman, and G. Hinton, "Backpropagation and the brain," *Nature Reviews Neuroscience*, vol. 21, pp. 335–346, 2020. 1
- [3] S. Grossberg, "Competitive learning: From interactive activation to adaptive resonance," *Cognitive Science*, vol. 11, no. 1, pp. 23–63, 1987. [Online]. Available: <https://www.sciencedirect.com/science/article/pii/S0364021387800253> 1
- [4] P. Baldi, P. Sadowski, and Z. Lu, "Learning in the machine: The symmetries of the deep learning channel," *Neural Networks*, vol. 95, pp. 110–133, 2017. [Online]. Available: <https://www.sciencedirect.com/science/article/pii/S0893608017301983> 1
- [5] W. Maass, "Networks of spiking neurons: The third generation of neural network models," *Neural Networks*, vol. 10, no. 9, pp. 1659–1671, 1997. [Online]. Available: <https://www.sciencedirect.com/science/article/pii/S0893608097000117> 1
- [6] T. P. Lillicrap, D. Cownden, D. Tweed, and C. Akerman, "Random synaptic feedback weights support error backpropagation for deep learning," *Nature Communications*, vol. 7, 2016. 1, 2, 3
- [7] A. Nøkland, "Direct feedback alignment provides learning in deep neural networks," in *Proceedings of the 30th International Conference on Neural Information Processing Systems*, ser. NIPS'16. Red Hook, NY, USA: Curran Associates Inc., 2016, p. 1045–1053. 1, 2, 3
- [8] D. Krotov and J. J. Hopfield, "Unsupervised learning by competing hidden units," *Proceedings of the National Academy of Sciences*, vol. 116, no. 16, pp. 7723–7731, 2019. [Online]. Available: <https://www.pnas.org/content/116/16/7723> 1, 2
- [9] G. Amato, F. Carrara, F. Falchi, C. Gennaro, and G. Lagani, "Hebbian learning meets deep convolutional neural networks," in *ICIAI*, 2019. 1, 2
- [10] D. Patel and R. Kozma, "Unsupervised features extracted using winner-take-all mechanism lead to robust image classification," in *2020 International Joint Conference on Neural Networks (IJCNN)*, 2020, pp. 1–7. 1, 2
- [11] M. Gupta, A. Ambikapathi, and S. Ramasamy, "Hebbnet: A simplified hebbian learning framework to do biologically plausible learning," in *ICASSP 2021 - 2021 IEEE International Conference on Acoustics, Speech and Signal Processing (ICASSP)*, 2021, pp. 3115–3119. 1, 2
- [12] T. Micconi, "Hebbian learning with gradients: Hebbian convolutional neural networks with modern deep learning frameworks," 2021. [Online]. Available: <https://arxiv.org/abs/2107.01729> 1, 2, 4, 7
- [13] B. Millidge, A. Tschantz, and C. L. Buckley, "Predictive Coding Approximates Backprop Along Arbitrary Computation Graphs," *Neural Computation*, vol. 34, no. 6, pp. 1329–1368, 05 2022. [Online]. Available: https://doi.org/10.1162/neco_a_01497 1, 2, 4
- [14] D.-H. Lee, S. Zhang, A. Fischer, and Y. Bengio, "Difference target propagation," in *Machine Learning and Knowledge Discovery in Databases*, A. Appice, P. P. Rodrigues, V. Santos Costa, C. Soares, J. Gama, and A. Jorge, Eds. Cham: Springer International Publishing, 2015, pp. 498–515. 1, 2
- [15] A. H. Klopff, *Brain Function and Adaptive Systems - A Heterostatic Theory*. Data Sciences Laboratory, Air Force Cambridge Research Laboratories, Air Force Systems Command, United States Air Force, 1972. 2
- [16] T. Micconi, K. Stanley, and J. Clune, "Differentiable plasticity: training plastic neural networks with backpropagation," ser. Proceedings of Machine Learning Research, J. Dy and A. Krause, Eds., vol. 80. Stockholmsmässan, Stockholm Sweden: PMLR, 10–15 Jul 2018, pp. 3559–3568. [Online]. Available: <http://proceedings.mlr.press/v80/micconi18a.html> 2
- [17] V. Thangarasa, T. Micconi, and G. W. Taylor, "Enabling continual learning with differentiable hebbian plasticity," *International Joint Conference on Neural Networks*, 2020. 2
- [18] E. Oja, "Simplified neuron model as a principal component analyzer," *Journal of Mathematical Biology*, vol. 15, pp. 267–273, 1982. 2
- [19] T. Sanger, "Optimal unsupervised learning in a single-layer linear feedforward neural network," *Neural Networks*, vol. 2, pp. 459–473, 12 1989. 2
- [20] G. Gorrell, "Generalized hebbian algorithm for incremental singular value decomposition in natural language processing," in *EACL*, 2006. 2
- [21] E. Oja, "Neural networks, principal components, and subspaces," *Int. J. Neural Syst.*, vol. 1, pp. 61–68, 1989. 2
- [22] C. Keyser and D. Perrett, "Demystifying social cognition: A hebbian perspective," *Trends in cognitive sciences*, vol. 8, pp. 501–7, 12 2004. 2
- [23] T. Thiagarajan, M. Lindskog, A. Malgaroli, and R. Tsien, "Ltp and adaptation to inactivity: Overlapping mechanisms and implications for metaplasticity," *Neuropharmacology*, vol. 52, pp. 156–75, 02 2007. 2
- [24] B. Crafton, A. Parihar, E. Gebhardt, and A. Raychowdhury, "Direct feedback alignment with sparse connections for local learning," *Frontiers in Neuroscience*, vol. 13, 2019. [Online]. Available: <https://www.frontiersin.org/articles/10.3389/fnins.2019.00525> 2
- [25] J. Launay, I. Poli, F. Boniface, and F. Krzakala, "Direct feedback alignment scales to modern deep learning tasks and architectures," in *Proceedings of the 34th International Conference on Neural Information Processing Systems*, ser. NIPS'20. Red Hook, NY, USA: Curran Associates Inc., 2020. 2
- [26] A. Meulemans, F. S. Carzaniga, J. A. Suykens, J. a. Sacramento, and B. F. Grewe, "A theoretical framework for target propagation," in *Proceedings of the 34th International Conference on Neural Information Processing Systems*, ser. NIPS'20. Red Hook, NY, USA: Curran Associates Inc., 2020. 2, 4
- [27] B. Scellier and Y. Bengio, "Equilibrium propagation: Bridging the gap between energy-based models and backpropagation," *Frontiers in Computational Neuroscience*, vol. 11, 2017. [Online]. Available: <https://www.frontiersin.org/articles/10.3389/fncom.2017.00024> 2
- [28] C. Frenkel, M. Lefebvre, and D. Bol, "Learning without feedback: Fixed random learning signals allow for feedforward training of deep neural networks," *Frontiers in Neuroscience*, vol. 15, 2021. [Online]. Available: <https://www.frontiersin.org/articles/10.3389/fnins.2021.629892> 2, 4
- [29] M. Akrouf, C. Wilson, P. Humphreys, T. Lillicrap, and D. B. Tweed, "Deep learning without weight transport," in *Advances in Neural Information Processing Systems*, H. Wallach, H. Larochelle, A. Beygelzimer, F. d'Alché-Buc, E. Fox, and R. Garnett, Eds., vol. 32. Curran Associates, Inc.,

2019. [Online]. Available: <https://proceedings.neurips.cc/paper/2019/file/f387624df552cea2f369918c5e1e12bc-Paper.pdf> 2
- [30] A. G. Ororbia and A. Mali, "Biologically motivated algorithms for propagating local target representations," *Proceedings of the AAAI Conference on Artificial Intelligence*, vol. 33, no. 01, pp. 4651–4658, Jul. 2019. [Online]. Available: <https://ojs.aaai.org/index.php/AAAI/article/view/4389> 2
- [31] T. Dalgaty, J. P. Miller, E. Vianello, and J. Casas, "Bio-inspired architectures substantially reduce the memory requirements of neural network models," *Frontiers in Neuroscience*, vol. 15, 2021. [Online]. Available: <https://www.frontiersin.org/articles/10.3389/fnins.2021.612359> 2
- [32] A. Ororbia and A. A. Mali, "Backprop-free reinforcement learning with active neural generative coding," in *AAAI*, 2022. 2
- [33] G. L. Shaw, "Donald hebb: The organization of behavior," in *Brain Theory*, G. Palm and A. Aertsen, Eds. Berlin, Heidelberg: Springer Berlin Heidelberg, 1986, pp. 231–233. 2
- [34] S. Löwel and W. Singer, "Selection of intrinsic horizontal connections in the visual cortex by correlated neuronal activity," *Science*, vol. 255, no. 5041, pp. 209–212, 1992. 2
- [35] S. Grossberg, "Adaptive pattern classification and universal recoding: I. parallel development and coding of neural feature detectors," *Biological cybernetics*, vol. 23, no. 3, pp. 121–134, 1976. 3
- [36] G. Lagani, F. Falchi, C. Gennaro, and G. Amato, "Hebbian semi-supervised learning in a sample efficiency setting," *Neural Networks*, vol. 143, pp. 719–731, 2021. 3
- [37] M. Akrouf, C. Wilson, P. Humphreys, T. Lillicrap, and D. B. Tweed, "Deep learning without weight transport," *Advances in neural information processing systems*, vol. 32, 2019. 3
- [38] A. Krizhevsky, "Learning multiple layers of features from tiny images," Department of Computer Science, University of Toronto, Tech. Rep., 2009. [Online]. Available: <http://www.cs.toronto.edu/~kriz/cifar.html> 4
- [39] S. Ioffe and C. Szegedy, "Batch normalization: Accelerating deep network training by reducing internal covariate shift," in *Proceedings of the 32nd International Conference on Machine Learning*, ser. Proceedings of Machine Learning Research, F. Bach and D. Blei, Eds., vol. 37. Lille, France: PMLR, 07–09 Jul 2015, pp. 448–456. [Online]. Available: <https://proceedings.mlr.press/v37/ioffe15.html> 7
- [40] N. Srivastava, G. Hinton, A. Krizhevsky, I. Sutskever, and R. Salakhutdinov, "Dropout: A simple way to prevent neural networks from overfitting," *Journal of Machine Learning Research*, vol. 15, no. 56, pp. 1929–1958, 2014. [Online]. Available: <http://jmlr.org/papers/v15/srivastava14a.html> 7
- [41] J. Born, J. M. Galeazzi, and S. M. Stringer, "Hebbian learning of hand-centred representations in a hierarchical neural network model of the primate visual system," *PLOS ONE*, vol. 12, no. 5, pp. 1–35, 05 2017. [Online]. Available: <https://doi.org/10.1371/journal.pone.0178304> 7

VII. APPENDIX

A. Experiment design and hyper-parameters

We describe below in detail the hyper-parameters and experimental setup for the various experiments. For Hebbian, we use the same experimental setup as the original and utilize ZCA, pruning and triangle method for computing Hebbian updates. We also list below tables capturing the hyper-parameters used for each experiment.

Hyper-parameters for Fig. 2					
Algorithm	Epochs	Batch-size	Initial LR	LR Schedule	Weight Decay
HB	20 or 100	100	1e-5	Not used	0.95
FA	20 or 100	100	5e-5	Not used	Not used
DFA	20 or 100	100	5e-5	Not used	Not used
BP	20 or 100	100	1e-5	Step LR, Step Size 1	Not used

Hyper-parameters for Fig. 3					
Algorithm	Epochs	Batch-size	Initial LR	LR Schedule	Weight Decay
HB	20 or 100	100	1e-5	Not used	0.95
FA	20 or 100	100	5e-5	Not used	Not used
DFA	20 or 100	100	5e-5	Not used	Not used
DDTP	20 or 100	100	3e-4, 9e-4, 1e-4, resp. for each layer	Not used	Not used
PC	20 or 100	100	1e-5	Not used	Not used
BP	20 or 100	100	1e-5	Step LR, Step Size 1	Not used

Hyper-parameters for Fig. 5					
Algorithm	Epochs	Batch-size	Initial LR	LR Schedule	Weight Decay
HB	20 or 100	100	1e-5	Not used	0.95
FA	20 or 100	100	5e-5	Not used	Not used
DFA	20 or 100	100	5e-5	Not used	Not used
BP	20 or 100	100	1e-5	Step LR, Step Size 1	Not used

Hyper-parameters for Fig. 6					
Algorithm	Epochs	Batch-size	Initial LR	LR Schedule	Weight Decay
HB	20 or 100	100	1e-5	Not used	0.95
FA	20 or 100	100	5e-5	Not used	Not used
DFA	20 or 100	100	5e-5	Not used	Not used
BP	20 or 100	100	1e-5	Step LR, Step Size 1	Not used

Hyper-parameters for Fig. 7					
Algorithm	Epochs	Batch-size	Initial LR	LR Schedule	Weight Decay
HB	20 or 100	100	1e-5	Not used	0.95
FA	20 or 100	100	5e-5	Not used	Not used
DFA	20 or 100	100	5e-5	Not used	Not used
BP	20 or 100	100	1e-5	Step LR, Step Size 1	Not used

Hyper-parameters for Fig. 8					
Algorithm	Epochs	Batch-size	Initial LR	LR Schedule	Weight Decay
HB	20 or 100	100	1e-5	Not used	0.95
FA	20 or 100	100	5e-5	Not used	Not used
DFA	20 or 100	100	5e-5	Not used	Not used
BP	20 or 100	100	1e-5	Step LR, Step Size 1	Not used