

Assessing and Analyzing the Resilience of Graph Neural Networks Against Hardware Faults

Xun Jiao^{†*}, Ruixuan Wang^{*}, Fred Lin[‡], Daniel Moore[‡], Sriram Sankar[‡]
[‡]Meta Platforms, Inc. ^{*}Villanova University

Abstract—Graph neural networks (GNNs) have recently emerged as a promising learning paradigm in learning graph-structured data and have demonstrated wide success across various domains such as recommendation systems, social networks, and electronic design automation (EDA). Like other deep learning (DL) methods, GNNs are being deployed in sophisticated modern hardware systems, as well as dedicated accelerators. However, despite the popularity of GNNs and the recent efforts of bringing GNNs to hardware, the fault tolerance and resilience of GNNs has generally been overlooked. Inspired by the inherent algorithmic resilience of DL methods, this paper conducts, for the first time, a large-scale and empirical study of GNN resilience, aiming to understand the relationship between hardware faults and GNN accuracy. By developing a customized fault injection tool on top of PyTorch, we perform extensive fault injection experiments to various GNN models and application datasets. We observe that the error resilience of GNN models varies by orders of magnitude with respect to different models and application datasets. Further, we explore a low-cost error mitigation mechanism for GNN to enhance its resilience. This GNN resilience study aims to open up new directions and opportunities for future GNN accelerator design and architectural optimization.

I. INTRODUCTION

Recently, graph neural networks (GNNs) have attracted increasing attention due to their superior learning performance in graph-structured data application, including recommendation systems [31], social networks [8], and electronic design automation (EDA) [23]. The versatility of GNNs has led to their deployment on a wide range of hardware platforms and dedicated accelerators such as GPU [22], ASIC [18], and FPGA [21]. However, despite the growing popularity of GNNs, the resilience of GNN models to hardware faults have not yet been systematically explored. This paper aims to, *for the first time*, systematically explore and assess the resilience of GNN models to hardware faults, opening up new directions for GNN hardware design and architectural optimization.

With the continuous technology scaling into a deep nanometer regime and increasing sophistication of heterogeneity, modern hardware systems are even more susceptible to faults/errors. Common types of hardware faults include radiation-induced soft errors [12], variation-induced timing errors [7], as well as faults induced by intentional design choices (e.g., approximate computing [11], voltage scaling [33]). These faults typically manifest as bit flips in the computing process, resulting in system corruptions, permanent faults, or silent data corruption (SDC) which have been observed in large-scale modern infrastructure of major corporations such as Meta [6] and Google [1].

Conventional computing typically requires negligible error rates (e.g., $< 10^{-15}$ [15]) during computation to guarantee correct execution. Such a requirement, however, poses a high design cost at device and architecture levels as hardware designers need to add extra redundancy or protection mechanisms to hardware, e.g., error correction codes (ECC). Recently, designers are devising a scenario to continue the operations even in presence of errors, leading to *approximate computing* which allows occasional errors in a system to appear as long as it delivers acceptable output quality. Machine learning methods, especially deep learning (DL), are known to be more resilient than conventional workloads [16], [33]. Leveraging such error resilience, designers have improved the efficiency of DL systems without losing accuracy [27], [33].

This paper is inspired by the aforementioned phenomenons to answer the following question: Are GNN models resilient to hardware faults like we have seen in other DL models? To this end, we systematically assess the impact of hardware faults on the GNN model accuracy. Such assessment of GNN resilience can be broadly applied across a range of devices and architectures running GNN, which is vital as GNNs can run on GPUs, FPGAs, or other accelerators, and the optimal architecture for GNN system is still widely under debate. Our results show that resilience of GNN varies significantly across models and application datasets.

Specifically, we make the following major contributions:

- To the best of our knowledge, we conduct the first study of GNN resilience to hardware faults. We perform extensive fault injection experiments to four popular GNN models under three datasets by sweeping a wide range of fault rates to assess the impact of hardware faults on GNN accuracy. We observe that resilience of GNN varies by orders of magnitude with respect to different models and application datasets.
- We develop PyGFI, a versatile and scalable fault injection framework for GNN on top of widely-used PyTorch. To the best of our knowledge, this is the first fault injection tool for GNNs.
- We explore low-cost error mitigation mechanisms by detecting and masking the corrupted values/bit, which can effectively improve the GNN resilience by up to 1000X across different models with negligible accuracy loss.

II. BACKGROUND AND RELATED WORK

A. Graph Neural Networks (GNNs)

Recently, GNNs have demonstrated ground-breaking performances on many graph-related tasks, such as recommendation systems [31], social networks [8], and electronic design automation (EDA) [23]. The input to GNNs are graphs, which are typically defined as $G = (V, E)$, where V is the set of nodes and E is the set of edges. Graphs can be categorized as directed/undirected graph (depending on if edges are directed/undirected), homogeneous/heterogeneous graph (depending on if nodes are of one/multiple types), and hypergraph (an edge can join any number of nodes).

The main idea of GNNs is a process called message passing, where GNNs iteratively aggregate feature information from neighbor nodes and use it to update the information for the current node. During the aggregation process, GNNs can simply treat each neighbor equally with the mean-pooling operation, or treat them differently with the attention mechanism. During the update step, GNNs integrate the aggregation information with the information of the current node. Some representative GNNs include graph convolutional networks (GCN) [19] and graph attention networks (GAT) [29].

$$h_v^{m+1} = \text{RELU}(W \cdot \text{AGG}(h_v^m, u \in \{N(v) \cup \{v\}\})) \quad (1)$$

Here we use GCN as an example to illustrate the general process of GNNs. GCN approximates the first-order eigendecomposition of the graph Laplacian to iteratively aggregate information from neighbor nodes. Specifically, Considering a node v in graph $G = (V, E)$, it updates the node embedding by Eq. 1, where h_v^m and h_v^{m+1} are the representation of this node at layer m and $m + 1$ in GCN. From the GCN perspective, AGG and $N(v)$ are the mean aggregation and the neighbors of node v respectively. Fig. 1 illustrates the data flow and the process of message passing in GCN.

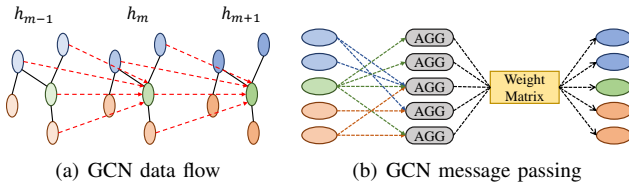


Fig. 1: (a) indicates the data flow of node representations in GCN model, (b) represents the message passing process.

B. Related Work

With the increasing use of DL methods in safety-critical systems such as robots and healthcare, as well as the pertinent development of energy-efficient DL accelerators, DL resilience (or balancing the resilience-efficiency tradeoff) has been intensively studied in the past, which mainly focuses on the convolutional/recurrent neural networks (CNNs/RNNs) [28], [20], [24], [17]. Li et al. empirically evaluate the resilience of CNNs at the software level, and found that the resilience of a CNN model depends on data types, values, data reuses, and types of layers in the design [20]. In the same spirit, *Ares* [28]

proposes a light-weight, scalable fault injection framework that can be accelerated on GPUs to explore larger design space. Further, Mahmoud et al. develops a lightweight fault injection framework to inject faults for CNNs and RNNs [24]. FT-ClipAct [13] shows that hardware faults that impact the parameters of a deep neural networks (DNNs) (e.g., weights) can have drastic impacts on its classification accuracy, and proposes a novel error mitigation technique which squashes the high-intensity faulty activation values to alleviate fault impact. *MATIC* [17] studied the impact of memory-related faults on deep learning accelerators.

Given the large body of resilience research in CNNs, to the best of our knowledge, there are no existing studies on GNN resilience. This paper presents the first effort in this direction by developing a fault injection tool for GNNs and assessing its resilience. Our aim is to offer timely insights and early guidance for designing resilient and efficient GNN systems.

III. PYGFI FOR FAULT INJECTION

In this section, we describe the hardware fault models used in this work, and the work flow of PyGFI.

A. Hardware Faults

As the transistor size scales down to deep nanometer era, microelectronic circuits are increasingly susceptible to faults and errors caused by manufacturing process variation, voltage noise, and temperature [10]. Hardware designers are forced to use worst-case design by adding safety margins such as slowing down clock frequency, increasing supply voltage, and/or add redundancy in design (e.g., ECC). While there are intensive efforts to reduce these wasteful/costly margins by reclaiming performance or energy efficiency, they risk the occurrence of faults/errors under certain operating conditions [10]. For example, SRAM, DRAM, and flash memory cells have all been demonstrated susceptible to variation-caused faults and soft errors caused by cosmic particle strikes due to their dense circuitry, reduced supply voltage, and bit encoding with few electrons [10], that can lead to bit flips in memory. Computation parts and datapaths are also susceptible to faults when the operating condition is uncertain [10].

In this paper, we follow the same practice of existing DL resilience studies [28], [20], [17] by focusing on the faults in memory, which are most relevant to DL/GNN systems because of their demanding storage requirements of parameters including weights and intermediate results (e.g., activation outputs). We consider the use of the most widely-used *bit flip* fault model [20], [28], where each bit will have a certain probability to be flipped, i.e., bit error rate (BER). This is consistent with the practical scenario where a fault occurs in the memory that is not caught by, e.g., ECC. These bit flips will have a direct impact on the value of weights or intermediate results. With that being said, PyGFI can also be used to inject computation parts and datapath errors, e.g., multiply-accumulate (MAC) units, because the input and output of MAC units are just weights and activation outputs which are stored in memory. Therefore, to inject MAC-related faults,

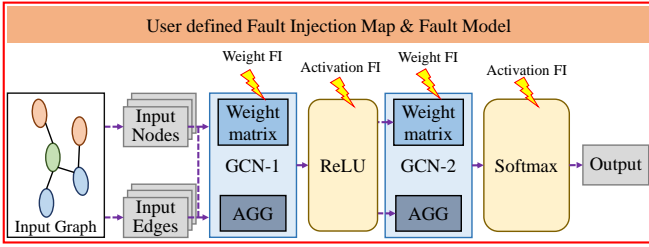


Fig. 2: The fault injection pipeline of PyGFI framework on a 2-layer GCN model. PyGFI takes the user-defined fault injection map and user customized fault model to inject weight and activation faults into a GNN.

we can just manipulate MAC input/output stored in memory. Further, PyGFI would be able to accept any customized fault models, which will be explained below.

Implementation of the (multiple) bit flip model with each bit having a certain probability to flip is non-trivial, especially considering the extremely large number of bits and parameters in a GNN model. The most straightforward way of implementing the bit-level flip model is to iterate through each bit, and generate a random number, which will be compared against the pre-defined BER (i.e., bit flip probability) to determine if that bit will get flipped or not. However, this way of implementing bit flip is extremely time-consuming due to the size of parameters in a GNN. Therefore, we first generate a fault injection map based on the corresponding GNN model and data type, with each element assigned 0/1 with a certain probability passed as a parameter to the function. This probability equals the predetermined BER. Using this method, we can quickly identify the bits that will get flipped and the fault injection process can speed up by 15-50X.

B. PyGFI Framework

In this section, we present PyGFI, a runtime fault injection tool for GNNs built on top of PyTorch [25] and PyG library [9]. PyG is an open-source library built upon PyTorch for training GNNs so it inherits/shares most interfaces with PyTorch. We inject the faults during runtime because the value after bit flips are input-dependent, e.g., activation outputs are only visible during runtime. PyGFI allows the injection of faults on weights and activation, which can be used for perturbation analysis such as (resilient/efficient) GNN algorithm/hardware design, adversarial/poison attacks, interpretability and explainability. An overview of PyGFI is illustrated in Figure 2.

Fault injection during runtime on DL models is challenging because modifications of on-the-fly activation values will be needed. The modification on the activation output is non-trivial: it either (1) needs the user to add additional layer dedicated for perturbation, which adds extra burden on users, or (2) needs to manually modify the low-level DL framework utilities to intercept the activation output which compromises the scalability and portability of the DL framework subject to future maintenance and patches. Fortunately, PyTorch provides the useful function of *hook* that has been widely-used in

TABLE I: Graph Dataset Statistics

Dataset	Cora	Citeseer	Pubmed
#Nodes	2708	3327	19717
#Edges	5429	4732	44338
#Features	1433	3703	500
#Categories	7	6	3

visualizing/modifying internal structures of DL models [26], [24]; *hook* can be attached to an arbitrary basic module in a neural network with a format of *hook(module, input, output)*, where *module* refers to a layer or a block in DNNs, and *input/output* refers to the input/output of the module. Note that whenever a *hook()* is attached to a module, the *hook()* will automatically execute the required functionalities, such as obtaining and modifying the input and output of the module, during the module running time.

For example, if we want to perturb the input/output of a given layer, we will perform two steps:

- Step 1: We define an *Injection()* function, where we can manually change or perturb the input/output of the layer. Note that we can define customized fault model here.
- Step 2: We implement the *Injection()* through *hook()* function on the interested layers. This finishes the attachment of the *hook()* to the module, and whenever the module is executed, the *hook()* will also be executed to perform its functionality.

Algorithm 1 Fault Injection Example on Selected Layers

Input Target model M , Target layer list L
Input User defined Fault Map $U1$, Fault Model $U2$
Output Fault Injected Model M'

```

1:  $M' \leftarrow \text{copy}(M)$ 
2: for  $Layer$  in  $M$  do           ▷ Traverse all the layers in the model
3:   if  $Layer$  in  $L$  then         ▷ Select interested layers
4:      $hook \leftarrow \text{Injection}(U1, U2)$    ▷ Define inject function
5:      $Layer \leftarrow hook(Layer, input, output)$  ▷ Attach hook
6:   end if
7: end for
8: return  $M'$                    ▷  $M'$  is the fault injected model

```

We use a simple example indicated in Alg.1 for fault injection based on PyGFI. Note that here, since we are only interested in assessing the fault impact on inference accuracy, we will only do *register_module_forward_hook* where the *hook()* will only be executed during *forward* process. While previous research tools [28], [2], [24] can inject faults to CNN/RNN, they cannot inject faults to GNN because of the different architecture and parameters passed to the GNN layer, e.g., GCN layers with adjacency matrix. One main difference between GNNs and traditional CNN models is that CNN layer takes a single input signal and applies convolution operations, while GNN layers utilize both node and edge information of the graph for message passing, which is naturally incompatible with the traditional fault injection models.

TABLE II: Model size & original accuracy of different GNNs

GNN Model	Total Weights	Total Activations	Accuracy
GCN (Cora)	23K	62K	0.814
GCN (Citeseer)	59K	73K	0.707
GCN (Pubmed)	8K	375K	0.793
GAT (Cora)	92K	192K	0.827
GAT (Citeseer)	237K	232K	0.718
GAT (Pubmed)	33K	1321K	0.786
SGC (Cora)	10K	19K	0.786
SGC (Citeseer)	22K	20K	0.73
SGC (Pubmed)	1.5K	59K	0.777
Chebyshev (Cora)	46K	62K	0.806
Chebyshev (Citeseer)	119K	73K	0.694
Chebyshev (Pubmed)	16K	375K	0.767

IV. EXPERIMENTAL RESULTS

A. Experimental Setup

We use three widely-used datasets as the benchmarks for running the GNNs, including Cora, Citeseer, and Pubmed [32]. Table I shows the dataset statistics including the number of nodes and edges for each dataset.

We use four popular GNN models: GCN [19], GAT [29], SGC [30], and Chebyshev [4]. Table II shows the statistics of each GNN-Dataset combination, including information such as the original accuracy and number of weights and activations. Note that due to the very nature of GNN, the number of parameters will vary based on different datasets. For example, the (average) number of edges per node in different datasets are different, so the number of weights/activation outputs for the GNNs are also different, which will potentially affect the resiliency of the specific GNN-dataset combination. All the datasets and GNNs models we utilized and implemented are based on PyTorch 1.12.1 and PyG library [9].

For each GNN-dataset combination, we sweep 7 fault rates equally spaced on a logarithmic scale from 10^{-9} to 10^{-2} , e.g., 10^{-9} , 10^{-8} , etc. At each fault rate, we repeat our experiment 10 times and report the mean accuracy. To assess the sensitivity of different parts of GNN, we inject faults to different parts of GNNs: (1) *Model-wise*: we inject faults to all the weights in the model. (2) *GNN-1*: we inject faults only to weights in the first layer. Note that the layer name is GNN-specific; so if the GNN model is GCN/GAT, then the layer name is GCN-1/GAT-1. (3) *GNN-2*: We inject faults only to weights in the second layer; same as GNN-1, the name of this layer is also network-specific, e.g., GCN-2, GAT-2, etc. Also note that unlike many popular CNNs, many widely-used GNNs have no more than 2 layers, e.g., GCN only has two GCN convolution layers [19], i.e., GCN-1 and GCN-2. (4) Additionally, we also assess the sensitivity of the activation outputs by injecting faults only to them, referred to as *Activation*.

B. Resilience Results of GNNs

Fig. 3 shows the resilience results of GNNs across our evaluation space. In this section, we focus on model-wise curve because we focus on resilience of GNN as an entirety first, and we will discuss the sensitivity of different parts, e.g., GCN-1/2, in the next section.

RQ1: Are GNN models resilient to hardware faults?

Ans: Based on Fig. 3, we can see that GNNs are inherently resilient to faults to a considerable extent. For most GNNs, we do not see notable accuracy drop until the fault rate hits 10^{-6} , e.g., GCN-Cora (Fig. 3 (a)), and some even goes up to 10^{-4} , e.g., SGC-Pubmed (Fig. 3 (l)). (For convenience, we call these fault rates as “cutoff fault rates”.) This can be regarded as strong resilience, especially considering that conventional computing typically requires negligible error rates (e.g., $< 10^{-15}$ [15]) for a correct execution. This strong resiliency can be potentially leveraged to design for efficient GNN systems. Nevertheless, after cutoff rates, we do see sharp drop in accuracy as fault rate increases. This suggests that designers need to be extremely careful in balancing the design decisions between performance-efficiency-resilience tradeoff, which highlights the value of GNN resilience research.

RQ2: Does the impact of hardware faults on GNN accuracy vary across different models and application datasets?

Ans: Yes, on both. We observe significant variance in resilience across models. For **SGC** (Fig. 3 (j) - (l)), the accuracy drop is much slower than other models. For example, in Fig. 3 (l), we do not see notable accuracy drop for SGC-Pubmed even at 10^{-4} , while for other models under the same dataset, e.g., GAT and Chebyshev, they have already started facing accuracy drop at 10^{-6} . This is two orders of magnitude difference. Actually, across all the datasets, SGC exhibits notably higher resilience than all the other models: SGC has cutoff rates beyond 10^{-5} , while other models have cutoff rates at 10^{-6} or even smaller.

The resilience differences between models are reasonable, because each GNN model has different architecture, number of parameters, etc. In particular, based on Table II, we can observe that SGC has the fewest parameters, which makes the faults unlikely to happen even when the fault rate is relatively higher compared to other models. For example, under Pubmed, SGC only has 1.5K weights, which is significantly less than 8K, 33K, 16K for GCN, GAT, and Chebyshev.

We also observe significant variance in resilience across application datasets. For **GCN** (Fig. 3 (a) - (c)), the accuracy drop of GCN-Pubmed is considerably slower than GCN-Cora/Citeseer. We do not see notable accuracy drop for GCN-Pubmed until 10^{-5} , while for GCN-Cora/Citeseer, they start to drop at 10^{-6} fault rate. The resilience difference between different datasets also come from their direct impact on the GNN structures including the number of parameters. For example, based on Table II, GCN-Pubmed has in total 8K weights while GCN-Cora/Citeseer have 23K and 59K, respectively.

C. Sensitivity Analysis

Layer Sensitivity We further study the sensitivity of different layers in the four evaluated GNN networks as shown in Fig. 3. Note that SGC only has one GNN layer so this study does not apply to SGC. Each of the other three GNNs has two layers, e.g., GCN has GCN-1 and GCN-2, while GAT has GAT-1 and GAT-2. Across all three GNNs, we can see that under the same fault rates, the curve of first layer always drops

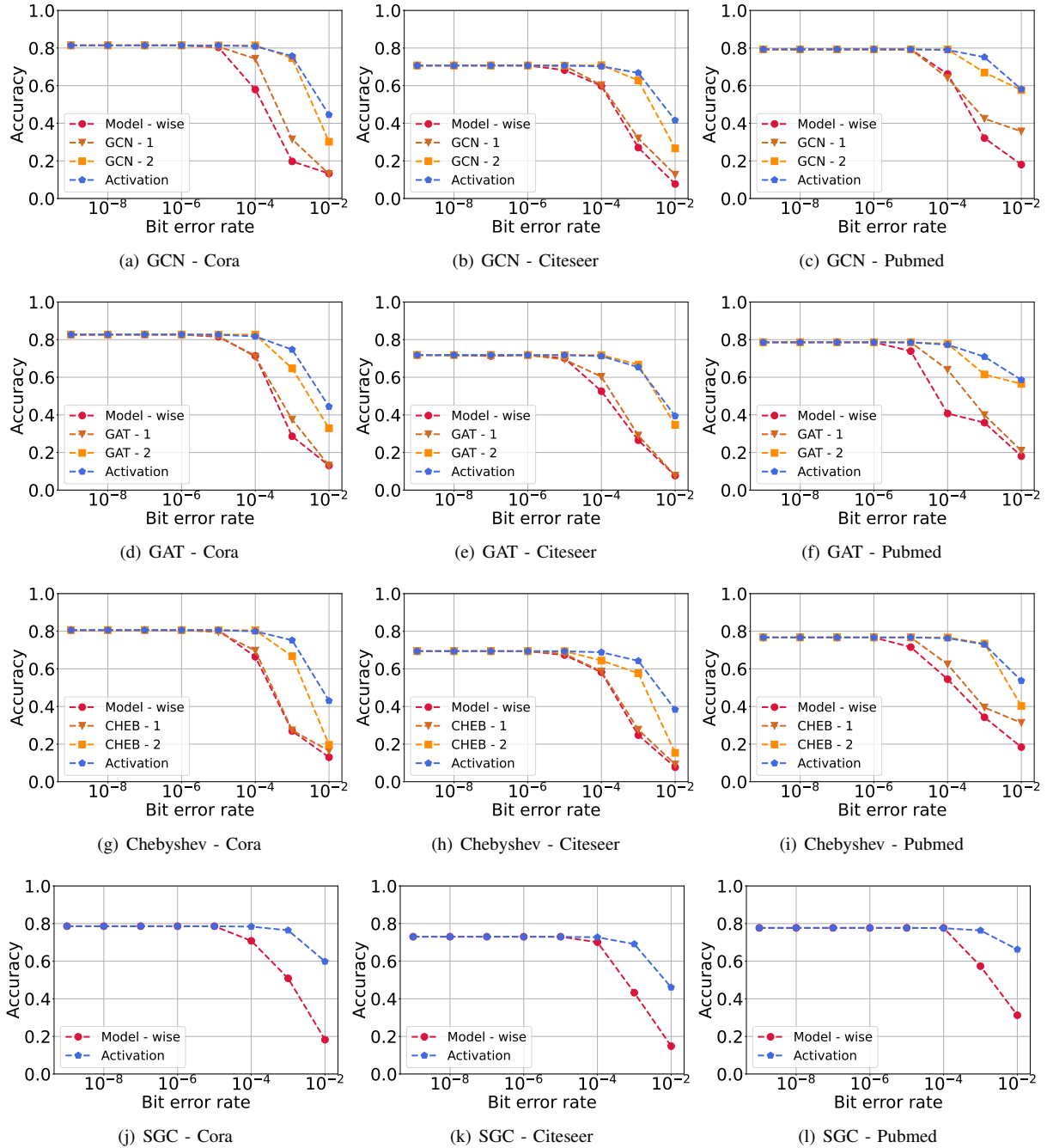


Fig. 3: Resilience of different GNNs models under BER in the range of $[10^{-9}, 10^{-2}]$.

much earlier than the second layer with orders of magnitude difference. This sensitivity difference owes to the fact that different layers have intrinsic difference in their positions of the GNNs and the unique characteristics such as number of parameters, etc. Note that the same phenomenon have been observed in CNNs [28], where earlier layers also show much higher sensitivity than later layers.

Weights vs. Activation We also study the sensitivity difference between weights and activation output (i.e., the intermediate results of GNNs). The difference between them is that, weights are read-only while activation outputs are

read and then rewritten as the GNNs conducts the operations forward. From Fig. 3, we can see that activation outputs are less sensitive than weights, which is also consistent with previous findings in CNNs [28].

D. Error Mitigation of GNNs

RQ3: Is there an effective way to mitigate the impact of hardware faults on the GNN model and to improve the resilience of the GNN system?

Ans: We explore Razor double-sampling based circuitry as a low-cost error masking technique to detect and mask

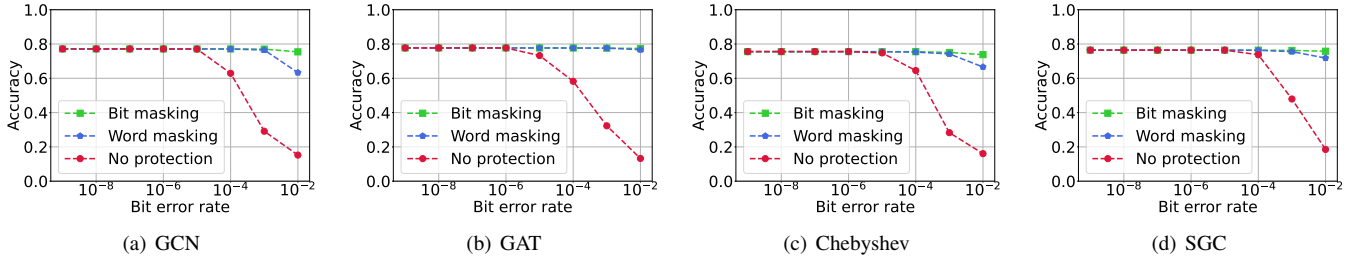


Fig. 4: GNN accuracy after error mitigation (averaged over 3 datasets).

errors [3]. Unlike parity bits protection [14] that can also detect memory fault but provides no information on the location of the affected bit, Razor-based method can detect erroneous bits and their locations. The detailed implementations of Razor detection circuitry can be found in [3], [27] and is out of scope of this study.

We explore two error masking granularities at word-level and bit-level, respectively. For word masking, upon detecting any bit flips, it sets the entire word to 0. While for bit-level masking, it only recovers the faulty bit(s) to 0. Combined with Razor circuitry, both methods can be implemented with 0.3% silicon area and 12.8% power overheads on a single-port SRAM [27]. As shown in Fig. 4, we can see that bit-level masking always shows better resilience effects than word-level masking. Further, we notice that the word-level masking improves the inherent GNN resilience by up to 100X (cutoff rates from 10^{-6} to 10^{-4}) while bit-level masking improves the resilience by up to 1000X (cutoff rates from 10^{-6} to 10^{-3}).

E. Discussion

Strong resilience can be directly translated to improved energy efficiency. For example, if using voltage-scaled on-chip SRAMs fabricated in FDX22 (22nm) technology [5] for GNN weights memory, the inherent GNN resilience (up to 10^{-6}) can be leveraged to enable voltage scaling corresponding to 42.1% energy saving, while bit-level masking can further improve the saving to 59.1%. We also compare the GNN resilience with CNN resilience. We find that (1) similar to CNNs [28], [20], [24], [17], GNNs also exhibit orders of magnitude difference in resilience across different models and application datasets. (2) Many widely-used CNNs and GNNs share similar resilience with similar “cut-off fault rates” between 10^{-7} and 10^{-5} [28], [20], [24], [17], at which there is no notable accuracy drop relative to the model’s baseline accuracy. This fault tolerance is significantly higher than conventional computing [15].

V. CONCLUSION

GNNs is an emerging family of learning methods specialized in learning graph data structures and have been widely used in practical application domains. This paper presents the first effort in systematically assessing and analyzing the resilience of GNNs by developing a GNN fault injection tool on top of PyTorch, and performing extensive fault injection experiments across different GNN models, application datasets, fault rates, and GNN components. Experimental results show

that the resilience of GNN models varies by orders of magnitude with respect to different models and application datasets. We further investigate a low-cost error mitigation mechanism that can improve the error resilience of GNN models by up to 1000X. While GNN is under heavy research in terms of performance and efficiency, this paper aims to shed light on resilience and reliability in GNN developments.

REFERENCES

- [1] D. F. Bacon. Detection and prevention of silent data corruption in an exabyte-scale database system. In *The 18th IEEE Workshop on Silicon Errors in Logic – System Effects*, 2022.
- [2] Zitao Chen et al. Tensorfi: A flexible fault injection framework for tensorflow applications. In *ISSRE*, 2020.
- [3] Shidhartha Das et al. A self-tuning dvs processor using delay-error detection and correction. *JSSC*, 2006.
- [4] Michaël Defferrard et al. Convolutional neural networks on graphs with fast localized spectral filtering. *Neurips*, 2016.
- [5] Alfio Di Mauro et al. Pushing on-chip memories beyond reliability boundaries in micropower machine learning applications. *IEDM*, 2019.
- [6] Harish Dattatraya Dixit et al. Detecting silent data corruptions in the wild. *arXiv preprint arXiv:2203.08989*, 2022.
- [7] Dan Ernst et al. Razor: circuit-level correction of timing errors for low-power operation. *IEEE Micro*, 2004.
- [8] Wenqi Fan et al. Graph neural networks for social recommendation. In *WWW*, 2019.
- [9] Matthias Fey et al. Fast graph representation learning with pytorch geometric. *arXiv preprint arXiv:1903.02428*, 2019.
- [10] Puneet Gupta et al. Underdesigned and opportunistic computing in presence of hardware variability. *TCAD*, 2012.
- [11] Jie Han et al. Approximate computing: An emerging paradigm for energy-efficient design. In *ETS*, 2013.
- [12] Peter Hazucha et al. Neutron soft error rate measurements in a 90-nm cmos process and scaling trends in sram from 0.25-/spl mu/m to 90-nm generation. In *IEDM*, 2003.
- [13] Le-Ha Hoang et al. Ft-clipact: Resilience analysis of deep neural networks and improving their fault tolerance using clipped activation. In *DATE*, 2020.
- [14] Shah M Jahinuzzaman et al. Design and analysis of a 5.3-pj 64-kb gated ground sram with multiword ecc. *JSSC*, 2009.
- [15] JEDEC Standard JESD218. Solid-state drive (ssd) requirements and endurance test method. Arlington, VA, *JEDEC Solid State Technology Association*, 2010.
- [16] Xun Jiao et al. An assessment of vulnerability of hardware neural networks to dynamic voltage and temperature variations. In *ICCAD*, 2017.
- [17] Sung Kim et al. Matic: Learning around errors for efficient low-voltage neural network accelerators. In *DATE*, 2018.
- [18] Kevin Kinningham et al. Grip: A graph neural network accelerator architecture. *TC*, 2022.
- [19] Thomas N Kipf et al. Semi-supervised classification with graph convolutional networks. *arXiv preprint arXiv:1609.02907*, 2016.
- [20] Guanpeng Li et al. Understanding error propagation in deep learning neural network (dnn) accelerators and applications. In *SC*, 2017.
- [21] Shuangchen Li et al. Hyperscale fpga-as-a-service architecture for large-scale distributed graph neural network. In *ISCA*, 2022.
- [22] Husong Liu et al. G3: when graph neural networks meet parallel graph processing systems on gpus. *VLDB*, 2020.

- [23] Daniela Sánchez Lopera et al. A survey of graph neural networks for electronic design automation. In *MLCAD*, 2021.
- [24] Abdulrahman Mahmoud et al. Pytorchfi: A runtime perturbation tool for dnns. In *DSN-W*, 2020.
- [25] Adam Paszke et al. Pytorch: An imperative style, high-performance deep learning library. *Neurips*, 2019.
- [26] Dipti Pawade et al. Xai—an approach for understanding decisions made by neural network. In *Recent Trends in Communication and Intelligent Systems*. Springer, 2021.
- [27] Brandon Reagen et al. Minerva: Enabling low-power, highly-accurate deep neural network accelerators. In *ISCA*. IEEE, 2016.
- [28] Brandon Reagen et al. Ares: A framework for quantifying the resilience of deep neural networks. In *DAC*, 2018.
- [29] Petar Veličković et al. Graph attention networks. *arXiv preprint arXiv:1710.10903*, 2017.
- [30] Felix Wu et al. Simplifying graph convolutional networks. In *ICML*, 2019.
- [31] Shiwen Wu et al. Graph neural networks in recommender systems: a survey. *ACM Computing Surveys (CSUR)*, 2020.
- [32] Zhilin Yang et al. Revisiting semi-supervised learning with graph embeddings. In *ICML*, 2016.
- [33] Jeff Zhang et al. Thundervolt: enabling aggressive voltage undervolting and timing error resilience for energy efficient deep learning accelerators. In *DAC*, 2018.