

Finding the Right Curve: Optimal Design of Constant Function Market Makers

MOHAK GOYAL*, Stanford University, USA

GEOFFREY RAMSEYER*, Stanford University, USA

ASHISH GOEL, Stanford University, USA

DAVID MAZIÈRES, Stanford University, USA

Constant Function Market Makers (CFMMs) are a crucial tool for creating exchange markets, have been deployed effectively in the context of prediction markets, and are now especially prominent within the modern Decentralized Finance ecosystem. We show that for any set of beliefs about future asset prices, there exists an optimal CFMM trading function that maximizes the fraction of trades that a CFMM can settle. This trading function is the optimal solution of a convex program. This program therefore gives a tractable framework for market-makers to compile their belief-distribution on the future prices of the underlying assets into the trading function of a maximally capital-efficient CFMM.

Our optimization framework further extends to capture the tradeoffs between fee revenue, arbitrage loss, and opportunity costs of liquidity providers. Analyzing the program shows how consideration of profit and loss qualitatively distort the optimal liquidity allocation.

Our model additionally explains the diversity of CFMM designs that appear in practice. We show that careful analysis of our convex program enables inference of a market-maker's beliefs about future asset prices, and show that these beliefs mirror the folklore intuition for several widely used CFMMs. Developing the program requires a new notion of the liquidity of a CFMM at any price point, and the core technical challenge is in the analysis of the KKT conditions of an optimization over an infinite-dimensional Banach space.

1 Introduction

Individuals in any economic system need to be able to efficiently exchange one asset for another. Sellers of an asset need to make contact with a buyer offering a favorable price, and vice versa. Historically, this meant the construction of physical locations where traders or their agents could meet. Trading in the modern era is largely facilitated electronically, but trading is still facilitated by exchanges, which serve as a common (digital) place for traders to post offers to buy and sell assets.

There are many assets that are frequently traded by many market participants, and for these assets, a seller offering a reasonable price can likely find a buyer quickly. However, not every pair of assets is traded frequently, and sellers in these markets might have to wait a long time to find a buyer or accept a highly unfavorable price.

The role of a *market-maker* is to fill this gap — to facilitate easy and rapid trading between pairs of assets for which otherwise there is very little trading activity. Market-makers trade in both directions on a market, buying and selling assets when traders arrive at the market [6]. In this sense, market-makers facilitate asynchronous trading between buyers and sellers, thereby increasing the market *liquidity* between two assets.

Our topic of study is a subclass of automated market-making strategies known as *Constant Function Market Makers* (CFMMs). Automated market-making has long been an important topic of study [13, 23, 31], but CFMMs have recently become some of the most widely used exchanges [4, 5, 21, 28] within the modern Decentralized Finance (DeFi) ecosystem [34]. CFMMs have also been widely deployed in prediction markets, as a method for aggregating opinions [20, 26].

For completeness, we describe the precise translation from scoring rules to CFMMs in §Appendix A.

A CFMM maintains reserves of two assets X and Y , provided by a so-called *liquidity provider*, and makes trades according to a predefined trading function $f(x,y)$ of its reserve balances (the eponymous "constant function"); specifically, a CFMM accepts a trade $(\Delta x, \Delta y)$ from reserves (x,y) to $(x+\Delta x, y+\Delta y)$ if and only if $f(x+\Delta x, y+\Delta y) = f(x,y)$.

Example 1.1 (Real-world CFMMs):

- (1) The decentralized exchange Uniswap [4] uses the product function $f(x,y) = xy$.

* denotes alphabetical order. This work is supported by the Future of Digital Currency Initiative (FDCI), Stanford University, and the Office of Naval Research, award number N000141912268.

Authors' addresses: Mohak Goyal*, Stanford University, Stanford, California, 94305, USA, mohakg@stanford.edu; Geoffrey Ramseyer*, Stanford University, Stanford, California, 94305, USA, geoff.ramseyer@cs.stanford.edu; Ashish Goel, Stanford University, Stanford, California, 94305, USA, ashishg@stanford.edu; David Mazières, Stanford University, Stanford, California, 94305, USA, .

- (2) The Logarithmic Market Scoring Rule (LMSR) [26] corresponds to a CFMM with trading function $f(x, y) = (1 - e^{-x}) + (1 - e^{-y})$ [32].
- (3) The trading function $f(x, y) = xe^y$ has powered automated storefronts in online games [3].

CFMMs earn revenue by charging a small commission on each trade (i.e. creating a bid-ask spread) but are subject to many associated expenses [7], such as the costs of maintaining the asset inventory and adverse selection by arbitrageurs (i.e. stale quote sniping). Because a CFMM’s trading strategy is fully specified by the constant function, the function determines the both the effectiveness of the CFMM as a market-maker and the CFMM’s net revenue or loss.

Our goal, therefore, is to understand this relationship and specifically understand what guides a CFMM designer to choose one trading function over another. We provide an optimization framework which compiles a market-maker’s beliefs on future prices into an optimal CFMM trading function, making substantial progress towards an important open problem [33].

1.1 Our Results

We develop here a convex optimization framework that translates a liquidity provider’s beliefs about future asset valuations into an optimal choice of CFMM trading function. We show first that there is always a unique trading function that maximizes a liquidity provider’s expectation of the fraction of trades that a CFMM is able to settle. Furthermore, our optimization framework is flexible enough to model a wide variety of real-world concerns, including fee revenue, arbitrage loss (adverse selection), so-called “Loss-Versus-Rebalancing” [29], and price dynamics.

Careful analysis of the KKT conditions of our convex program allows us to invert the problem; given an arbitrary CFMM trading function, we can construct an explicit equivalence class of beliefs for which the given function is optimal. The main technique involves analysis of the KKT conditions of an optimization problem over an infinite-dimensional Banach space. This framework thus helps explain the diversity of CFMM trading functions deployed in practice; in many cases, the beliefs revealed by our framework match the informal intuitions of practitioners.

We model a liquidity provider’s beliefs as a joint distribution on the future prices of the two assets with regard to a numeraire (§6); as one might expect, the optimization problem concerned only with maximizing the fraction of settled trades depends only on the distribution of the ratio of the future prices. However, expressing beliefs on future prices as a joint distribution enables understanding profit and loss through the same optimization framework, and gives (in our opinion) a more natural and easier to understand expression of our results.

We measure the liquidity of the CFMM trading function as the amount of capital implicitly allocated for market-making at a given spot exchange rate. Specifically, the liquidity of a CFMM is the ratio between the size of a trade and the percentage change in the CFMM’s spot exchange rate (§4.1). This definition could be replaced by other notions of liquidity in the literature, but we find this definition to be the most natural in this context.

Before considering profit and loss, we first study in detail the case of a CFMM that simply wishes to maximize the fraction of trades settled on the CFMM. We analyze the steady-state dynamics of users trading on a CFMM, and arrive at a notion of “CFMM Inefficiency” that approximates the chance that a CFMM cannot satisfy a user’s trade request. CFMM inefficiency is a function of the inverse of the CFMM’s liquidity. Ultimately, we find that both the simple objective function minimizing CFMM inefficiency and more complex objective functions that consider a liquidity provider’s profit and loss become linear combinations of CFMM liquidity and CFMM inefficiency.

§3 formally defines a CFMM and gives some basic properties of them. §4 studies the steady-state dynamics of a CFMM and defines CFMM liquidity and inefficiency. §5 gives our convex optimization framework and analyzes the KKT conditions of this framework. §6 studies the beliefs implicit behind real-world CFMM deployments. Finally, §7 shows how to add consideration for profit and loss to our framework, and qualitatively studies how these considerations distort the optimal trading function.

Figure 1 shows the trading functions of the constant product, LMSR, Black-Scholes-based, and constant weighted-product CFMMs.

Figures 6 represent the belief functions for which the constant product, LMSR, constant weighted-product, and Black-Scholes based CFMMs respectively are optimal for minimizing the CFMM inefficiency.

CFMM	Trading Function $f(x,y)$	Liquidity $L(p)$	Belief $\psi(p_X, p_Y)$
Constant product	xy	$\frac{1}{2}\sqrt{p}$	1
Constant weighted product	$x^\alpha y$	$\frac{\alpha}{\alpha+1} p^{\frac{\alpha}{\alpha+1}}$	$\left(\frac{p_X}{p_Y}\right)^{\frac{\alpha-1}{\alpha+1}}$
LMSR	$1 - e^{-x} + 1 - e^{-y}$	$\frac{p}{1+p}$	$\frac{p_X p_Y}{(p_X + p_Y)^2}$
Black-Scholes	As in Figure 1	$\sqrt{e^{-\frac{(\ln p)^2}{2\sigma^2}}}$	$p_X/p_Y \sim \text{lognormal}(0, \sigma^2)$

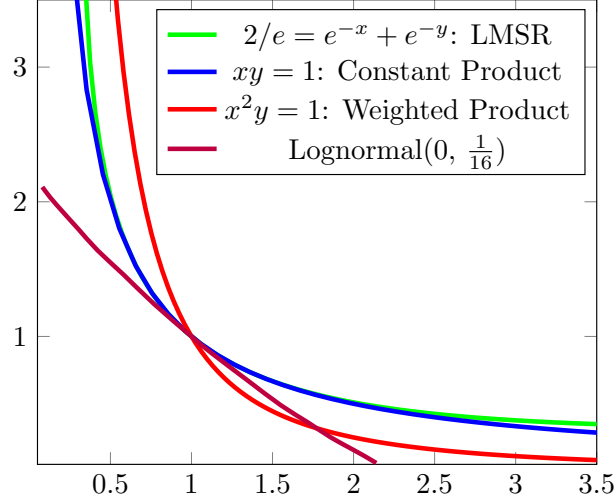


Fig. 1. Some natural or widely used CFMM trading functions. $\text{lognormal}(\mu, \sigma^2)$ is the exponential of the standard normal distribution with mean μ and variance σ^2 .

2 Related Work

The closest work to our model is that of Fan et al. [22], which studies the question of maximizing risk-adjusted profit for liquidity providers. Their model crucially assume that all trading on a CFMM occurs only in response to price movements on an external market (i.e. arbitrageurs realigning the CFMM spot price to the external market). Their model predicts that risk-neutral liquidity providers should allocate all of their capital at a single price point (§4.2, [22]), while ours better explains the choices of liquidity providers in practice.

Neuder et al. [30] considers a model similar to [22] to study dynamic CFMM allocation strategies, but does not consider the loss to adverse selection (so-called “divergence loss”) incurred in the process.

Milionis et al. [29] characterize the running-cost or loss due to arbitrage faced by a CFMM. They show that a part of the divergence loss can be hedged by a dynamic rebalancing strategy but the remainder of the divergence loss is unavoidable and is exactly equal to the profit made by arbitrageurs trading against the CFMM – they call this loss the LVR. When the variance of the price of X relative to Y is σ^2 , they show that the rate of accrual of this cost (what they call the instantaneous-LVR) is $\sigma^2 p^2 |x'(p)|$, where $x'(p)$ denotes the rate of change of x in the pool with respect to the price p under perfect arbitrage. Our convex optimization framework can naturally accommodate the LVR as a cost for the liquidity provider and can optimize the liquidity provision strategy to maximize the CFMM net profit after accounting for the LVR.

Automated market-making has also been studied extensively in the context of prediction markets [19, 20, 26]. The theory of CFMMs and the dynamics around trading with CFMMs have been studied extensively in the context of DeFi [8, 10, 12, 16, 18], and many different DeFi applications have been deployed or proposed using different trading functions [4, 5, 11, 28].

3 Preliminaries

Constant Function Market Makers (CFMMs) are a class of automated market-making strategies that can be fully specified by a “trading function.”

Definition 3.1 (CFMM): A CFMM trades between two assets X and Y , and maintains a set of asset reserves — x units of X and y units of Y . Its trading strategy is defined by its *trading function* $f(\cdot, \cdot)$.

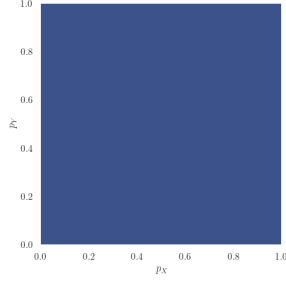


Fig. 2. Constant belief function, leads to the constant product market maker.

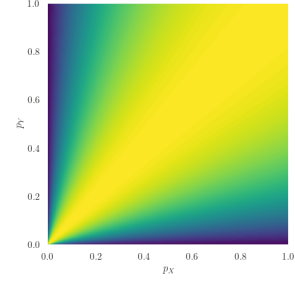


Fig. 3. Belief function $\psi(p_X, p_Y) = \frac{p_X p_Y}{(p_X + p_Y)^2}$, leads to the LMSR market maker

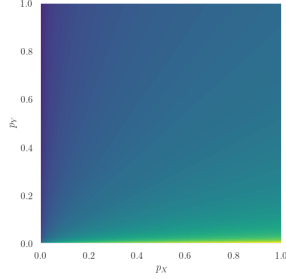


Fig. 4. Belief function $\psi(p_X, p_Y) = \left(\frac{p_X}{p_Y}\right)^{1/5}$, leads to the weighted product market maker.

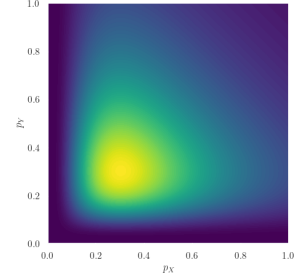


Fig. 5. Lognormal belief function, leads to the Black-Scholes based market maker.

Fig. 6. Belief functions on future prices of the underlying assets relative to a numeraire.

A CFMM accepts a trade of $\Delta_X \geq 0$ units of X in exchange for $\Delta_Y \geq 0$ units of Y if and only if $f(x, y) = f(x - \Delta_X, y + \Delta_Y)$, and if the new reserves $(x - \Delta_X, y + \Delta_Y)$ lie in the nonnegative orthant (and vice versa when trading Y for X).

All of the trading functions discussed in this work have the following properties.

Assumption 1: A trading function $f(\cdot, \cdot): \mathbb{R}^2 \rightarrow \mathbb{R}$ is continuous, non-negative, increasing in every coordinate, and strictly quasi-concave.

The assumption that f is increasing and quasi-concave is standard in the literature (e.g. [8]). We assume strict quasi-concavity for clarity of exposition. A CFMM is created by a “Liquidity Provider,” an agent who provides the initial set of asset reserves and chooses the constant function.

At any set of asset reserves, the CFMM’s trading function implicitly defines a marginal exchange rate (the “spot exchange rate”) for a trade of infinitesimal size.

Definition 3.2 (Spot Exchange Rate): In a CFMM with trading function f at asset reserves (x_0, y_0) in the positive orthant, the spot exchange rate is $-\frac{\partial f}{\partial X} / \frac{\partial f}{\partial Y}$ at (x_0, y_0) .

When f is not differentiable, we define the spot exchange rate analogously as any subgradient of f . When $x_0 = 0$, the spot exchange rate is $[-\frac{\partial f}{\partial X} / \frac{\partial f}{\partial Y}, \infty)$, and when $y_0 = 0$, the spot exchange rate is $[0, -\frac{\partial f}{\partial X} / \frac{\partial f}{\partial Y}]$.

These definitions directly lead to some useful observations.¹

Observation 1: If f is strictly quasi-concave, then for any constant $K > 0$ and spot exchange rate p , there is a unique point (x, y) where $f(x, y) = K$ and p is a spot exchange rate at (x, y) .

Observation 2: If f is strictly increasing in both X and Y at every point on the positive orthant, then for a given constant function value K , the amount of Y in the CFMM reserves uniquely specifies the amount of X in the reserves, and vice versa.

Observations 1 and 2 imply that the amounts of X and Y in the reserves can be written as functions $X(p)$ and $Y(p)$ (for notational clarity, we implicitly assume an initial set of reserves that defines the constant K).

¹We include proofs in Appendix B.1 for completeness.

Observation 3: $Y(p)$ is monotone nondecreasing.

Lemma 3.3: The function $Y(p)$ is differentiable when f is twice-differentiable on the nonnegative orthant, f is 0 when $x=0$ or $y=0$, and Assumption 1 holds.

Finally, observe that when there are two markets between X and Y , a trader can e.g. buy X on one market and sell X for a higher price on the other market, thereby bringing the exchange rates on the two markets into alignment and, in doing so, earning a profit [8]. We assume in this work that there are always rational traders engaged in this type of arbitrage activity.

4 Model

We now turn to our trading model and our formulation of market liquidity.

Definition 4.1 (System Model): (1) There are two assets X and Y , and a relatively liquid “primary” external market that provides a (public) reference exchange rate between X and Y .

(2) A Liquidity Provider creates a CFMM that trades between X and Y by providing an initial set of reserves and choosing a trading function.

(3) Whenever the reference exchange rate on the external market changes, arbitrageurs immediately realign the CFMM’s spot exchange rate with the reference exchange rate.²

(4) At every timestep, a trader may trade with the CFMM (Definition 4.5).

We derive from this model a natural formulation of the *liquidity* of a CFMM as a function of its spot exchange rate (Definition 4.7). Informally, the liquidity of a CFMM around an exchange rate p is the amount of trading that the CFMM can support before its spot exchange rate shifts significantly away from p (Definitions 4.2, 4.4).

As the reference exchange rate is public knowledge, traders using the CFMM can compare the exchange rate that a CFMM offers with the reference rate. This difference is the *slippage* of a trade with a CFMM.

Definition 4.2 (Slippage): The overall exchange rate of a trade of y units of Y for x units of X is $p' = y/x$ units of Y per X . Relative to a reference exchange rate of p units of Y per X , the *slippage* of this trade is $\frac{p'}{p}$.

Traders in our model are willing to tolerate a small but bounded amount of slippage.

Definition 4.3 (Trade Request): A *Trade Request* with a CFMM is a request to SELL or BUY k units of X or Y , on the condition that the slippage of the trade is at most ε — in other words, a trade request is a tuple (SELL or BUY, X or Y , k , ε). A request to SELL X (resp. Y) is a request to sell k units of X (resp. Y) for as many units of Y (resp. X) as possible. Analogously, a request to BUY X (resp. Y) is a request to buy k units of X (resp. Y) by selling as few units of Y (resp. X) as possible.

Definition 4.4 (Trade Success): A trade request trading (SELL or BUY) Y for X with slippage tolerance ε succeeds if and only if the CFMM can satisfy the trade with an overall exchange rate p' and, for the reference exchange rate p , $\frac{p'}{p} \leq 1 + \varepsilon$. Requests exchanging X for Y succeed if the analogous condition in the other direction is satisfied. If a request succeeds, then the CFMM transfers assets accordingly. Otherwise, the trade fails (and the CFMM’s reserves are unchanged).

This notion of trade success mirrors the operation of CFMMs in practice; users typically know the value of an asset on an external market, and supply a trade size and slippage parameter when submitting a trade request (e.g. [1, 2]).

Putting these definitions together gives the trading model of our study.

Definition 4.5 (Trading Model): A new trade request (to SELL or to BUY X or Y , according to some distribution) arrives at every timestep. The size of the trade order is drawn from some distribution $size(\cdot)$. Each request tolerates the same maximum slippage ε . The CFMM attempts to satisfy this trade order, and unsatisfied requests are not retried.

Every successful trade changes the reserves of the CFMM; as such, this model induces a Markov chain on the state of the CFMM’s reserves. Natural restrictions on the distribution of the trade size (made explicit below) make this Markov chain ergodic. We study, therefore, the expected fraction of trade requests that a CFMM can satisfy when its state is drawn from the stationary distribution of this Markov chain (we formalize this notion in Definition 4.10). Of course, this Markov chain depends on the external reference exchange rate. We assume that the Markov chain, at a given reference exchange rate, has sufficient time to mix before the reference exchange rate changes.

²There is always a strictly profitable arbitrage trade to be made when the CFMM’s spot exchange rate differs from the reference exchange rate [9]; this phenomena is akin to “stale quote sniping” in traditional exchanges [15].

4.1 Liquidity

A CFMM with high *liquidity* at a given exchange rate p can sell e.g. many units of X before its spot exchange rate changes substantially. In other words, the liquidity captures the amount of capital implicitly allocated for market-making when the exchange rate is p . To be specific, definition 4.6 captures precisely the set of asset reserve states of a CFMM in which the CFMM’s spot rate is at most a $1 + \varepsilon$ factor away from the reference exchange rate p . $L_\varepsilon(p)$, therefore, approximately captures the state space of the Markov chain induced by the trading model in Definition 4.5.

Recall from Observation 1 that the amount of Y in a CFMM’s reserves can be expressed as a function $Y(p)$ of the spot exchange rate p .

Definition 4.6 ($L_\varepsilon(p)$): $L_\varepsilon(p)$ is the interval $[Y(p/(1+\varepsilon)), Y(p(1+\varepsilon))]$.

The choice of X or Y in Definition 4.6 is arbitrary; by Observation 2, the amount of one asset uniquely specifies the amount of the other asset in the CFMM reserves. In the rest of the discussion, we describe CFMM reserve states by the amount of Y in the reserves. By Observation 3, $Y(p/(1+\varepsilon)) \leq Y(p(1+\varepsilon))$, so $L_\varepsilon(p)$ is always well-defined. We then extend Definition 4.6 to discuss liquidity at a single spot exchange rate.

Definition 4.7 (Liquidity): The liquidity at an exchange rate p , $L(p)$, is $\lim_{\varepsilon \rightarrow 0} \frac{|L_\varepsilon(p)|}{2 \ln(1+\varepsilon)}$.

Observe that $L(p)$ naturally captures an allocation of capital to market-making on the full range of exchange rates. We conclude this section with some convenient facts about $L(p)$.

Lemma 4.8: If the function $Y(p)$ (as in Observation 1) is differentiable, then $L(p) = \frac{dY(p)}{d \ln(p)}$.

Again, the choice of X or Y is arbitrary in Definition 4.7; Lemma 4.9 gives an alternative definition using X instead of Y .

Our definition of liquidity $L(p)$ is closely related to other definitions of liquidity in the literature. Robinson [32] uses $\frac{dY(p)}{d\sqrt{p}}$, which is equivalent to $L(p)/\sqrt{p}$. Milonis et al. [29] introduce a notion of “instantaneous Loss-Versus-Rebalancing”. This quantity is proportional to $-\frac{p^2 dX(p)}{dp}$ (Theorem 1 and Lemma 1, [29]), which is equivalent to $L(p)$ (note that constant factors here do not matter in our framework).

Lemma 4.9: $\frac{dY}{d \ln(p)} = p \frac{dX}{d \ln(1/p)}$ (when $Y(p)$ is differentiable).

Observation 4:

- (1) The amount of Y in a CFMM’s reserves, with current spot exchange rate p_0 , is $\int_0^{p_0} \frac{L(p)}{p} dp$.
- (2) The amount of X in a CFMM’s reserves, with current spot exchange rate p_0 , is $\int_{p_0}^\infty \frac{L(p)}{p^2} dp$.
- (3) The amount of Y that enters the CFMM’s reserves as the spot exchange rate moves from p_1 to p_2 (for $p_1 < p_2$) is $\int_{p_1}^{p_2} \frac{L(p)}{p} dp$.
- (4) $L_\varepsilon(p) = \int_{p/(1+\varepsilon)}^{p(1+\varepsilon)} \frac{L(p)}{p} dp$

4.2 CFMM Inefficiency

The last piece of our model is our notion of *CFMM Inefficiency*; informally, we need an expression that approximates the fraction of trade requests that a CFMM fails to satisfy. As discussed above, Definition 4.5 induces a Markov chain on the state of a CFMM’s reserves, and we wish to quantify the expected fraction of trades that fail during the evolution of this chain. We assume that the reference exchange rate changes relatively infrequently (so that this Markov chain has time to mix well) and study the chain’s stationary distribution.

The precise details of the induced Markov chain (we give two examples below) depends on the trade size distribution (and instantiation-specific assumptions). However, common to many natural distributions is the phenomena that (when the reference exchange rate is p) the chance that a trade request of size k units of Y fails is approximately $\frac{k}{L_\varepsilon(p)}$. This approximation is closest when the k is much smaller than $L_\varepsilon(p)$. As such, the rest of this work implicitly makes the following assumption

Assumption 2 (Small Trade Size): Trade sizes k are typically much smaller than $|L_\varepsilon(p)|$.

Observe also that $L_\varepsilon(p) = \int_{p/(1+\varepsilon)}^{p(1+\varepsilon)} L(p) d \ln(p)$ (Observation 4). If $L(\cdot)$ is relatively constant about a neighborhood of some exchange rate p_0 , then $|L_\varepsilon(p_0)| \sim L(p_0) \cdot 2 \ln(1+\varepsilon)$, and so, for small trade sizes k , the chance that a trade fails is proportional to $k/L(p)$.

With this in mind, we define the following “CFMM Inefficiency” metric.

Definition 4.10 (CFMM Inefficiency): The CFMM's inefficiency at an exchange rate p , with regard to a trade of size k units of Y , is $\frac{k}{L(p)}$. The inefficiency of a trade denominated in X is equivalent to the inefficiency of a trade of size kp units of Y .

4.2.1 Example: Discrete Trade Sizes

Consider as a first example the following natural trade request distribution.

Definition 4.11 (Size- k Trade Distribution): A trade request arrives at each timestep with probability $q < 1$ and buys or sells k units of Y , where buying or selling is chosen with equal probability (and each request tolerates a constant slippage ε).

For the rest of this section, assume that the reference exchange rate is some unchanging p . The requirement that $q < 1$ ensures that the Markov chain is ergodic.

Lemma 4.12: When trades are drawn from the size- k trade distribution (Definition 4.11), if the CFMM starts with y_0 units of Y , then the stationary distribution of the induced Markov chain is uniform over the points $\{kn + y_0 \mid n \in \mathbb{Z}, n_{\min} \leq n \leq n_{\max}\}$ for some integers n_{\min}, n_{\max} .

Furthermore, $n_{\max} - n_{\min} \geq \frac{|L_\varepsilon(p)|}{k} \geq n_{\max} - n_{\min} - 2$, where p is the reference exchange rate.

PROOF. The only reserve states reachable from y_0 under the size- k trade distribution are a subset of the points $\{kn + y_0 \mid n \in \mathbb{Z}\}$.

A trade of size k and slippage ε fails if the spot exchange rate of the CFMM is already above $p(1 + \varepsilon)$. Thus, there must be some n_{\max} that upper bounds the reachable state space. A similar argument shows that n_{\min} must exist. Note that n_{\min} and n_{\max} always exist, even when $k \gg |L_\varepsilon(p)|$ (in which case $n_{\min} = n_{\max}$).

By the quasi-concavity of the CFMM trading function, the overall exchange rate of a trade must be between the spot exchange rates before and after the trade. Therefore, for any $n \in \mathbb{Z}$, an attempt to sell k units of Y must succeed if $kn + y_0 + k \in L_\varepsilon(p)$. Thus, n_{\max} must be such that $(n_{\max} + 1)k + y_0 \notin L_\varepsilon(p)$ and $(n_{\max} - 1)k + y_0 \in L_\varepsilon(p)$. A similar argument holds for n_{\min} .

In other words, the set of reachable states is equal to a sequence of discrete points, all but the endpoints of which must be contained within $L_\varepsilon(p)$. Thus, $n_{\max} - n_{\min} \geq \frac{|L_\varepsilon(p)|}{k}$, and $(n_{\max} - 1) - (n_{\min} + 1) \leq \frac{|L_\varepsilon(p)|}{k}$.

The Markov chain, therefore, is a random walk on a finite sequence of points, with equal probability of moving in either direction on the sequence (remaining in place at the endpoints, instead of walking beyond the end). Standard results on Markov chains (e.g. Example 1.12, [27]) show that the Markov chain is ergodic and the stationary distribution is uniform over these points. \square

Once this Markov chain mixes, therefore, the chance at any timestep that a trade fails is the chance that the trade fails if the CFMM is in a state that is randomly sampled from this Markov chain.

Lemma 4.13: When trades are drawn from the discrete distribution of size k (Definition 4.11), the probability that a trade fails is between $\min(1, \frac{k}{|L_\varepsilon(p)|})$ and $\frac{k}{|L_\varepsilon(p)| + 2k}$.

PROOF. Let $n = n_{\max} - n_{\min}$, as defined in Lemma 4.12. If $n = 0$, then the transaction failure chance is 1, so $k \geq |L_\varepsilon(p)|$ and the theorem holds. Otherwise, the transaction failure chance is $\frac{1}{n}$, because transactions only fail at the endpoints of the sequence of reachable states.

Then $n \geq \frac{|L_\varepsilon(p)|}{k}$ and $n \leq \frac{|L_\varepsilon(p)|}{k} + 2$, so $\frac{k}{|L_\varepsilon(p)| + 2k} \leq \frac{1}{n} \leq \frac{k}{|L_\varepsilon(p)|}$. \square

4.2.2 Example: Continuous Distribution of Trade Sizes

The same trade failure chance appears when trade sizes have some arbitrary (continuous) distribution.

Definition 4.14: Let $size(\cdot)$ be some distribution on $\mathbb{R}_{\geq 0}$ with support in a neighborhood of 0.

A trader appears at every timestep. The trade has size k units of Y , where k is drawn from $size(\cdot)$. A trade buys or sells from the CFMM with equal probability.

This definition implicitly encodes an assumption that the amount of trading from X to Y is balanced in expectation against the amount of trading from Y to X .

An additional assumption makes this setting analytically tractable.

Assumption 3 (Strict Slippage): Trade requests measure slippage relative to the post-trade *spot exchange rate* of the CFMM, not the overall exchange rate of the trade.

In other words, a trade request succeeds if and only if it would move the CFMM’s reserves to some state within $L_\varepsilon(p)$.

Lemma 4.15: Let M be the Markov chain defined by the state of Y in the asset reserves of the CFMM with $Y \in L_\varepsilon(p)$ and transitions induced by trades drawn from the distribution in Definition 4.14. The stationary distribution of M is uniform over $L_\varepsilon(p)$.

PROOF. Follows from standard facts about Markov chains. This Markov chain is an instance of the chains analyzed in Theorem 4.5 of Goel et al. [24]. □

PROPOSITION 4.16. *The probability that a trade of size k units of Y fails is approximately $\min(1, \frac{k}{|L_\varepsilon(p)|})$, where the approximation error is up to Assumption 3.*

PROOF. The probability that a (without loss of generality) sell of size k units of Y fails is equal to the probability that a state y , drawn uniformly from the range $L_\varepsilon(p) = [y_1, y_2]$, lies in the range $[y_2 - k, y_2]$. Lemma 4.15 shows this probability is $\min(1, \frac{k}{y_2 - y_1})$. □

5 Optimizing for Liquidity Provision

How should liquidity providers decide on how to allocate capital to market-making at different exchange rates? This question is the core topic of our work. At any point in time, only the capital deployed near the reference exchange rate is effectively useable for market-making. Thus, the “optimal” CFMM design necessarily depends on a liquidity provider’s belief on the future distribution of exchange rates.

We show here that a liquidity provider’s beliefs on future asset valuations can be compiled directly into an optimal (in expectation) CFMM design, which is the solution to a convex optimization problem (Theorem 5.5). Specifically, the optimization framework outputs a capital allocation $L(\cdot)$ (as in Definition 4.7) that minimizes the expected fraction of trades that the CFMM fails to satisfy (Proposition 5.2). Ultimately, we show that this relationship goes both ways; a liquidity allocation uniquely specifies an equivalence class of beliefs (Corollary 5.16). Recall that per Observation 4, a liquidity allocation $L(\cdot)$ fully specifies a CFMM trading function.

This section discusses “optimality” from a viewpoint of minimizing CFMM inefficiency; however, we show in §7.1 that the exact same optimization framework, with an adjusted belief function, computes a CFMM that maximizes expected CFMM fee revenue. Furthermore, we show in §7.2 how to add a term to the objective of this program to account for financial losses incurred during CFMM operation; as such, this program can also compute optimal trading functions for profit-seeking liquidity providers.

5.1 A Liquidity Provider’s Beliefs

We represent a liquidity provider’s beliefs on future asset prices as a function of a base “numeraire” currency (such as USD), instead of one of X or Y . This is because traders and liquidity providers usually denominate their profits, losses, and trade amounts in their native currency.

Definition 5.1 (Liquidity Provider’s Belief): The *belief* of a liquidity provider is a function $\psi(x, y): \mathbb{R}^2 \rightarrow \mathbb{R}_+$ such that it believes that at a future time, asset X will have price p_X (relative to the numeraire) and Y will have price p_Y with probability proportional ³ to $\psi(p_X, p_Y)$.

A belief function $\psi(x, y)$ has the following properties:

- (1) $\psi(p_X, p_Y) \geq 0$ for all $(p_X, p_Y) \in \mathbb{R}^2$.
- (2) ψ is integrable on any set of the form $\{p_X, p_Y \mid p_1 \leq p_X/p_Y \leq p_2\}$ for $p_1, p_2 \neq 0$.
- (3) There exists p_1, p_2 so that the integral of ψ on the set $\{p_X, p_Y \mid p_1 \leq p_X/p_Y \leq p_2\}$ is nonzero.
- (4) $\psi(p_X, p_Y)$ is 0 when p_X or $p_Y \leq 0$.
- (5) The set $\{p_X, p_Y \mid \psi(p_X, p_Y) > 0\}$ is open, and ψ is continuously differentiable on this set.
- (6) The integral of $\psi(p_X, p_Y)$ over its entire domain is a well-defined positive value.

³We do not normalize the belief function to integrate to 1 for ease of analysis later on.

Define the integral of ψ over its domain to be $N_\psi = \int_{p_X, p_Y} \psi(p_X, p_Y) dp_X dp_Y$.

This definition is strictly more flexible than a one-dimensional notion of a belief (i.e. a belief on the exchange rate between X and Y). A one-dimensional belief could be defined, for example, as nonzero only on the horizontal line where $p_Y = 1$ (with an appropriate adjustment to the notion of integrating over the belief). This flexibility will be important when we turn to the incentives of profit-seeking liquidity providers (§7.2).

5.2 Belief Functions From Price Dynamics

A liquidity provider might not have just a belief about the distribution of future asset prices, but also some belief about how an asset's price will evolve over time. Applying time-discounting to beliefs about dynamics results in a belief distribution as in Definition 5.1.

Let $g(p_X, p_Y)$ be any continuous function of asset prices, α be the discounting parameter, and p_X^t and p_Y^t be stochastic processes that are believed to represent future asset price dynamics.

Then the time-discounted expected value of g is

$$\mathbb{E}(g) = \int_{t=0}^{\infty} \int_{p_X^t, p_Y^t} e^{-\alpha t} g(p_X^t, p_Y^t) dp_X^t dp_Y^t dt$$

Let $\rho_t(p_X, p_Y)$ be the joint probability density function at time t of p_X^t and p_Y^t . By linearity of expectation and changing the order of integration,

$$\mathbb{E}(g) = \int_{p_X, p_Y} \int_{t=0}^{\infty} e^{-\alpha t} g(p_X, p_Y) \rho_t(p_X, p_Y) dt dp_X dp_Y$$

Observe that $\mathbb{E}(g)$, where the expectation is over the price dynamics, is therefore equivalent to the expected value of g with respect to the static belief function $\phi(p_X, p_Y) = \int_{t=0}^{\infty} e^{-\alpha t} \rho_t(p_X, p_Y) dt$.

This holds for any continuous function g , which includes CFMM inefficiency (as in Proposition 5.2) but also expected profit and loss (as in §7).

5.3 From Beliefs to a Convex Program

5.3.1 Objective: Minimize Inefficiency

PROPOSITION 5.2. *For trade orders on a CFMM trading in X and Y , suppose that every trade order is for one unit numeraire's worth of either X or Y , and buys or sells the asset in question with equal probability.*

The expected CFMM inefficiency is $\left(\int_{p_X, p_Y} \frac{\psi(p_X, p_Y)}{p_Y L(p_X/p_Y)} dp_X dp_Y \right) / \left(\int_{p_X, p_Y} \psi(p_X, p_Y) dp_X dp_Y \right)$. We define the integral over only the points where $\psi(p_X, p_Y) > 0$. Further, we define $\psi(p_X, p_Y)/L(p_X/p_Y)$ to be ∞ when $L(p_X/p_Y) = 0$.

PROOF. Suppose that a trader order is for 1 unit of numeraire's worth of X with probability α , and for 1 unit of numeraire's worth of Y with probability $1 - \alpha$. The size of a trade denominated in X is therefore $1/p_X$, and the size of a trade denominated in Y is $1/p_Y$.

Recall from Definition 4.10 that at a given set of reference prices p_X, p_Y , the CFMM inefficiency for a trade buying or selling 1 numeraire's worth of X is $\frac{p}{p_X} \frac{1}{L(p_X/p_Y)} = \frac{p_X}{p_Y p_X} \frac{1}{L(p_X/p_Y)} = \frac{1}{p_Y L(p_X/p_Y)}$. Similarly, also from Definition 4.10, the CFMM inefficiency corresponding to a trade of 1 numeraire's worth of Y is $\frac{1}{p_Y} \frac{1}{L(p_X/p_Y)}$.

Hence, the overall expected CFMM inefficiency is

$$\frac{1}{N_\psi} \int_{p_X, p_Y} \psi(p_X, p_Y) \left(\frac{\alpha}{p_Y L(p_X/p_Y)} + \frac{1-\alpha}{p_Y L(p_X/p_Y)} \right) dp_X dp_Y$$

which is equivalent to

$$\frac{1}{N_\psi} \int_{p_X, p_Y} \frac{\psi(p_X, p_Y)}{p_Y L(p_X/p_Y)} dp_X dp_Y$$

□

For clarity of exposition, we focus on the scenario where each order trades 1 unit of the numeraire's worth of value. Our model can study, however, scenarios where trade size is a function of p_X and p_Y . The CFMM inefficiency is a linear function of trade size, and as such, a distribution of trade sizes can be multiplied with the belief in the numerator of

the expression for expected CFMM inefficiency.

Note also that Proposition 5.2 implies that our choice of X or Y as the asset to trade is arbitrary. It does not matter if we define our model as buying and selling X or buying and selling Y (or some combination thereof) — in either case, the expression for failure chance would be the same.

In this section, we discuss the case of a liquidity provider concerned only with the problem of creating a CFMM that facilitates as much trading as possible in expectation. §7 extends this optimization framework to incorporate loss due to price fluctuations and revenue generated from transaction fees.

5.3.2 Constraints: A Finite Budget for Market-Making

The asset reserves of a CFMM are finite. Clearly, the best CFMM has liquidity $L(p) = \infty$ at every exchange rate p , but this would require an infinite amount of each asset (Observation 4). We model a liquidity provider with a fixed budget B , and creates a CFMM when the reference exchange rates of X and Y in the numeraire are P_X and P_Y , respectively. With this budget, the liquidity provider can purchase (or borrow) any amount of X and Y , say, X_0 and Y_0 , subject to the constraint that $P_X X_0 + P_Y Y_0 \leq B$. With this intuition, we have the following technical lemmas:

Lemma 5.3: Given a purchasing choice of X_0 and Y_0 , the liquidity provider can choose $L(\cdot)$ and set the initial spot exchange rate of the CFMM to be p_0 , subject to the following asset conservation constraints.

- (1) $\int_0^{p_0} \frac{L(p)}{p} dp \leq Y_0$
- (2) $\int_{p_0}^{\infty} \frac{L(p)}{p^2} dp \leq X_0$

PROOF. Follows from Observation 4. □

Lemma 5.4: For any two budgets B, B' with $B' > B$ and any capital allocation $L_1(\cdot)$ satisfying the constraints of Lemma 5.3 with budget B , there exists a capital allocation $L_2(\cdot)$ satisfying the constraints of Lemma 5.3 using the larger budget B' that gives a strictly lower expected CFMM inefficiency.

PROOF. Duplicate $L_1(\cdot)$ and build $L_2(\cdot)$ by allocating the extra capital $B' - B$ to any p with $\psi(p, 1) > 0$. □

We assume that a rational liquidity provider sets the initial spot exchange rate of the CFMM to be equal to the current reference exchange rate (i.e. $p_0 = \frac{P_X}{P_Y}$). If not, a trader could arbitrage the CFMM against an external market. The arbitrage profit of this trader is the liquidity provider's loss, which effectively reduces the liquidity provider's initial budget.

5.4 A Convex Program for Liquidity Allocation

Our convex program combines the above objective and constraints to compute an optimal liquidity allocation $L(p)$. This program is crucial for the rest of our results. The core of the rest of this work is in using this program to understand the relationship between liquidity provider beliefs and optimal liquidity allocations.

Theorem 5.5: Suppose that the initial reference prices of assets X and Y are P_X and P_Y , and that a liquidity provider has initial budget $B > 0$ and belief function $\psi(\cdot, \cdot)$.

The optimal liquidity provision strategy, $L(\cdot)$, is the solution to the following convex optimization problem. The decision variables are X_0, Y_0 , and $L(p)$ for each exchange rate $p > 0$ ⁴.

$$\begin{aligned}
 & \text{minimize} \int_{p_X, p_Y} \frac{\psi(p_X, p_Y)}{p_Y L(p_X/p_Y)} dp_X dp_Y \\
 & \text{subject to} \int_0^{p_0} \frac{L(p)}{p} dp \leq Y_0 \\
 & \int_{p_0}^{\infty} \frac{L(p)}{p^2} dp \leq X_0 \\
 & X_0 P_X + Y_0 P_Y \leq B \\
 & L(p) \geq 0 \qquad \qquad \qquad \forall p > 0
 \end{aligned}$$

⁴In truth, the optimization is over a Banach space with one dimension for each $p > 0$; we elide this technicality when possible for clarity of exposition.

PROOF. The $L(\cdot)$ that solves the optimization problem clearly minimizes the expected transaction failure chance (the expression in Proposition 5.2)⁵, while satisfying the liquidity provider's budget constraint.

The objective and the constraints are integrals of convex functions, and thus are convex.

This optimization problem is over a Banach space (there are uncountably many $L(p)$). Well-established results from the theory of optimization over Banach spaces show that optimal solutions exist (Theorem 47.C, [35]) and that the KKT conditions are well defined (§4.14, Proposition 1, [36]). \square

A CFMM offers only a spot exchange rate (X relative to Y), not a spot valuation for each asset (relative to the numeraire). In this light, we find that our program's objective can be rearranged to one that depends only on ratios of valuations.

Lemma 5.6: Define r, θ to be the standard polar coordinate transformation, with $p_X = r \cos(\theta)$ and $p_Y = r \sin(\theta)$.

$$\int_{p_X, p_Y} \frac{\psi(p_X, p_Y)}{p_Y L(p_X/p_Y)} dp_X dp_Y = \int_{\theta} \left(\frac{1}{L(\cot(\theta)) \sin(\theta)} \int_r \psi(r \cos(\theta), r \sin(\theta)) dr \right) d\theta$$

PROOF. Follows by standard algebraic manipulations ($dp_X dp_Y = r dr d\theta$). \square

As a consequence, this rearrangement reveals a useful equivalence class among liquidity provider beliefs.

Corollary 5.7: Any two beliefs ψ_1, ψ_2 give the same optimal liquidity allocations if there exists a constant $\alpha > 0$ such that for every θ ,

$$\int_r \psi_1(r \cos(\theta), r \sin(\theta)) dr = \alpha \int_r \psi_2(r \cos(\theta), r \sin(\theta)) dr$$

Corollary 5.8: Define $\varphi_{\psi}(\theta) = \int_r \psi(r \cos(\theta), r \sin(\theta)) dr$.

Then

$$\int_{p_X, p_Y} \frac{\psi(p_X, p_Y)}{p_Y L(p_X/p_Y)} dp_X dp_Y = \int_p \frac{\varphi_{\psi}(\cot^{-1}(p)) \sin(\cot^{-1}(p))}{L(p)} dp$$

Corollary 5.8 enables a straightforward construction of a feasible solution to the optimization problem.

Lemma 5.9: The optimization problem of Theorem 5.5 always has a solution with finite objective value.

Corollary 5.10: On any set of nonzero measure, we cannot have $\psi(p_X, p_Y) > 0$ and $L(p_X/p_Y) = 0$.

PROOF. Follows from Lemma 5.9. \square

5.5 Optimality Conditions

We first give some lemmas about the structure of optimal solutions to the liquidity provision problem.

Lemma 5.11: The following hold at any optimal solution.

- (1) $\int_0^{p_0} \frac{L(p)}{p} dp = Y_0$
- (2) $\int_{p_0}^{\infty} \frac{L(p)}{p^2} dp = X_0$
- (3) $X_0 P_X + Y_0 P_Y = B$

Using the simplifications implied by Lemma 5.11, the KKT conditions on optimality (§5.5.3, [17]) are the following:

Lemma 5.12 (KKT Conditions): Let λ_Y, λ_X , and λ_B be the Lagrange multipliers for the first, second, and third constraints in the optimization problem of Theorem 5.5. Let $\{\lambda_{L(p)}\}$ be the Lagrange multipliers for each $L(p) \geq 0$ constraint.

When $\varphi_{\psi}(\cot^{-1}(p)) > 0$:

- (1) For all p with $p \geq p_0$, $\frac{\lambda_X}{p^2} = \frac{1}{L(p)^2} \varphi_{\psi}(\cot^{-1}(p)) \sin(\cot^{-1}(p)) + \lambda_{L(p)}$.
- (2) For all p with $p \leq p_0$, $\frac{\lambda_Y}{p} = \frac{1}{L(p)^2} \varphi_{\psi}(\cot^{-1}(p)) \sin(\cot^{-1}(p)) + \lambda_{L(p)}$.
- (3) $\lambda_X = P_X \lambda_B$ and $\lambda_Y = P_Y \lambda_B$.

When $\varphi_{\psi}(\cot^{-1}(p)) = 0$:

- (1) For all p with $p \geq p_0$, $\frac{\lambda_X}{p^2} = \lambda_{L(p)}$.
- (2) For all p with $p \leq p_0$, $\frac{\lambda_Y}{p} = \lambda_{L(p)}$.

⁵The normalization term in the denominator is dropped for clarity since it doesn't change the solution of the problem.

(3) $\lambda_X = P_X \lambda_B$ and $\lambda_Y = P_Y \lambda_B$.

PROOF. These are the KKT conditions of the optimization problem in Theorem 5.5. $\{L(p)\}$ is a functional over a Banach space. This functional exists for every optimal solution by Proposition 1 of §4.14 of [36]. Note that that proposition requires the objective to be continuously differentiable in a neighborhood of the optimal solution; this does not hold when the optimization problem is as written and there is some p so that φ_ψ goes continuously to 0 at p (but is nonzero near p). In this case, one could replace $L(p)$ by $L(p) + \varepsilon$ in the denominator of the objective, for some arbitrarily small ε . This would cause a small distortion in $L(p)$. We elide this technicality for clarity of exposition. Continuous differentiability of the objective on a neighborhood where $L(p) > 0$ for all p with $\varphi(\cot^{-1}(p)) > 0$ follows from the assumption that ψ is continuously differentiable on the set where $\psi(p_X, p_Y) > 0$, and that this set is open. \square

Lemma 5.12 and Corollary 5.13 together imply that the behavior of a CFMM that results from an optimal solution is well-defined.

Corollary 5.13: The integral $Y(\hat{p}) = \int_0^{\hat{p}} \frac{L(p)dp}{p}$ is well defined for every \hat{p} and $Y(\cdot)$ is monotone nondecreasing and continuous.

The KKT conditions immediately imply the following facts about any optimal solution.

Lemma 5.14: (1) $\lambda_Y Y_0 = \int_0^{p_0} \frac{\varphi_\psi(\cot^{-1}(p)) \sin(\cot^{-1}(p))}{L(p)} dp$ and $\lambda_X X_0 = \int_{p_0}^\infty \frac{\varphi_\psi(\cot^{-1}(p)) \sin(\cot^{-1}(p))}{L(p)} dp$.
 (2) $Y_0 > 0$ implies $\lambda_Y > 0$. Similarly, $X_0 > 0$ implies $\lambda_X > 0$.
 (3) $L(p) \neq 0$ if and only if $\lambda_{L(p)} = 0$ (unless, for $p \leq p_0$, $\lambda_Y = 0$ or for $p \geq p_0$, $\lambda_X = 0$).
 (4) The objective value is $\lambda_Y Y_0 + \lambda_X X_0$.
 (5) $\frac{\lambda_X}{P_X} = \frac{\lambda_Y}{P_Y}$.

5.5.1 Consequences of KKT Conditions

Lemma 5.14 shows that the fraction of liquidity allocated to an exchange rate p is a function only of the liquidity provider's (relative) belief that the future exchange rate will be p . To be specific, except through an overall scalar, there is no interaction between the values of $L(\cdot)$ at different relative exchange rates.

PROPOSITION 5.15. *At an optimal allocation, $L(p)$ is a function of $\lambda_X, \lambda_Y, \varphi_\psi(\cot^{-1}(p)) \sin(\cot^{-1}(p))$, and p .*

PROOF. Restatement of Lemma 5.12. \square

Proposition 5.15 gives several important consequences. First, it shows that an optimal liquidity allocation can be inverted to give a set of beliefs of a liquidity provider that leads to the liquidity allocation.

Corollary 5.16: A liquidity allocation $L(\cdot)$ and an initial spot exchange rate p_0 are sufficient to uniquely specify an equivalence class of beliefs (as defined in Corollary 5.7) for which $L(\cdot)$ is an optimal allocation.

Second, Proposition 5.15 actually enables a natural, explicit construction of a belief that leads to $L(\cdot)$.

Corollary 5.17: Let P_X and P_Y be initial reference valuations, and let $L(\cdot)$ denote a liquidity allocation. Define the belief $\psi(p_X, p_Y)$ to be $\frac{(L(p_X/p_Y))^2}{p_X/p_Y}$ when $p_X \in (0, P_X]$ and $p_Y \in (0, P_Y]$, and to be 0 otherwise. Then $L(\cdot)$ is the optimal allocation for $\psi(\cdot, \cdot)$.

And finally, the KKT conditions (Lemma 5.12) imply that linear combinations of beliefs result in predictable combinations of liquidity allocations. Towards this, we have the following technical result which will also be useful in further proofs.

Corollary 5.18: Let ψ_1, ψ_2 be any two belief functions (that give φ_{ψ_1} and φ_{ψ_2}) with optimal allocations $L_1(\cdot)$ and $L_2(\cdot)$, and let $L(\cdot)$ be the optimal allocation for $\psi_1 + \psi_2$. Then $L^2(\cdot)$ is a linear combination of $L_1^2(\cdot)$ and $L_2^2(\cdot)$.

Furthermore, when φ_{ψ_1} and φ_{ψ_2} have disjoint support, $L(\cdot)$ is a linear combination of $L_1(\cdot)$ and $L_2(\cdot)$.

6 CFMMs and Beliefs

We turn now to the CFMMs deployed in practice. What do the choices of trading functions in large CFMMs reveal about the beliefs of practioners about future asset prices? In fact, the beliefs that are optimal for several widely-used trading functions closely match the widespread but informal intuition about these systems.

6.1 The Uniform, Independent Belief: Constant Product Market Makers

PROPOSITION 6.1. *Let $p_0 = P_X/P_Y$ be the initial exchange rate between X and Y and let $\psi(p_X, p_Y)$ be the belief that is 1 on $(0, P_X] \times (0, P_Y]$ and 0 otherwise. Suppose that every trade is for 1 unit of the numeraire's worth. The liquidity allocation $L(\cdot)$ that minimizes the CFMM inefficiency is the allocation implied by the trading function $f(x, y) = xy$.*

Of course, by Corollary 5.7, the belief that gives the constant product market maker is not unique. In particular, rescaling the belief to one defined analogously on the rectangle $(0, \alpha P_X] \times (0, \alpha P_Y]$ for any constant $\alpha > 0$ does not change the optimal liquidity allocation.

PROOF. Denote by $X(p), Y(p)$ the amounts of reserves held by the CFMM when it offers spot exchange rate p . For the CFMM $f(x, y) = xy$, we have $X(p)Y(p) = X_0Y_0$ and $p = Y(p)/X(p)$, so $Y(p)^2 = pX_0Y_0$ and $Y(p) = \sqrt{pX_0Y_0}$. Recall the definition of $L(p)$ from Lemma 4.8, i.e., $L(p) = \frac{dY(p)}{d \ln(p)}$. This gives $L(p) = \frac{\sqrt{pX_0Y_0}}{2}$.

Corollary 5.17 shows that a belief that leads to this liquidity allocation is $\frac{X_0Y_0}{4}$ on the rectangle $(0, P_X] \times (0, P_Y]$ and 0 elsewhere. The result follows by rescaling the belief (Corollary 5.7). \square

Proposition 6.1 captures the folklore intuition within Decentralized Finance regarding the circumstances in which constant product market makers are optimal. If a liquidity provider has no information regarding correlations in the reference valuations of assets (in terms of the numeraire), then the liquidity provider should choose one of these CFMMs because it allocates liquidity evenly across the entire range of exchange rates. To be specific, the liquidity available at a given exchange rate for purchasing Y from the CFMM is always proportional to the amount of Y in the reserves at that exchange rate.

6.2 Uniform Beliefs on Price Ranges: Concentrated Liquidity Positions

Some CFMMs (e.g. [5]) allow liquidity providers to create piecewise-defined trading strategies, often called “concentrated liquidity CFMMs.”

Definition 6.2 (Concentrated Liquidity CFMM): A “concentrated liquidity CFMM” is one with a trading curve $f'(x, y) = f(x + \hat{x}, y + \hat{y})$ for some constants \hat{x}, \hat{y} , and has nonzero liquidity on a smaller price range than f .

While a “concentrated liquidity CFMM” f' can be designed with any f , we will focus on those designed with $f(x, y) = xy$ since this has been widely adopted in practice after being introduced by [5].

Observe that this trading function differs from the constant product trading rule when x or y reaches 0. There exists a range of exchange rates (p_{\min}, p_{\max}) on which this CFMM makes the same trades as one based on the constant product rule. Outside of this range, the CFMM makes no trades. There is a direct mapping from (\hat{x}, \hat{y}) to (p_{\min}, p_{\max}) , we omit it here for clarity of exposition.

This trading function corresponds to a belief pattern that is restricted in a similar way; on the specified range of exchange rates, the belief is the same as that of Proposition 6.1, and 0 otherwise.

PROPOSITION 6.3. *Let $p_0 = P_X/P_Y$ be the initial exchange rate, let $p_{\min} < p_{\max}$ be two arbitrary exchange rates, and let $\psi(p_X, p_Y)$ be the belief that is 1 if and only if $0 \leq p_X \leq P_X$, $0 \leq p_Y \leq P_Y$, and $p_{\min} \leq p_X/p_Y \leq p_{\max}$. Suppose that every trade is for 1 unit's worth of the numeraire.*

The allocation $L(\cdot)$ that maximizes the fraction of successful trades is the allocation implied by a concentrated liquidity position with price range defined by p_{\min} and p_{\max} .

Liquidity providers who make markets using concentrated liquidity ranges implicitly expect that while the valuations of the two assets may move up and down, their movements are correlated; that is to say, the exchange rate always stays within some range. This belief exactly matches that intuition.

Corollary 6.4: The belief corresponding to multiple concentrated liquidity positions, which are defined on disjoint ranges of exchange rates, is a linear combination of the beliefs that correspond to the individual concentrated liquidity positions (as specified in Proposition 6.3).

PROOF. Application of Corollary 5.18. \square

6.3 Skew in Price Belief Distribution: Weighted Product Market Makers

Weighted Constant Product Market Makers add weights to a constant product curve to get trading functions of the form $f(x, y) = x^\alpha y$, for some constant $\alpha > 0$.

PROPOSITION 6.5. *Let the initial reference valuations be P_X and P_Y , and suppose that every trade is for 1 unit's worth of the numeraire.*

The belief $\psi(p_X, p_Y)$ defined as $\left(\frac{p_X}{p_Y}\right)^{\frac{\alpha-1}{\alpha+1}}$ when $(p_X, p_Y) \in (0, P_X] \times (0, P_Y]$ and 0 otherwise corresponds to the weighted product market maker $f(x, y) = x^\alpha y$.

This proposition shows that liquidity providers who use weighted product market makers expect that the value of one asset will typically be much higher than that of the other. Informally, more liquidity is allocated towards the higher ranges of exchange rates than the lower ranges, when $\alpha > 1$ (and vice versa for $\alpha < 1$). This CFMM therefore can satisfy a higher fraction of trades when the exchange rate from X to Y is high (resp. low). On the other hand, a skewed allocation means that some ranges suffer from much higher slippage for a fixed-size trade.

This intuition mirrors the description of how liquidity providers should choose the weight α [14]⁶ in a public deployment [28] of weighted product market makers.

This theorem reduces to Proposition 6.1 when $\alpha = 1$.

6.4 Logarithmic Market Scoring Rule

The logarithmic market scoring rule (LMSR) [26], which has been used extensively in the context of prediction markets, corresponds to a CFMM with trading function $f(x, y) = 2 - e^{-x} - e^{-y}$ [32].

PROPOSITION 6.6. *Let the initial reference exchange rates be P_X and P_Y , and suppose that every trade is for 1 unit of the numeraire's worth.*

The optimal trading function to minimize the expected CFMM inefficiency for the belief $\psi(p_X, p_Y)$ defined as $\frac{p_X p_Y}{(p_X + p_Y)^2}$ when $(p_X, p_Y) \in (0, P_X] \times (0, P_Y]$ and 0 otherwise, is $f(x, y) = 2 - e^{-x} - e^{-y}$.

Observe that ψ is symmetric about the line $p_Y = p_X$ —that is to say, $\psi(p_X, p_Y) = \psi(p_Y, p_X)$. We analyse this belief function in polar coordinates to get a better intuition. Note the term $\frac{r \cos(\theta) r \sin(\theta)}{(r \cos(\theta) + r \sin(\theta))^2} = \frac{\sin(2\theta)}{2(1 + \sin(2\theta))}$, which is maximized at $\theta = \pi/4$. For initial exchange rates with $P_X = P_Y$, the LMSR expects the relative exchange rate to concentrate about $\frac{p_X}{p_Y} = 1$. At extreme exchange rates ($\frac{p_X}{p_Y} \rightarrow 0$ or $\frac{p_X}{p_Y} \rightarrow \infty$), the belief goes to 0. The LMSR correspondingly allocates very little liquidity at extreme exchange rates.

7 Market-Maker Profit and Loss

Deploying assets within a CFMM has a real cost, and liquidity providers naturally want to understand the financial tradeoffs involved (instead of just minimizing CFMM inefficiency). Specifically, liquidity providers in CFMMs trade off revenue from transaction fees against losses due to adverse selection.

7.1 Fee Revenue

Many CFMM deployments charge a fixed-rate fee on every transaction. While some early instantiations automatically reinvested fee revenue within the CFMM reserves [4], more recent deployments choose not to [5]. We consider the case where fees are not automatically reinvested, and, for simplicity, the case where fees are paid in or immediately converted into the base numeraire currency.

Observe that a percentage-based fee charged on a trade is, from the seller's point of view, equivalent to a multiplicative reduction in received exchange rate. Slippage also measures the deviation of a seller's received exchange rate from the reference exchange rate. A transaction fee, therefore, has the same effect in our model on a CFMM's ability to settle trades as a reduction in a user's tolerated slippage.

Overall fee revenue depends on the rate at which users transact with the system, and the fraction of trades that the CFMM can settle.

Definition 7.1 (Transaction Rate Model): Denote as $rate_\varepsilon(p_X, p_Y)$ denote a liquidity provider's prediction on the volume of trades (in terms of the numeraire) attempted on the CFMM when the reference prices are p_X and p_Y and the fee is set to ε .

⁶Note that the documentation discusses price-adjusted weights, not the weights directly.

PROPOSITION 7.2. *The expected revenue of a CFMM within one unit of time, using transaction fee ε , is*

$$\mu(\text{rate}, \psi, \varepsilon) = \frac{\varepsilon}{N_\psi} \int_{p_X, p_Y} \text{rate}_\varepsilon(p_X, p_Y) \psi(p_X, p_Y) \left(1 - \frac{1}{p_Y L(p_X/p_Y)}\right) dp_X dp_Y$$

In any real-world setting, the fee ε influences the predilection of traders to use the CFMM. However, the transaction fee is a predetermined constant in many of the most widely used CFMM deployments. Uniswap V2, for example, sets a fixed 0.3% fee [4], and Uniswap V3 lets liquidity providers choose between three choices of fee rates [5]. In this model, liquidity providers would consider each fee rate they are allowed to set (or perform a grid search over many fee schedules), and then predict (through some external knowledge, outside the scope of this work) the transaction rate at that fee schedule.

Corollary 7.3: The liquidity allocation $L(\cdot)$ that maximizes fee revenue is same as the $L(\cdot)$ that minimizes

$$\int_{p_X, p_Y} \frac{\text{rate}_\varepsilon(p_X, p_Y) \psi(p_X, p_Y)}{p_Y L(p_X/p_Y)} dp_X dp_Y$$

which is in turn equal to the liquidity allocation $L(\cdot)$ which is optimal for a liquidity provider with belief $\text{rate}_\varepsilon(p_X, p_Y) * \psi(p_X, p_Y)$ and is concerned only with minimizing CFMM inefficiency.

In simpler terms, an expected distribution on future transaction rates is equivalent, in the eyes of the optimization framework, to a belief on future price distributions. A revenue-maximizing liquidity provider can therefore use the same optimization problem (with an adjusted input) as in Theorem 5.5.

Definition 7.1 assumes traders are attempting trades for exogenous reasons. However, in the real world, trade volume might depend on how effectively a market-maker provides liquidity. It is noteworthy that when the trade input rate is independent of p_X and p_Y , then the objective of minimizing CFMM inefficiency produces the same liquidity allocation as an objective of maximizing the fee collected.

7.2 Liquidity Provider Loss

Liquidity providers also suffer losses when asset prices change. As discussed in Milionis et al. [29], these losses come from two sources: first, from the asset price movements directly, and second, from shifts in the relative exchange rate between the assets. As the external exchange rate shifts, arbitrageurs can trade with the CFMM to realign the CFMM's spot exchange rate with the external rate, but at rates slightly different from the external rate and to the CFMM's disadvantage.

These losses are relative to a counterfactual choice; instead of engaging in market-making, a liquidity provider could deploy their capital in some other manner.

For example, a simple counterfactual would be to simply hold a fixed amount of the numeraire or a fixed quantity of each asset, and, at a future time, compare the value of this fixed strategy against the value of the assets in the CFMM. Observe that the expected value of such a strategy does not depend on a chosen allocation $L(\cdot)$.

PROPOSITION 7.4. *The expected value of the CFMM's asset reserves, according to the external reference price, is*

$$\begin{aligned} \nu(\psi) &= \frac{1}{N_\psi} \int_{p_X, p_Y} \psi(p_X, p_Y) (p_X X(p_X/p_Y) + p_Y Y(p_X/p_Y)) dp_X dp_Y \\ &= \frac{1}{N_\psi} \int_0^\infty \left(\frac{L(p)}{p^2} \int_{p_X, p_Y} p_X \psi(p_X, p_Y) \mathbb{1}_{\{\frac{p_X}{p_Y} \leq p\}} dp_X dp_Y + \frac{L(p)}{p} \int_{p_X, p_Y} p_Y \psi(p_X, p_Y) \mathbb{1}_{\{\frac{p_X}{p_Y} \geq p\}} dp_X dp_Y \right) dp \end{aligned}$$

where $X(p)$ and $Y(p)$ denote the amounts of X and Y held in the reserves at spot exchange rate p , and $\mathbb{1}_E$ is the characteristic function of the event E .

This expression is a linear function of each $L(p)$.

In this case, the expected loss of the market maker (relative to a strategy with expected payoff C) is simply $\nu(\psi) - C$. This measurement of loss is typically called “divergence loss” or “impermanent loss.”

Alternatively, Milionis et al. [29] propose the “LVR” metric that compares a CFMM's performance against that of an optimal strategy that, when the reference exchange rate shifts, trades at the reference exchange rate, not at the CFMM's spot rate. This LVR is an expectation over a model of price dynamics, but depends only on that model and the so-called “instantaneous LVR”, which is proportional to $-p^2 \frac{X(p)}{dp} = L(p)$ (Theorem 1 and Lemma 1, [29]). As such, the instantaneous LVR is a linear function of $L(\cdot)$, and can be incorporated directly into our optimization framework.

Definition 7.5 (Liquidity Provider Loss): The expected loss of a liquidity provider is any function $\Gamma(L(\cdot), \dots)$ that is linear in each variable $L(p)$. Γ may depend on any external parameters.

Observe that all of the above examples satisfy this general notion of a loss function. Each liquidity provider will necessarily have their own context-dependent loss function, depending on the possible alternative investment and hedging strategies available.

7.3 Net Profit

Adding capital to a CFMM is profitable in expectation if and only if the expected fee revenue outweighs the expected divergence loss. In the following we analyze the net expected profit of a liquidity provider.

Lemma 7.6: Let $\mu(\cdot)$ be as defined in Proposition 7.2 and $\Gamma(\cdot)$ be any loss function as in Definition 7.5.

A liquidity provider's net expected profit, $\mu(\text{rate}, \psi, \varepsilon) - \Gamma(L(\cdot))$, is a concave function in $L(p)$ for each exchange rate p .

PROOF. $\mu(\cdot)$ is clearly concave, and any loss function satisfying Definition 7.5 is linear in each variable $L(p)$. Thus, the whole function is concave in each $L(p)$. \square

Observation 5: A profit-maximizing liquidity allocation by maximizing $\mu(\text{rate}, \psi, \varepsilon) - \Gamma(L(\cdot))$, and is computable via a convex optimization problem.

The objective is the expression of Lemma 7.6, and the constraints are the same as in Theorem 5.5.

Not only, therefore, does our optimization framework allow a liquidity provider to design a CFMM that maximizes successful trading activity, but it can also guide a profit-maximizing liquidity provider to a profit-maximizing CFMM. Observe that the objective value of this convex program is positive precisely when the CFMM generates a profit.

7.4 Divergence Loss Shifts Liquidity to Extremes

The threat of divergence loss is in inherent tension with the potential of a CFMM to earn fee revenue by settling trades. A CFMM can, of course, vacuously eliminate divergence loss by refusing to make any trades (by allocating no liquidity to any price), and in general, higher liquidity at a given range of exchange rates leads to better CFMM performance at that range and higher divergence loss if the reference exchange rate moves away from that range.

In practice, a CFMM can reduce its expected divergence loss by shifting liquidity away from the initial reference price, so that it only begins to make trades after the reference price has moved substantially.

Our optimization framework, when divergence loss is accounted for in the objective, exhibits this effect and computes a liquidity allocation that trades off fee revenue with divergence loss by shifting liquidity towards more extreme exchange rates (i.e., closer to $p=0$ and $p=\infty$).

This qualitative behavior is however, not true of every possible loss function that a liquidity provider might add to the objective. Each function will have its own effect; nevertheless, the optimization problem can always be solved to compute an optimal allocation.

Theorem 7.7: Let $L_1(p)$ be the optimal liquidity allocation that maximizes fee revenue — the solution to the optimization problem for an objective of minimizing the following equation.

$$-\frac{\varepsilon}{N_\psi} \int_{p_X, p_Y} \text{rate}_\varepsilon(p_X, p_Y) \psi(p_X, p_Y) \left(1 - \frac{1}{p_Y L(p_X/p_Y)}\right) dp_X dp_Y$$

Let $L_2(p)$ be the optimal liquidity allocation that maximizes fee revenue while accounting for divergence loss — the solution to the optimization problem for an objective of minimizing the following equation.

$$-\nu(\psi) - \frac{\varepsilon}{N_\psi} \int_{p_X, p_Y} \text{rate}_\varepsilon(p_X, p_Y) \psi(p_X, p_Y) \left(1 - \frac{1}{p_Y L(p_X/p_Y)}\right) dp_X dp_Y$$

Let $X_1 = \int_{p_0}^{\infty} \frac{L_1(p)}{p^2} dp$ and $X_2 = \int_{p_0}^{\infty} \frac{L_2(p)}{p^2} dp$ be the optimal initial quantities of X for the above two problems respectively.

Then there exists some $p_1 > p_0$ such that for $p_0 \leq p \leq p_1$, $\frac{L_1(p)}{X_1} \geq \frac{L_2(p)}{X_2}$ and for $p \geq p_1$, $\frac{L_1(p)}{X_1} \leq \frac{L_2(p)}{X_2}$. An analogous statement holds for the allocations of Y .

In simple terms, the divergence loss might change the optimal initial choice of reserves, but given that choice, divergence loss causes liquidity to shift towards more extreme exchange rates, i.e., closer to p equals 0 or ∞ . Qualitatively, the

higher the magnitude of the divergence loss relative to the expected fee revenue, the larger the magnitude of this effect. This reflects the well-known intuition that when the reference exchange rate changes dramatically, highly concentrated liquidity positions (like in §6.2) suffer higher losses than more evenly distributed liquidity allocations (like those of §6.1).

8 Conclusion

We develop in this work a convex program that, for any set of beliefs about future asset valuations, outputs a trading function that maximizes the expected fraction of trading volume the CFMM can settle. Careful analysis of this program allows for study of the inverse relationship as well; for any trading function, our program can construct a class of beliefs for which the trading function is optimal. Constructing this program requires a new notion of the liquidity of a CFMM, based on the expected fraction of trades that a CFMM can settle, and the core technical challenge involves careful analysis of the KKT conditions of this program.

Unlike prior work, this program is able to explain the diversity of CFMM trading curves observed in practice. We analyze several CFMMs that are widely deployed in the modern DeFi ecosystem, and show that the beliefs revealed by our model match the informal intuition of practitioners.

Furthermore, our program is flexible enough to cover also the case of a profit-seeking, risk-neutral liquidity provider that must trade off expected revenue from trading fees against divergence loss due to adverse selection. This program therefore can serve as a guide for practitioners when choosing a liquidity allocation in a real-world CFMM.

References

- [1] Balancer swap interface. <https://app.balancer.fi/#/trade>, accessed 07/04/2022
- [2] Uniswap swap interface. <https://app.uniswap.org/#/swap?chain=mainnet>, accessed 07/04/2022
- [3] Hyperconomy. <https://github.com/patrick-layden/HyperConomy> and <https://dev.bukkit.org/projects/hyperconomy> (2012), accessed 2/4/2022
- [4] Adams, H., Zinsmeister, N., Robinson, D.: Uniswap v2 core (2020)
- [5] Adams, H., Zinsmeister, N., Salem, M., Keefer, R., Robinson, D.: Uniswap v3 core. Tech. rep., Tech. rep., Uniswap (2021)
- [6] Amihud, Y., Mendelson, H.: Dealership market: Market-making with inventory. *Journal of financial economics* **8**(1), 31–53 (1980)
- [7] Amihud, Y., Mendelson, H.: Asset pricing and the bid-ask spread. *Journal of financial Economics* **17**(2), 223–249 (1986)
- [8] Angeris, G., Chitra, T.: Improved price oracles: Constant function market makers. In: *Proceedings of the 2nd ACM Conference on Advances in Financial Technologies*. pp. 80–91 (2020)
- [9] Angeris, G., Chitra, T., Evans, A., Boyd, S.: Optimal routing for constant function market makers (2021)
- [10] Angeris, G., Evans, A., Chitra, T.: Replicating market makers. *arXiv preprint arXiv:2103.14769* (2021)
- [11] Angeris, G., Evans, A., Chitra, T.: Replicating monotonic payoffs without oracles. *arXiv preprint arXiv:2111.13740* (2021)
- [12] Angeris, G., Kao, H.T., Chiang, R., Noyes, C., Chitra, T.: An analysis of uniswap markets. *arXiv preprint arXiv:1911.03380* (2019)
- [13] Aoyagi, J.: Liquidity provision by automated market makers. Available at SSRN 3674178 (2020)
- [14] Balancer Labs: Balancer v2 documentation: Weighted pools. <https://web.archive.org/web/20220625080037/https://docs.balancer.fi/products/balancer-pools/weighted-pools> (2021)
- [15] Baldauf, M., Mollner, J.: High-frequency trading and market performance. *The Journal of Finance* **75**(3), 1495–1526 (2020)
- [16] Bartoletti, M., Chiang, J.H.y., Lluch-Lafuente, A.: A theory of automated market makers in defi. In: *International Conference on Coordination Languages and Models*. pp. 168–187. Springer (2021)
- [17] Boyd, S., Vandenberghe, L.: *Convex optimization*. Cambridge university press (2004)
- [18] Capponi, A., Jia, R.: The adoption of blockchain-based decentralized exchanges. *arXiv preprint arXiv:2103.08842* (2021)
- [19] Chen, Y., Pennock, D.M.: A utility framework for bounded-loss market makers. *arXiv preprint arXiv:1206.5252* (2012)
- [20] Chen, Y., Vaughan, J.W.: A new understanding of prediction markets via no-regret learning. In: *Proceedings of the 11th ACM conference on Electronic commerce*. pp. 189–198 (2010)
- [21] Egorov, M.: Stableswap-efficient mechanism for stablecoin liquidity. Retrieved Feb 24, 2021 (2019)
- [22] Fan, Z., Marmolejo-Cossío, F., Altschuler, B., Sun, H., Wang, X., Parkes, D.C.: Differential liquidity provision in uniswap v3 and implications for contract design. *arXiv preprint arXiv:2204.00464* (2022)
- [23] Gerig, A., Michayluk, D.: Automated liquidity provision and the demise of traditional market making. *arXiv preprint arXiv:1007.2352* (2010)
- [24] Goel, A., Ramseyer, G.: Continuous credit networks and layer 2 blockchains: Monotonicity and sampling. In: *Proceedings of the 21st ACM Conference on Economics and Computation*. pp. 613–635 (2020)
- [25] Hanson, R.: Combinatorial information market design. *Information Systems Frontiers* **5**(1), 107–119 (2003)
- [26] Hanson, R.: Logarithmic markets scoring rules for modular combinatorial information aggregation. *The Journal of Prediction Markets* **1**(1), 3–15 (2007)
- [27] Levin, D.A., Peres, Y.: *Markov Chains and Mixing Times*, vol. 107. American Mathematical Soc. (2017)
- [28] Martinelli, F., Mushegian, N.: Balancer whitepaper. Tech. rep. (9 2019), accessed 2/4/2022
- [29] Milionis, J., Moallemi, C.C., Roughgarden, T., Zhang, A.L.: Automated market making and loss-versus-rebalancing. *arXiv preprint arXiv:2208.06046* (2022)
- [30] Neuder, M., Rao, R., Moroz, D.J., Parkes, D.C.: Strategic liquidity provision in uniswap v3. *arXiv preprint arXiv:2106.12033* (2021)

- [31] Othman, A., Pennock, D.M., Reeves, D.M., Sandholm, T.: A practical liquidity-sensitive automated market maker. *ACM Transactions on Economics and Computation (TEAC)* 1(3), 1–25 (2013)
- [32] Robinson, D.: Uniswap v3: The universal amm. <https://web.archive.org/web/20210622195731/https://www.paradigm.xyz/2021/06/uniswap-v3-the-universal-amm/> (Jun 2021)
- [33] Roughgarden, T.: Tweet thread on cfmm research directions (Nov 2021), <https://twitter.com/TimRoughgarden/status/1465095782533582858>, accessed 11/07/2022
- [34] Werner, S.M., Perez, D., Gudgeon, L., Klages-Mundt, A., Harz, D., Knottenbelt, W.J.: Sok: Decentralized finance (defi). *arXiv preprint arXiv:2101.08778* (2021)
- [35] Zeidler, E.: *Nonlinear Functional Analysis and its Applications III: Variational Methods and Optimization*. Springer Science & Business Media (1985)
- [36] Zeidler, E.: *Applied Functional Analysis: Main Principles and their Applications*, vol. 109. Springer Science & Business Media (1995)

Appendix A CFMMs and Market Scoring Rules

We highlight here for completeness the equivalence between market scoring rules [25] and CFMMs. Chen and Pennock [19] show that every prediction market, based on a market scoring rule, can be represented using some “cost function.”

A prediction market trades n types of shares, each of which pays out 1 unit of a numeraire if a particular future event occurs. The cost function $C(q)$ of [19] is a map from the total number of issued shares of each event, $q \in \mathbb{R}^n$, to some number of units of the numeraire. To make a trade $\delta \in \mathbb{R}^n$ with the prediction market (i.e. to change the total number of issued shares to $q + \delta$), a user pays $z = C(q + \delta) - C(q)$ units of the numeraire to the market.

One discrepancy is that traditional formulations of prediction markets (e.g. [19, 26]) allow an arbitrary number of shares to be issued by the market maker, but the CFMMs described in this work trade in assets with finite supplies. Suppose for the moment, however, that a CFMM could possess a negative quantity of shares (with the trading function f defined on the entirety of \mathbb{R}^n , instead of just the positive orthant). This formulation of a prediction market directly gives a CFMM that trades the n shares and the numeraire, with trading function $f(r, z) = -C(-r) + z$ for $r \in \mathbb{R}^n$ the number of shares owned by the CFMM, and z the number of units of the numeraire owned by the CFMM. Observe that for any trade δ and $dz = C(q_0 - (r - \delta)) - C(q)$, $f(r, z) = f(r + \delta, z + dz)$. This establishes the correspondence between prediction markets and CFMMs.

In our examples with the LMSR, we consider a CFMM for which $z = 0$ (i.e., it doesn’t exchange shares for dollars, but only shares of one future event for shares of another future event). The cost function $C(r)$ for the LMSR is $\log(\sum_{i=1}^n \exp(-r_i))$. The CFMM representation with this cost function follows by setting it to a constant.

Appendix B Omitted Proofs

Appendix B.1 Omitted Proofs of §3

Restatement (Observation 1): If f is strictly quasi-concave and differentiable, then for any constant K and spot exchange rate p , the point (x, y) where $f(x, y) = K$ and p is a spot exchange rate at (x, y) is unique.

PROOF. A constant $K = f(X_0, Y_0)$ defines a set $\{x : f(x) \geq K\}$. Because f is strictly quasi-concave, this set is strictly convex. Trades against the CFMM (starting from initial reserves (X_0, Y_0)) move along the boundaries of this set. Because this set is strictly convex, no two points on the boundary can share a gradient (or subgradient). \square

Restatement (Observation 2): If f is strictly increasing in both X and Y at every point on the positive orthant, then for a given constant function value K , the amount of Y in the CFMM reserves uniquely specifies the amount of X in the reserves, and vice versa.

PROOF. If not, then f would be constant on some ray with X constant and Y increasing (and vice versa). \square

Restatement (Observation 3): $Y(p)$ is monotone nondecreasing.

PROOF. If $Y(p)$ is decreasing in p , then the level set of f i.e., $\{(x, y) : f(x, y) \geq K\}$ cannot be convex. \square

Restatement (Lemma 3.3): The function $Y(p)$ is differentiable when f is twice-differentiable on the nonnegative orthant, f is 0 when $x = 0$ or $y = 0$, and Assumption 1 holds.

PROOF. Observation 2 implies that the amount of Y in the reserves can be represented as a function $\hat{Y}(x)$ of the amount of X in the reserves. By assumption, the level sets of f (other than for $f(\cdot) = 0$) cannot touch the boundary of the nonnegative orthant.

Because f is differentiable and increasing at every point in the positive orthant, the map $g(x)$ from reserves x to spot exchange rates at $(x, \hat{Y}(x))$ must be a bijection from $(0, \infty)$ to $(0, \infty)$. Because f is twice-differentiable, $g(x)$ must be differentiable, and so the map $h(p) = g^{-1}(p)$ must also be differentiable.

The map $Y(p)$ from spot exchange rates to reserves Y is equal to $\hat{Y}(h(p))$, and so $Y(p)$ is differentiable because $\hat{Y}(\cdot)$ is differentiable and $h(\cdot)$ is differentiable. \square

Appendix B.2 Omitted Proof of Lemma 4.9

Restatement (Lemma 4.9): $\frac{dY}{d \ln(p)} = p \frac{dX}{d \ln(1/p)}$ (when $Y(p)$ is differentiable).

PROOF. Recall from Observation 2 that (for any fixed constant $K > 0$) the amount of Y in the reserves can be represented by a function of the amount of X in the reserves, $\hat{Y}(\cdot)$. The gradient p (or every subgradient) of \hat{Y} necessarily corresponds to a gradient (resp. subgradient) of f .

In particular, define the line tangent to $\hat{Y}(\cdot)$ at some point x_0 as the set $\{(x, y) \mid (y - \hat{Y}(x_0)) = -p(x - x_0)\}$. As the image of \hat{Y} is a level set of f , a line parallel to this line must be contained within the plane tangent to f at $(x_0, \hat{Y}(x_0))$ (or contained within some subgradient of f at that point). Thus, p must be a spot exchange rate of f at $(x_0, \hat{Y}(x_0))$.

The lemma follows from substituting $p = -\frac{dY}{dX}$. \square

Appendix B.3 Omitted Proof of Lemma 5.9

Restatement (Lemma 5.9): The optimization problem of Theorem 5.5 always has a solution with finite objective value.

PROOF. Set $L(p) = 1$ for $p \leq 1$ and $L(p) = \varphi_\psi(\cot^{-1}(p))/p^2$ otherwise. Then

$$\begin{aligned} & \int_p \frac{\varphi_\psi(\cot^{-1}(p)) \sin(\cot^{-1}(p))}{L(p)} dp \\ & \leq \int_p \frac{\varphi_\psi(\cot^{-1}(p))}{L(p)} dp \\ & \leq \int_0^1 \varphi_\psi(\cot^{-1}(p)) dp + \int_1^\infty \frac{dp}{p^2} \end{aligned}$$

The first term of the last line is finite, as per our assumption on trader beliefs.

Set $Y_0 = \int_0^{p_0} \frac{L(p) dp}{p}$ and $X_0 = \int_{p_0}^\infty \frac{L(p) dp}{p^2}$. Clearly both X_0 and Y_0 are finite. Finally, rescale each $L(p)$, X_0 , and Y_0 by a factor of $\frac{B}{P_X X_0 + P_Y Y_0}$ to get a new allocation $L'(p)$, X'_0 , and Y'_0 satisfying the constraints and that still gives a finite objective value. \square

Appendix B.4 Omitted Proof of Lemma 5.11

Restatement: The following hold at any optimal solution.

- (1) $\int_0^{p_0} \frac{L(p)}{p} dp = Y_0$
- (2) $\int_{p_0}^\infty \frac{L(p)}{p^2} dp = X_0$
- (3) $X_0 P_X + Y_0 P_Y = B$

PROOF. The objective criterion is strictly decreasing in at least one $L(p)$ (where the belief puts a nonzero probability on the exchange rate p), so any unallocated capital could be allocated instead to increase this $L(\cdot)$ on a neighborhood of $L(p)$ and reduce the objective. Hence, the third equation holds.

The first equation holds because any unallocated units of X could be allocated to $L(p')$ for a set of p' in some neighborhood of some $p \leq p_0$ and thereby reduce the objective. If there is no $p \leq p_0$ where the belief puts a nonzero probability, then all of the capital allocated by the third constraint to X_0 could be reallocated into increasing Y_0 and thereby decreasing the objective.

The second equation follows by symmetry with the argument for the first. \square

Appendix B.5 Omitted Proof of Corollary 5.13

Restatement (Corollary 5.13): The integral $Y(\hat{p}) = \int_0^{\hat{p}} \frac{L(p) dp}{p}$ is well defined for every \hat{p} and $Y(\cdot)$ is monotone nondecreasing and continuous.

PROOF. The last item of Lemma 5.11 shows that $L(p) \neq 0$ if and only if $\varphi_\psi(\cot^{-1}(p)) \sin(\cot^{-1}(p)) \neq 0$. When $L(p)$ is nonzero, it is either $\sqrt{\frac{p^2}{\lambda_X} \varphi_\psi(\cot^{-1}(p)) \sin(\cot^{-1}(p))}$ or $\sqrt{\frac{p}{\lambda_Y} \varphi_\psi(\cot^{-1}(p)) \sin(\cot^{-1}(p))}$ (depending on the value of p).

By our assumption on trader beliefs, $\varphi_\psi(\cot^{-1}(p)) \sin(\cot^{-1}(p))$ is a well-defined function of p and is integrable. Thus, both $\sqrt{\frac{p^2}{\lambda_X} \varphi_\psi(\cot^{-1}(p)) \sin(\cot^{-1}(p))}$ and $\sqrt{\frac{p}{\lambda_Y} \varphi_\psi(\cot^{-1}(p)) \sin(\cot^{-1}(p))}$ are integrable.

Monotonicity follows from the fact that $L(p) \geq 0$ and continuity from basic facts about integrals. \square

Appendix B.6 Omitted Proof of Lemma 5.14

Restatement (Lemma 5.14): (1) $\lambda_Y Y_0 = \int_0^{p_0} \frac{\varphi_\psi(\cot^{-1}(p)) \sin(\cot^{-1}(p))}{L(p)} dp$ and $\lambda_X X_0 = \int_{p_0}^{\infty} \frac{\varphi_\psi(\cot^{-1}(p)) \sin(\cot^{-1}(p))}{L(p)} dp$.
 (2) $Y_0 > 0$ implies $\lambda_Y > 0$. Similarly, $X_0 > 0$ implies $\lambda_X > 0$.
 (3) $L(p) \neq 0$ if and only if $\lambda_{L(p)} = 0$ (unless, for $p \leq p_0$, $\lambda_Y = 0$ or for $p \geq p_0$, $\lambda_X = 0$).
 (4) The objective value is $\lambda_Y Y_0 + \lambda_X X_0$.
 (5) $\frac{\lambda_X}{P_X} = \frac{\lambda_Y}{P_Y}$.

PROOF. (1) Multiply each side of the first KKT condition in Lemma 5.12 by $L(p)$ (for p with nonzero $\varphi_\psi(\cot^{-1}(p))$) to get $\frac{\lambda_X L(p)}{p^2} = \frac{1}{L(p)} \varphi_\psi(\cot^{-1}(p)) \sin(\cot^{-1}(p))$, integrate from p_0 to ∞ , and apply the second item of Lemma 5.11. A similar argument (integrating from 0 to p_0) gives the expression on $\lambda_Y Y_0$.

- (2) If $Y_0 > 0$, then the right side of the equation in the previous part is nonzero, so λ_Y must be nonzero. The case of λ_X is identical.
 (3) Follows from points 1 and 2 of Lemma 5.12.
 (4) The right sides of the equations in the first statement add up to the objective.
 (5) Follows from point 3 of Lemma 5.12

□

Appendix B.7 Omitted Proof of Corollary 5.7

Restatement (Corollary 5.7): Any two beliefs ψ_1, ψ_2 give the same optimal liquidity allocations if there exists a constant $\alpha > 0$ such that for every θ ,

$$\int_r \psi_1(r \cos(\theta), r \sin(\theta)) dr = \alpha \int_r \psi_2(r \cos(\theta), r \sin(\theta)) dr$$

PROOF. Follows by substitution. α rescales the derivative of the objective with respect to every decision variable by the same constant, and thus does not affect whether an allocation is optimal. □

Appendix B.8 Omitted Proof of Corollary 5.8

Restatement (Corollary 5.8): Define $\varphi_\psi(\theta) = \int_r \psi(r \cos(\theta), r \sin(\theta)) dr$.

Then

$$\int_{p_X, p_Y} \frac{\psi(p_X, p_Y)}{p_Y L(p_X/p_Y)} dp_X dp_Y = \int_p \frac{\varphi_\psi(\cot^{-1}(p)) \sin(\cot^{-1}(p))}{L(p)} dp$$

PROOF.

$$\begin{aligned} \int_{p_X, p_Y} \frac{\psi(p_X, p_Y)}{p_Y L(p_X/p_Y)} dp_X dp_Y &= \int_\theta \frac{\varphi_\psi(\theta)}{L(\cot(\theta)) \sin(\theta)} d\theta \\ &= \int_p \frac{\varphi_\psi(\theta) \sin^2(\theta)}{L(\cot(\theta)) \sin(\theta)} dp \\ &= \int_p \frac{\varphi_\psi(\cot^{-1}(p)) \sin(\cot^{-1}(p))}{L(p)} dp \end{aligned}$$

The first line follows by Lemma 5.6 (recall that $dp_X dp_Y = r dr d\theta$), the second by substitution of $p = \cot(\theta)$ and $d\theta = -\sin^2(\theta) dp$ (and changing the direction of integration — recall $\theta = 0$ when $p = \infty$), and the third by substitution. □

Appendix B.9 Omitted Proof of Corollary 5.16

Restatement (Corollary 5.16): A liquidity allocation $L(\cdot)$ and an initial spot exchange rate p_0 are sufficient to uniquely specify an equivalence class of beliefs (as defined in Corollary 5.7) for which $L(\cdot)$ is an optimal allocation.

PROOF. It suffices to uniquely identify $\varphi_\psi(\cot^{-1}(p))$ for each p , up to some scalar.

Lemma 5.14 shows that $\varphi_\psi(\cot^{-1}(p))$ is a function of an optimal $L(p)$ and Lagrange multipliers λ_X or λ_Y , and because $\lambda_X \frac{P_X}{P_Y} = \lambda_Y$, we must have that φ_ψ is specified by $L(p)$ and p_0 up to some scalar λ_X . □

Appendix B.10 Omitted Proof of Corollary 5.17

Restatement (Corollary 5.17): Let P_X and P_Y be initial reference valuations, and let $L(\cdot)$ denote a liquidity allocation. Define the belief $\psi(p_X, p_Y)$ to be $\frac{(L(p_X/p_Y))^2}{p_X/p_Y}$ when $p_X \in (0, P_X]$ and $p_Y \in (0, P_Y]$, and to be 0 otherwise. Then $L(\cdot)$ is the optimal allocation for $\psi(\cdot, \cdot)$.

PROOF. Recall the definition of $\varphi_\psi(\cdot)$ in 5.8. For the given belief ψ , standard trigonometric arguments show that when $p \geq p_0$, $\varphi_\psi(\cot^{-1}(p)) = \frac{P_X L(p)^2/p}{\cos(\cot^{-1}(p))}$ and that when $p \leq p_0$, $\varphi_\psi(\cot^{-1}(p)) = \frac{P_Y L(p)^2/p}{\sin(\cot^{-1}(p))}$.

Let $\hat{L}(p)$ be the allocation that results from solving the optimization problem for minimising the expected CFMM inefficiency for belief ψ . Lemma 5.14 part 3, gives the complementary slackness condition of $\hat{L}(p)$ and its corresponding Lagrange multiplier. With this, Lemma 5.12 gives the following: when $p \geq p_0$, $\frac{\lambda_B P_X}{p^2} = \frac{1}{\hat{L}(p)^2} (P_X L(p)^2/p)/p$, and when $p \leq p_0$, $\frac{\lambda_B P_Y}{p} = \frac{1}{\hat{L}(p)^2} (P_Y L(p)^2/p)$.

In other words, for all p , $\lambda_B = \frac{L(p)^2}{\hat{L}(p)^2}$, so $L(\cdot)$ and $\hat{L}(\cdot)$ differ by at most a constant multiplicative factor. But both allocations use the same budget, so it must be the case that $\lambda_B = 1$ and $\hat{L}(\cdot) = L(\cdot)$. \square

Appendix B.11 Omitted Proof of Corollary 5.18

Restatement (Corollary 5.18): Let ψ_1, ψ_2 be any two belief functions (that give φ_{ψ_1} and φ_{ψ_2}) with optimal allocations $L_1(\cdot)$ and $L_2(\cdot)$, and let $L(\cdot)$ be the optimal allocation for $\psi_1 + \psi_2$. Then $L^2(\cdot)$ is a linear combination of $L_1^2(\cdot)$ and $L_2^2(\cdot)$.

Furthermore, when φ_{ψ_1} and φ_{ψ_2} have disjoint support, $L(\cdot)$ is a linear combination of $L_1(\cdot)$ and $L_2(\cdot)$.

PROOF. Note that $\int_r \psi(r \cos(\theta), r \sin(\theta)) dr$ is a linear function of each $\psi(p_X, p_Y)$, and thus $\varphi_{\psi_1 + \psi_2}(\cdot) = \varphi_{\psi_1}(\cdot) + \varphi_{\psi_2}(\cdot)$

For any p with $p \geq p_0$ and nonzero $\varphi_{\psi_1}(\cot^{-1}(p))$, $L_1(p)^2 = \frac{p^2}{\lambda_{1,X}} \varphi_{\psi_1}(\cot^{-1}(p)) \sin(\cot^{-1}(p))$.

Similarly, for nonzero $\varphi_{\psi_2}(\cot^{-1}(p))$, $L_2(p)^2 = \frac{p^2}{\lambda_{2,X}} \varphi_{\psi_2}(\cot^{-1}(p)) \sin(\cot^{-1}(p))$.

If either φ_{ψ_1} or φ_{ψ_2} is nonzero at $\cot^{-1}(p)$, then

$$L(p)^2 = \frac{p^2}{\lambda_X} (\varphi_{\psi_1}(\cot^{-1}(p)) \sin(\cot^{-1}(p)) + \varphi_{\psi_2}(\cot^{-1}(p)) \sin(\cot^{-1}(p)))$$

Therefore,

$$L(p)^2 = \frac{\lambda_{1,X}}{\lambda_X} L_1(p)^2 + \frac{\lambda_{2,X}}{\lambda_X} L_2(p)^2$$

An analogous argument holds for $p \leq p_0$.

The second statement follows from the fact that when only one of $L_1(p)$ or $L_2(p)$ is nonzero, we must have that either $L(p) = \sqrt{\frac{\lambda_{1,X}}{\lambda_X}} L_1(p)$ or $L(p) = \sqrt{\frac{\lambda_{2,X}}{\lambda_X}} L_2(p)$. \square

Appendix B.12 Omitted Proof of Proposition 6.3

Restatement (Proposition 6.3): Let $p_0 = P_X/P_Y$ be the initial exchange rate, let $p_{min} < p_{max}$ be two arbitrary exchange rates, and let $\psi(p_X, p_Y)$ be the belief that is 1 if and only if $0 \leq p_X \leq P_X$, $0 \leq p_Y \leq P_Y$, and $p_{min} \leq p_X/p_Y \leq p_{max}$. Suppose that every trade is for 1 unit's worth of the numeraire.

The allocation $L(\cdot)$ that maximizes the fraction of successful trades is the allocation implied by a concentrated liquidity position with price range defined by p_{min} and p_{max} .

PROOF. A concentrated liquidity position trades exactly as a constant product market maker within its price bounds p_{min} and p_{max} , and makes no trades outside of that range.

By Lemma 5.11, the optimal $L(p)$ is 0 for p outside of the range $[p_{min}, p_{max}]$. Inside that range, by Proposition 5.15, $L(p)$ differs from the optimal liquidity allocation for the constant product market maker by a constant, multiplicative factor (the same factor for every p).

Thus, the resulting liquidity allocation has the same behavior as a concentrated liquidity position. \square

Appendix B.13 Omitted Proof of Proposition 6.5

Restatement (Proposition 6.5): Let the initial reference valuations be P_X and P_Y , and suppose that every trade is for 1 unit's worth of the numeraire.

The belief $\psi(p_X, p_Y)$ defined as $\left(\frac{p_X}{p_Y}\right)^{\frac{\alpha-1}{\alpha+1}}$ when $(p_X, p_Y) \in (0, P_X] \times (0, P_Y]$ and 0 otherwise corresponds to the weighted product market maker $f(x, y) = x^\alpha y$.

PROOF. This trading function gives the relation $p = \frac{y\alpha}{x}$ and thus $y(p) = p^{\frac{\alpha}{\alpha+1}} \left(\frac{K}{\alpha^\alpha}\right)^{\frac{1}{\alpha}}$, for $K = f(\hat{X}, \hat{Y})$ and \hat{X}, \hat{Y} is some initial state of the CFMM reserves.

Thus, as defined by the trading function, $L(p) = p^{\frac{\alpha}{\alpha+1}} \frac{\alpha}{\alpha+1} \left(\frac{K}{\alpha^\alpha}\right)^{\frac{1}{\alpha+1}}$.

Corollary 5.17 shows that a belief that leads to this liquidity allocation is

$$\begin{aligned} \frac{L(p)^2}{p} &= p^{-1} p^{\frac{2\alpha}{\alpha+1}} \left(\frac{\alpha}{\alpha+1}\right)^2 \left(\frac{K}{\alpha^\alpha}\right)^{\frac{2}{\alpha+1}} \\ &= p^{\frac{\alpha-1}{\alpha+1}} C \end{aligned}$$

on the rectangle $(0, P_X] \times (0, P_Y]$ and 0 elsewhere, for some constant C . The result follows by rescaling the belief (Corollary 5.7). \square

Appendix B.14 Omitted Proof of Proposition 6.6

Restatement (Proposition 6.6): Let the initial reference exchange rates be P_X and P_Y , and suppose that every trade is for 1 unit of the numeraire's worth.

The optimal trading function to minimize the expected CFMM inefficiency for the belief $\psi(p_X, p_Y)$ defined as $\frac{p_X p_Y}{(p_X + p_Y)^2}$ when $(p_X, p_Y) \in (0, P_X] \times (0, P_Y]$ and 0 otherwise, is $f(x, y) = 2 - e^{-x} - e^{-y}$.

PROOF. This trading function implies the relationship $p = e^{y-x}$ between

Combining this with the equation $e^{-y} + e^{-x} = K$ (for some constant K) gives $(1+p)e^{-y} = K$ and thus $y(p) = \ln\left(\frac{1+p}{K}\right)$.

From the definition of liquidity, we obtain $L(p) = \frac{p}{1+p}$.

Corollary 5.17 shows that a belief function that leads to this liquidity allocation is (with $p = p_X/p_Y$)

$$\frac{L(p)^2}{p} = \frac{p}{(1+p)^2} = \frac{p_X p_Y}{(p_X + p_Y)^2}$$

for $(p_X, p_Y) \in (0, P_X] \times (0, P_Y]$ and 0 elsewhere.

The result follows by rescaling the belief (Corollary 5.7). \square

Appendix B.15 Omitted Proof of Proposition 7.2

Restatement (Proposition 7.2): The expected revenue of a CFMM within one unit of time, using transaction fee ε , is

$$\mu(\text{rate}, \psi, \varepsilon) = \frac{\varepsilon}{N_\psi} \int_{p_X, p_Y} \text{rate}_\varepsilon(p_X, p_Y) \psi(p_X, p_Y) \left(1 - \frac{1}{p_Y L(p_X/p_Y)}\right) dp_X dp_Y$$

PROOF. The predicted revenue of the CFMM is exactly the transaction fee times the volume of trading that goes through the CFMM, which is equal to the predicted input trade volume, less the number of trades that the CFMM cannot settle. \square

Appendix B.16 Omitted Proof of Proposition 7.4

Restatement (Proposition 7.4): The expected value of the CFMM's asset reserves, according to the external reference price, is

$$\begin{aligned} \nu(\psi) &= \frac{1}{N_\psi} \int_{p_X, p_Y} \psi(p_X, p_Y) (p_X X(p_X/p_Y) + p_Y Y(p_X/p_Y)) dp_X dp_Y \\ &= \frac{1}{N_\psi} \int_0^\infty \left(\frac{L(p)}{p^2} \int_{p_X, p_Y} p_X \psi(p_X, p_Y) \mathbb{1}_{\{\frac{p_X}{p_Y} \leq p\}} dp_X dp_Y + \frac{L(p)}{p} \int_{p_X, p_Y} p_Y \psi(p_X, p_Y) \mathbb{1}_{\{\frac{p_X}{p_Y} \geq p\}} dp_X dp_Y \right) dp \end{aligned}$$

where $X(p)$ and $Y(p)$ denote the amounts of X and Y held in the reserves at spot exchange rate p , and $\mathbb{1}_E$ is the characteristic function of the event E .

This expression is a linear function of each $L(p)$.

PROOF.

$$\begin{aligned}
& \frac{1}{N_\psi} \int_{p_X, p_Y} \psi(p_X, p_Y) (p_X X(p_X/p_Y)) + p_Y Y(p_X/p_Y) dp_X dp_Y \\
&= \frac{1}{N_\psi} \int_{p_X, p_Y} \psi(p_X, p_Y) \left(p_X \int_{p_X/p_Y}^{\infty} \frac{L(p)dp}{p^2} + p_Y \int_0^{p_X/p_Y} \frac{L(p)dp}{p} \right) dp_X dp_Y \\
&= \frac{1}{N_\psi} \int_0^{\infty} \left(\frac{L(p)}{p^2} \int_{p_X, p_Y} p_X \psi(p_X, p_Y) \mathbb{1}_{\{\frac{p_X}{p_Y} \leq p\}} dp_X dp_Y + \frac{L(p)}{p} \int_{p_X, p_Y} p_Y \psi(p_X, p_Y) \mathbb{1}_{\{\frac{p_X}{p_Y} \geq p\}} dp_X dp_Y \right) dp
\end{aligned}$$

The first equation follows by substitution of the equations in Observation 4.

Note that for any p_X, p_Y , the term $\frac{L(p)}{p^2}$ for any p appears in the integral $\int_{p_X/p_Y}^{\infty} \frac{L(p)dp}{p^2}$ if and only if $p \geq p_X/p_Y$. The result follows from rearranging the integral to group terms by $L(p)$. \square

Appendix B.17 Omitted Proof of Theorem 7.7

Restatement (Theorem 7.7): Let $L_1(p)$ be the optimal liquidity allocation that maximizes fee revenue — the solution to the optimization problem for an objective of minimizing the following equation.

$$-\frac{\varepsilon}{N_\psi} \int_{p_X, p_Y} \text{rate}_\varepsilon(p_X, p_Y) \psi(p_X, p_Y) \left(1 - \frac{1}{p_Y L(p_X/p_Y)} \right) dp_X dp_Y$$

Let $L_2(p)$ be the optimal liquidity allocation that maximizes fee revenue while accounting for divergence loss — the solution to the optimization problem for an objective of minimizing the following equation.

$$-\nu(\psi) - \frac{\varepsilon}{N_\psi} \int_{p_X, p_Y} \text{rate}_\varepsilon(p_X, p_Y) \psi(p_X, p_Y) \left(1 - \frac{1}{p_Y L(p_X/p_Y)} \right) dp_X dp_Y$$

Let $X_1 = \int_{p_0}^{\infty} \frac{L_1(p)}{p^2} dp$ and $X_2 = \int_{p_0}^{\infty} \frac{L_2(p)}{p^2} dp$ be the optimal initial quantities of X for the above two problems respectively.

Then there exists some $p_1 > p_0$ such that for $p_0 \leq p \leq p_1$, $\frac{L_1(p)}{X_1} \geq \frac{L_2(p)}{X_2}$ and for $p \geq p_1$, $\frac{L_1(p)}{X_1} \leq \frac{L_2(p)}{X_2}$. An analogous statement holds for the allocations of Y .

PROOF. Define $\varphi'(\theta) = \varepsilon \int_r \text{rate}_\varepsilon(r \cos(\theta), r \sin(\theta)) \psi(r \cos(\theta), r \sin(\theta)) dr$.

The KKT conditions for the first problem give the following (nearly identically to Lemma 5.12, just using L_1 in place of L):

- (1) When $p \geq p_0$, For all p with $p \geq p_0$, $\frac{\lambda_X}{p^2} = \frac{1}{L_1(p)^2} \varphi'(\cot^{-1}(p)) \sin(\cot^{-1}(p)) + \lambda_{L_1(p)}$.
- (2) For all p with $p \leq p_0$, $\frac{\lambda_Y}{p} = \frac{1}{L_1(p)^2} \varphi'(\cot^{-1}(p)) \sin(\cot^{-1}(p)) + \lambda_{L_1(p)}$.
- (3) $\lambda_X = P_X \lambda_B$ and $\lambda_Y = P_Y \lambda_B$.

Observe that the derivative, with respect to $L(p)$, of the divergence loss is

$$\kappa(p) = \frac{1}{N_\psi} \int_0^{\infty} \left(\frac{1}{p^2} \int_{p_X, p_Y} p_X \psi(p_X, p_Y) \mathbb{1}_{\{\frac{p_X}{p_Y} \leq p\}} dp_X dp_Y + \frac{1}{p} \int_{p_X, p_Y} p_Y \psi(p_X, p_Y) \mathbb{1}_{\{\frac{p_X}{p_Y} \geq p\}} dp_X dp_Y \right) dp$$

Computing the KKT conditions for the second problem gives the following:

- (1) For all p with $p \geq p_0$, $\frac{\lambda_X}{p^2} = \frac{1}{L_2(p)^2} \varphi'(\cot^{-1}(p)) \sin(\cot^{-1}(p)) + \kappa(p) + \lambda_{L_2(p)}$.
- (2) For all p with $p \leq p_0$, $\frac{\lambda_Y}{p} = \frac{1}{L_2(p)^2} \varphi'(\cot^{-1}(p)) \sin(\cot^{-1}(p)) + \kappa(p) + \lambda_{L_2(p)}$.

As defined in the theorem statement, $X_1 = \int_{p_0}^{\infty} \frac{L_1(p)}{p^2} dp$ and $X_2 = \int_{p_0}^{\infty} \frac{L_2(p)}{p^2} dp$ are the optimal initial quantities of X . Normalizing L_1 and L_2 by X_1 and X_2 respectively gives the equation

$$\int_{p_0}^{\infty} \frac{L_1(p)dp}{X_1 p^2} = \int_{p_0}^{\infty} \frac{L_2(p)dp}{X_2 p^2} \quad (1)$$

This implies that, when normalized by X_1 and X_2 , $p \geq p_0$, and $\varphi'(\cot^{-1}(p)) \neq 0$, we have that

$$\begin{aligned} L_2(p) &= \sqrt{\frac{\varphi'(\cot^{-1}(p)) \sin(\cot^{-1}(p))}{\frac{\lambda_X}{p^2} - \kappa(p)}} \\ &= \sqrt{\frac{\varphi'(\cot^{-1}(p)) \sin(\cot^{-1}(p))}{\frac{\lambda_X}{p^2}} * \frac{\frac{\lambda_X}{p^2}}{\frac{\lambda_X}{p^2} - \kappa(p)}} \\ &= L_1(p) \frac{X_2}{X_1} \sqrt{\frac{\lambda_X}{\lambda_X - p^2 \kappa(p)}} \end{aligned}$$

A similar argument shows that when $p \leq p_0$,

$$L_2(p) = L_1(p) \frac{Y_2}{Y_1} \sqrt{\frac{\lambda_Y}{\lambda_Y - p \kappa(p)}}$$

Arithmetic calculation gives that (after transforming to polar coordinates, $p = \cot(\theta)$),

$$\kappa(p)p^2 = \frac{1}{N_\psi} \int_r \int_{\theta'=\theta}^{\pi/2} r^2 \cos(\theta') \psi(r \cos(\theta'), r \sin(\theta')) dr d\theta' + \cot(\theta) \int_r \int_{\theta'=0}^{\theta} r^2 \sin(\theta') \psi(r \cos(\theta'), r \sin(\theta')) dr d\theta'$$

and thus that

$$\frac{d(\kappa(\theta) \cot(\theta)^2)}{d\theta} = -\frac{\csc^2(\theta)}{N_\psi} \int_r \int_{\theta'=0}^{\theta} r^2 \sin(\theta') \psi(r \cos(\theta'), r \sin(\theta')) dr d\theta' \leq 0$$

$\kappa(\theta) \cot(\theta)^2$ is therefore decreasing in θ , so $\kappa(p)p^2$ is increasing in p (since $p = \cot(\theta)$). Therefore, $\sqrt{\frac{\lambda_X}{\lambda_X - p^2 \kappa(p)}}$ increases as p goes to ∞ .

By an analogous argument,

$$\kappa(p)p = \frac{\tan(\theta)}{N_\psi} \int_r \int_{\theta'=\theta}^{\pi/2} r^2 \cos(\theta') \psi(r \cos(\theta'), r \sin(\theta')) dr d\theta' + \int_r \int_{\theta'=0}^{\theta} r^2 \sin(\theta') \psi(r \cos(\theta'), r \sin(\theta')) dr d\theta'$$

and thus

$$\frac{d(\kappa(\theta) \cot(\theta))}{d\theta} = \frac{\sec^2(\theta)}{N_\psi} \int_r \int_{\theta'=0}^{\pi/2} r^2 \sin(\theta') \psi(r \cos(\theta'), r \sin(\theta')) dr d\theta' \geq 0$$

$\kappa(\theta) \cot(\theta)$ is therefore increasing in θ , so $\kappa(p)p$ increases as p decreases.

Therefore, $\sqrt{\frac{\lambda_Y}{\lambda_Y - p \kappa(p)}}$ increases as p goes to 0.

Equation 1 implies that the quantities $\frac{L_1(p)}{X_1 p^2}$ and $\frac{L_2(p)}{X_2 p^2}$ integrate to the same value, but $L_2(\cdot)$ increases strictly more quickly than $L_1(\cdot)$, so there must be a point $p_1 > p_0$ beyond which $\frac{L_1(p)}{X_1} \leq \frac{L_2(p)}{X_2}$.

An analogous argument holds for $p < p_0$.

□