

ObjectMatch: Robust Registration using Canonical Object Correspondences

Can Gümeli

Angela Dai

Matthias Nießner

Technical University of Munich




Figure 1. Modern camera pose estimation relies on feature matching between overlapping frames - in this work, we present ObjectMatch to find correspondences between frames with little or no overlap by predicting semantic mappings through canonical object correspondences. The images above share no direct overlap, yet our method establishes indirect correspondences, thus enabling a successful registration.

Abstract

We present *ObjectMatch*¹, a semantic and object-centric camera pose estimation for RGB-D SLAM pipelines. Modern camera pose estimators rely on direct correspondences of overlapping regions between frames; however, they cannot align camera frames with little or no overlap. In this work, we propose to leverage indirect correspondences obtained via semantic object identification. For instance, when an object is seen from the front in one frame and from the back in another frame, we can provide additional pose constraints through canonical object correspondences. We first propose a neural network to predict such correspondences on a per-pixel level, which we then combine in our energy formulation with state-of-the-art keypoint matching solved with a joint Gauss-Newton optimization. In a pairwise setting, our method improves registration recall of state-of-the-art feature matching from 77% to 87% overall and from 21% to 52% in pairs with 10% or less inter-frame overlap. In registering RGB-D sequences, our method outperforms cutting-edge SLAM baselines in challenging, low frame-rate scenarios, achieving more than 35% reduction in trajectory error in multiple scenes.

¹<https://cangumeli.github.io/ObjectMatch/>

1. Introduction

RGB-D registration and 3D SLAM has been a fundamental task in computer vision, with significant study and enabling many applications in mixed reality, robotics, and content creation. Central to both state-of-the-art traditional and learning-based camera pose estimation is establishing correspondences between points in input frames. However, correspondence estimation remains quite challenging when there is little or no overlap between frames.

In contrast, humans can easily localize across these challenging scenarios by leveraging additional semantic knowledge – in particular, by further localizing at the level of objects and identifying matching objects between views. For instance, when observing a chair from the back and the side (e.g., in Figure 1), view overlap is minimal (or even no view overlap), resulting in failed registration from keypoint matching. However, the semantic knowledge of the chair and its object pose nonetheless enables humans to estimate the poses from which the front and side views were taken. Thus, we propose to take a new perspective on camera pose estimation, and imbue camera registration with awareness of such semantic correspondences between objects for robust performance in these challenging scenarios.

To this end, we propose ObjectMatch, a new paradigm for camera pose estimation leveraging canonical object correspondences in tandem with local keypoint correspondences between views. This enables significantly more robust registration under a variety of challenging scenar-

ios, including low view overlap. For a sequence of input frames, ObjectMatch learns to semantically identify objects across frames, enabling a compact, global parameterization of 9-DoF object poses. Object correspondences are established through predicting normalized object coordinates [44], dense correspondences from object pixels to a canonically oriented space for each object. We then formulate a joint camera and object pose optimization that constrains object correspondences indirectly, operating irrespective of the shared visibility of image regions. Our approach is complementary to state-of-the-art SLAM methods, and we leverage our energy formulation to complement state-of-the-art keypoint matching [10, 11, 36] in a joint Gauss-Newton optimization.

Our method outperforms strong baselines in both pairwise registration and registration of RGB-D frame sequences. In pairwise registration of challenging ScanNet [9] image pairs, we improve pose recall of state-of-the-art keypoint matching by 10%, from 77% to 87%. Moreover, our method is significantly more robust against decreasing inter-frame overlap; we improve pose recall from 21% to 52% when the overlap is below 10%. On sequence registration of room-scale RGB-D scenes, our method outperforms various strong baselines in difficult, low frame-rate settings in several TUM-RGBD [40] and ScanNet [9] scenes, reducing the trajectory error by more than 35% in multiple challenging scenes.

To sum up, our main contributions include:

- An object-centric camera pose estimation that can handle low overlap frame sets via indirect, canonical object correspondences established with predicted dense, per-pixel normalized object coordinates.
- A joint energy formulation that leverages semantic object identification and dense, normalized object coordinates corresponding to canonical object geometries.
- Our semantic grounding of object correspondences enables significantly more robust registration in low overlap and low frame-rate cases. ObjectMatch improves over state of the art from 19% to 52% registration recall of $\leq 10\%$ overlap frame pairs, and achieves over 35% trajectory error reduction in several challenging sequences.

2. Related Work

RGB-D Registration and SLAM. In recent years, there have been many advances indoor RGB-D reconstruction. Earlier RGB-D fusion approaches focus on frame-to-model camera tracking [20, 29]. To handle the loop closures better, more recent SLAM systems introduce explicit strategies or global optimization methods for handling loop closures through global optimization [5, 10, 28, 37, 45] to fix tracking

error. More recently, deep learning techniques have been applied to registration and SLAM scenarios, with methods ranging from geometric point cloud registration [6, 18, 31] as well as neural field based SLAM techniques [17, 41, 50]. Despite all the successes in RGB-D SLAM and registration, the task is still challenging since incomplete loop closures observed via low-overlap frames cannot be handled, and most SLAM methods require very high overlap between consecutive frames to track cameras accurately.

Feature Matching. Modern RGB(-D) camera pose estimators rely on a feature matching backbone. Classical global registration techniques [5, 48] use FPFH features [34] over point cloud fragments. On the other hand, many global RGB-D SLAM techniques rely on sparse color features [10, 28]. While being successful in many scenarios, conventional feature matching often fails when the inter-frame overlap is low. Therefore, deep learning techniques have been utilized for predicting overlapping regions based on geometry or color. On the geometric side, Deep Global Registration [6] predicts overlapping point features using nearest neighbor search learned geometric features [7]. Methods such as PREDATOR [18] and Geometric Transformer [31] use attention mechanism to target overlapping regions for registration. In the domain of color features, SuperPoint and SuperGlue [11, 36] build a formative approach in GNN-based keypoint feature matching. Methods such as LoFTR [43] introduces more dense and accurate sub-pixel level matching. Despite being very successful in handling wide-baseline scenarios, learned feature matching still requires a significant amount of shared visibility and geometric overlap.

Camera Pose Estimation with Semantic Cues. Several methods have been developed to incorporate semantic priors to improve low-overlap registration. PlaneMatch [39] proposed coplanarity priors for handling loop closures and low overlap cases. Our method instead leverages object-centric constraints, exploiting the power of semantic object recognition. Virtual Correspondences (VC) [24] introduces a human-centric approach that leverages hallucinated object volumes to form virtual epi-polar constraints between frames. In contrast, we use indirect instead of direct correspondences that do not require hallucinated object volumes. Furthermore, our method works on a diverse set of furniture categories while VC focuses on humans. Pioneered by SLAM++ [35], there is also a rich literature of object-centric SLAM solutions, e.g., [26, 42]. Such SLAM methods leverage local, per-frame poses of objects to establish constraints; instead, we develop a global object pose optimization that is more robust against occluded viewpoints.

Object Pose Estimation using Normalized Object Coordinates. 3D object pose estimation has been widely studied from RGB and RGB-D inputs. Normalized Object Co-

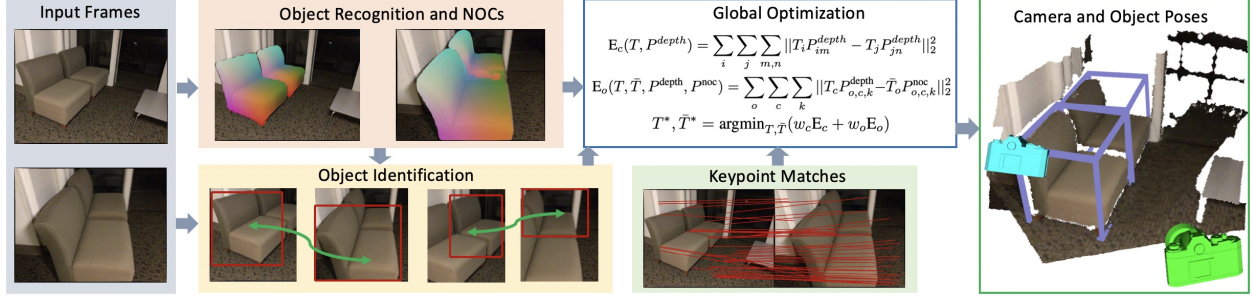


Figure 2. Overview of our approach to incorporate object correspondence grounding in global pose estimation. From a set of input RGB-D frames, ObjectMatch predicts object instances for each frame with dense normalized object correspondences. The predicted object instances are used to identify objects across frames, forming indirect object correspondences. We combine object correspondences with SuperGlue [11, 36] keypoint matches in a joint energy optimization that yields both camera and object poses in a global registration.

ordinate Space (NOCs) [44] was proposed to form dense correspondences from input RGB-D frames to canonical object geometries, enabling better generalization than direct regression of object poses. End2End SOC [2] formulated a NOC-based approach for CAD retrieval and alignment to 3D scans, using a differentiable Procrustes algorithm. To enable CAD alignment to single RGB images, ROCA [13] leveraged NOC space in combination with predicted depths, formulating a robust differentiable Procrustes optimization [13]. Seeing Behind Objects [27] further leveraged NOC correspondences both to obtain local object poses and object completion for re-identification for RGB-D multi-object tracking. Wide disparity re-localization technique [26] uses the NOC predictions from [44] to construct an object-level map for re-localization in SLAM. In contrast to these approaches that focus on individual object poses, we use NOC correspondences directly in a multi-frame, global camera, and object pose optimization.

3. Method

3.1. Problem Setup

Given K RGB-D frames $\{(I_1^c, I_1^d), \dots, (I_K^c, I_K^d)\}$, we aim to optimize their 6-DoF camera poses $T_c = \{T_2, \dots, T_K\}$, assuming the first frame is the reference, i.e., $T_1 = I$. A 6-DoF camera pose T_i is represented by Euler angles γ and translations t , $T_i = (\gamma_x, \gamma_y, \gamma_z, t_x, t_y, t_z)$.

We also parameterize global, 9-DoF object poses, $\bar{T}_o = (\gamma_x, \gamma_y, \gamma_z, t_x, t_y, t_z, s_x, s_y, s_z)$, comprising 6-DoF angles and translations, and 3-DoF anisotropic scales s .

We formulate a joint energy optimization of the form:

$$T^*, \bar{T}^* = \operatorname{argmin}_{T, \bar{T}} (E_c(T, M) + E_o(T, \bar{T}, N)) \quad (1)$$

where M are inter-frame feature matches and N are intra-frame canonical object correspondences established with normalized object coordinates (NOCs) that densely map

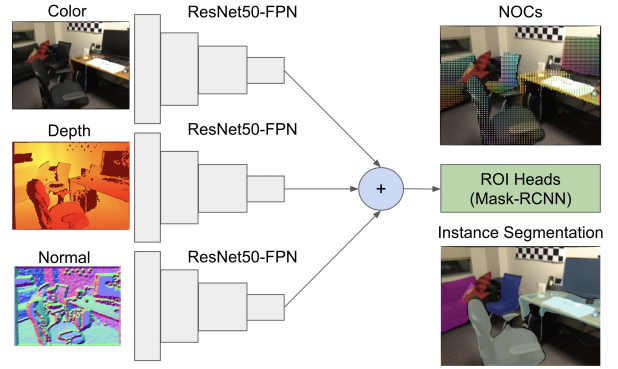


Figure 3. Multi-modal object recognition and NOC prediction. Our ResNet-FPN [15, 21] backbone takes color, reversed jet colored depth [12], and 2x down-sampled colored 3D depth normals, and produces multi-scale features by averaging different input encodings. From the obtained features, our method recognizes objects and predicts NOCs for each object, based on a Mask-RCNN [14]-style prediction.

to the canonical space of an object in $[-0.5, 0.5]^3$. E_c is the feature matching energy function, and E_o is our object-centric energy function. Since robust feature matching and optimization are readily available off the shelf [10, 11, 31, 36], our method focuses on building the object-centric energy E_o . To this end, we need two function approximators, realized via deep neural networks: (1) a learned model for object recognition and NOC prediction, and (2) a learned model for object identification. The realization of these networks is described in Sections 3.2 and 3.3, respectively, and energy function Eq. 1 in Section 3.4. An overview of our approach is visualized in Figure 2.

3.2. Predicting Object Correspondences

To obtain object constraints in our final optimization, we recognize objects via object detection and instance segmentation, and predict object correspondences as dense NOCs [44] for each object, as shown in Figure 3. We build

on a Mask-RCNN [14] with ResNet50-FPN [15, 21] backbone, pre-trained on ImageNet [33] and COCO [22].

To input the depth of the RGB-D frames, we propose a modified, multi-modal ResNet50-FPN [12, 15, 21] backbone. Our backbone takes 480x640 color, 480x640 reverse jet-colored depth, and 240x320 colored depth normals as input. We average the resulting FPN features to a single feature pyramid:

$$G = \frac{\text{FPN}^c(I^c) + \text{FPN}^d(I^d) + \text{U}(\text{FPN}^n(I^n))}{3}, \quad (2)$$

where I^c, I^d, I^n are color, depth, and normal images, $\text{FPN}^c, \text{FPN}^d, \text{FPN}^n$ are the corresponding ResNet50-FPN backbones, and U is an up-sampling operator to match the normal features' spatial size with others. This enables fine-tuning the pre-trained bounding box, class, and instance segmentation heads of Mask-RCNN [14], while also exploiting depth information. We use symmetrically structured FPNs, all pre-trained on ImageNet and COCO as initialization, but without any parameter sharing.

To obtain object correspondences, we establish mappings from detected objects to their canonical spaces, in the form of dense NOCs. That is, for each pixel in the object's instance mask, we predict 3D points P_o^{noc} using a fully convolutional network:

$$P_o^{\text{noc}} = \text{FCN}(G_o), \quad p \in [-0.5, 0.5]^3 \forall p \in P_o^{\text{noc}}. \quad (3)$$

We optimize an ℓ_1 loss L_{noc} using ground-truth NOCs $P_o^{\text{noc-gt}}$,

$$L_{\text{noc}} = \sum_o \sum_i \|P_{o,i}^{\text{noc}} - P_o^{\text{noc-gt}}\|_1. \quad (4)$$

Common furniture objects expose several rotational symmetries in the up axis [1, 2, 44], resulting in multiple correct NOC representations of object. To handle rotational symmetries, we make the NOC loss symmetry aware, taking the minimum ℓ_1 difference over the set of correct NOCs. To be able to use the symmetry information at inference time, we also add a symmetry classification to filter out symmetric objects, $c_{\text{sym}} = \text{MLP}^{\text{sym}}(G_o)$, optimized using a cross entropy loss L_{sym} .

In addition to NOCs, we also regress anisotropic 3D object scales s_o using a fully connected network, $s_o = \text{MLP}^{\text{scale}}(G_o)$, and optimize s_o with an ℓ_1 loss L_{scale} . The object scale enables holistic object pose understanding within each frame and helps to filter potential object matches across views using scale consistency.

Finally, to make our NOC-depth correspondences least-squares friendly for our desired optimization, we also introduce a per-frame differentiable Procrustes objective L_{proc} , using a differentiable Kabsch solver [32] to obtain local ob-

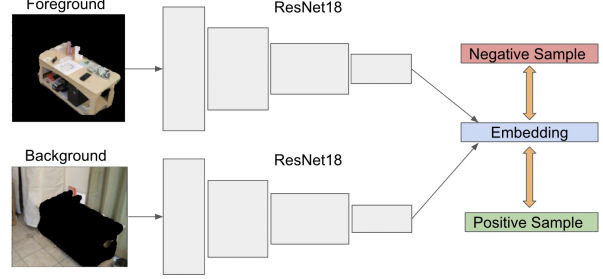


Figure 4. Our foreground/background metric learning encoder for object matching, inspired by re-OB [3]. Using the detected and segmented objects from the model in Section 3.2, we encode foreground and background regions of object regions, using lightweight ResNet-18 encoders on the RGB-D features.

ject rotations and translations:

$$R_o^*, t_o^* = \underset{R_o, t_o}{\operatorname{argmin}} \left(\sum_i \|R_o(P_{o,i}^{\text{noc}} \odot s_o) + t_o - P_{o,i}^{\text{depth}}\|_2^2 \right) \quad (5)$$

for each object o , where P_o^{depth} are back-projected input RGB-D depths corresponding to the object's predicted instance mask in its region of interest, and \odot denotes element-wise multiplication. We train the local object poses with

$$L_{\text{proc}} = w_r \sum_o \|R_o^* - R_o^{\text{gt}}\|_1 + w_t \sum_o \|t_o^* - t_o^{\text{gt}}\|_2^2. \quad (6)$$

Our full loss used for training is then

$$L = L_m + w_n L_{\text{noc}} + w_s L_{\text{scale}} + w_{\text{sym}} L_{\text{sym}} + w_p L_{\text{proc}}, \quad (7)$$

where L_m is the sum of Mask-RCNN losses [14] and w are scalar weights balancing additional losses.

Implementation. We use the augmented 400k ScanNet train image split for training [9, 13], with Scan2CAD labels of the most common 9 furniture categories following [1, 13, 25]. We use a standard Mask-RCNN [14, 46] training schedule with 1k warm-up iterations, 0.003 base learning rate and learning rate decays at 60k and 100k iterations with a total of 120k training iterations. We implement the pipeline using Detectron2 [46].

3.3. Matching Object Instances

In our global pose optimization formulation, the relation between frames is formed via a global identification of objects across frames. To enable such identification without any heuristic spatial assumptions, we train a simple metric learner that ranks object semantic similarities across frames. Our object matching is shown in Figure 4.

We characterize objects for matching by their respective RGB-D features in the object instance mask, in addition to global context in the 5-times upsampled object bounding box.

All inputs are resized to 224x224 and input to a lightweight ResNet18 [15] backbone pre-trained on ImageNet [33].

Similar to object detection, we employ two backbones for color and colored depth inputs. We omit normal input object matching, as it empirically did not provide any benefit. For each input modality, we train two ResNet-18 backbones for masked and inverse masked crops, namely foreground (object) and background (context) encodings,

$$e = \text{MLP}([\text{RN}^c(F_c), \text{RN}^c(B_c)] + [\text{RN}^d(F_d), \text{RN}^d(B_d)]) \quad (8)$$

where RN are ResNet18s, MLP is a fully connected network, F, B are foreground and background crops for color (c) and depth (d), and e is the object embedding vector.

Given an anchor object embedding e_a , a correctly matching object embedding e_p , and a negative example e_n , we train our metric learning using a triplet margin loss [16]:

$$L_{\text{tri}} = \max(d(e_a, e_p) - d(e_a, e_n) + 1.0, 0), \quad (9)$$

where d is the ℓ_2 distance.

We only consider triplets from the same category, as the object recognition pipeline provides classification. At inference time, we match the best instances using the Hungarian algorithm and apply a threshold $d(e_i, e_j) < \alpha$ for the matching object pairs from the same class. This semantic matching can be scaled to multiple frames via, e.g., object tracking with re-identification, or in our case, a simple pose graph optimization over frame pairs.

Implementation. We implement the identification network using PyTorch [30] and train it on ScanNet data [9]. We train the network for 100k iterations with a batch size of 8 using a momentum optimizer with learning rate 1e-4 and momentum 0.9.

3.4. Energy Optimization

We realize the joint energy minimization in Eq. 1 using keypoint and NOC constraints.

Using the predicted NOC constraints with back-projected depths, we can re-write the E_o in Eq. 1 as:

$$E_o(T, \bar{T}, P^{\text{depth}}, P^{\text{noc}}) = \sum_o \sum_c \sum_k \|T_c P_{o,c,k}^{\text{depth}} - \bar{T}_o P_{o,c,k}^{\text{noc}}\|_2^2 \quad (10)$$

where \bar{T}, T represent 9-DoF and 6-DoF camera and object transformations, respectively. Here, object indices are determined by the object identification, and global object poses \bar{T} indirectly constrain frames to each other without any explicit inter-frame feature matching.

In many cases, object constraints alone may not be sufficient to optimize the camera pose (e.g., frames may not share matching objects together). However, our object-based optimization is fully complementary to classical fea-

ture matching, and we thus formulate our objective in combination with feature matching constraints E_c :

$$E_c(T, P^{\text{depth}}) = \sum_i \sum_j \sum_{m,n} \|T_i P_{i,m}^{\text{depth}} - T_j P_{j,n}^{\text{depth}}\|_2^2 \quad (11)$$

Our method is agnostic to the feature matcher, whether classical or learning-based. In this work, we experiment with two different keypoint matching systems to realize E_c , namely SuperGlue [11, 36] and Geometric Transformer [31], both offering state-of-the-art indoor feature matching.

With both object and feature matching constraints, we realize the desired joint energy formulation as

$$T^*, \bar{T}^* = \text{argmin}_{T, \bar{T}} (w_c E_c + w_o E_o). \quad (12)$$

Since non-linear least squares problems can be sensitive to outliers, we additionally employ outlier removal. Similar to BundleFusion [10], we apply Kabsch filtering to both intra-frame and keypoint constraints, using the matching depth-NOC and depth-depth correspondences, respectively. That is, we iteratively solve an orthogonal Procrustes problem and only keep the correspondences that have lower optimization errors. We use a liberal 20cm threshold to handle wide-baseline frames. Objects and inter-frame matches are rejected if the number of NOCs is < 15 and the number of keypoints < 5 , respectively.

To solve this least-squares problem, we use a Gauss-Newton optimizer. To handle outliers during this global optimization, we remove $> 15\text{cm}$ error residuals during optimization. As global optimization can produce coarse results, we further apply an ICP refinement.

To handle SLAM-style sequence registration, we use a state-of-the-art global pose graph optimization [5, 49] over pairwise frame registration, using a single hierarchy level for simplicity. However, our method could be scaled to multi-frame optimization via object tracking and subdivided into multiple hierarchy levels to handle very large-scale scenes.

4. Experiments

We evaluate our approach on both pairwise registration (Section 4.1) and sequence registration for RGB-D SLAM (Section 4.2).

4.1. Pairwise Registration

Evaluation Datasets. We evaluate pairwise camera pose estimation results on 300 challenging frame pairs from the validation set of ScanNet [9].

Optimization. To establish object correspondences across frame pairs in Eq. 10, we use the top-1 matching object with embedding distance threshold 0.05. In the absence of both keypoint matches and object matches, we

consider object matches with distance < 0.15 . Only objects of the same class label and predicted maximum scale ratio < 1.5 can match. We determine the best matching object based on the number of NOC-depth constraints after the filtering described in Section 3.4. We combine it with keypoint constraints and refine the results with ICP.

Classical Baselines. We compare our method against various hand-crafted feature-matching and registration baselines. These baselines include BundleFusion keypoint optimization with SIFT descriptors and Kabsch filtering [10, 23], (SIFT + BF), and two geometric global registration baselines, Fast Global Registration (Fast GR) [48] and Global Registration (GR) [5], based on approximate and exact RANSAC over FPFH [34] features, respectively. As a post-processing step, all methods are refined using ICP. We use Open3D [49] implementations for global registration baselines as well as ICP post-processing of all methods, and our custom implementation for SIFT + BF using the SIFT implementation of OpenCV [4].

Learned Baselines. We also compare with pose estimators using learned models for feature or object matching: Geo Transformer [31], which performs dense geometric feature matching, and SG + BF which leverages the powerful learned SuperGlue [36] and SuperPoint [11] feature matching approaches in combination with BundleFusion [10] Kabsch filtering and 3D Gauss Newton optimization. We also use our network predictions to create a 3D object tracking baseline, *Object Track*, mimicking tracking-based object-SLAM systems. Object Track obtains local object poses and object matches from Sections 3.2 and 3.3, but instead uses relative local object poses to get the camera pose instead of a global energy optimization. All methods are refined using ICP as a post-processing step.

Evaluation Metrics. We use the Pose Recall metric for pose evaluation, following previous RGB-D pairwise registration works [6, 18]. To comprehensively capture performance, we employ several thresholds for absolute translation (in cm) and rotation (in $^\circ$). Since absolute translation is more difficult than rotation, its thresholds are twice the angle thresholds, following [6].

Quantitative Results. In Table 1, we evaluate on ScanNet [9] validation frame pairs, measuring recall in various thresholds. Combined with state-of-the-art feature matching in a joint optimization, our method outperforms both classical and learning-based methods. Furthermore, the gap increases with lower overlap, since our method can leverage object-based correspondences to estimate alignment in the absence of key-point matches. We also show that our global optimization (Ours (w/o key-points)) significantly outperforms a naive object-based tracking (Object Track), demonstrating the efficacy of our global optimization formulation.




Figure 5. Low overlap registration on ScanNet [9], where traditional feature matching fails. Predicted NOC correspondences are visualized, along with object box and camera poses of the left and right images in green and blue, respectively.

Our approach is designed to complement key-point matching, notably improving state of the art in combination with state-of-the-art geometric and RGB-D feature matching.

Analysis of Performance by Overlap. In Table 2 and Figure 6, we show 30cm, 15° recall performance at dif-

Method	Pose Recall by Threshold		
	5°, 10cm	10°, 20cm	15°, 30cm
SIFT + BF [10, 23]	23.81	27.18	29.45
Fast GR [34, 48]	35.28	37.86	39.81
GR [5]	39.48	44.66	48.54
Object Track	35.60	41.10	43.69
GeoTrans [31]	62.78	70.23	72.49
SG + BF [10, 11, 36]	66.34	74.76	76.70
Ours (w/o keypoints)	57.93	66.67	70.87
Ours (w/ GeoTrans)	67.96	76.38	79.94
Ours (w/ SG + BF)	72.82	84.14	87.38

Table 1. Pose Recall results on ScanNet [9] validation images. Combined with state-of-the-art feature matching, our method outperforms various classical and learning-based baselines. Our approach complements both Geometric Transformer [31] (Ours (w/ GeoTrans)) and SuperGlue [36] (Ours (w/ SG + BF)) feature matches, notably improving pose recall.

Method	Recall by Overlap %		
	≤ 10	(10, 30)	≥ 30
SIFT + BF [10, 23]	2.38	5.26	49.42
GR [5, 34]	0.00	14.74	79.07
Object Track	4.76	31.58	59.88
GeoTrans [31]	21.42	57.89	93.02
SG + BF [10, 11, 36]	19.05	64.21	97.67
Ours (w/o keypoints)	47.62	51.58	87.21
Ours (w/ GeoTrans)	47.62	66.32	95.35
Ours (w/ SG + BF)	52.38	81.05	99.42

Table 2. Recall at 15°, 30cm by overlap percentage. Our method significantly outperforms strong baselines in challenging low overlap frame pairs, more than doubling recall for overlap $\leq 10\%$.

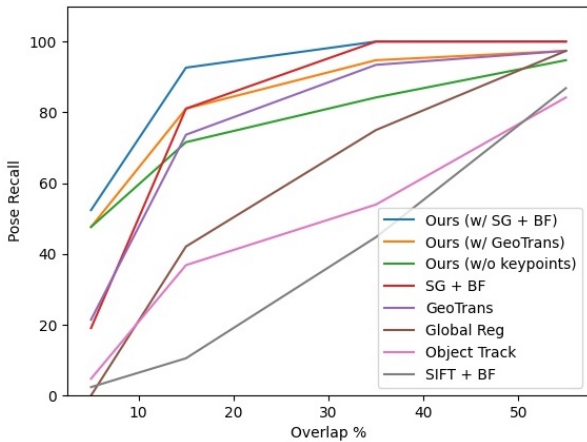


Figure 6. Change of pose performance by overlap percentage on ScanNet [9] validation pairs.

ferent geometric overlap rates, using the radius-based geo-

metric overlap percentage measurement from [18] with 1cm threshold. While all methods perform decrease with overlap, our method retains significantly more robustness. Classical keypoint matching (SIFT + BF, GR) suffer strongly in low-overlap scenarios, which are challenging for hand-crafted descriptors. The learned approaches of GeoTrans and SG+BF maintain some performance with decreasing overlap, but still suffer strongly. Our incorporation of object-based reasoning effectively complements keypoint matching while significantly improving robustness to low overlap, obtaining a performance improvement from 21.42% to 52.38% for overlap $\leq 10\%$.

Qualitative Results. Figure 5 shows examples of low-overlap registration on ScanNet [9] frame pairs. Due to the minimal overlap, traditional keypoint matching cannot find sufficient correspondences, while our object grounding enables accurate camera pose estimation through the indirect object constraints.

4.2. Registration of RGB-D SLAM Sequences

We further demonstrate the effectiveness of our method in a RGB-D SLAM setting, registering sequences of frames in room-scale scenes. In particular, we evaluate challenging, low frame rate settings that reflect common non-expert capture such as fast camera motion.

For optimization, we use a global pose graph optimization over pairwise registration similar to the multi-way global registration of [5, 6, 49], as it offers an off-the-shelf, simple, and robust solution. We refer to our supplementary material for further optimization details.

Datasets and Evaluation Metrics. We evaluate our method on TUM-RGBD [40] and ScanNet [9] scenes. For ScanNet, we use a set of 12 scenes from the validation and test sets, having a wide range of sizes, environments, and camera trajectories. We sample every 30th frame for TUM-RGBD (1Hz) and every 20th frame in ScanNet (1.5Hz). All methods use the same hyperparameters for each dataset, respectively. To evaluation registration quality, we use the standard root mean squared trajectory error used for TUM-RGBD evaluation [40].

Baselines. We implement various popular feature descriptors from cutting edge SLAM system in global pose graph optimization setups and thoroughly tune hyper-parameters of each method to support low-frame rate sequences. We compare against Redwood [5], a global multi-way pose graph that use FPFH [34] features. We also deploy robust RGB-D SIFT features used in BundleFusion [10, 23] in a global pose graph optimization, creating the SIFT + BF baseline. Finally, we use the state-of-the-art SuperGlue matches of SuperPoint features with BundleFusion’s sparse 3D optimization, SG + BF, as described in Section 4.1.

Method	TUM Scene @ 1Hz					ScanNet Scene @ 1.5Hz											
	fr1/desk	fr1/xyz	fr2/xyz	fr2/desk	fr3/office	0011	0081	0169	0207	0423	0430	0461	0494	0718	0760	0773	0805
SIFT + BF [10, 23]	30.60	3.49	2.73	157.02	38.01	222.49	108.03	126.57	104.64	160.69	248.00	20.90	33.98	81.48	38.03	22.47	86.80
Redwood [5, 34, 49]	3.10	1.97	1.88	140.17	175.64	164.01	50.96	47.24	47.17	88.43	156.76	10.47	9.77	133.53	6.55	43.19	253.39
SG + BF [10, 11, 36]	3.01	1.92	1.81	5.30	5.14	13.88	6.77	8.09	5.62	7.67	35.97	3.31	7.16	13.42	6.37	12.43	12.98
Ours (w/ SG + BF)	3.01	1.92	1.81	5.26	4.92	12.53	5.73	6.85	5.32	4.75	18.23	2.67	6.85	6.70	5.88	7.00	10.86

Table 3. ATE RMSE values (cm) on room-scale TUM-RGBD [40] and ScanNet [9] test scenes. We evaluate at challenging 1 FPS and 1.5 FPS by sampling every 30th and 20th frames from TUM-RGBD and ScanNet, respectively. ObjectMatch outperforms strong baselines leveraging from classical and learning-based SLAM systems.




Figure 7. Qualitative comparison for registration of ScanNet scenes [9], in comparison with only feature matching SG + BF [10, 11, 36]. All results are visualized by volumetric fusion of the respective RGB-D frames with the estimated poses. Our optimized poses produce more accurate, clean and consistent reconstruction, due to incorporating the object-based information in our global optimization. Example loop closures with matching object correspondences are shown on the right.

Quantitative Results. In Table 3, we compare our method to state-of-the-art traditional and learned SLAM approaches. Across both TUM-RGBD and ScanNet validation and test scenes [9, 40], our object-grounded approach enables improved camera pose estimation. In particular, for the larger-scale ScanNet scenes, ObjectMatch achieves notable reduction in trajectory error, of 38%, 49%, 50%, and 44% in scenes 0423, 0430, 0718, and 0773.

Qualitative Results. In Figure 7, we show ScanNet [9] scene reconstructions using estimated camera poses. RGB-D frames are fused using a scalable TSDF volumetric fusion [8, 49]. Our approach complements state-of-the-art fea-

ture matching [10, 11, 36], enabling more accurate and consistent reconstructions using our indirect correspondences, in comparison to feature matching alone. We refer to the supplemental for additional qualitative sequence registration results.

Limitations and Future Work. ObjectMatch shows the capability of leveraging incorporating object semantics into global pose optimization; however, various limitations remain. In particular, our approach leverages higher-level semantic correspondence given by objects for registration; however, in scenarios where object matches do not exist in frame views, we cannot leverage this constraint and instead use only feature matches. Further leveraging background information regarding shared structures seen from different views would provide additional semantic correspondence information to further complement registration. Additionally, while estimating canonical correspondences with objects can provide significant view information, object alignments can be somewhat coarse, while reasoning at a finer-grained level of object parts would provide more precise reasoning.

5. Conclusion

We have presented ObjectMatch which introduces a new paradigm for incorporating object semantics into camera pose registration. We leverage indirect, canonical object correspondences established with normalized object coordinates for camera pose optimization aspects in RGB-D registration and SLAM. To obtain these correspondences, we propose a two multi-modal neural networks for object recognition with normalized object coordinate prediction and object identification. ObjectMatch operates in tandem with state-of-the-art feature matching in a joint Gauss-Newton optimization, with its object grounding enabling registration to handle frame pairs with very low to no shared visibility. As a result, ObjectMatch significantly improves the state-of-the-art feature matching in both pairwise and sequence registration of RGB-D frames, particularly in the challenging low-overlap regime. Overall, we hope our method to open up new possibilities in the context of leveraging semantic information for camera pose estimation.

Acknowledgements. This work was supported by the ERC Starting Grant Scan2CAD (804724), the Bavarian State Ministry of Science and the Arts coordinated by the Bavarian Research Institute for Digital Transformation (bidt), the German Research Foundation (DFG) Grant “Making Machine Learning on Static and Dynamic 3D Data Practical”, and the German Research Foundation (DFG) Research Unit “Learning and Simulation in Visual Computing.”

References

- [1] Armen Avetisyan, Manuel Dahnert, Angela Dai, Manolis Savva, Angel X Chang, and Matthias Nießner. Scan2cad: Learning cad model alignment in rgb-d scans. In *Proceedings of the IEEE/CVF Conference on computer vision and pattern recognition*, pages 2614–2623, 2019. 4, 12
- [2] Armen Avetisyan, Angela Dai, and Matthias Nießner. End-to-end cad model retrieval and 9dof alignment in 3d scans. In *Proceedings of the IEEE/CVF International Conference on computer vision*, pages 2551–2560, 2019. 3, 4
- [3] Vaibhav Bansal, Stuart James, and Alessio Del Bue. re-obj: Jointly learning the foreground and background for object instance re-identification. In *International Conference on Image Analysis and Processing*, pages 402–413. Springer, 2019. 4
- [4] G. Bradski. The OpenCV Library. *Dr. Dobb’s Journal of Software Tools*, 2000. 6
- [5] Sungjoon Choi, Qian-Yi Zhou, and Vladlen Koltun. Robust reconstruction of indoor scenes. In *Proceedings of the IEEE Conference on Computer Vision and Pattern Recognition*, pages 5556–5565, 2015. 2, 5, 6, 7, 8, 14
- [6] Christopher Choy, Wei Dong, and Vladlen Koltun. Deep global registration. In *Proceedings of the IEEE/CVF conference on computer vision and pattern recognition*, pages 2514–2523, 2020. 2, 6, 7
- [7] Christopher Choy, Jaesik Park, and Vladlen Koltun. Fully convolutional geometric features. In *ICCV*, 2019. 2
- [8] Brian Curless and Marc Levoy. A volumetric method for building complex models from range images. In *Proceedings of the 23rd annual conference on Computer graphics and interactive techniques*, pages 303–312. ACM, 1996. 8, 11
- [9] Angela Dai, Angel X Chang, Manolis Savva, Maciej Halber, Thomas Funkhouser, and Matthias Nießner. Scannet: Richly-annotated 3d reconstructions of indoor scenes. In *Proceedings of the IEEE conference on computer vision and pattern recognition*, pages 5828–5839, 2017. 2, 4, 5, 6, 7, 8, 11, 12, 14
- [10] Angela Dai, Matthias Nießner, Michael Zollhöfer, Shahram Izadi, and Christian Theobalt. Bundlefusion: Real-time globally consistent 3d reconstruction using on-the-fly surface reintegration. *ACM Transactions on Graphics (ToG)*, 36(4):1, 2017. 2, 3, 5, 6, 7, 8, 14
- [11] Daniel DeTone, Tomasz Malisiewicz, and Andrew Rabinovich. Superpoint: Self-supervised interest point detection and description. In *Proceedings of the IEEE conference on computer vision and pattern recognition workshops*, pages 224–236, 2018. 2, 3, 5, 6, 7, 8, 14
- [12] Andreas Eitel, Jost Tobias Springenberg, Luciano Spinello, Martin Riedmiller, and Wolfram Burgard. Multimodal deep learning for robust rgb-d object recognition. In *2015 IEEE/RSJ International Conference on Intelligent Robots and Systems (IROS)*, pages 681–687. IEEE, 2015. 3, 4, 12, 13
- [13] Can Gümeli, Angela Dai, and Matthias Nießner. Roca: Robust cad model retrieval and alignment from a single image. In *Proceedings of the IEEE/CVF Conference on Computer Vision and Pattern Recognition*, pages 4022–4031, 2022. 3, 4, 12, 13
- [14] Kaiming He, Georgia Gkioxari, Piotr Dollár, and Ross Girshick. Mask r-cnn. In *Proceedings of the IEEE international conference on computer vision*, pages 2961–2969, 2017. 3, 4, 12, 13
- [15] Kaiming He, Xiangyu Zhang, Shaoqing Ren, and Jian Sun. Deep residual learning for image recognition. In *Proceedings of the IEEE conference on computer vision and pattern recognition*, pages 770–778, 2016. 3, 4, 5, 13
- [16] Elad Hoffer and Nir Ailon. Deep metric learning using triplet network. In *International workshop on similarity-based pattern recognition*, pages 84–92. Springer, 2015. 5
- [17] Jiahui Huang, Shi-Sheng Huang, Haoxuan Song, and Shi-Min Hu. Di-fusion: Online implicit 3d reconstruction with deep priors. In *Proceedings of the IEEE/CVF Conference on Computer Vision and Pattern Recognition*, pages 8932–8941, 2021. 2
- [18] Shengyu Huang, Zan Gojcic, Mikhail Usvyatsov, Andreas Wieser, and Konrad Schindler. Predator: Registration of 3d point clouds with low overlap. In *Proceedings of the IEEE/CVF Conference on Computer Vision and Pattern Recognition (CVPR)*, pages 4267–4276, June 2021. 2, 6, 7
- [19] J. D. Hunter. Matplotlib: A 2d graphics environment. *Computing in Science & Engineering*, 9(3):90–95, 2007. 14
- [20] Shahram Izadi, David Kim, Otmar Hilliges, David Molyneaux, Richard Newcombe, Pushmeet Kohli, Jamie Shotton, Steve Hodges, Dustin Freeman, Andrew Davison, et al. Kinectfusion: real-time 3d reconstruction and interaction using a moving depth camera. In *Proceedings of the 24th annual ACM symposium on User interface software and technology*, pages 559–568, 2011. 2
- [21] Tsung-Yi Lin, Piotr Dollár, Ross Girshick, Kaiming He, Bharath Hariharan, and Serge Belongie. Feature pyramid networks for object detection. In *Proceedings of the IEEE conference on computer vision and pattern recognition*, pages 2117–2125, 2017. 3, 4, 13
- [22] Tsung-Yi Lin, Michael Maire, Serge Belongie, James Hays, Pietro Perona, Deva Ramanan, Piotr Dollár, and C Lawrence Zitnick. Microsoft coco: Common objects in context. In *European conference on computer vision*, pages 740–755. Springer, 2014. 4, 13
- [23] David G Lowe. Object recognition from local scale-invariant features. In *Proceedings of the seventh IEEE international conference on computer vision*, volume 2, pages 1150–1157. Ieee, 1999. 6, 7, 8, 14
- [24] Wei-Chiu Ma, Anqi Joyce Yang, Shenlong Wang, Raquel Urtasun, and Antonio Torralba. Virtual correspondence: Humans as a cue for extreme-view geometry. 2022. 2

- [25] Kevis-Kokitsi Maninis, Stefan Popov, Matthias Niesser, and Vittorio Ferrari. Vid2cad: Cad model alignment using multi-view constraints from videos. *IEEE Transactions on Pattern Analysis and Machine Intelligence*, 2022. 4, 13
- [26] Yuhang Ming, Xingrui Yang, and Andrew Calway. Object-augmented rgb-d slam for wide-disparity relocalisation. In *2021 IEEE/RSJ International Conference on Intelligent Robots and Systems (IROS)*, pages 2203–2209. IEEE, 2021. 2, 3
- [27] Norman Muller, Yu-Shiang Wong, Niloy J Mitra, Angela Dai, and Matthias Nießner. Seeing behind objects for 3d multi-object tracking in rgb-d sequences. In *Proceedings of the IEEE/CVF Conference on Computer Vision and Pattern Recognition*, pages 6071–6080, 2021. 3
- [28] Raul Mur-Artal and Juan D Tardós. Orb-slam2: An open-source slam system for monocular, stereo, and rgb-d cameras. *IEEE transactions on robotics*, 33(5):1255–1262, 2017. 2
- [29] Matthias Nießner, Michael Zollhöfer, Shahram Izadi, and Marc Stamminger. Real-time 3d reconstruction at scale using voxel hashing. *ACM Transactions on Graphics (ToG)*, 32(6):1–11, 2013. 2
- [30] Adam Paszke, Sam Gross, Soumith Chintala, Gregory Chanan, Edward Yang, Zachary DeVito, Zeming Lin, Alban Desmaison, Luca Antiga, and Adam Lerer. Automatic differentiation in pytorch. 2017. 5, 13
- [31] Zheng Qin, Hao Yu, Changjian Wang, Yulan Guo, Yuxing Peng, and Kai Xu. Geometric transformer for fast and robust point cloud registration. In *Proceedings of the IEEE/CVF Conference on Computer Vision and Pattern Recognition*, pages 11143–11152, 2022. 2, 3, 5, 6, 7, 14
- [32] Nikhila Ravi, Jeremy Reizenstein, David Novotny, Taylor Gordon, Wan-Yen Lo, Justin Johnson, and Georgia Gkioxari. Accelerating 3d deep learning with pytorch3d. *arXiv:2007.08501*, 2020. 4
- [33] Olga Russakovsky, Jia Deng, Hao Su, Jonathan Krause, Sanjeev Satheesh, Sean Ma, Zhiheng Huang, Andrej Karpathy, Aditya Khosla, Michael Bernstein, et al. Imagenet large scale visual recognition challenge. *International journal of computer vision*, 115(3):211–252, 2015. 4, 5, 13
- [34] Radu Bogdan Rusu, Nico Blodow, and Michael Beetz. Fast point feature histograms (fpfh) for 3d registration. In *2009 IEEE international conference on robotics and automation*, pages 3212–3217. IEEE, 2009. 2, 6, 7, 8, 14
- [35] Renato F Salas-Moreno, Richard A Newcombe, Hauke Strasdat, Paul HJ Kelly, and Andrew J Davison. Slam++: Simultaneous localisation and mapping at the level of objects. In *Proceedings of the IEEE conference on computer vision and pattern recognition*, pages 1352–1359, 2013. 2
- [36] Paul-Edouard Sarlin, Daniel DeTone, Tomasz Malisiewicz, and Andrew Rabinovich. Superglue: Learning feature matching with graph neural networks. In *Proceedings of the IEEE/CVF conference on computer vision and pattern recognition*, pages 4938–4947, 2020. 2, 3, 5, 6, 7, 8, 14
- [37] Thomas Schops, Torsten Sattler, and Marc Pollefeys. Bad slam: Bundle adjusted direct rgb-d slam. In *Proceedings of the IEEE/CVF Conference on Computer Vision and Pattern Recognition*, pages 134–144, 2019. 2
- [38] Wenzhe Shi, Jose Caballero, Ferenc Huszár, Johannes Totz, Andrew P Aitken, Rob Bishop, Daniel Rueckert, and Zehan Wang. Real-time single image and video super-resolution using an efficient sub-pixel convolutional neural network. In *Proceedings of the IEEE conference on computer vision and pattern recognition*, pages 1874–1883, 2016. 13
- [39] Yifei Shi, Kai Xu, Matthias Niessner, Szymon Rusinkiewicz, and Thomas Funkhouser. Planematch: Patch coplanarity prediction for robust rgb-d reconstruction. In *Proceedings of the European Conference on Computer Vision (ECCV)*, pages 750–766, 2018. 2
- [40] J. Sturm, N. Engelhard, F. Endres, W. Burgard, and D. Cremers. A benchmark for the evaluation of rgb-d slam systems. In *Proc. of the International Conference on Intelligent Robot Systems (IROS)*, Oct. 2012. 2, 7, 8, 11, 14
- [41] Edgar Sucar, Shikun Liu, Joseph Ortiz, and Andrew J Davison. imap: Implicit mapping and positioning in real-time. In *Proceedings of the IEEE/CVF International Conference on Computer Vision*, pages 6229–6238, 2021. 2
- [42] Edgar Sucar, Kentaro Wada, and Andrew Davison. NodeSLAM: Neural object descriptors for multi-view shape reconstruction. In *Proceedings of the International Conference on 3D Vision (3DV)*, 2020. 2
- [43] Jiaming Sun, Zehong Shen, Yuang Wang, Hujun Bao, and Xiaowei Zhou. Loft: Detector-free local feature matching with transformers. In *Proceedings of the IEEE/CVF conference on computer vision and pattern recognition*, pages 8922–8931, 2021. 2
- [44] He Wang, Srinath Sridhar, Jingwei Huang, Julien Valentin, Shuran Song, and Leonidas J Guibas. Normalized object coordinate space for category-level 6d object pose and size estimation. In *Proceedings of the IEEE/CVF Conference on Computer Vision and Pattern Recognition*, pages 2642–2651, 2019. 2, 3, 4
- [45] Thomas Whelan, Stefan Leutenegger, Renato Salas-Moreno, Ben Glocker, and Andrew Davison. Elasticfusion: Dense slam without a pose graph. *Robotics: Science and Systems*, 2015. 2
- [46] Yuxin Wu, Alexander Kirillov, Francisco Massa, Wan-Yen Lo, and Ross Girshick. Detectron2. <https://github.com/facebookresearch/detectron2>, 2019. 4, 13
- [47] Andy Zeng, Shuran Song, Matthias Nießner, Matthew Fisher, Jianxiong Xiao, and Thomas Funkhouser. 3dmatch: Learning local geometric descriptors from rgb-d reconstructions. In *Proceedings of the IEEE conference on computer vision and pattern recognition*, pages 1802–1811, 2017. 14
- [48] Qian-Yi Zhou, Jaesik Park, and Vladlen Koltun. Fast global registration. In *European conference on computer vision*, pages 766–782. Springer, 2016. 2, 6, 7
- [49] Qian-Yi Zhou, Jaesik Park, and Vladlen Koltun. Open3D: A modern library for 3D data processing. *arXiv:1801.09847*, 2018. 5, 6, 7, 8, 11, 14, 15
- [50] Zihan Zhu, Songyou Peng, Viktor Larsson, Weiwei Xu, Hujun Bao, Zhaopeng Cui, Martin R Oswald, and Marc Pollefeys. Nice-slam: Neural implicit scalable encoding for slam. In *Proceedings of the IEEE/CVF Conference on Computer Vision and Pattern Recognition*, pages 12786–12796, 2022. 2

A. Supplementary Overview

In this supplementary material, we first show additional registration results in Section B and additional ablation studies in Section C. We then describe additional method and baseline details in Section D.

B. Additional Qualitative Results.




Figure 8. Additional low-overlap registration on ScanNet [9], where traditional feature matching fails. Predicted NOC correspondences are visualized, along with object box and camera poses of the left and right images in green and blue, respectively.

Additional Pair Results. In Figure 8, we show additional low-overlap view registration samples from ScanNet [9] validation and test images.

SLAM Reconstructions. In Figure 9, we show various scene reconstructions from TUM RGB-D [40] and ScanNet [9] using our camera pose estimates with a scalable volume integration [8, 49]. We show that our method obtains

consistent and high-quality reconstructions in challenging low-frame rate scenarios. We use 1 fps for TUM RGB-D (top row) and 1.5 fps for ScanNet (last 3 rows).

Scene Reconstructions with Camera Trajectories



Figure 9. Example scene reconstructions from TUM RGB-D [40] and ScanNet [9] with optimized camera trajectories. Interpolation of camera color from blue to red represents the temporal order of cameras. Geometric reconstructions are obtained using scalable TSDF volume integration [8, 49].

C. Ablation Studies

Effect of Multi-modal Inputs on Object Recognition.

To measure the effect of multi-modal (color, depth, normals) learning in object recognition, we use a set of per-

Input Modality	Class Avg.	Instance Avg.
Color	37.33	41.31
Color + Depth	46.46	54.34
Color + Depth + Normal	48.92	55.09

Table 4. Multi-modal inputs for object recognition. We evaluate Scan2CAD [1] alignment accuracy over ScanNet25k validation images [9]. Adding jet-colored depth input [12] improves performance significantly. Normal input also offers a notable improvement, particularly in category average, helping infrequently-seen categories to generalize better.



Figure 10. Crops of object regions in different context sizes, where object mask is magnified in red. A larger context size captures more details regarding the whole image while smaller context sizes capture more object details.

frame object alignment accuracy metrics over the whole ScanNet25k [9] validation set. We measure Scan2CAD [1] alignment accuracy over object poses as well as standard 2D recognition metrics, restricting the number of possible objects from a category per image instead of per scene. We show the results in Table 4. The local alignments are obtained using the input depths and predicted NOCs. Our multi-modal approach shows notable benefits over color features only.

Effect of Object Identification Context Size. To assess the effect of context size (i.e., the scaling factor of the detected bounding box) on object matching, we evaluate the effect of context size top-1, top-2, and top-3 correctness of best matching objects between ScanNet [9] validation pairs that have at least 1 shared object. top-2 and top-3 refer to up to 2 and 3, since all pairs may not have that many objects. We consider three different context sizes: 4, 5, and 6. These context sizes c are used to scale the detected object boxes B as cB when used to crop image regions for object identification. We show the effect of context size in Figure 10 and Table 5, and find that $c = 5$ produces the most robust performance.

Top-1 vs. Top-2 Filtering. In Table 6, we evaluate the registration recall at different overlap levels for top-1 and top-2 matching object selection. To be selected, objects must be from the same category with mean embedding dis-

Context Size	top-1	top-2	top-3
4	92.86	84.30	81.27
5	93.41	85.40	80.72
6	92.03	84.57	79.89

Table 5. We evaluate top-1, top-2, and top-3 object matching accuracy using different context sizes. Context size is used to scale the detected object box for ROI-cropping for object identification. We show a context size of 5 is a sweet spot for a robust top-1 and top-2 object matching, while a smaller context size is better for top-3 matching.

	Recall by Overlap %		
	≤ 10	(10, 30)	≥ 30
Top-1	52.38	81.05	99.42
Top-2	42.86	77.89	99.42

Table 6. Recall at 15° , 30cm by overlap percentage. We compare top-1 and top-2 selections of objects in our best method variants, Ours (w/ SG + BF). We show top-1 matching is more robust, especially in the low-overlap cases.

tance < 0.05 . We do not report top-3 matching, since it produces identical results to top-2 due to our other outlier removal strategies. In low-overlap cases, top-1 matching offers additional robustness, while with high overlap the two strategies perform identically. This is expected, since in high overlap frames, identical objects and their contexts look more similar to each other. On the other hand, in the low overlap regime, there is a higher change of having ambiguities since different objects may look similar due to viewpoints, and usually there is a smaller number of matching objects compared to high-overlap cases. Therefore, having only the best matching object increases the robustness by reducing the chance of error.

Effect of Symmetry Filtering in Pairwise Registration.

In Table 7, we show the effect of filtering out the symmetric objects in our method, with and without keypoint constraints. While symmetry filtering helps in both cases, the effect is greater when keypoint constraints are not used, since keypoint constraints help to resolve potential ambiguities caused by the rotational symmetries.

D. Method and Baseline Details

D.1. Data Preparation

We use ScanNet [9] RGB-D frames along with CAD model annotations from Scan2CAD [1] to provide supervision for object NOCs. To train the Mask R-CNN [14]-based NOC prediction network, we use ScanNet400k, a subset of the 2.5m ScanNet RGB-D frames defined by ROCA [9, 13]. To supervise object class categories and their 9-DoF poses,

Method	Pose Recall by Threshold
Ours (w/o keypoint, w/o sym flt.)	68.28
Ours (w/o keypoint)	70.87
Ours (w/ SG + BF, w/o sym flt.)	86.73
Ours (w/ SG + BF)	87.38

Table 7. Pose recall @ 15° , 30cm results with and without filtering out rotationally symmetric objects, where the filtering is enabled by rotational symmetry classification trained alongside NOC prediction. We show that symmetry filtering helps more in the object-only case (w/o keypoints), while still maintaining some improvement when our method is combined with keypoints. This shows that the keypoint constraints help to resolve symmetry ambiguities in object constraints.

we use the Scan2CAD CAD alignment labels. Different from ROCA, we match the alignment labels to ScanNet’s own instance labels, thereby obtaining NOCs and object labels via an inverse projection of RGB-D depth measurements instead of renderings of CAD models.

To train the object identification network, we sample triplets of objects; each triplet is sampled from the same scene. To ensure wide baseline coverage, we take the positive samples that are at least 100 frames apart. We use the predictions matched with the ground-truth labels to obtain object crops, matched using the Hungarian algorithm over predicted boxes.

D.2. Architecture

Additional Mask-RCNN Backbone Details. We use the weights and configuration of Mask-RCNN-R50-FPN-3x [14, 15, 21, 22, 33] model from Detectron2 [46] as initialization. Our method predicts 32x32 masks instead of 28x28, to increase the resolution of our object correspondences; therefore, our method pools 16x16 feature grids for region proposals. Due to its fully convolutional nature, the default mask head pre-trained on COCO [22] can still be used for initialization. We use a batch size of 4 images with 128 region proposals each for training and fine-tune each layer of the backbone, except the first 2 layers.

NOC Prediction Head. We use a fully-convolutional network that predicts NOCs for every object. We use the same $16 \times 16 \times 256$ pooled features as in the mask prediction. The feature map is first processed by four 3×3 convolutions with channel sizes of 256. The resulting feature map is then upsampled to $32 \times 32 \times 256$ using a single 3×3 convolution that maps the channel size to 1024, followed by a pixel shuffle operator [30, 38]. The up-sampled feature map is further processed using a single 3×3 convolutions and two 1×1 convolutions all with hidden sizes 256 modeling a shared MLP. The output is obtained via a final 1×1 convolution that projects the feature map to the desired output channel size of 3. We use ReLU activations for each layer

except the output, and a padding of 1 for all 3×3 convolutions. Only NOC values of foreground pixels are considered for training and inference, using the values of ground-truth and predicted segmentation masks, respectively.

Scale Regression Head. We use a fully-connected network (MLP) for regressing 3D anisotropic object scales. We use the same 16×16 feature map as in the NOC head. For efficiency, the network input is first downsampled to $8 \times 8 \times 256$, using a single 5×5 convolution with a stride of 2, and then flattened. Then, we apply two fully-connected layers with a hidden size of 1024. For the 3D scale output, we use a per-category affine layer, similar to the scale prediction head of Vid2CAD [25] and ROCA [13]. That is, the final layer regresses 3 scale values for each of the 9 categories and selects the correct category using the object classification. This enables learning category-specific weights and biases that model the different scale statistics of different categories, e.g., tables being much larger than trash bins or three-person sofas having a different aspect ratio than chairs. All hidden layers use ReLU activations.

Symmetry Classification Head. We use an MLP that is identical to the scale regression head except for the final layer dimension. We use a per-class affine output, since the symmetry statistics of each category tend to differ, e.g., trash cans and tables are more often symmetric than chairs.

Object Identification Network. We use a metric learning approach for identifying objects across frames. Our model backbone is built from an ImageNet [33]-pre-trained ResNet18 [15] architecture provided by Torchvision [30]. We use each layer except the final linear layer, and replicate the backbone for both background and foreground in each input modality (i.e., color and depth), without parameter sharing. We concatenate the foreground and background features, sum the concatenated color and depth features, and feed the result to an output network that applies a 2×2 max-pooling, a 2×2 convolution that doubles the feature channels, followed by a global max pooling, and an output linear layer that produces a 1024-dimensional embedding. We use ReLU activations for every hidden layer. We train the network using an initial learning rate of $1e-4$, which is decreased by 10 when no improvement has occurred in the last two validation steps; validation is run every 5k iterations, evaluating top-2 matching accuracy between validation image pairs.

Input Depth and Normal Preprocessing. We use multi-modal networks [12] to process the depth inputs for both NOC prediction and object identification. For NOC prediction, we normalize the depth inputs assuming a maximum depth of 10 meters (sufficient for indoor rooms), and

then color the depths using inverse jet coloring from Matplotlib [19] such that red represents near and blue represents far, since orange/yellow tones are more common than blue tones in real indoor images. We also estimate normals from depths, using bilateral filtering followed by a nearest neighbor downsampling for depth, followed by a smooth normal estimation using 5×5 Sobel filters. We observe that using normals with half the size of the depth map improves computational efficiency and model accuracy, likely due to their smoothness. Normals are directly colored to RGB by mapping the $[-1, 1]$ range to $[0, 255]$ range. For object identification, we also use inverse jet-colored depths. However, we normalize the depths using the maximum depth value observed in the image rather than using the absolute maximum depth.

D.3. Energy Optimization on RGB-D Sequences

Optimization for Temporal Sequence Registration.

Due to the temporal nature of sequence data, we apply adjusted thresholds from the pairwise registration scenario. In filtering consecutive frames, we use a 30cm instead of a 20cm threshold in BundleFusion Kabsch filtering [10] threshold for keypoint matches to ensure consecutive frames can be registered, with other outlier removal thresholds remaining the same. For non-consecutive frames that may contain potential loop closures, we make the constraints stricter, using a 15cm threshold for BundleFusion Kabsch filtering. We also use a 0.04 threshold for object matching to ensure further robustness in loop closures.

Loop Closure Outlier Rejection. We apply various filters to accept or reject loop closures, i.e., frame pair matches that are not consecutive. We only apply loop closure filters for ScanNet data [9], since TUM RGB-D [40] scenes are relatively small.

When using loop closures with objects, we only accept loop closures where objects' optimized depths (z-dimension of the translation) are below 2.15m in at least one of the frames in a frame pair. We also ensure the z-dimension of the translation is positive in at least one of the matching frames. To apply such translation filtering, we transform the optimized global object poses to the local object poses using the optimized camera pose. We also filter out degenerate object optimizations by filtering out any object with an optimized scale dimension less than 0.05.

For loop closure without objects, we apply a global translation filtering by rejecting loop closures whose optimized relative camera translation is too large. That is, we allow a maximum of 60cm translation in nearby loop closures (within the consecutive 20 frames) and 1.5m for loop closures that are farther away. We exclude loop closure edges that do not adhere to these constraints from the global pose graph optimization.

Pose Graph Optimization Details. We use the default global Gauss-Newton pose graph optimizer from Open3 [5, 49]. For ScanNet [9], we use a maximum correspondence distance of 0.1, an edge prune threshold of 0.45, and use a 100% preference rate for loop closures. For TUM RGB-D [40], we use loop closure preference of 35% with all other hyper-parameters the same.

Pose Graph Restructuring. We also make some adjustments to the standard pose graph structure of [5] to handle low frame-rate scenarios more robustly. We make spatially distant consecutive edges uncertain, using a translation threshold of 40cm in TUM RGB-D [40] and 50cm in ScanNet [9]. We also make some non-consecutive edges certain if they have a translation of less than 4.5cm. This helps to overcome distant consecutive frames by assigning nearby loop closures as parents, helping significantly in performance.

D.4. Baselines

GeoTransformer. We evaluate the 3DMatch [47] pre-trained Geo Transformer [31], since re-training or fine-tuning on our ScanNet [9] pairs did not empirically help in terms of further generalization. We use the standard LGR optimizer to obtain results since it worked slightly better than RANSAC in our experiments. When combining with our method, we integrate the weighted feature matches to our Gauss-Newton optimization following a BundleFusion-style [10] outlier removal, similar to our handling of SuperGlue baseline [11, 36].

Redwood Optimization Details. We use the best-performing pose-graph hyperparameters for the Redwood (Global Registration) [5] method to obtain maximum robustness in different datasets of SLAM sequences. First, we cancel the graph restructuring process since it does not provide any benefits. For ScanNet [9], we use edge prune threshold 0.25 and max correspondence distance 1.0, with loop closure preference of 100% for long sequences (>115 frames) and 30% for other sequences. For TUM RGB-D, we change the edge prune threshold to 0.5 and the loop closure preference rate to 50%. The baseline initially uses FPFH [34] features with RANSAC, but it falls back to ICP for odometry edges with < 0.5 convergence score.

BundleFusion SIFT Optimization Details. We use the best-performing hyperparameters for the SIFT + BF [10, 23] approach for sequence registration. We use a Procrustes threshold of 50cm for ScanNet and 30cm for TUM RGB-D, respectively, for odometry cases, and 30cm for ScanNet and 20cm for TUM RGB-D for loop closures. We use max correspondence distance and edge pruning threshold of 0.5

for ScanNet and 0.5 and 3 for TUM-RGBD. We also use graph re-structuring in ScanNet, using a 4cm threshold to make loop closure edges certain. For both TUM-RGBD and ScanNet, we use a 1m threshold in nearby frames and 50cm and 75cm thresholds in far-away frames to make them uncertain. We refer to Open3D [\[49\]](#) registration pipelines for further detail.