

Learning Automata-Based Task Knowledge Representation from Large-Scale Generative Language Models

Yunhao Yang^{*1}, Jean-Raphaël Gaglione^{*2}, Ufuk Topcu²

¹ Department of Computer Science, The University of Texas at Austin, USA

² Oden Institute for Computational Engineering and Sciences, The University of Texas at Austin, USA
{yunhaoyang234, jr.gaglione, utopcu}@utexas.edu

Abstract

Automata-based representations play an important role in control and planning in sequential decision-making, but obtaining high-level task knowledge for building automata is often difficult. Although large-scale *generative language models* (GLMs) can help automatically distill task knowledge, the textual outputs from GLMs are not directly utilizable in sequential decision-making. We resolve this problem by proposing a novel algorithm named GLM2FSA, which obtains high-level task knowledge, represented in a *finite state automaton* (FSA), from a given brief description of the task goal. GLM2FSA sends queries to a GLM for task knowledge in textual form and then builds a FSA to represent the textual knowledge. This algorithm fills the gap between text and automata-based representations, and the constructed FSA can be directly utilized in sequential decision-making. We provide examples to demonstrate how GLM2FSA constructs FSAs to represent knowledge encoded in the texts generated by the large-scale GLMs.

Introduction

Automata-based representations of high-level task knowledge play a key role in planning and learning in sequential decision-making. Such knowledge may include the requirements a designer wants to enforce on an agent and a priori task information about the agent and the environment in which it operates. Automata-based representations are useful in many applications, such as lexical analysis of compilers (Brouwer, Gellerich, and Plödereder 1998; Arnaiz-González et al. 2018), reinforcement learning policy optimization (Zhang, Wang, and Gao 2021; Fang et al. 2020; Valkanis et al. 2020; Xu et al. 2020), and program verification (Vardi and Wolper 1986).

Despite their utility in a range of applications, capturing high-level task knowledge in automata is not straightforward. Automata learning algorithms infer such knowledge through queries to a human expert or an automated oracle (Narendra and Thathachar 1974). On the other hand, they may require an excessive number of queries to a human, and it is often unclear how an automated oracle can be constructed in the first place. Even in cases in which an oracle

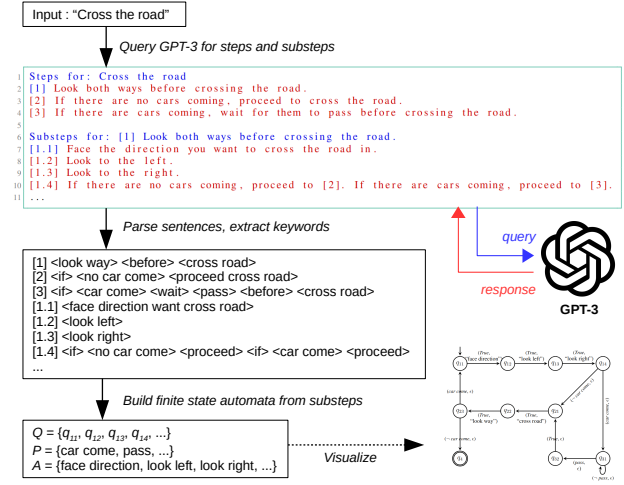


Figure 1: Demonstration of GLM2FSA in a real example (the output FSA is presented later in Figure 5).

exists, either the learning algorithm or the oracle requires prior information, such as the set of possible actions available to the agent and environmental responses, i.e., symbols relevant for the automata construction. However, it is often unclear how to obtain this information. Furthermore, the soundness of the inferred automaton depends on the choice of symbols.

We argue—and provide a proof of concept—that recent advances in so-called large-scale *generative language models* (GLMs) can help automatically distill high-level task knowledge. Existing GLMs, such as Generative Pre-trained Transformer-3 (GPT-3) (Brown et al. 2020), are capable of generating realistic, human-like text in response to queries. Such text may, for example, encode rich world knowledge. On the other hand, the output of GLMs is typically in a textual form and may not be directly utilized for sequential decision-making or automata learning.

We develop an algorithm named GLM2FSA to fill the gap between the outputs from GLMs and automata-based representations of high-level task knowledge. GLM2FSA produces high-level task knowledge represented in *finite state automata* (FSAs) from a brief task description—a phrase or

^{*}These authors contributed equally.

a short sentence to describe the task (e.g., cross the road). Specifically, GLM2FSA first sends queries on the task description to GPT-3 to obtain a list of text instructions organized in steps (and substeps). Then, it parses the text instruction to define the input and output symbols (i.e., environment propositions and actions) of the FSA and interprets each step to construct a state and its outgoing transitions.

We illustrate an example in Figure 1, in which GLM2FSA constructs a FSA from a given task description “cross the road”. GLM2FSA first queries GPT-3 for the steps to achieve this task, then queries for subsequent substeps, and obtains a list of step descriptions in textual form for each (sub)step. It then applies semantic parsing to extract the verb phrases and pre-defined keywords from the step descriptions. The algorithm constructs one state to represent each step. The verb phrases and keywords from each step define the symbols and outgoing transitions of the state corresponding to this step. GLM2FSA outputs a FSA with the defined states, symbols, and transitions.

We empirically show that GLM2FSA is capable of constructing FSAs to represent task knowledge. The algorithm can build a FSA that represent all the details in the step descriptions and captures multiple solutions to a task. To our best knowledge, this is the first algorithm that constructs automata-based representations from textual knowledge extracted from large-scale GLMs.

Related Work

Extracting Task Knowledge from Language Models. Prior works have tried to extract task knowledge from large language models (Xiong et al. 2019; Davison, Feldman, and Rush 2019; Petroni et al. 2019). Due to the lack of rich world knowledge, the language model they use cannot generate action plans without providing detailed task descriptions. The recently introduced large text generative model—GPT-3 (Brown et al. 2020)—contains rich world knowledge and can generate instructions for a given task (Hendrycks et al. 2020). Therefore, some works extract task knowledge by asking GPT-3 for the step-by-step instructions (West et al. 2021; Huang et al. 2022). However, the task knowledge is in textual form, which is not directly utilizable by the control systems for sequential decision-making. We are the first to transform texts into automata-based representations utilizable by control systems.

Symbolic Knowledge Representations. Many works focus on constructing symbolic representations of task knowledge from natural language (text) descriptions. Some works (West et al. 2021; Rezaei and Reformat 2022; He et al. 2022) extract information from text descriptions of given tasks and construct knowledge graphs for the tasks. Another work (Lu et al. 2022) analyzes the causality within the text descriptions and creates causal graphs. In contrast with the existing works, we generate automata-based representations from the text descriptions. Automata-based representations are more useful in the fields such as formal method (Biggar and Zamani 2020; Vardi and Wolper 1986) and reinforcement learning (Cai et al. 2021a,b; Fang et al. 2020), which are sequential decision-making. The knowledge or causal

graphs in the existing works are not capable of sequential decision-making.

Natural Language to Formal Language. Several works (Vadera and Meziane 1994; Baral et al. 2011; Sadoun et al. 2013) introduce approaches to transform natural language to formal language specifications. A method in (Kate et al. 2005) induces transformation rules that map natural-language sentences into a formal query or command language. Those works stop at transforming formal language specifications without further applying them to sequential decision-making. Another work (Huang et al. 2022) constructs a form of actionable knowledge that machines can recognize and operate sequentially. However, this work cannot handle conditional transitions, e.g., multiple transitions from one state. We propose an algorithm for transforming natural language into automata, which can handle conditional transitions in sequential decision-making.

Preliminary

Finite State Automata

A *finite state automaton* (FSA) is a tuple $\mathcal{A} = \langle \Sigma, A, Q, q_0, F, \delta \rangle$ where Σ is the input alphabet (the set of input symbols), A is the output alphabet (the set of output symbols) or *action set*, $q_0 \in Q$ is the initial state, $F \subseteq Q$ is the set of final states, and $\delta : Q \times \Sigma \times A \times Q \rightarrow \{0, 1\}$ is the transition function, which indicates that a transition exists when it evaluates to 1. Note that FSAs transitions are non-deterministic in our definition, such that if the current state is $q_i \in Q$ and one sees $\sigma \in \Sigma$, one can choose the action and next state among the set $\delta(q_i, \sigma) := \{(a, q_j) \in A \times Q \mid \delta(q_i, \sigma, a, q_j) = 1\}$.

We use FSAs in the context of sequential decision-making, where the input alphabet is composed of all possible observations of the environment. We introduce the set of all (relevant) atomic propositions P , such that $\Sigma := 2^P$, i.e., an input symbol $\sigma \in \Sigma$ is the set of atomic propositions that evaluates to True. We can define propositional logic formula based on these atomic propositions (for example, $\varphi = \neg p \wedge q$ where $p, q \in P$). By extent, we say that the transition (q_i, φ, a, q_j) exists if for all $\sigma \in \Sigma$ that satisfy φ we have $\delta(q_i, \sigma, a, q_j) = 1$, i.e., if the current state is q_i and the condition φ holds, one can choose the transition with action a and next state q_j .

When interpreting final states $q_i \in F$ as states where the task is achieved while no more decisions are required. We also allow for a “no operation” action $\epsilon \in A$. Figure 2 depicts an example of FSA.

Generative Language Model

A *generative language model* (GLM) produces human-like text *completion* from a given initial text (*prompt*). The produced texts continue filling the content from that prompt. Recent GLMs are deep learning models with millions or billions of parameters; hence they are called large-scale GLMs.

Generative Pre-trained Transformer 3 (GPT-3) is the current state-of-the-art large-scale GLM. It is pretrained by five large-scale datasets with over 5 billion words. GPT-3 offers

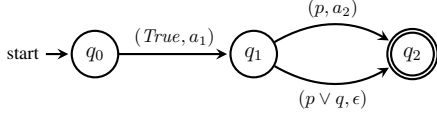


Figure 2: Example of FSA. Transitions are labeled with tuples (φ, a) , where φ is a logic formula with atomic propositions in P , and a is an action in A . The transition from q_0 to q_1 happens unconditionally, with action a_1 . At state q_1 , one can either take action a_2 or no action (ϵ), as long as the conditions (p and $p \vee q$ respectively) are true.

four primary models with different capabilities for different tasks (Brown et al. 2020). *Davinci-002* is the most capable model that can do question-answering, next-sentence prediction, and text insertion. We query *Davinci-002* to obtain task instructions for empirical analysis.

GPT-3 allows users to customize settings by setting the hyper-parameters. For instance, *max_tokens* restricts the maximum number of *tokens* (words and punctuation) of the generated text, and *temperature* defines the randomness of the outputs. We propose an algorithm that specifies grammar rules for certain keywords. Hence we set *bias* on the keywords to ensure the model outputs them instead of their alternations. Setting bias to keywords eliminates the need to transform synonyms to the corresponding keywords or define new rules for those synonyms.

Semantic Parsing

Semantic parsing is a task in *natural language processing* (NLP) that converts a natural language utterance to a logical form: a machine-understandable representation. It applies to many NLP tasks, including machine translation, question answering, code generation, and automated reasoning.

There are many approaches to semantic parsing and different types of logical forms. We follow the approach that predicts part-of-speech (POS) tags for each token and build *phrase structure* depending on *phrase structure rules*, also known as *grammar*. POS tags include noun (N), verb (V), adjective (AJD), adverb (ADV), etc. Phrase structure is a tree-structured logical form whose leaves are the POS tags of the given natural language utterance (i.e., sentence). Phrase structure rules organize the POS tags into phrases like noun phrases (NP) and verb phrases (VP).

Definition 1. A *Noun Phrase (NP)* is a group of words headed by a noun. A *Verb Phrase (VP)* is composed of a verb and its arguments. VP follows the following grammar:

$$\begin{aligned} VP &\leftarrow V VP \\ VP &\leftarrow V NP \end{aligned}$$

The left-hand side of the grammar is composed of the components on the right-hand side. The grammar defines a verb phrase as either composed of a verb and another verb phrase or composed of a verb and a noun phrase.

To standardize the words under the phrase structure, the parsing approach we follow also converts all the words to their original form, e.g., removes singular or plural, removes past tense, etc. Such an operation eliminates cases where

phrases with the exact words but in different tenses are categorized into two distinct phrases.

Methodology

We explain in this section how the proposed algorithm, GLM2FSA, operates.

Extracting Textual Knowledge

The algorithm first extracts knowledge from GPT-3 with iterative queries. Given a task description of interest, the algorithm first asks for steps to achieve the task. We also provide a method to refine a step (or substep) into its substeps. We present here the template of a conversation with GPT-3, using the *Davinci-002* model (prompts sent to GPT-3 in blue, completion of GPT-3 in red):

```

1 Steps for: task description
2 [1] step description
3 [step number] step description
4 ...
5
6 Substeps for: [step number] step description
7 [step number.1] substep description
8 [substep number] substep description
9 ...

```

Note that the prompts for substeps include the history of previously queried steps (prompt and completion). Algorithm 1 depicts the iterative process of querying for steps and substeps until a predefined depth of substeps is reached. The user might define interactively which steps to refine into substeps instead of specifying a predefined depth.

Algorithm 1: Query from GPT-3 Language Model

```

1: procedure GLM2STEP(String TASK_NAME, integer
   DEPTH)      ▷ Obtain the instructions for a given task;
               depth indicates how detailed the instructions are.
2:   PROMPT = "Steps for: " + TASK_NAME + "\n [1]"
3:   ANSWER = GPT(PROMPT)
4:   STEP_NUMBERS = ["[1]", "[2]", "..."]
5:   for i in range(1, DEPTH) do
6:     SUB_NUMBERS = []
7:     ANSWER = []
8:     for number in STEP_NUMBERS do
9:       SUB_PROMPT = "Substeps for " + number
10:      ANSWER.append(GPT(SUB_PROMPT))
11:      SUB_NUMBERS.append("[1.1]", "...")
12:     end for
13:     STEP_NUMBERS = SUB_NUMBERS
14:   end for
15:   return STEPS = (STEP_NUMBERS, ANSWER)
16: end procedure

```

Building FSA from Texts

The step descriptions generated by GPT-3 are in textual form, which is not directly interpretable by the planning or learning algorithms in sequential decision-making. The algorithm GLM2FSA transforms step descriptions from textual

form to finite state automata, which resolves the interpretation problem. We present the transformation procedure in Algorithm 2.

The algorithm first applies semantic parsing to each step description to obtain the keywords and verb phrases. The semantic parsing method classifies the part-of-speech tags of each word in a sentence and builds word dependencies based on grammar. The algorithm extracts the words whose part-of-speech tag is *verb* and the dependencies of those words; each verb with its dependency is a verb phrase. Then, the algorithm extracts pre-defined keywords in the sentence. We implement a **parse** function for the keyword and verb phrase extractions.

Then, the algorithm constructs a FSA from the steps and verb phrases within these steps. Recall that a step consists of a step number and a sentence of description. It transforms the steps and verb phrases into required components, including a finite set of states Q , a finite set of atomic propositions P , a finite action set A , a transition function δ , an initial state q_0 , and a set of final states F .

For each step, we add a state q_i representing the current step i to Q . We define the state corresponding to the first step as the initial state and manually add a state *done* as the only final state. Then, we build sequential transitions between the states as the default transitions.

Default Transitions. We define default transitions as transitions from the current state to the next state with condition *True*. Each state q_i only has one outgoing transition to its next state q_{i+1} , with the verb phrases from the i^{th} step as the output symbols. A default transition $\delta(q_i, True, VP_i^A, q_{i+1})$ exists, unconditionally of the valuation of the atomic propositions in P (hence the condition *True*). A demonstration of the default transition is presented in the first row of Table 1.

The verb phrases are interpreted as the condition and output symbols. We divide the verb phrases into two categories:

Definition 2. VP^A is a verb phrase that leads to actions, and VP^C is a verb phrase indicating the conditions for triggering the transitions.

VP^A always stands alone, as opposed to VP^C , which associates with pre-defined keywords such as ‘if’. By default, the algorithm considers a verb phrase as a VP^A unless the grammar of a keyword specifies that the verb phrase is VP^C . The algorithm adds VP^A to the set of output symbols A and VP^C to the set of atomic propositions P .

If a condition verb phrase VP^C includes a negation word ‘no’ or ‘not’ in the beginning:

$$VP^C \leftarrow \text{no/not } VP_n^C,$$

then instead of considering the verb phrase as a new condition verb phrase, the algorithm adds the condition verb phrase without the negation word (VP^C) to the set of atomic propositions P and considers the formula $\neg VP^C$ as the condition of the corresponding transition.

Occasionally, the algorithm replaces the default transitions with special transitions defined by the grammar with the keywords. We select several keywords and define their corresponding transition rules, which are implemented in the

keyword_handler. We consider the following three groups of transition rules:

Direct State Transitions. We define a transition from the current state q_i to a state other than the next state q_{i+1} , called direct state transition. The direct state transition happens when there is a verb phrase in the step description consisting of a formally defined step number. The transition rule for direct state transition is presented in the second row of Table 1. Note that \leftarrow in Table 1 captures the dependencies, meaning that the VP^A is composed of another VP^A and a step number.

Once the algorithm detects a phrase in such a format, it builds a transition from the current state to the state representing step j without adding any output symbol (using the “no operation” action ϵ). This transition is unconditional (the condition is *True*).

Conditional Transitions. We define a type of transition named conditional transition, in which the transition only happens when certain conditions are satisfied. The condition of a conditional transition is a conjunction of one or more atomic propositions in P . The conditional transition is caught by the keyword ‘if’. The transition rule for conditional transition is defined in the third row of Table 1.

The algorithm builds two transitions from each sentence with the above patterns. The first transition consists of a starting state q_i , a conjunction of atomic propositions VP^C , a target state q_j , and a set of outputs VP^A . The second transition consists of the same state q_i , a target state q_{i+1} , and condition $\neg VP^C$. The second transition does not have any output.

If the VP^A does not lead to a direct state transition, the two transitions target the same state q_{i+1} . Intuitively, an agent can only go to state q_{i+1} from the current state q_i but will gain different outputs under different conditions.

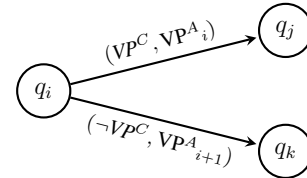


Figure 3: Merging State in Conditional transition: the transitions in a case where we merge two steps whose conditions are negations to each other.

There is a special case where two consecutive steps, step i and step $i + 1$, lead to conditional transitions, and their conditions negate each other. The algorithm merges step $i + 1$ with step i and forms an ‘if else’ clause. A demonstration of the corresponding transition rule to this case is shown in Figure 3. The state q_{i+1} is merged with the state q_i , hence the next state of q_i becomes q_{i+2} . The target states q_j , and q_k in Figure 3 will be the state q_{i+2} if there is no direct state transition.

Self-Transitions. We define a type of transition called self-transition, whose starting and target states are identical.

Algorithm 2: Natural Language to FSA

```

1: procedure STEP2FSA(List[String] STEPS, List[String] keywords, function keyword_handler)
2:    $Q = [\text{a state for each step}] + [\text{done}]$  ▷ define states, a state represents a step
3:    $q_0, F = Q[0], \{\text{done}\}$  ▷ define initial and final states
4:    $P, A, \delta = \{\}, \{\epsilon\}, \{\}$  ▷ define atomic propositions, output symbols, and transitions
5:   for state_number in  $[0 : |Q| - 1]$  do
6:     STEP_NUMBER = step number of the current state ▷ 0 for ‘root’, last_step_number+1 for ‘done’.
7:     VP_AND_KEYS = parse(STEPS[STEP_NUMBER]) ▷ parse the sentence, extract the keywords and verb phrases
8:     if any(keywords) in VP_AND_KEYS then
9:       keyword_handler( $Q$ , VP_AND_KEYS, keywords) ▷ extend  $\delta$ ,  $P$  and  $A$  accordingly
10:    else ▷ Build default transitions
11:      create  $\delta(q_{\text{state\_number}}, \text{True}, \text{VP\_AND\_KEYS}, q_{\text{state\_number}+1})$ 
12:       $A := A \cup \{\text{VP\_AND\_KEYS}\}$ 
13:    end if
14:  end for
15:  return  $P, A, Q, q_0, F, \delta$  ▷ Return the components of FSA
16: end procedure

```

The algorithm builds two transitions: a self-transition whose starting and target states are both the current state and the other transition that goes out from the current state and leads to the next state. The algorithm triggers self-transition when observing a verb phrase containing the keywords ‘wait’, ‘after’, or ‘until’. The rules for building the two transitions are defined in the fourth row in Table 1.

Experiment

We construct several sets of automata-based representations to verify the ability of GLM2FSA and show its capability for some complex tasks. We provide examples to show that GLM2FSA can create FSAs that are unambiguous and can represent all the required knowledge of given tasks. Furthermore, we indicate the applicability range of GLM2FSA and some potential limitations.

Crossing Road Example: Sanity Check. We start with the crossing road example to verify that the automata-based representations created by GLM2FSA can represent all the task knowledge, regardless of how many details are in the generated texts.

First, we apply the algorithm to construct a FSA for *first-layer* step descriptions of the task “crossing the road”. The first-layer step descriptions are obtained from the responses from a GPT-3 by only querying the brief task description. In most tasks, the first-layer step descriptions are sufficient. The queries and the responses from GPT-3 are as follows:

```

1 Steps for: Cross the road
2 [1] Look both ways before crossing the road.
3 [2] If there are no cars coming, proceed to
4   cross the road.
5 [3] If there are cars coming, wait for them to
6   pass before crossing the road.

```

```

1 Steps for: Cross the road at the traffic light
2 [1] Look both ways before crossing the road.
3 [2] Wait for the light to turn green before
4   crossing the road.

```

GLM2FSA constructs a FSA to represent these steps, and the FSA is shown in Figure 4. The constructed FSA suc-

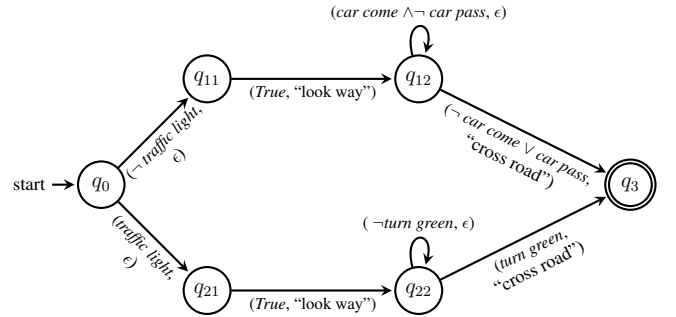


Figure 4: Automata-based representation for task “crossing the road”. We represent two ways of crossing the road in a FSA.

cessfully represents all the required knowledge—actions and conditions—under both conditions. The steps are represented by states in the FSA and operated sequentially. Hence, the FSA is utilizable in sequential decision-making. The algorithm creates the set of atomic propositions $P = \{\text{car come}, \text{pass}, \text{turn green}\}$ and output symbols $A = \{\text{“look way”}, \text{“cross road”}, \epsilon\}$ from the extracted verb phrases. Figure 4 indicates that GLM2FSA is capable of building automata-based representations that are unambiguous and able to represent all knowledge in first-layer step descriptions.

We have verified that GLM2FSA is capable of first-layer step descriptions. Then, we expose the details of the first-layer steps and examine whether GLM2FSA can build a FSA to represent all the details.

In the previous example, the algorithm extracts first-layer steps from GPT-3 by only querying a brief task description. Then, we can ask the algorithm to continue querying the substeps of each step. The substep descriptions returned from GPT-3 are called *second-layer* step descriptions. The second-layer step descriptions include much more

Category	Grammar	Transition Rule
Default-Transition	VP^A	$q_i \xrightarrow{(True, VP^A)} q_{i+1}$
Direct-Transition	$VP^A \leftarrow VP^A [j]$	$q_i \xrightarrow{(True, \epsilon)} q_j$
Conditional-Transition	if VP^C , VP^A VP^A if VP^C	$q_i \xrightarrow{(VP^C, VP^A)} q_j$ $q_i \xrightarrow{(\neg VP^C, \epsilon)} q_{i+1}$
Self-Transition	$VP^A \leftarrow$ wait VP^C VP^A $VP^A \leftarrow VP^A$ after VP^C $VP^A \leftarrow VP^A$ until VP^C	$q_i \xrightarrow{(VP^C, VP^A)} q_{i+1}$ $q_i \xrightarrow{(\neg VP^C, \epsilon)} q_i$ $q_i \xrightarrow{(VP^C, \epsilon)} q_{i+1}$ $q_i \xrightarrow{(\neg VP^C, VP^A)} q_i$

Table 1: Transition rules defined for keywords under specific grammar.

detail than the first-layer descriptions. We then apply the algorithm to obtain the second-layer description by querying GPT-3 the substeps of each step for the task “cross the road”.

We present the constructed FSA for the second-layer descriptions in Figure 5. The FSA successfully indicates all the details in the second-layer step descriptions and is exploitable in sequential decision-making. The FSA consists of states representing each substep, a set of atomic propositions $P = \{car\ come, pass\}$, output symbols $A = \{\text{“look way”, “cross road”, “face direction”, “look left”, “look right”, } \epsilon\}$, an initial state q_{11} , and a final state q_4 . This example demonstrates the ability of GLM2FSA to construct FSAs that represents detailed descriptions.

However, there is a logical flaw in state q_{22} and its outgoing transitions. State q_{22} is the state after the cross-road action; hence its outgoing transition should lead to the final state. The FSA in Figure 5 continues the loop after state q_{22} because it fully represents the descriptions from GPT-3.

This observation leads to a shortcoming of GLM2FSA, which is GLM2FSA exactly follows the step descriptions from GPT-3 to construct automata-based representations. Therefore, the algorithm may build a FSA that does not match the real-world settings when GPT-3 provides misleading step descriptions. We currently do not have an automated way of verifying the textual descriptions generated by GPT-3.

```

1 ...
2 Substeps for: [1] Look both ways before
   crossing the road.
3 [1.1] Face the direction you want to cross the
   road in.
4 [1.2] Look to the left.
5 [1.3] Look to the right.
6 [1.4] If there are no cars coming, proceed to
   [2]. If there are cars coming, proceed to
   [3].
7
8 Substeps for: [2] If there are no cars coming,
   proceed to cross the road.
9 [2.1] Walk across the road.
10 [2.2] Once you have reached the other side,
   look both ways again to make sure no cars
   are coming.
11 [2.3] If there are no cars coming, proceed to
   [4]. If there are cars coming, back to
   [1].
12
13 Substeps for: [3] If there are cars coming,
   wait for them to pass before crossing the
   road.
14 [3.1] Wait for the cars to pass.
15 [3.2] Once the cars have passed, proceed to
   [2].

```

Phone Call Example: Partial Extension. We have shown the capability of GLM2FSA to first-layer and second-layer descriptions. In this example, we explore integrating the descriptions from the two layers.

In practice, we do not need the details for all the steps generated by GPT-3. Some step descriptions are straightforward, and others may need further explanation. Therefore, we apply GLM2FSA to build a FSA that represents the first-layer and the second-layer step descriptions simultaneously.

First, we apply the algorithm to query GPT-3 and obtain the step and substep descriptions:

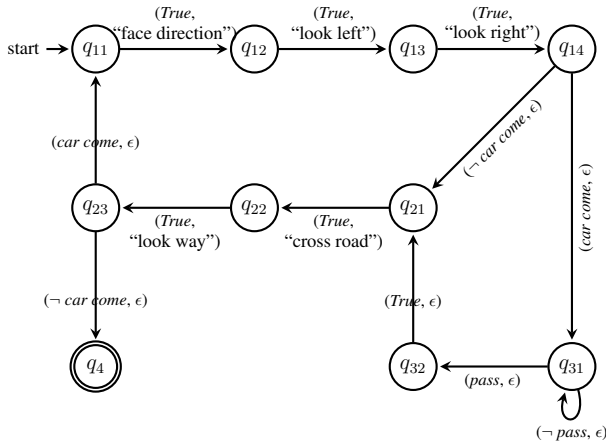


Figure 5: A FSA that represents all the substeps for crossing the road.

```

1 Steps for: Make a phone call with a cellphone
2 [1] Find the phone number you want to call.
3 [2] Dial the number on your cellphone.
4 [3] Press the call button.
5 [4] Wait for the person to answer the phone.
6
7 Substeps for: [2] Dial the number on your
8 cellphone
9 [2.1] Enter the country code.
10 [2.2] Enter the area code.
11 [2.3] Enter the 7-digit phone number.

```

We only request the substeps for the second step, whose action is “dial number”, while the other steps are already straightforward. Note that the request for substeps is sent from human users, not automated by the algorithm.

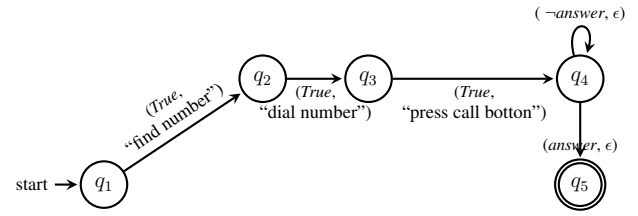
The algorithm builds two FSAs representing the first-layer steps and the second-layer substeps, respectively. Then, we remove the outgoing transition from the state q_2 corresponding to the second step. Instead, we build an outgoing transition from q_2 to the initial state of the FSA for second-layer substeps and replace the transition to the final state with the transition to state q_3 . Hence we create a partially extended FSA.

This example indicates that GLM2FSA can construct partially scalable FSAs. Every state in the constructed FSA can be extended to represent more details. Therefore, we (human users of the algorithm) can recursively apply the algorithm to extend different states until we satisfy all the details represented in the FSA.

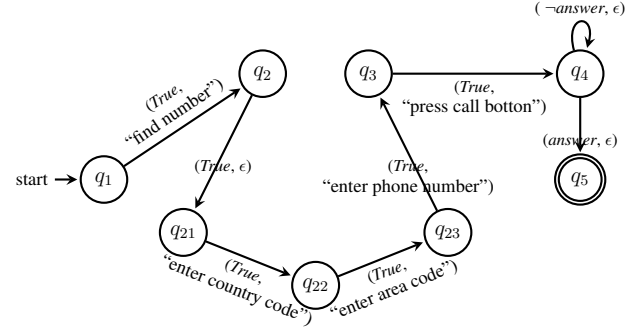
Cooking Egg Example: Multi-Channel Representation.

We showed that GLM2FSA could construct partially extensible automata-based representations, in which part of the states can be extended to represent more details. In this example, we will demonstrate that the algorithm can also be used to construct an automata-based representation representing multiple ways of doing a task.

To obtain the step descriptions in multiple ways, we first ask the algorithm to query GPT-3 on three ways of accomplishing the task. Then, we input three task descriptions describing the three ways into the algorithm separately. The algorithm queries for the steps of each way to GPT-3, re-



(a) Without substeps.



(b) With substeps.

Figure 6: Automata-based representation for “making a phone call with a cellphone”. (a) shows the FSA of first-layer steps. (b) shows the FSA in which the step associated with q_2 is extended to its substeps for more details.

spectively, to get three lists of step descriptions:

```

1 Three ways of "cooking an egg":
2 - Boiling
3 - Frying
4 - Scrambling

```

```

1 Steps for: boiling an egg
2 [1] Fill water in a pot.
3 [2] Place the egg in the pot.
4 [3] Boil the water.
5 [4] Remove the egg from the pot after it has
6 [5] Peel the egg.

```

```

1 Steps for: frying an egg
2 [1] Heat oil in a frying pan over medium heat.
3 [2] Add egg to the pan.
4 [3] Cook until the whites are set.
5 [4] Remove from the pan.

```

```

1 Steps for: scrambling an egg
2 [1] Break an egg into a bowl.
3 [2] Whisk the egg until the yolk and white are
4 combined.
5 [3] Heat a pan over medium heat.
6 [4] Add oil to the pan.
7 [5] Add the egg to the pan.
8 [6] Scramble the egg until it is cooked to
9 your liking.

```

The conditions of the three approaches do not interfere with each other; hence we apply GLM2FSA to build three separate FSAs to represent each approach. Then, the algorithm creates an initial state and three outgoing transitions pointing to the initial states of the three FSAs, with different conditions. Another self-loop at the initial state is created

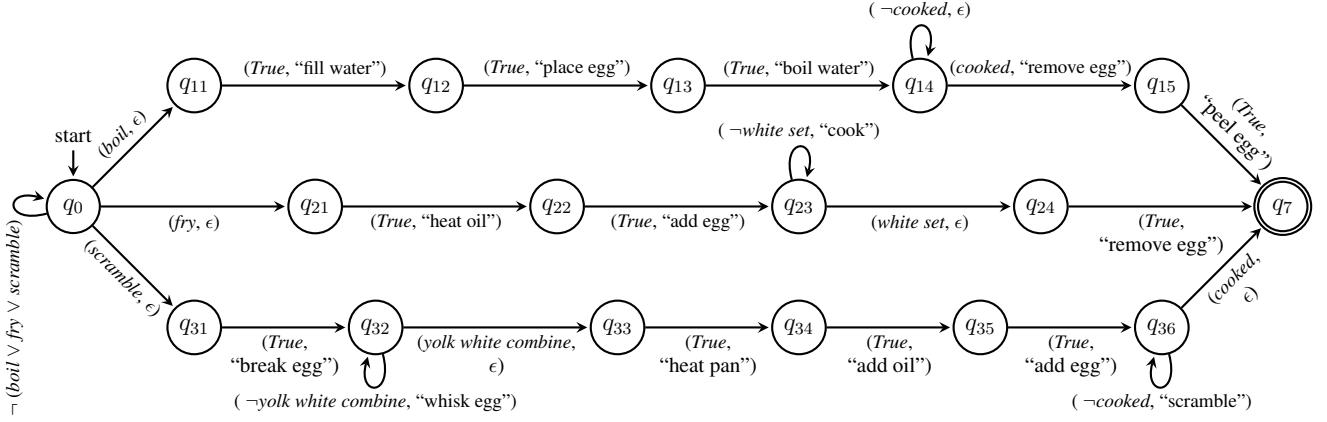


Figure 7: A FSA represents three ways of cooking an egg.

to capture the case where none of the three situations are satisfied. Simultaneously, it merges the final states to finish building the automata-based representation.

We present the FSA in Figure 7 and indicate that GLM2FSA can construct FSA representing multiple approaches to a task with post-processing.

So far, we have shown three groups of examples to demonstrate the wide-range ability of GLM2FSA and indicate its great potential, as well as some shortcomings. In summary, GLM2FSA is an algorithm that can fill the gap between natural language and automata-based representations but lacks the ability to verify the representations.

Conclusion

This paper shows proofs of concepts for constructing automata-based representations from GLMs. We design an algorithm named GLM2FSA that queries the brief task description to a large-scale GLM and constructs an automata-based representation for the task knowledge extracted from the responses of the GLM. The algorithm is highly automated, requiring only a short task description to build machine-understandable representations. We provide examples to show the capability of GLM2FSA. We empirically demonstrate that the generated automata-based representations can accurately represent all the details of the task knowledge.

Limitations. A limitation of GLM2FSA is that it constructs automata-based representations relying on the responses of GLM. The algorithm cannot verify whether the GLM provides inaccurate or misleading information in its responses. The current state-of-the-art GLM, such as GPT-3, occasionally generates misleading step instructions as shown in the “cross the road” example. GLM2FSA constructs automata-based representations that represent the misleading step instructions without verifying whether the instructions are accurate.

Future Directions. As a future direction, we can design an automated verification method to verify the automata-based representation generated by GLM2FSA. Another di-

rection is to generalize the mapping between English grammar and transition rules. We currently list transition rules corresponding to a set of keywords with specified grammar. We could expand the keyword dictionary or find general patterns for the keywords in the future. A more systematic approach would be to query the GLM for step description analysis.

We focus on extracting knowledge in the form of a FSA in this paper, but other automata representations exist. For instance, the knowledge can be extracted in the form of a two-player game, where the players are the environment and the system performs the task.

References

- Arnaiz-González, Á.; Díez-Pastor, J.-F.; Ramos-Pérez, I.; and García-Orsorio, C. 2018. Seshat—a web-based educational resource for teaching the most common algorithms of lexical analysis. *Computer Applications in Engineering Education*, 26(6): 2255–2265.
- Baral, C.; Dzifcak, J.; Gonzalez, M. A.; and Zhou, J. 2011. Using Inverse lambda and Generalization to Translate English to Formal Languages. arXiv:1108.3843.
- Biggar, O.; and Zamani, M. 2020. A Framework for Formal Verification of Behavior Trees With Linear Temporal Logic. *IEEE Robotics and Automation Letters*, 5: 2341–2348.
- Brouwer, K.; Gellerich, W.; and Plödereder, E. 1998. Myths and Facts about the Efficient Implementation of Finite Automata and Lexical Analysis. In *CC*.
- Brown, T. B.; Mann, B.; Ryder, N.; Subbiah, M.; Kaplan, J.; Dhariwal, P.; Neelakantan, A.; Shyam, P.; Sastry, G.; Askell, A.; Agarwal, S.; Herbert-Voss, A.; Krueger, G.; Henighan, T.; Child, R.; Ramesh, A.; Ziegler, D. M.; Wu, J.; Winter, C.; Hesse, C.; Chen, M.; Sigler, E.; Litwin, M.; Gray, S.; Chess, B.; Clark, J.; Berner, C.; McCandlish, S.; Radford, A.; Sutskever, I.; and Amodei, D. 2020. Language Models are Few-Shot Learners. arXiv:2005.14165.
- Cai, M.; Hasanbeig, M.; Xiao, S.; Abate, A.; and Kan, Z. 2021a. Modular Deep Reinforcement Learning for Contin-

- ous Motion Planning With Temporal Logic. *IEEE Robotics and Automation Letters*, 6: 7973–7980.
- Cai, M.; Xiao, S.; Li, B.; Li, Z.; and Kan, Z. 2021b. Reinforcement Learning Based Temporal Logic Control with Maximum Probabilistic Satisfaction. *IEEE International Conference on Robotics and Automation*, 806–812.
- Davison, J.; Feldman, J.; and Rush, A. M. 2019. Commonsense knowledge mining from pretrained models. In *Proceedings of the 2019 conference on empirical methods in natural language processing and the 9th international joint conference on natural language processing*, 1173–1178.
- Fang, X.; Wang, J.; Yin, C.; Han, Y.; and Zhao, Q. 2020. Multiagent Reinforcement Learning With Learning Automata for Microgrid Energy Management and Decision Optimization. *2020 Chinese Control And Decision Conference (CCDC)*, 779–784.
- He, M.; Fang, T.; Wang, W.; and Song, Y. 2022. Acquiring and Modelling Abstract Commonsense Knowledge via Conceptualization. arXiv:2206.01532.
- Hendrycks, D.; Burns, C.; Basart, S.; Zou, A.; Mazeika, M.; Song, D.; and Steinhardt, J. 2020. Measuring massive multitask language understanding. arXiv:2009.03300.
- Huang, W.; Abbeel, P.; Pathak, D.; and Mordatch, I. 2022. Language Models as Zero-Shot Planners: Extracting Actionable Knowledge for Embodied Agents. arXiv:2201.07207.
- Kate, R. J.; Wong, Y. W.; Mooney, R. J.; et al. 2005. Learning to transform natural to formal languages. In *AAAI*, volume 5, 1062–1068.
- Lu, Y.; Feng, W.; Zhu, W.; Xu, W.; Wang, X.; Eckstein, M.; and Wang, W. Y. 2022. Neuro-Symbolic Causal Language Planning with Commonsense Prompting. arXiv:2206.02928.
- Narendra, K. S.; and Thathachar, M. A. L. 1974. Learning Automata - A Survey. *IEEE Transactions on Systems, Man, and Cybernetics*, SMC-4(4): 323–334.
- Petroni, F.; Rocktäschel, T.; Riedel, S.; Lewis, P.; Bakhtin, A.; Wu, Y.; and Miller, A. 2019. Language Models as Knowledge Bases? In *Proceedings of the 2019 Conference on Empirical Methods in Natural Language Processing and the 9th International Joint Conference on Natural Language Processing*, 2463–2473.
- Rezaei, N.; and Reformat, M. Z. 2022. Utilizing Language Models to Expand Vision-Based Commonsense Knowledge Graphs. *Symmetry*, 14: 1715.
- Sadoun, D.; Dubois, C.; Ghamri-Doudane, Y.; and Grau, B. 2013. From Natural Language Requirements to Formal Specification Using an Ontology. *International Conference on Tools with Artificial Intelligence*, 755–760.
- Vadera, S.; and Meziane, F. 1994. From English to Formal Specifications. *The Computer Journal*, 37: 753–763.
- Valkanis, A.; Beletsioti, G. A.; Nicopolitidis, P.; Papadimitriou, G. I.; and Varvarigos, E. 2020. Reinforcement Learning in Traffic Prediction of Core Optical Networks using Learning Automata. *International Conference on Communications, Computing, Cybersecurity, and Informatics*, 1–6.
- Vardi, M. Y.; and Wolper, P. 1986. An Automata-Theoretic Approach to Automatic Program Verification (Preliminary Report). In *1st Symposium in Logic in Computer Science*.
- West, P.; Bhagavatula, C.; Hessel, J.; Hwang, J. D.; Jiang, L.; Bras, R. L.; Lu, X.; Welleck, S.; and Choi, Y. 2021. Symbolic Knowledge Distillation: from General Language Models to Commonsense Models. arXiv:2110.07178.
- Xiong, W.; Du, J.; Wang, W. Y.; and Stoyanov, V. 2019. Pretrained Encyclopedia: Weakly Supervised Knowledge-Pretrained Language Model. In *International Conference on Learning Representations*.
- Xu, Z.; Gavran, I.; Ahmad, Y.; Majumdar, R.; Neider, D.; Topcu, U.; and Wu, B. 2020. Joint inference of reward machines and policies for reinforcement learning. In *Proceedings of the International Conference on Automated Planning and Scheduling*, volume 30, 590–598.
- Zhang, Z.; Wang, D.; and Gao, J. 2021. Learning Automata-Based Multiagent Reinforcement Learning for Optimization of Cooperative Tasks. *IEEE Transactions on Neural Networks and Learning Systems*, 32: 4639–4652.