

Masked Contrastive Pre-Training for Efficient Video-Text Retrieval

Fangxun Shu¹ Biaolong Chen¹ Yue Liao² Ke Gao¹ Shuwen Xiao¹ Wenyu Sun¹
 Xiaobo Li¹ Yousong Zhu³ Jinqiao Wang³ Si Liu²

¹Alibaba Group ²Beihang University

³NLPR, Institute of Automation, Chinese Academy of Sciences

{shufangxun.sfx, biaolong.cbl}@alibaba-inc.com

Abstract

We present a simple yet effective end-to-end Video-language Pre-training (VidLP) framework, **Masked Contrastive Video-language Pretraining (MAC)**, for video-text retrieval tasks. Our MAC aims to reduce video representation’s spatial and temporal redundancy in the VidLP model by a mask sampling mechanism to improve pre-training efficiency. Comparing conventional temporal sparse sampling, we propose to randomly mask a high ratio of spatial regions and only feed visible regions into the encoder as sparse spatial sampling. Similarly, we adopt the mask sampling technique for text inputs for consistency. Instead of blindly applying the mask-then-prediction paradigm from MAE, we propose a masked-then-alignment paradigm for efficient video-text alignment. The motivation is that video-text retrieval tasks rely on high-level alignment rather than low-level reconstruction, and multimodal alignment with masked modeling encourages the model to learn a robust and general multimodal representation from incomplete and unstable inputs. Coupling these designs enables efficient end-to-end pre-training: reduce FLOPs (60% off), accelerate pre-training (by 3×), and improve performance. Our MAC achieves state-of-the-art results on various video-text retrieval datasets including MSR-VTT, DiDeMo, and ActivityNet. Our approach is omnivorous to input modalities. With minimal modifications, we achieve competitive results on image-text retrieval tasks.

1. Introduction

Video-text retrieval is a fundamental multimodal understanding task aiming to compare a given text query with a set of video candidates to find the best-matching ones. Thus, the core of video-text retrieval is how to align video and text into a unified space. With the development of computation resources, recent methods propose adopting Video-Language Pre-training techniques (VidLP) [3, 20, 21, 28, 30, 36, 48, 61] to learn a feature alignment between

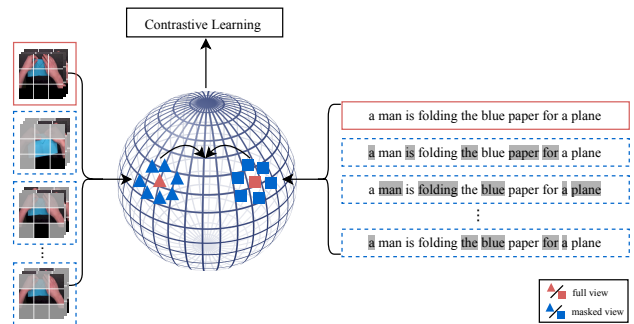


Figure 1. A brief illustration of our Masked Contrastive Pre-Training. The red samples are full view of input, and the blue samples are masked view of input. We generate random masked views of video and text and adopt a contrastive learning approach to learn the multimodal alignment.

the video and language modalities on large-scale datasets with a big model. Previous VidLP methods with a two-stage framework aim to leverage heavy pre-trained models (e.g., S3D [54], SlowFast [17] and VideoSwin [35]) to extract fine-grained features to empower the encoder but suffer from huge computation costs for video processing, thus forced to break the VidLP into two isolated stages. However, the information translation is blocked by two isolated stages. Recent methods explore an end-to-end framework for VidLP, which designs an encoder with a series of cross-modal fusion modules to directly process video frames and text descriptions to obtain a multimodal representation. Despite the promising performance, such end-to-end VidLP methods require an encoder to process multiple full-resolution frames simultaneously for video spatio-temporal information extraction, which is computation-consuming. In this paper, we aim to explore an effective yet efficient VidLP mechanism for video-text retrieval.

We first investigate the efficiency improvement in VidLP. The key to efficient video-text pre-training lies in efficient video representation learning since videos have high temporal and spatial redundancy. Traditional end-to-end works

mainly concentrate on sparse sampling techniques for video frames to reduce computations. However, such methods still directly process full-resolution video frames, so the spatial redundancy remains unsolved. Therefore, spatial redundancy reduction is an essential step in efficiency improvement. Recent mask sampling techniques in the visual domain [16, 23, 46] propose to randomly mask a high-ratio of spatial regions and adopt the unmasked regions to pre-train the encoder, which brings a new idea to reduce spatial redundancy. Inspired by this, we aim to introduce mask sampling methods into the VidLP framework to improve efficiency. Another core problem is how to learn effective video-text feature alignment with mask sampling. Therefore, the encoder is required to align video and text features into a unified space but keep their uni-modal semantic invariance based on unstable and incomplete masked inputs. We assume that cross-modal alignment with masking modeling clusters different masked views of the same sample into a stable space to learn a semantic invariance in the early stage, thus enabling robust and efficient cross-modal alignment. Furthermore, visual mask sampling methods usually design a decoder to reconstruct mask regions, where the goal is to learn various low-level information. However, this is inconsistent with video-text alignment for high-level feature comparison. Thus blindly applying the masked-then-prediction diagram is negative. Instead, we adopt a masked contrastive learning approach as a pre-task to adapt to the downstream task, video-text retrieval.

To this end, we present a simple yet effective VidLP method, namely **Masked Contrastive Pre-Training (MAC)**, for video-text retrieval tasks. We perform video masking for spatio-temporal sparse sampling and text masking to make video and text complement each other and facilitate better video-text alignment. Different from [4, 16, 23, 46], we do not apply masked prediction on video and text but directly apply the cross-modal contrastive loss to pull video and text together. The final masking ratio is 60% for video and 15% for text, which is consistent with [12] and [23, 46]. Our simple Masked Contrastive Pre-Training not only reduces the computation resource but also achieves state-of-the-art performance on various video-text retrieval tasks. Compared with the existing video-language pre-training methods, our MAC is efficient in multimodal alignment from two aspects. First, we significantly reduce the calculation and improve the pre-training speed by the proposed masking mechanism. Second, we greatly promote video-text alignment by the masked contrastive learning approach.

We report strong results on the video-text retrieval tasks. MAC achieves state-of-the-art results with less data, simpler pre-text tasks, and lighter architecture. For example, we achieve 38.9% R@1 on MSRVT while reducing FLOPs by 60% and accelerating the $3 \times$ pre-training. Our approach is also flexible and plug-and-play. For example,

we achieve a competitive result on the image-text retrieval tasks without any strong data augmentations and multi-scale fusion designs.

Our contributions can be summarized as follows: 1) We explore the masking mechanism in video-language pre-training. Instead of blindly applying the mask-then-prediction paradigm from MAE, we propose a masked-then-alignment paradigm, namely Masked Contrastive Pre-training, for efficient video-text alignment. 2) We conduct experiments to show that the proposed masked contrastive learning is a better pre-text task than the masked prediction for video-text alignment. We also show that multimodal alignment with masked modeling encourages the model to learn not only cross-modal alignment but also uni-modal semantic invariance. 3) We outperform existing works on several video-text retrieval tasks with fewer FLOPs and faster training. We also achieve competitive results on image-text retrieval tasks, showing that MAC is flexible for various tasks.

2. Related Works

Video-Text Alignment Video-text alignment aims to pull the paired video and text together in a unified space. Early works [30, 36] use uni-modal pre-trained models, such as video action recognition [17, 31, 50, 54] and image classification [24, 34, 42] to extract multi-granularity features for performance improvement, which leads to a domain/task disconnection [28]. Recently, end-to-end video-language pre-training combining large-scale datasets and pretext tasks has shown great potential. They usually design cross-fusion modules such as masked language modeling (MLM) [43, 44], video text matching (VTM) [28, 61], frame order modeling [30, 59] and masked vision modeling [18, 30]. Despite promising results, these designs increase computation and hinder end-to-end training. Considering the strong similarity between consecutive frames, ClipBERT [28], and Frozen [3] propose sparse frame sampling to reduce temporal redundancy, enabling end-to-end training with raw video as input. This is becoming a popular trend with several follow-up works [20, 21, 29, 49]. However, such end-to-end VidLP methods still process full-resolution frames for video spatio-temporal information extraction, which is very computation-consuming. Inspired by [16, 23, 46], we perform mask sampling on video and text to achieve end-to-end video-text alignment.

Masked Multimodal Modeling Masked Modeling is one of the standard pretext tasks for pre-training. In the language domain, masked language modeling (MLM) [12] predicts masked tokens of the input text, showing great generality on various downstream tasks. However, it cannot be easily extended to the vision domain due to the different properties between vision and language. Aligned with the success of ViT [2, 15], visual input can be processed like

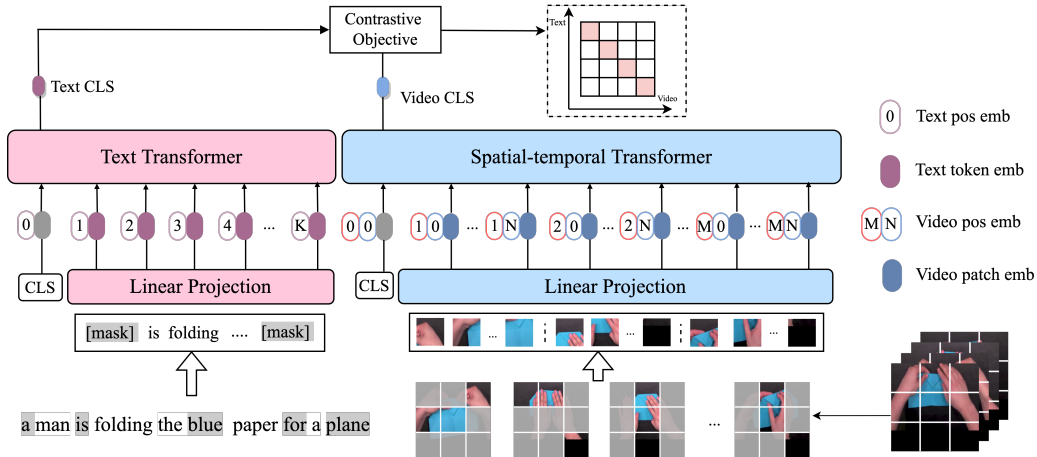


Figure 2. The framework of Masked Contrastive Pre-training consists of a dual masking, a dual-stream encoder, and a contrastive objective. For video modality, we sample frames temporally and patches spatially. For text modality, we mask the whole words of the sentence. Then we feed the visible patches and words into the dual-stream encoder to pull the video and text together with a contrastive objective.

language, making masked visual modeling (MVM) possible. BEiT [4] and follow-up works [45, 51, 60] utilize dVAE [47] to encode visual patches into discrete semantic tokens, which can be trained in a BERT-style manner. MAE [23] and follow-up works [16, 46, 55] utilize the autoencoder to directly reconstruct RGB pixels in an end-to-end manner. It is natural to combine MLM and MVM in the multi-modal domain [5, 22, 52]. However, in the video-language domain, there exists limited work on masked modeling on both video and language. Violet [18] directly transfers BEiT to the video-language domain, which is a two-stage framework. Therefore, we propose end-to-end dual masking with contrastive learning, enabling efficient end-to-end video-language pre-training.

3. Masked Contrastive Pre-Training

We propose **Masked Contrastive Pre-Training (MAC)**, a general video-language pre-training framework that enables efficient end-to-end multimodal alignment on the video-text retrieval tasks by performing dual masking on both video patches and text tokens. Different from [4, 16, 23, 46], we do not apply the masked prediction on video and text but directly apply the contrastive objective to pull the paired video and text together while pushing the unpaired video and text apart. Fig. 2 gives an overview of our MAC framework, which consists of the dual masking, the dual-stream encoder, and the cross-modal contrastive objective. We adopt a spatio-temporal sampling strategy on video, generating sparse patches with only a single or a few frames at each training step. We follow the BERT-wwm [11] to replace the whole words with [MASK]. The visible sparse patches and text tokens are independently processed with the dual-stream encoder, followed by a contrastive loss to align the

masked video and text in a shared feature space.

Formally, given the video-text pairs (V, T) , we first apply a video masking \mathcal{M}^v and text masking \mathcal{M}^t to get the masked video-text pairs (\tilde{V}, \tilde{T}) , and then encoded with a video encoder f_θ and a text encoder g_θ to get the embedding of video $\{v_{cls}, v_1, v_2, \dots, v_M\}$ and text $\{t_{cls}, t_1, t_2, \dots, t_N\}$. A contrastive objective (*i.e.*, infoNCE [38]) on the video [CLS] embedding v_{cls} and text [CLS] embedding t_{cls} is introduced to pull the paired video-text together and push the unpaired video-text apart. We will discuss the dual masking strategy in Sec. 3.1, the dual-stream encoder in Sec. 3.2 and the masked contrastive objective in Sec. 3.3.

3.1. Dual Masking Mechanism

The spatio-temporal redundancy of video is the key to the efficiency of video-language pre-training. Existing works focus on temporal redundancy and reduce computation through temporal sparse sampling. However, they still feed full-resolution frames as input and suffer from spatial redundancy. With the ConvNet [24, 42] architecture, the spatial resolution of videos is usually downsampled (*e.g.*, from 224 to 112), which results in a performance drop. Benefiting from the success of the transformer architecture in the computer vision domain, recent methods [4, 23] draw inspiration from MLM and propose a masked visual modeling (MVM) technique to randomly mask a high portion of spatial patches and encode with visible patches, which greatly reduces spatial redundancy. Furthermore, encouraging the encoder to produce a better representation for downstream tasks. Inspired by this, we explore a joint video-language masking mechanism in the VidLP framework to perform video masking for spatio-temporal sparse sampling and text masking to make video and text complement each other and

promote better video-text alignment.

Video Masking. Formally, given a raw video with a resolution of $H \times W$ and consecutive frames, we first sparsely sample M frames along the temporal dimension to reduce the temporal redundancy. Following the [15], we divide each frame into N non-overlapping patches in the spatial dimension to generate spatio-temporal patches $V \in \mathbb{R}^{M \times N \times P \times P \times C}$, and flatten by a linear projection layer to produce the spatio-temporal tokens, which can be processed like text tokens. To fully learn the relations between patches, we add learnable spatio-temporal positional embeddings $E_s \in \mathbb{R}^{N \times D}$ and $E_t \in \mathbb{R}^{M \times D}$ to encode the spatio-temporal position, where M is the maximum number of input video frames, and N is the maximum number of non-overlapping patches. We assign the patches along the same temporal dimensions with the same E_s and the patches along the same spatial dimensions with E_t .

We randomly mask a portion of patches with ratio ρ_v , and only the visible patches are available for the encoder. The high masking ratio significantly reduces the input tokens, thus reducing computation. From VideoMAE [46] and ST-MAE [16] perspectives, the high masking ratio also prevents the model from simply copying neighborhood pixels for **low-level reconstruction** and use an extreme masking ratio of 90%. However, our MAC aims to **high-level alignment**, and an extremely high ratio severely compromises alignment. Therefore, We achieve a balance between computation and performance by masking 60% of video. As shown in Fig. 3, we experiment on different video masking strategy \mathcal{M}_v such as random masking and tube masking, and find that only the proper masking with the proper network architecture can achieve its maximum potential.

Text Masking. For MLM in BERT [12], 80% are replaced with [MASK], 10% are randomly replaced, and 10% remain unchanged. We perform minor modifications on BERT text masking mechanism by using only the [MASK] token to replace all the masked tokens to avoid random noise. Besides, we mask all tokens of the whole word to avoid information leakage of other tokens.

3.2. Dual-stream Encoder

Video-language pre-training for video-text retrieval tasks can be classified as single-stream and dual-stream. The single-stream designs a cross-modal encoder for cross interactions, which introduces the extra parameters and leads to heavy computation. Dual-stream only contains an independent video encoder and a text encoder, using contrastive loss to pull the video and text together, which is more efficient and flexible. Therefore, our MAC adopts the dual-stream architecture, consisting of a video encoder and a text encoder. This video encoder is transformer-based which can fully model spatial-temporal relationships. However, the computation complexity of the self-attention op-

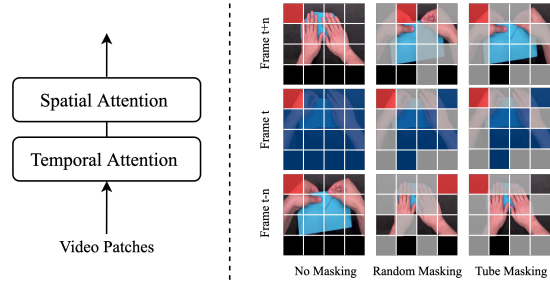


Figure 3. A illustration of divided space-time attention (left) and masking mechanisms (right), where **Grey** are masked patches, **Red** are spatial attention patches and **Blue** are temporal attention patches. Coupling random masking with divided space-time self-attention introduces more spatio-temporal diversity.

eration is $\mathcal{O}(n^2)$, we therefore adopt a divided space-time self-attention [2,6] to reduce the dimension of attention matrix from $S \times T$ to $S + T$. The text encoder uses Distill-BERT [40] trained on the large-scale corpus.

Video Encoder. As mentioned above, we adopt a divided space-time self-attention architecture, which first performs attention in the temporal dimension, then in the spatial dimension. Combined with a proper masking mechanism, in addition to reducing the computation, it can also promote representation learning. As shown in the Fig. 3, no masking and tube masking only attend on patches at the same spatial location of different temporal locations. While random masking enables the attention of patches at different spatial locations of different temporal locations, thereby capturing a wider range of spatio-temporal diversity.

Text Encoder. We adopt BERT [12] as the text encoder, which only operates on the visible text tokens T_u to generate text embeddings. A learnable class token [CLS] is concatenated at the beginning of the text sequence, serving as the final representation of the whole text.

3.3. Contrastive Objective

Contrastive learning aims to learn a discriminative feature space where positive samples are close to each other while negative samples are far apart. In the video-language domain, the contrastive objective is formulated as follows:

$$d(f_\theta(v^+), g_\theta(t^+)) \ll d(f_\theta(v^{+/-}), f_\theta(t^{-/+})) \quad (1)$$

It takes a pair of video-text and minimizes the embedding distance from the same pair, and maximizes the distance otherwise. Specifically, given a set of video-text pairs (v, t) , we directly apply infoNCE [38] on the pairs. The final training objective \mathcal{L}_{VTC} is formulated as follows:

$$\mathcal{L}_{VTC} = -\frac{1}{N} \sum_{i=1}^N [\mathcal{S}(v_i, t_i) + \mathcal{S}(t_i, v_i)] \quad (2)$$

$$\mathcal{S}(x_i, y_i) = -\log \frac{\exp(x_i^T y_i / \tau)}{\sum_{j=1}^N \exp(x_i^T y_j / \tau)} \quad (3)$$

where N is the batch size and τ is the temperature hyperparameter.

4. Experimental Setup

In this section, we introduce the pre-training dataset and downstream tasks. We will describe our experimental setup in detail to ensure reproducibility.

4.1. Pre-training Datasets

We use WebVid-2M [3] with 2.5M video-text pairs. To improve the spatial relationship and accelerate temporal training, Google Conceptual Captioning (CC3M) [41] with 3.3M image-text pairs is also used. During the pre-training stage, we first randomly sample a single frame from Webvid2M and jointly train with CC3M for image-text alignment, then we train Webvid2M solely for video-text alignment separately. The number of pairs used in the pre-training is 5.5M for image-text pairs and 2.5M for video-text pairs, which is much smaller than the commonly used Howto100M [37] with 120M video-text pairs.

4.2. Downstream Tasks

Text-to-Video Retrieval. 1) MSR-VTT [56] contains 10k videos with a length that ranges from 10 to 32 seconds and 200k captions. We follow previous works [3, 57] to split into 9K and 1k videos for training and testing. 2) DiDeMo [1] contains 10K videos with 40K sentences. Following [2], We concatenate all captions to perform paragraph-to-video retrieval. (3) ActivityNet [7] contains 20K videos with 100K captions. Following [28], We concatenate all captions to perform paragraph-to-video retrieval. 4) MSVD [8] contains 1.9k videos with a length that ranges from 1 to 62 seconds and 80K captions. The number of training, validation and testing videos is 1200, 100, and 670, respectively. We report the performance using standard retrieval metrics: recall at rank K ($R@K$, higher is better), median rank (MdR, lower is better).

Text-to-Image Retrieval. Our video encoder is omnivorous to video and image, which can be seamlessly applied to image-text retrieval tasks and achieve competitive performance. We thereby evaluate on the image-text dataset Flickr30k [58], which contains 30k images with 5 captions per image. We follow the standard split of 29k, 1k and 1k for training, validation, and testing, respectively.

4.3. Implementation Details

Architecture. Our architecture is dual-stream encoder, containing a video and text encoder. For the video encoder, we adopt a divided space-time attention architecture [2, 6], which consists of 12 space-time attention blocks with

patch size $P=16$. We initialize the spatial blocks with ViT-B/16 [15] pretrained on the ImageNet-21k [27]. For the text encoder, we use DistilBERT [40], which is trained on Wikipedia and Toronto Book Corpus. We use a linear head to project the video embedding and text embedding into a feature space of 256 dimensions.

Masking the input. For video, we first randomly sample F frames, where each frame is divided into N patches of size 16×16 and randomly mask a portion of patches in each frame. We also experiment several masking strategies such as tube masking, which masks patches at the same spatial location across all frames. For text, we replace the whole words with [MASK].

Training details. Our work is built upon Pytorch. The video is resized to 224×224 and augmented with random crop and horizontal flip. The masking ratios for video and text are 60% and 15%. During pre-training, we randomly sample a single frame from Webvid2M and jointly train with CC3M to focus on spatial alignment, then randomly sample 4 frames from Webvid2M to focus on temporal alignment. The spatial alignment with 1 frame takes 20 epochs with a total batch size of 2048 and a learning rate of $1e-4$. The temporal alignment with 4 frames takes only 2 epochs with a batch size of 1024 and a learning rate of $3e-5$. We use the Adam optimizer [26] and decay the learning rate with a step schedule. The pre-training takes about 15 hours on 32 Tesla V100 GPUs. During finetuning, we uniformly sample 4 frames with a batch size of 128 and a learning rate of $3e-5$. For comparison with existing works, we sample 8 frames for DiDeMo, MSVD and ActivityNet.

5. Results

In Sec. 5.1, we evaluate the effectiveness and generality of our method on various video-text retrieval tasks in terms of computation efficiency and performance. For a fair comparison, we reproduce Frozen [3](34.2% $R@1$) as a baseline with the same configuration, which is better than the official claimed 31.0% $R@1$. We also found that the results of zero-shot and finetuning on MSRVT are not consistent, so we only report the finetuning results. In Sec. 5.2, we study the components of the proposed MAC, showing that masked contrastive pre-training is an effective framework for video-text alignment.

5.1. Comparison to State of the Art

Text-to-Video Retrieval. Tab. 1 and Tab. 2 show the results on various video-text retrieval datasets. MAC achieves the SOTA performance in an efficient manner: **Smaller input.** We only use 4 frames for pre-training due to the efficient spatio-temporal modeling, while MMT [57] uses 48 frames and OA-Trans [49] use 8 frames. **Fewer computation.** With video masking, we significantly reduce 60% FLOPs, thus takes 32 V100 GPUs with 15 hours for pre-training

Method	E2E	PT Dataset	# Pairs	# Frames	R@1↑	R@5↑	R@10↑	MedR↓
ActBERT [61]		HowTo100M	120M	32	8.6	23.4	33.1	10.0
HERO [30]		HowTo100M	120M	32	16.8	43.4	53.7	-
CE [33]		-	-	-	20.9	48.8	62.4	6.0
UniVL [36]		HowTo100M	120M	32	21.2	49.6	63.1	6.0
ClipBERT [28]	✓	COCO, Visual Genome	5.6M	8	22.0	46.8	59.9	6.0
MMT [19]		HowTo100M	120M	32	26.6	57.1	69.6	4.0
TACo [57]		HowTo100M	120M	48	28.4	57.8	71.2	4.0
SupportSet [39]		HowTo100M	120M	-	30.1	58.5	69.3	3.0
HiT [32]		HowTo100M	120M	32	30.7	60.9	73.2	2.6
ALPRO [29]		CC3M, WebVid2M	5.5M	8	33.9	60.7	73.2	3.0
Frozen [3]	✓	CC3M, WebVid2M	5.5M	4	34.2	61.1	71.6	3.0
VIOLET [18]		CC3M, WebVid2M, YT180M	185.5M	4	34.5	63.0	73.2	-
BridgeFormer [20]		CC3M, WebVid2M	5.5M	4	37.6	64.8	75.1	3.0
MILES [21]	✓	CC3M, WebVid2M	5.5M	4	37.7	63.6	73.8	3.0
All-in-one [48]	✓	HowTo100M, WebVid2M	122.5M	9	37.9	68.1	77.1	-
Ours	✓	CC3M, WebVid2M	5.5M	4	38.9	63.1	73.9	3.0

Table 1. Comparison with SOTA on text-to-video retrieval results for MSR-VTT, 1k-A. **E2E**: methods operate directly on raw video and text. **# Pairs**: number of pairs for pre-training. **# Frames**: number of frames for pre-training. **R@K**: recall at rank N, higher is better. **MedR**: median rank, lower is better

Methods	PT Config			ActivityNet(180s)			DiDeMo(28s)			MSVD(10s)		
	Architecture	# Pairs	# Frames	R@1↑	R@5↑	R@10↑	R@1↑	R@5↑	R@10↑	R@1↑	R@5↑	R@10↑
CE [33]	V,T,V ^{expert}	-	-	18.2	47.4	-	16.1	41.1	-	19.8	49.0	63.8
ClipBERT [28]	V,T,C	5.6M	8	21.3	49.0	63.5	20.4	48.0	60.8	-	-	-
Frozen [3]	V,T	5.5M	4	27.6	57.4	71.9	31.0	59.8	72.4	33.7	64.7	76.3
All-in-one [3]	U	122.5M	9	22.4	53.7	67.7	32.7	61.4	73.5	-	-	-
TACo [57]	V,T,C	120M	48	25.8	56.3	93.8	-	-	-	-	-	-
HD-VILA	V,T,C	103M	14	28.5	57.4	94.0	28.8	57.4	69.1	-	-	-
OA-Trans [49]	V,T,V ^{det}	5.5M	8	-	-	-	34.8	64.4	75.1	39.1	68.4	80.3
ALPRO [29]	V,T,C,V ^{pem}	5.5M	8	-	-	-	35.9	67.5	78.8	-	-	-
BridgeFormer [20]	V,T,V ^{mcq}	5.5M	8	-	-	-	37.0	62.2	73.9	-	-	-
MILES [20]	V,T,V ^{ema}	5.5M	8	-	-	-	36.6	63.9	74.0	-	-	-
MMT [19]	V,T,C	120M	32	28.7	61.4	-	-	-	-	-	-	-
SupportSet [39]	V,T,C	120M	-	29.2	61.6	-	-	-	-	28.4	60.0	72.9
HiT [32]	V,T,V ^{ema}	120M	32	29.6	60.7	-	-	-	-	-	-	-
Ours	V,T	5.5M	4	30.6	60.5	74.7	36.7	64.5	75.3	36.9	65.1	75.7
Ours	V,T	5.5M	8	34.4	64.8	78.3	38.1	65.7	76.8	39.3	67.5	79.4

Table 2. Text-to-video retrieval results on ActivityNet(180s), DiDeMo(28s) and MSVD(10s) with various video duration. **Architecture**: V, T, and C are video, text, and cross-modal encoder, respectively. U is a uni-encoder for video and text. V^{expert} are a set of experts for feature aggregation. V^{det} is a detector for ROI features. V^{pem} is an encoder for prompt engineering. V^{mcq} is an encoder for the pretext task MCQ. V^{ema} is an encoder for EMA updating. **# Pairs** and **# Frames** are the number of pairs and frames for pre-training.

on 5M pairs, while OA-Trans takes 64 A100 GPUs with 5 days and Bridgeformer [20] takes 40 A100 GPUs with 25 hours. **Lighter architecture.** We only use the dual-stream encoder architecture and contrastive learning to align video and text, while BridgeFormer [20] and MILES [21] introduce modules with extra parameters for cross-modal fusion. We further evaluate the datasets with various video duration, including MSVD (10s), MSRVT(15s), DiDeMo (28s), and ActivityNet(180s). Experimental results show that MAC can also fully capture the spatio-temporal relationships between video and text and outperform existing works by a large margin. Especially, the good results on

ActivityNet indicate that our approach can generalize well to long videos.

Text-to-Image Retrieval. Our approach adapts to both image and video by treating the image as a single frame video. Therefore, it is flexible for image-text retrieval tasks. We thus conduct experiments on the Flickr30K [58] dataset. Tab. 3 shows that our masked contrastive learning also achieves competitive results without custom designs such as strong augmentation (e.g., RandAugment [10]) and multi-scale feature fusion. This suggests that our approach is effective in both image and video domains and can be flexible

Method	PT Dataset	R@1 ↑	R@5 ↑	R@10 ↑
SGRAF [14]	VG	58.5	83.0	88.8
ViLT [25]	CC3M, VG, COCO, SBU	64.4	88.7	93.8
UNITER [9]	CC3M, VG, COCO, SBU	75.6	94.1	96.8
Ours	CC3M, WV2M	79.3	94.7	97.2

Table 3. Text-to-image retrieval results on Flickr30k. Our approach achieves a competitive result with custom designs such strong as data augmentations and multi-scale fusion.

Method	Params(M)	FLOPs(G)	R@1 ↑	R@5 ↑	R@10 ↑
Frozen [3]	180.7	189.3	34.2	61.1	71.6
VIOLET [18]	196.7	191.1	34.5	63.0	73.2
BridgeFormer [20]	266.0	286.1	37.6	64.8	75.1
MILES [21]	295.5	367.5	37.7	63.6	73.8
Ours	180.7	83.3	38.9	63.1	73.9

Table 4. Comparison with Params and FLOPs during pre-training. The listed works are all based on the dual-stream architecture. We use 4 frames with 224 resolution for video and 128 of text length.

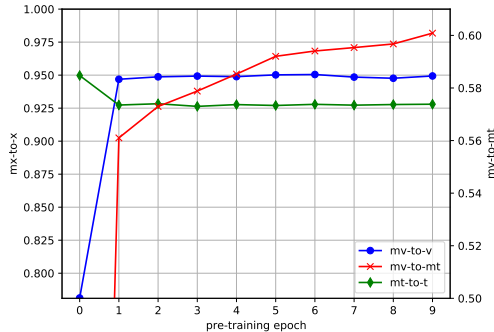


Figure 4. Similarity during pre-training. **Blue**: Video similarity between masked views and full view. **Green**: Text similarity between masked views and full view. **Red**: Similarity between masked video and masked text.

plug-and-played into the existing multimodal frameworks.

Efficient Masked Alignment. Most contrastive methods rely on heavily strong data augmentation techniques [10, 13] to significantly change the visual appearance but keep the semantic meaning unchanged. However, in our experiment, we achieve promising performance with basic random flip and crop. We find the key is masking. Multimodal alignment with masking modeling is a difficult pretext task. The encoder must align video and text features into a unified space but keep their uni-modal semantic invariance based on unstable and incomplete masked inputs.

To verify our assumption, we conduct experiments to analyze masked cross-modal alignment trend. We randomly mask a set of origin videos 100 times and compute the similarity between all masked views and the corresponding full view. As shown in Fig. 4. The pre-training focus on uni-modal representation learning in the early stage (about 1

epoch), then on cross-modal alignment. This is consistent with our assumption in Sec. 1 that multimodal alignment with masking modeling clusters different masked views of the same sample into a stable space in the early stage to learn semantic invariance, thus enabling more efficient and robust cross-modal alignment.

Params and FLOPs. We evaluate Params and FLOPs on several works built on the dual-stream architecture. We feed a video with 4 frames with 224×224 resolution and text with length of 128 as default input. The results in Tab. 4 show that our approach achieves the best result. VIOLET and BridgeFormer all introduce modules with extra parameters to enhance the interaction between video and text. However, we add no modules and only perform masking to reduce the FLOPs from 189.3G to 83.3G with a video masking ratio of 60%.

5.2. Ablation Studies

In this section, we systematically study the designed components of MAC. We shortly pre-train 6 epochs (5 for image-text and 1 for video-text) and finetune 50 epochs on MSRVT. Unless otherwise specified, the default video masking ratio and text masking ratio are 60% and 15%.

Pretext Task Design. The mainstream masked modeling works predict the masked part (e.g., MLM and MIM), which is a low-level reconstruction pretext task. We aim to pre-training for video-text retrieval tasks, which require high-level alignment. This suggests that the masked-then-prediction paradigm in MAE [23] is inconsistent with the goal of retrieval tasks. We, therefore, propose the masked-then-alignment paradigm, aligning the masked views directly. As shown in Tab. 5, we conduct detailed experiments on various pre-text tasks to verify our assumption: 1) VTC, 2) VTC+MLM, 3) VTC+LM, 4) VTC+MVP+LM. For a fair comparison, the coefficient of all tasks to the total loss is set to 1. It can be seen that adding generative pretext tasks results in a performance drop, which is consistent with our assumption that multimodal alignment requires high-level semantic understanding. Besides, it adds an extra decoder and is difficult to optimize, resulting in high training overhead. We also find that the ranking of performance drop is LM > MLM > MVM, showing that language reconstruction is more difficult than visual reconstruction. A possible explanation is that vision is continuous while language is discrete, which makes language reconstruction more difficult, thus forcing the model to focus on uni-modal reconstruction rather than multimodal alignment. Recent works also explore the balance between high-level understanding and low-level reconstruction, such as selecting semantic targets [4, 53] rather than pixels. In the video-language domain, VIOLET [18] reconstructs visual tokens generated by dVAE [47]. Although the promising performance of 34.5% R@1, it still is lower than our Masked Alignment of

38.9% R@1.

However, what level of semantics is required is an open question. It mainly depends on the downstream tasks, we assume that masked alignment is suitable for high-level semantic understanding (e.g., cross-modal retrieval), while masked prediction is suitable for subtitle generation or low-level semantic understanding (e.g., segmentation).

VTC	MVM	MLM	LM	R@1 ↑	R@5 ↑	R@10 ↑
✓				36.4	63.8	73.0
✓	✓			34.4	60.0	71.1
✓		✓		32.1	58.5	69.4
✓			✓	27.2	51.3	63.9
✓	✓		✓	26.3	51.3	64.0

Table 5. Ablation experiments on task design. VTC directly aligns video and text via a video-text contrastive loss. MVM adopts a video decoder for Masked Video Prediction. MLM and LM are Masked Language Modeling and Language Modeling respectively

Video Masking Strategy. As mentioned in Sec. 3.2, we adopt the divided space-time self-attention where the temporal attention and spatial attention are applied in turn. Combined with a proper masking mechanism, in addition to reducing the computation, we can also promote attention. As shown in the Fig. 3, no masking and tube masking only pay attention to patches at the same spatial location of different temporal locations. However, random masking enables the attention of patches at different spatial locations of different temporal locations, thereby capturing a wider range of spatio-temporal diversity. We conduct experiments to compare different video masking strategies, showing that cooperating random masking and divided space-time self-attention can achieve better results.

Masking Strategy	R@1 ↑	R@5 ↑	R@10 ↑
w/o	34.0	61.7	71.9
Tube	35.7	62.1	71.2
Random	36.4	63.8	73.0

Table 6. Ablation experiments on different masking strategy on divided space-time attention. w/o: full video without any masking. Tube: mask same spatial locations across different temporal locations. Random: mask different spatial locations of different temporal locations. Combined with divided space-time attention, random masking performs better than tube masking.

Masking Ratio and Modality. Fig. 5 shows the effect of masking ratio To quantitatively analyze the masking ratio, we hold one modality unmasked when the other modality is masked. It shows a high video masking ratio and low text masking ratio is a better combination for downstream tasks. This is consistent with the conclusions of MAE [23] and BERT [4]: the information density of image is low, and the

information density of text is high. We also found that under the multimodal setting, the video masking ratio is slightly lower than the visual domain, we assume that the high ratio leads to the large missing of visual entities, which makes multimodal alignment fail. Overall, an appropriate masking ratio can achieve a win-win situation in terms of computation and performance.

Tab. 7 shows the effects of Dual Masking (masked video-text) and Single Masking (masked video/text). It can be seen that compared to the baseline without masking, both single masking and dual masking can enhance cross-modal alignment and improve the performance of downstream tasks. Besides, compared with single masking, dual masking performs mask sampling on both video and text, which increases the difficulty of cross-modal alignment and allows the model to learn more useful representations. Thus, we choose to mask both modalities simultaneously.

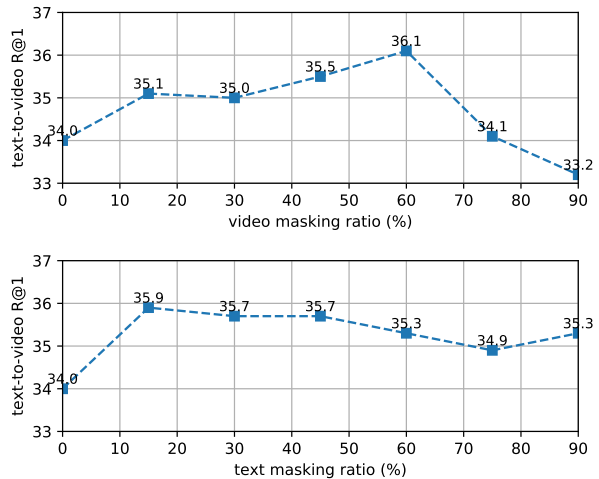


Figure 5. Ablation studies on masking ratio. We hold one modality unmasked when the other modality is masked. The masking ratio of video is relatively higher than that of text

Video	Text	R@1 ↑	R@5 ↑	R@10 ↑
		34.0	61.7	71.9
✓		35.8	62.2	72.2
	✓	35.6	60.0	72.0
✓	✓	36.4	63.8	73.0

Table 7. Ablation experiments on masked modality. ✓ means the corresponding modality input is masked

6. Conclusion

In this paper, we propose an end-to-end video-text pre-training framework for efficient video-text alignment, namely Masked Contrastive Pre-Training. Without blindly applying mask-then-prediction paradigm from MAE, we explore the masking contrastive mechanism based on

the video language domain, and propose a mask-then-alignment paradigm to efficiently learn a multimodal alignment. The experimental results show that our method can reduce 60% of FLOPs, while improving the pre-training efficiency by 3 \times , and finally achieve SOTA performance on various video-text retrieval datasets.

References

- [1] Lisa Anne Hendricks, Oliver Wang, Eli Shechtman, Josef Sivic, Trevor Darrell, and Bryan Russell. Localizing moments in video with natural language. In *Proceedings of the IEEE international conference on computer vision*, pages 5803–5812, 2017. 5
- [2] Anurag Arnab, Mostafa Dehghani, Georg Heigold, Chen Sun, Mario Lučić, and Cordelia Schmid. Vivit: A video vision transformer. In *Proceedings of the IEEE/CVF International Conference on Computer Vision*, pages 6836–6846, 2021. 2, 4, 5
- [3] Max Bain, Arsha Nagrani, Gül Varol, and Andrew Zisserman. Frozen in time: A joint video and image encoder for end-to-end retrieval. In *Proceedings of the IEEE/CVF International Conference on Computer Vision*, pages 1728–1738, 2021. 1, 2, 5, 6, 7
- [4] Hangbo Bao, Li Dong, and Furu Wei. Beit: Bert pre-training of image transformers. *arXiv preprint arXiv:2106.08254*, 2021. 2, 3, 7, 8
- [5] Hangbo Bao, Wenhui Wang, Li Dong, and Furu Wei. Vi-beit: Generative vision-language pretraining. *arXiv preprint arXiv:2206.01127*, 2022. 3
- [6] Gedas Bertasius, Heng Wang, and Lorenzo Torresani. Is space-time attention all you need for video understanding? In *ICML*, volume 2, page 4, 2021. 4, 5
- [7] Fabian Caba Heilbron, Victor Escorcia, Bernard Ghanem, and Juan Carlos Niebles. Activitynet: A large-scale video benchmark for human activity understanding. In *Proceedings of the IEEE conference on computer vision and pattern recognition*, pages 961–970, 2015. 5
- [8] David Chen and William B Dolan. Collecting highly parallel data for paraphrase evaluation. In *Proceedings of the 49th annual meeting of the association for computational linguistics: human language technologies*, pages 190–200, 2011. 5
- [9] Yen-Chun Chen, Linjie Li, Licheng Yu, Ahmed El Kholy, Faisal Ahmed, Zhe Gan, Yu Cheng, and Jingjing Liu. Uniter: Universal image-text representation learning. In *European conference on computer vision*, pages 104–120. Springer, 2020. 7
- [10] Ekin D Cubuk, Barret Zoph, Jonathon Shlens, and Quoc V Le. Randaugment: Practical automated data augmentation with a reduced search space. In *Proceedings of the IEEE/CVF conference on computer vision and pattern recognition workshops*, pages 702–703, 2020. 6, 7
- [11] Yiming Cui, Wanxiang Che, Ting Liu, Bing Qin, and Ziqing Yang. Pre-training with whole word masking for chinese bert. *IEEE/ACM Transactions on Audio, Speech, and Language Processing*, 29:3504–3514, 2021. 3
- [12] Jacob Devlin, Ming-Wei Chang, Kenton Lee, and Kristina Toutanova. Bert: Pre-training of deep bidirectional transformers for language understanding. *arXiv preprint arXiv:1810.04805*, 2018. 2, 4
- [13] Terrance DeVries and Graham W Taylor. Improved regularization of convolutional neural networks with cutout. *arXiv preprint arXiv:1708.04552*, 2017. 7
- [14] Haiwen Diao, Ying Zhang, Lin Ma, and Huchuan Lu. Similarity reasoning and filtration for image-text matching. In *Proceedings of the AAAI Conference on Artificial Intelligence*, volume 35, pages 1218–1226, 2021. 7
- [15] Alexey Dosovitskiy, Lucas Beyer, Alexander Kolesnikov, Dirk Weissenborn, Xiaohua Zhai, Thomas Unterthiner, Mostafa Dehghani, Matthias Minderer, Georg Heigold, Sylvain Gelly, et al. An image is worth 16x16 words: Transformers for image recognition at scale. In *International Conference on Learning Representations*, 2020. 2, 4, 5
- [16] Christoph Feichtenhofer, Haoqi Fan, Yanghao Li, and Kaiming He. Masked autoencoders as spatiotemporal learners. *arXiv preprint arXiv:2205.09113*, 2022. 2, 3, 4
- [17] Christoph Feichtenhofer, Haoqi Fan, Jitendra Malik, and Kaiming He. Slowfast networks for video recognition. In *Proceedings of the IEEE/CVF international conference on computer vision*, pages 6202–6211, 2019. 1, 2
- [18] Tsu-Jui Fu, Linjie Li, Zhe Gan, Kevin Lin, William Yang Wang, Lijuan Wang, and Zicheng Liu. Violet: End-to-end video-language transformers with masked visual-token modeling. *arXiv preprint arXiv:2111.12681*, 2021. 2, 3, 6, 7
- [19] Valentin Gabeur, Chen Sun, Karteek Alahari, and Cordelia Schmid. Multi-modal transformer for video retrieval. In *European Conference on Computer Vision*, pages 214–229. Springer, 2020. 6
- [20] Yuying Ge, Yixiao Ge, Xihui Liu, Dian Li, Ying Shan, Xiaohu Qie, and Ping Luo. Bridging video-text retrieval with multiple choice questions. In *Proceedings of the IEEE/CVF Conference on Computer Vision and Pattern Recognition*, pages 16167–16176, 2022. 1, 2, 6, 7
- [21] Yuying Ge, Yixiao Ge, Xihui Liu, Alex Jinpeng Wang, Jianping Wu, Ying Shan, Xiaohu Qie, and Ping Luo. Miles: Visual bert pre-training with injected language semantics for video-text retrieval. *arXiv preprint arXiv:2204.12408*, 2022. 1, 2, 6, 7
- [22] Xinyang Geng, Hao Liu, Lisa Lee, Dale Schuurams, Sergey Levine, and Pieter Abbeel. Multimodal masked autoencoders learn transferable representations. *arXiv preprint arXiv:2205.14204*, 2022. 3
- [23] Kaiming He, Xinlei Chen, Saining Xie, Yanghao Li, Piotr Dollár, and Ross Girshick. Masked autoencoders are scalable vision learners. In *Proceedings of the IEEE/CVF Conference on Computer Vision and Pattern Recognition*, pages 16000–16009, 2022. 2, 3, 7, 8
- [24] Kaiming He, Xiangyu Zhang, Shaoqing Ren, and Jian Sun. Deep residual learning for image recognition. In *Proceedings of the IEEE conference on computer vision and pattern recognition*, pages 770–778, 2016. 2, 3
- [25] Wonjae Kim, Bokyung Son, and Ildoo Kim. Vilt: Vision-and-language transformer without convolution or region su-

- pervision. In *International Conference on Machine Learning*, pages 5583–5594. PMLR, 2021. 7
- [26] Diederik P Kingma and Jimmy Ba. Adam: A method for stochastic optimization. In *ICLR (Poster)*, 2015. 5
- [27] Alex Krizhevsky, Ilya Sutskever, and Geoffrey E Hinton. Imagenet classification with deep convolutional neural networks. *Communications of the ACM*, 60(6):84–90, 2017. 5
- [28] Jie Lei, Linjie Li, Luwei Zhou, Zhe Gan, Tamara L Berg, Mohit Bansal, and Jingjing Liu. Less is more: Clipbert for video-and-language learning via sparse sampling. In *Proceedings of the IEEE/CVF Conference on Computer Vision and Pattern Recognition*, pages 7331–7341, 2021. 1, 2, 5, 6
- [29] Dongxu Li, Junnan Li, Hongdong Li, Juan Carlos Niebles, and Steven CH Hoi. Align and prompt: Video-and-language pre-training with entity prompts. In *Proceedings of the IEEE/CVF Conference on Computer Vision and Pattern Recognition*, pages 4953–4963, 2022. 2, 6
- [30] Linjie Li, Yen-Chun Chen, Yu Cheng, Zhe Gan, Licheng Yu, and Jingjing Liu. Hero: Hierarchical encoder for video+ language omni-representation pre-training. In *Proceedings of the 2020 Conference on Empirical Methods in Natural Language Processing (EMNLP)*, pages 2046–2065, 2020. 1, 2, 6
- [31] Ji Lin, Chuang Gan, and Song Han. Tsm: Temporal shift module for efficient video understanding. In *Proceedings of the IEEE/CVF International Conference on Computer Vision*, pages 7083–7093, 2019. 2
- [32] Song Liu, Haoqi Fan, Shengsheng Qian, Yiru Chen, Wenkui Ding, and Zhongyuan Wang. Hit: Hierarchical transformer with momentum contrast for video-text retrieval. In *Proceedings of the IEEE/CVF International Conference on Computer Vision*, pages 11915–11925, 2021. 6
- [33] Yang Liu, Samuel Albanie, Arsha Nagrai, and Andrew Zisserman. Use what you have: Video retrieval using representations from collaborative experts. *arXiv preprint arXiv:1907.13487*, 2019. 6
- [34] Ze Liu, Yutong Lin, Yue Cao, Han Hu, Yixuan Wei, Zheng Zhang, Stephen Lin, and Baining Guo. Swin transformer: Hierarchical vision transformer using shifted windows. In *Proceedings of the IEEE/CVF International Conference on Computer Vision*, pages 10012–10022, 2021. 2
- [35] Ze Liu, Jia Ning, Yue Cao, Yixuan Wei, Zheng Zhang, Stephen Lin, and Han Hu. Video swin transformer. In *Proceedings of the IEEE/CVF Conference on Computer Vision and Pattern Recognition*, pages 3202–3211, 2022. 1
- [36] Huaishao Luo, Lei Ji, Botian Shi, Haoyang Huang, Nan Duan, Tianrui Li, Jason Li, Taroon Bharti, and Ming Zhou. Univl: A unified video and language pre-training model for multimodal understanding and generation. *arXiv preprint arXiv:2002.06353*, 2020. 1, 2, 6
- [37] Antoine Miech, Dimitri Zhukov, Jean-Baptiste Alayrac, Makarand Tapaswi, Ivan Laptev, and Josef Sivic. Howto100m: Learning a text-video embedding by watching hundred million narrated video clips. In *Proceedings of the IEEE/CVF International Conference on Computer Vision*, pages 2630–2640, 2019. 5
- [38] Aaron van den Oord, Yazhe Li, and Oriol Vinyals. Representation learning with contrastive predictive coding. *arXiv preprint arXiv:1807.03748*, 2018. 3, 4
- [39] Mandela Patrick, Po-Yao Huang, Yuki Asano, Florian Metzger, Alexander Hauptmann, Joao Henriques, and Andrea Vedaldi. Support-set bottlenecks for video-text representation learning. *arXiv preprint arXiv:2010.02824*, 2020. 6
- [40] Victor Sanh, Lysandre Debut, Julien Chaumond, and Thomas Wolf. Distilbert, a distilled version of bert: smaller, faster, cheaper and lighter. *arXiv preprint arXiv:1910.01108*, 2019. 4, 5
- [41] Piyush Sharma, Nan Ding, Sebastian Goodman, and Radu Soricut. Conceptual captions: A cleaned, hypernymed, image alt-text dataset for automatic image captioning. In *Proceedings of the 56th Annual Meeting of the Association for Computational Linguistics (Volume 1: Long Papers)*, pages 2556–2565, 2018. 5
- [42] Karen Simonyan and Andrew Zisserman. Very deep convolutional networks for large-scale image recognition. *arXiv preprint arXiv:1409.1556*, 2014. 2, 3
- [43] Weijie Su, Xizhou Zhu, Yue Cao, Bin Li, Lewei Lu, Furu Wei, and Jifeng Dai. Vi-bert: Pre-training of generic visual-linguistic representations. In *International Conference on Learning Representations*, 2019. 2
- [44] Chen Sun, Austin Myers, Carl Vondrick, Kevin Murphy, and Cordelia Schmid. Videobert: A joint model for video and language representation learning. In *Proceedings of the IEEE/CVF International Conference on Computer Vision*, pages 7464–7473, 2019. 2
- [45] Hao Tan, Jie Lei, Thomas Wolf, and Mohit Bansal. Vimpac: Video pre-training via masked token prediction and contrastive learning. *arXiv preprint arXiv:2106.11250*, 2021. 3
- [46] Zhan Tong, Yibing Song, Jue Wang, and Limin Wang. Videomae: Masked autoencoders are data-efficient learners for self-supervised video pre-training. *arXiv preprint arXiv:2203.12602*, 2022. 2, 3, 4
- [47] Aaron Van Den Oord, Oriol Vinyals, et al. Neural discrete representation learning. *Advances in neural information processing systems*, 30, 2017. 3, 7
- [48] Alex Jinpeng Wang, Yixiao Ge, Rui Yan, Yuying Ge, Xudong Lin, Guanyu Cai, Jianping Wu, Ying Shan, Xiaohu Qie, and Mike Zheng Shou. All in one: Exploring unified video-language pre-training. *arXiv preprint arXiv:2203.07303*, 2022. 1, 6
- [49] Jinpeng Wang, Yixiao Ge, Guanyu Cai, Rui Yan, Xudong Lin, Ying Shan, Xiaohu Qie, and Mike Zheng Shou. Object-aware video-language pre-training for retrieval. In *Proceedings of the IEEE/CVF Conference on Computer Vision and Pattern Recognition (CVPR)*, pages 3313–3322, June 2022. 2, 5, 6
- [50] Limin Wang, Yuanjun Xiong, Zhe Wang, Yu Qiao, Dahua Lin, Xiaoou Tang, and Luc Van Gool. Temporal segment networks: Towards good practices for deep action recognition. In *European conference on computer vision*, pages 20–36. Springer, 2016. 2
- [51] Rui Wang, Dongdong Chen, Zuxuan Wu, Yinpeng Chen, Xiyang Dai, Mengchen Liu, Yu-Gang Jiang, Luwei Zhou,

- and Lu Yuan. Bevt: Bert pretraining of video transformers. In *Proceedings of the IEEE/CVF Conference on Computer Vision and Pattern Recognition*, pages 14733–14743, 2022. 3
- [52] Wenhui Wang, Hangbo Bao, Li Dong, Johan Bjorck, Zhiliang Peng, Qiang Liu, Kriti Aggarwal, Owais Khan Mohammed, Saksham Singhal, Subhojit Som, et al. Image as a foreign language: Beit pretraining for all vision and vision-language tasks. *arXiv preprint arXiv:2208.10442*, 2022. 3
- [53] Chen Wei, Haoqi Fan, Saining Xie, Chao-Yuan Wu, Alan Yuille, and Christoph Feichtenhofer. Masked feature prediction for self-supervised visual pre-training. In *Proceedings of the IEEE/CVF Conference on Computer Vision and Pattern Recognition*, pages 14668–14678, 2022. 7
- [54] Saining Xie, Chen Sun, Jonathan Huang, Zhuowen Tu, and Kevin Murphy. Rethinking spatiotemporal feature learning: Speed-accuracy trade-offs in video classification. In *Proceedings of the European conference on computer vision (ECCV)*, pages 305–321, 2018. 1, 2
- [55] Zhenda Xie, Zheng Zhang, Yue Cao, Yutong Lin, Jianmin Bao, Zhuliang Yao, Qi Dai, and Han Hu. Simmim: A simple framework for masked image modeling. In *Proceedings of the IEEE/CVF Conference on Computer Vision and Pattern Recognition*, pages 9653–9663, 2022. 3
- [56] Jun Xu, Tao Mei, Ting Yao, and Yong Rui. Msr-vtt: A large video description dataset for bridging video and language. In *Proceedings of the IEEE conference on computer vision and pattern recognition*, pages 5288–5296, 2016. 5
- [57] Jianwei Yang, Yonatan Bisk, and Jianfeng Gao. Taco: Token-aware cascade contrastive learning for video-text alignment. In *Proceedings of the IEEE/CVF International Conference on Computer Vision*, pages 11562–11572, 2021. 5, 6
- [58] Peter Young, Alice Lai, Micah Hodosh, and Julia Hockenmaier. From image descriptions to visual denotations: New similarity metrics for semantic inference over event descriptions. *Transactions of the Association for Computational Linguistics*, 2:67–78, 2014. 5, 6
- [59] Rowan Zellers, Ximing Lu, Jack Hessel, Youngjae Yu, Jae Sung Park, Jize Cao, Ali Farhadi, and Yejin Choi. Merlot: Multimodal neural script knowledge models. *Advances in Neural Information Processing Systems*, 34:23634–23651, 2021. 2
- [60] Jinghao Zhou, Chen Wei, Huiyu Wang, Wei Shen, Cihang Xie, Alan Yuille, and Tao Kong. Image bert pre-training with online tokenizer. In *International Conference on Learning Representations*, 2021. 3
- [61] Linchao Zhu and Yi Yang. Actbert: Learning global-local video-text representations. In *Proceedings of the IEEE/CVF conference on computer vision and pattern recognition*, pages 8746–8755, 2020. 1, 2, 6