
ORIGINAL ARTICLE

Journal Section

Research on the application of contrastive learning in multi-label text classification

Nankai Lin¹ | Guanqiu Qin¹ | Jigang Wang¹ | Aimin Yang^{1,2*} | Dong Zhou^{3*}

¹School of Computer Science and Technology, Guangdong University of Technology, Guangzhou, Guangdong, 510006, China

²School of Computer Science and Intelligence Education, Lingnan Normal University, Zhanjiang, Guangdong, 524000, China

³School of Information Science and Technology, Guangdong University of Foreign Studies, Guangzhou, Guangdong, 510006, China

Correspondence

Aimin Yang, School of Computer Science and Technology, Guangdong University of Technology, Guangzhou, Guangdong, 510006, China.

Dong Zhou, School of Information Science and Technology, Guangdong University of Foreign Studies, Guangzhou, Guangdong, 510006, China

Email: amyang@gdut.edu.cn, dongzhou@gdufs.edu.cn

Funding information

Ministry of education of Humanities and Social Science project, Award Number: No. 19YJAZH128, Ministry of education of Humanities and Social Science project, Award Number: No. 20YJAZH118, Science and Technology Plan Project of Guangzhou, Award Number: No. 202102080305.

The effective application of contrastive learning technology in natural language processing tasks shows the superiority of contrastive learning in text analysis tasks. How to construct positive and negative samples correctly and reasonably is the core challenge of contrastive learning. Since it is difficult to construct contrastive objects in multi-label multi-classification tasks, there are few contrastive losses for multi-label multi-classification text classification. In this paper, we propose five contrastive losses for multi-label multi-classification tasks. They are Strict Contrastive Loss (SCL), Intra-label Contrastive Loss (ICL), Jaccard Similarity Contrastive Loss (JSCL), and Jaccard Similarity Probability Contrastive Loss (JSPCL) and Stepwise Label Contrastive Loss (SLCL). We explore the effectiveness of contrastive learning for multi-label multi-classification tasks under different strategies, and provide a set of baseline methods for contrastive learning techniques on multi-label classification tasks. We also perform an interpretability analysis of our approach to show how different contrastive learning methods play their roles. The experimental results in this paper demonstrate that our proposed contrastive losses can bring some improvement for multi-label multi-classification

* Co-correspondence authors.

tasks. Our work reveal how to “appropriately” change the contrastive way of contrastive learning is the key idea to improve the adaptability of contrastive learning in multi-label multi-classification tasks.

KEYWORDS

Contrastive Loss, Multi-label Text Classification, Interpretability Analysis

1 | INTRODUCTION

Multi-label multi-class text classification is an important branch of text classification technology. Different from binary classification tasks or multi-label one-class classification tasks, multi-label multi-class classification tasks need to assign at least one label to a text. Since the number of labels in a text is not fixed, it greatly increases the difficulty of the model prediction. Although the latest multi-label multi-classification models can solve the problem that the number of labels is not fixed at the output side, the text representations of different labels are still confused in the text representation vector space of the model.

As an emerging technology, contrastive learning has achieved good performance in various fields of natural language processing. However, in multi-label text classification tasks, it is a great challenge to incorporate the contrastive learning module. It is more difficult for contrastive learning to perform well in multi-label text classification tasks than in image processing tasks because implicit information representation is richer in the representation space of text, which makes it more difficult to define positive and negative samples. Existing studies have proposed unsupervised contrastive learning methods to improve the performance of the model on multi-label text classification tasks [1], and there are also works to improve supervised contrastive learning [2]. However, the exploration of contrastive learning in multi-label text analysis tasks is still very limited.

In order to deeply explore the feasibility and potential performance of contrastive learning in multi-label text classification tasks, we propose five contrastive losses for multi-label multi-classification tasks: Strict Contrastive Loss (SCL), Intra-label Contrastive Loss (ICL), Jaccard Similarity Contrastive Loss (JSCL), and Jaccard Similarity Probability Contrastive Loss (JSPCL) and Stepwise Label Contrastive Loss (SLCL). These five different strategies define the positive samples and negative samples of contrastive learning from different perspectives to pull the distance into the semantic space of different types of samples. To further compare the effects of the five strategies, we further conduct an interpretability analysis to show how the different contrastive learning methods play their roles. The experimental results in this paper show that our proposed contrastive losses can bring some improvement for multi-label multi-classification tasks. We provide a set of baseline models of contrastive learning techniques for multi-label multi-classification tasks.

In this paper, the major contributions can be summarized as follows:

- (1) To the best of our knowledge, this is the first work to explore in detail the performance of contrastive learning on multi-label and multi-classification text tasks;
- (2) We propose five contrastive losses from different perspectives and provide a set of baseline models of contrastive learning techniques on multi-label multi-classification tasks.
- (3) Through interpretability analysis, we further show the performance of different contrastive learning in changing the semantic representation space.

2 | RELATED WORK

2.1 | Multi-label Text Classification

In the field of text classification, multi-label text classification (MLTC) is always a challenging problem [3]. A sample of multi-label text classification consists of a text and a set of labels. There is a correlation between labels. For this, some research transforms the multi-label classification problem into the seq2seq problem and learns the potential correlation between labels with the sequence generation model [4, 5, 6]. Yang et al. proposed a reinforcement learning-based seq2set framework, which can capture the correlation between tags and reduce the dependence on tag order. In addition, there are some researches introducing label embedding so that the model can simultaneously learn the feature information of text and the co-occurrence information of labels [7]. Ma et al. proposed to learn statistical label co-occurrence via GCN [8]. LELC simultaneously learned labels attention and label co-occurrence matrix information [9]. Zhang et al. ensemble the MLTC and the label co-occurrence task to enhance label correlation feedback [10].

Most dataset of MLTC has the data distribution imbalance problem : imbalance within labels, between labels, and between label-sets. The studies we have discussed above, which use label embedding, have alleviated the impact of label imbalance to some extent while learning label association. Some researches solve the problem of data imbalance by resampling. For example, base on the edited nearest neighbor rule, Charte et al. proposed a multi-label undersampling algorithm [11]. They defined a measure of the differential distance between label sets in order to heuristically remove unnecessary samples during resampling. Considering the problem in terms of object functions, Ridnik et al. proposed an asymmetric loss that dynamically adjusts the asymmetry levels to balance the effect of positive and negative samples in training [12].

2.2 | Multi-label Emotion Classification

Sentiment analysis [13] is of great significance to society, economy and security. In early studies sentiment analysis [14, 15] is implemented based on the sentiment polarity dictionary. These methods utilize unsupervised methods such as point mutual information (PMI) to construct an emotional dictionary based on the basic emotional word set, and then calculates the emotional weight value and emotional polarity of the text according to the viewpoint words with different intensity of positive, neutral and negative emotional tendencies in the dictionary. While some studies [16, 17] transform sentiment analysis into binary or multi-classification problems, which leads to many subsequent supervised learning studies based on machine learning and neural networks.

In recent years, more and more scholars [18, 19] regarded the sentiment analysis task as a multi-label problem, and accordingly, Yilmaz et al. introduced it into multi-label sentiment analysis by adapting the focal loss and proposed a dynamic weighting method to balance each label's contribution in the training set [20]. Alhuzali et al. transformed the problem of multi-label sentiment classification into span-prediction by means of prompt learning, and proposed a label relationship perception loss [21]. They converted labels into tokens and input them into BERT together with the original input text, and used the attention module of the Transformer and the knowledge learned in the pre-train stage to learn the correlation of emotional labels. In addition to encoding labels and sentences with BERT at the same time, EduEmo [22] also introduces the encoder of Realformer [23] to model the association between each elementary discourse unit and sentiment labels.

2.3 | Contrastive Learning

In recent years, contrastive learning has gradually become one of the important techniques in natural language processing and computer vision. In the field of natural language processing, contrastive learning is usually used to improve the quality of embedding representation by comparing feature vectors, bringing semantically similar and same label embeddings closer, and distancing semantically dissimilar and different label embeddings.

Contrastive learning can be divided into supervised contrastive learning and unsupervised contrastive learning. Khosla et al. proposed a supervised contrastive learning method, which took the original label of the sample as the anchor, and made the clusters of the same label closer to each other, and the clusters of different labels far away from each other in the embedding space [1]. To improve the sentence-level representation, SimCSE used Dropout for unsupervised contrastive learning and natural language inference dataset for supervised contrastive learning [2]. Some research introduced supervised contrastive learning into the pre-training process of PLMs, and experiments result on their downstream tasks showed that the performance of pre-trained models was generally improved [24, 25].

2.4 | Contrastive Learning for Multi-label Text Classification

At present, the application of contrastive learning in multi-label classification mainly focuses on image-related tasks. MulCon, an end-to-end framework for multilabel image classification, uses image label-level embeddings with a multi-head attention mechanism to transform the multi-label classification problem into the binary classification problem for each label-level embedding [26]. Małkiński et al. proposed a supervised multi-label contrastive learning method for abstract visual reasoning. They reconstructed the contrastive loss function according to the multi-label problem, allowing sample pairs to contrast all labels [27]. Zhang et al. proposed a general hierarchical multi-label representation learning framework, which introduces hierarchical loss retention and hierarchical constraints [28].

However, different from the representation space of images, the implicit information representation of text is richer, which makes it more difficult to define positive samples and negative samples, and it is more difficult for contrastive learning to show good performance. Researches of contrastive learning in multi-label text classification are focusing on unsupervised multi-label contrastive learning [29]. What's more, Su et al. attempted to improve supervised contrastive learning by using the knowledge of existing multi-label instances for supervised contrastive learning [30]. Bai et al. proposed to take the sample features as anchor samples, and take the corresponding positive labels and negative labels as positive and negative samples for supervised contrastive learning [31]. However, the exploration of contrastive learning in multi-label text analysis tasks is still very limited.

3 | CONTRASTIVE LOSS FOR MULTI-LABEL TEXT CLASSIFICATION

We introduce five different contrastive learning methods, namely Strict Contrastive Loss (SCL), Intra-label Contrastive Loss (ICL), Jaccard Similarity Contrastive Loss (JSCL), Jaccard Similarity Probability Contrastive Loss (JSPCL) and Step-wise Label Contrastive Loss (SLCL).

Suppose a minibatch which contains K samples $D = \{(X_1, Y_1), (X_2, Y_2), \dots, (X_K, Y_K)\}$ and $I = \{1, \dots, K\}$ is the sample index set. Given a sample index i , X_i is a text sequence of samples and its label set is denoted as Y_i . After encoding by the multi-label text classification model M , we could obtain the sentence vector representation E_i^s and the emotion vector representations E_i^e of X_i , where $E_i^e = \{E_{i1}^e, E_{i2}^e, \dots, E_{iI}^e\}$ and I represents the total number of emotion labels. It is worth noting that the model M here can be any deep learning multi-label language model. Y_i is the one-hot encoding of the label, ie $Y_i = \{y_1, y_2, \dots, y_I\}$, where I represents the total number of emotion labels. For

a given i -th emotion $y_i \in \{0, 1\}$, $y_i=0$ means that this type of emotion does not exist in the text, and $y_i=1$ means that this type of emotion exists in the text. Contrastive learning aims to change the semantic representation space of the model. Since the multi-label classification task is more complex than the single-label classification task, how to construct positive and negative samples for contrastive learning is the main exploration of our paper.

3.1 | Strictly Contrastive Loss

SCL requires that only when the label set of the sample is exactly the same as the label set of the anchor point, it can be used as a positive contrastive sample of the anchor point. Therefore, SCL is a very strict method, it does not consider samples that partially overlap with the anchor label set. In the SCL, for a given sample i , all other samples that share the same label set with it in the batch form the set $S = \{s : s \in I, Y_p = Y_i \wedge p \neq i\}$. Then we could define the SCL function for each entry i across the batch is

$$L_{SCL} = - \sum_{s \in S} \log \frac{\exp(\text{sim}(E_i^t, E_s^t)/\tau)}{\sum_{k \in I/\{i\}} \exp(\text{sim}(E_i^t, E_k^t)/\tau)} \quad (1)$$

where $\text{sim}(\cdot)$ indicates the cosine similarity function.

3.2 | Jaccard Similarity Contrastive Loss

SCL is a strict contrastive learning method, which only closes the samples with the exact same label, while JSCL operates on the samples to different degrees according to the similarity of the labels of the samples. For a given sample, JSCL will zoom in as closely as possible to samples with the exact same label, while only slightly zooming in on samples that have some of the same labels. In the JSCL, for a given sample i , we could define the JSCL function across the batch is

$$L_{JSCL} = - \sum_{s \in I} \log \frac{\frac{|Y_i \cap Y_s|}{|Y_i \cup Y_s|} \cdot \exp(\text{sim}(E_i^t, E_s^t)/\tau)}{\sum_{k \in I/\{i\}} \exp(\text{sim}(E_i^t, E_k^t)/\tau)} \quad (2)$$

3.3 | Jaccard Similarity Probability Contrastive Loss

Li et al. suggested that probabilistic contrastive learning can produce more compact features than feature contrastive learning, while forcing the output probabilities to be distributed around class weights [32]. Based on JSCL, we try to use probability for contrastive learning. In the JSPCL, for a given sample i , we could define the JSPCL function across the batch is

$$L_{JSPCL} = - \sum_{s \in I} \log \frac{\frac{|Y_i \cap Y_s|}{|Y_i \cup Y_s|} \cdot \exp(\text{sim}(E_i^e, E_s^e)/\tau)}{\sum_{k \in I/\{i\}} \exp(\text{sim}(E_i^e, E_k^e)/\tau)} \quad (3)$$

3.4 | Stepwise Label Contrastive Loss

SLCL is another way to consider contrastive learning among samples with labels that are not exactly the same. The previous three contrastive learning methods mainly consider the situation when multiple emotions are considered at the same time, while SLCL considers different emotions separately, calculates the contrast loss separately, and

then combines the losses of each emotion. In the JSPCL, for a given sample i , all other samples that share the same label y_j with it in the batch form the positive sample set S_j . The set of positive samples under each emotion label is $S = S_1, S_2, \dots, S_q$ and q is the emotions' number of sample i . Then we could define the SLCL function for each entry i is across the batch is

$$L_{SLCL} = -\frac{1}{q} \sum_{S_j \in S} \sum_{s \in S_j} \log \frac{\exp(\text{sim}(E_i^t, E_s^t)/\tau)}{\sum_{k \in I \setminus \{i\}} \exp(\text{sim}(E_i^t, E_k^t)/\tau)} \quad (4)$$

3.5 | Intra-label Contrastive Loss

Different from several other contrastive losses to narrow the semantic representation of samples with the same labels, ICL aims to make multiple emotional representations existing in the same sample closer, that is, ICL narrows the distance among emotional representations, while not the distance among sample representations. In the ICL, for a given sample i and the indexes of i 's emotion $I_Y = \{1, \dots, l\}$, we could define the ICL function for the j -th emotion of each entry i is

$$L_{ICL_j} = - \sum_{s \in I_Y} \log \frac{\exp(\text{sim}(E_j^s, E_s^s)/\tau)}{\sum_{k \in I_Y \setminus \{j\}} \exp(\text{sim}(E_j^s, E_k^s)/\tau)} \quad (5)$$

$$L_{ICL} = \frac{1}{|Y_i|} \sum_{Y_i} L_{ICL_j} \quad (6)$$

3.6 | Training Objective

To train the model, we combine the contrastive loss with cross-entropy and train them jointly. This aims to use a contrastive loss to close the distance between positive samples, while maximizing the probability of correct labels through a cross-entropy loss. The overall training objective is calculated as follows:

$$L = \alpha \cdot L_{CL} + (1 - \alpha) \cdot L_{BCE} \quad (7)$$

where $L_{CL} \in \{SCL, ICL, JSCL, JSPCL, SLCL\}$.

TABLE 1 Data Statistics.

Info./Lang.	English	Arabic	Spanish
Train (#)	6,838	2,278	3,561
Valid (#)	886	585	679
Test (#)	3,259	1,518	2,854
Total (#)	10,983	4,381	7,094
Classes (#)	11	11	11

4 | EXPERIMENTS AND ANALYSIS

4.1 | Dataset

Using labelled data from tweets in English, Arabic, and Spanish, we selected semEval2018 [19] for our multi-label text classification in this study. Initially, the data was divided into three sets: a training set (Train), a validation set (Valid), and a test set (Test). We conduct our tests using the micro F1-score, macro F1-score, and Jaccard index score in accordance with the metrics in semEval2018 [19]. For each language, Table 1 summarizes the train, valid, and test sets and shows the number of instances in each set.

4.2 | Experimental Settings

We use SpanEmo¹ proposed by Alhuzali et al. [21] as the base model. SpanEmo is a SOTA model for multi-label text classification tasks proposed by Alhuzali et al., they trained the model with a loss combining the cross-entropy loss and the label-correlation aware (LCA) loss [33], and we replaced the LCA loss of this model with several of our proposed contrastive losses for comparison. In addition to the SpanEmo model, we also compared the models with superior performance under each dataset separately. The English models include JBNN [34], DATN [35], NTUA [36], and LEM [37]. On the Arabic dataset, we compare our method with EMA [38], Tw-StAR [39] and HEF [40]. On the Spanish dataset, we used Tw-StAR [39], ELiRF [41] and MILAB [19] as comparison models.

All experiments were carried out using PyTorch and an RTX TITAN with 24 GB of memory. Using the open-source Hugging-Face implementation, we also trained BERT-BASE [42]. We selected "bert-base-arabic" constructed by Safaya et al [43]. for Arabic and "bert-base-spanish-uncased" constructed by Canete et al. [44] for Spanish. We set the same hyper-parameters with a fixed initialization seed for three models training, where the batch size is 32 and the feature dimension is 768. The dropout rate is 0.1 and the early stop patience we set as 10 and 20 epochs. With a learning rate of 1e-3 for the FFN and 2e-5 for the BERT encoder, Adam was chosen for optimization. For the loss weight α , we use the Hyperopt² hyperparameter selection method to search for the optimal parameters under each contrastive learning method.

4.3 | Results and Analysis

All five of our contrastive learning strategies essentially delivered some improvement to the model, with the JSCL approach performing best on the English dataset, reaching 57.68, 71.01 and 59.05 for F_{Macro} , F_{Micro} and JS respectively, an improvement of 0.68, 0.69 and 0.75 over the SpanEmo model. The performance improvement of our method is more obvious on Arabic dataset, where the F_{Micro} value of the SLCL method is 1.25 higher than that of SpanEmo, and the F_{Micro} and JS of the SCL method are improved by 0.90 and 1.49 respectively. The SCL method also performed well on the Spanish language dataset, achieving the highest JS value of 53.52.

Taking the experimental results in Spanish as an example, we analyze the interpretability of our method from the multi-label dimension and the single-label dimension respectively. In the multi-label dimension, we use the entire test set for analysis, consider the samples with identical labels to be under the same cluster, and then use the T-SNE method for dimensionality reduction and visualization. At the same time, we also calculated the Calinski-Harbasz score of cluster clustering to evaluate whether the semantic representation space of each category can be well discriminated.

¹Since our proposed method is based on SpanEmo for experiments, we also reproduce the experimental results of the method.

²<http://hyperopt.github.io/hyperopt/>

TABLE 2 Experimental results on English dataset.

Method	F_{Macro}	F_{Micro}	JS
JBNN	52.80	63.20	-
ReRc	53.90	65.10	-
DATN	55.10	-	58.30
NTUA	52.80	70.10	58.80
LEM	56.70	67.50	-
SpanEmo	57.00	70.32	58.30
JSCL	57.68	71.01	59.05
JSPCL	57.42	70.75	58.58
SLCL	56.62	70.9	58.9
ICL	57.59	70.49	58.6
SCL	57.63	70.8	58.89

It is worth noting that under the single-label dimension, we only use the test set with only one label for interpretability analysis.

The Calinski-Harbasz scores for each method in the multi-label dimension and the single-label dimension are shown in Table 5. It can be seen that in addition to SLCL, other contrastive learning methods can make the samples of the same category in the semantic space more compact, and the boundaries of sample clusters of different categories are more obvious. SLCL aims to narrow the representation of categories, so it cannot make the boundaries between different categories more obvious. Among them, JSCL and SCL have better effects in optimizing the semantic representation space. As a rigorous contrastive learning method, SCL achieves the best results on multi-label dimension evaluation, with a Calinski-Harbasz value of 25.14. JSCL will cause slight confusion in the semantic space of multi-label samples, but in single-label samples Dimensionally, the Calinski-Harbasz value of JSCL reached 200.48. We also further visualize the semantic space under the single-label dimension, as shown in Figures 1 to 6. It can be clearly seen that in JSCL and SCL, each category is more closely aggregated, and the boundaries between different categories are also more obvious.

TABLE 3 Experimental results on Arabic dataset.

Method	F_{Macro}	F_{Micro}	JS
Tw-StAR	44.60	59.70	46.50
EMA	46.10	61.80	48.90
BERT _{base}	47.70	65.00	52.30
HEF	50.20	63.10	51.20
SpanEmo	53.63	65.81	53.94
JSCL	54.08	66.00	54.14
JSPCL	53.70	65.86	53.98
SLCL	54.88	66.37	54.65
ICL	54.26	66.13	54.17
SCL	54.27	66.71	55.43

TABLE 4 Experimental results on Spanish dataset.

Method	F_{Macro}	F_{Micro}	JS
Tw-StAR	39.20	52.00	43.80
ELiRF	44.00	53.50	45.80
MILAB	40.70	55.80	46.90
BERT _{base}	47.40	59.60	48.70
SpanEmo	55.49	63.34	52.68
JSCL	55.62	63.45	52.94
JSPCL	56.44	64.16	53.31
SLCL	56.00	63.56	52.69
ICL	55.82	63.46	52.66
SCL	55.88	63.70	53.52

TABLE 5 Interpretable analysis results

Method	Multi-label	Singel-label
SpanEmo	5.64	48.07
JSCL	24.07	200.48
JSPCL	17.80	131.54
SLCL	4.35	42.33
ICL	13.43	109.55
SCL	25.14	198.84

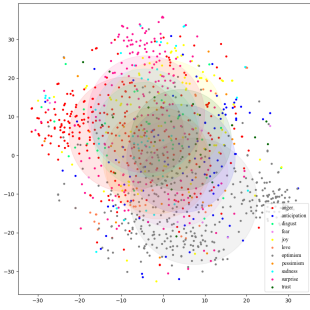


FIGURE 1 2D visualization of SpanEmo's semantic space.

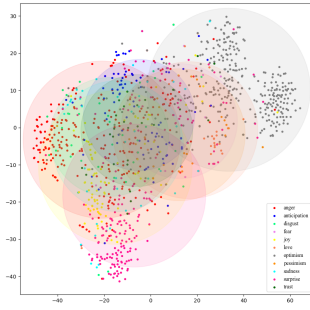


FIGURE 2 2D visualization of JSPCL's semantic space

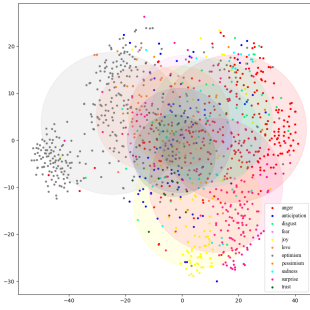


FIGURE 3 2D visualization of ICL's semantic space

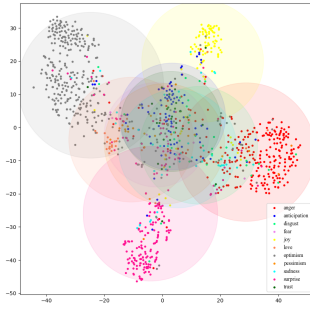


FIGURE 4 2D visualization of JSQL's semantic space

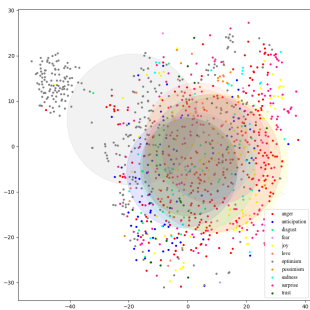


FIGURE 5 2D visualization of SLCL's semantic space

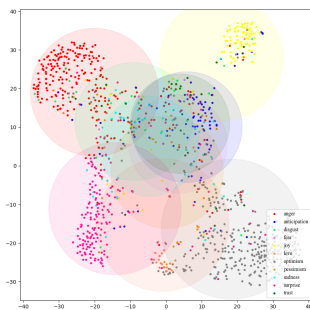


FIGURE 6 2D visualization of SCL's semantic space

5 | CONCLUSION

This paper proposes five contrastive losses for multi-label text classification tasks to explore the effectiveness of contrastive learning for multi-label multi-classification tasks under different strategies. At the same time, we provide a set of contrastive learning techniques for multi-label multi-classification tasks as the baseline models. We also perform an interpretability analysis of our method to show how different contrastive learning methods work.

The experimental results of this paper show that the contrastive loss can improve the performance of the multi-label multi-classification tasks. In the future, we will further combine the method of curriculum learning to screen suitable contrastive samples for multi-label text classification tasks.

Acknowledgement

This work was supported by the Ministry of education of Humanities and Social Science project (No. 19YJAZH128 and No. 20YJAZH118) and the Science and Technology Plan Project of Guangzhou (No. 202102080305). The authors would like to thank the anonymous reviewers for their valuable comments and suggestions.

| Conflicts of interests

The authors declare that we do not have any commercial or associative interest that represents a conflict of interest in connection with the work submitted and that the research do not involve human participants and/or animals.

references

- [1] Khosla P, Teterwak P, Wang C, Sarna A, Tian Y, Isola P, et al. Supervised Contrastive Learning. In: Larochelle H, Ranzato M, Hadsell R, Balcan MF, Lin H, editors. *Advances in Neural Information Processing Systems*, vol. 33; 2020. p. 18661–18673.
- [2] Gao T, Yao X, Chen D. SimCSE: Simple Contrastive Learning of Sentence Embeddings. In: *Proceedings of the 2021 Conference on Empirical Methods in Natural Language Processing Online and Punta Cana, Dominican Republic: Association for Computational Linguistics*; 2021. p. 6894–6910. <https://aclanthology.org/2021.emnlp-main.552>.
- [3] Lin N, Fu S, Lin X, Wang L. Multi-label emotion classification based on adversarial multi-task learning. *Information Processing and Management* 2022;59(6):103097. <https://www.sciencedirect.com/science/article/pii/S0306457322001984>.
- [4] Nam J, Loza Mencía E, Kim HJ, Fürnkranz J. Maximizing Subset Accuracy with Recurrent Neural Networks in Multi-label Classification. In: Guyon I, Luxburg UV, Bengio S, Wallach H, Fergus R, Vishwanathan S, et al., editors. *Advances in Neural Information Processing Systems*, vol. 30; 2017. .
- [5] Yang P, Sun X, Li W, Ma S, Wu W, Wang H. SGM: Sequence Generation Model for Multi-label Classification. In: *Proceedings of the 27th International Conference on Computational Linguistics Santa Fe, New Mexico, USA: Association for Computational Linguistics*; 2018. p. 3915–3926. <https://www.aclweb.org/anthology/C18-1330>.
- [6] Xiao Y, Li Y, Yuan J, Guo S, Xiao Y, Li Z. History-based attention in Seq2Seq model for multi-label text classification. *Knowledge-Based Systems* 2021;224:107094. <https://www.sciencedirect.com/science/article/pii/S0950705121003579>.
- [7] Yang P, Luo F, Ma S, Lin J, Sun X. A Deep Reinforced Sequence-to-Set Model for Multi-Label Classification. In: *Proceedings of the 57th Annual Meeting of the Association for Computational Linguistics Florence, Italy: Association for Computational Linguistics*; 2019. p. 5252–5258. <https://aclanthology.org/P19-1518>.

- [8] Ma Q, Yuan C, Zhou W, Hu S. Label-Specific Dual Graph Neural Network for Multi-Label Text Classification. In: Proceedings of the 59th Annual Meeting of the Association for Computational Linguistics and the 11th International Joint Conference on Natural Language Processing (Volume 1: Long Papers) Online: Association for Computational Linguistics; 2021. p. 3855–3864. <https://aclanthology.org/2021.acl-long.298>.
- [9] Liu H, Chen G, Li P, Zhao P, Wu X. Multi-label text classification via joint learning from label embedding and label correlation. *Neurocomputing* 2021;460:385–398. <https://www.sciencedirect.com/science/article/pii/S09525231221010754>.
- [10] Zhang X, Zhang QW, Yan Z, Liu R, Cao Y. Enhancing Label Correlation Feedback in Multi-Label Text Classification via Multi-Task Learning. In: Findings of the Association for Computational Linguistics: ACL-IJCNLP 2021 Online: Association for Computational Linguistics; 2021. p. 1190–1200. <https://aclanthology.org/2021.findings-acl.101>.
- [11] Charfe F, Rivera AJ, del Jesús MJ, Herrera F. MLeNN: A First Approach to Heuristic Multilabel Undersampling. In: IDEAL; 2014. .
- [12] Ridnik T, Ben-Baruch E, Zamir N, Noy A, Friedman I, Protter M, et al. Asymmetric loss for multi-label classification. In: Proceedings of the IEEE/CVF International Conference on Computer Vision; 2021. p. 82–91.
- [13] Xu Y, Zhou D, Lawless S. Inferring Your Expertise from Twitter: Integrating Sentiment and Topic Relatedness. In: 2016 IEEE/WIC/ACM International Conference on Web Intelligence (WI); 2016. p. 121–128.
- [14] Mohammad SM, Turney PD. Crowdsourcing a word-emotion association lexicon. *Computational intelligence* 2013;29(3):436–465.
- [15] Turney P. Thumbs Up or Thumbs Down? Semantic Orientation Applied to Unsupervised Classification of Reviews. In: Proceedings of the 40th Annual Meeting of the Association for Computational Linguistics Philadelphia, Pennsylvania, USA: Association for Computational Linguistics; 2002. p. 417–424. <https://aclanthology.org/P02-1053>.
- [16] Socher R, Perelygin A, Wu J, Chuang J, Manning CD, Ng A, et al. Recursive Deep Models for Semantic Compositionality Over a Sentiment Treebank. In: Proceedings of the 2013 Conference on Empirical Methods in Natural Language Processing Seattle, Washington, USA: Association for Computational Linguistics; 2013. p. 1631–1642. <https://aclanthology.org/D13-1170>.
- [17] Nakov P, Rosenthal S, Kozareva Z, Stoyanov V, Ritter A, Wilson T. SemEval-2013 Task 2: Sentiment Analysis in Twitter. In: Second Joint Conference on Lexical and Computational Semantics (*SEM), Volume 2: Proceedings of the Seventh International Workshop on Semantic Evaluation (SemEval 2013) Atlanta, Georgia, USA: Association for Computational Linguistics; 2013. p. 312–320. <https://aclanthology.org/S13-2052>.
- [18] Shmueli B, Ray S, Ku LW. Happy Dance, Slow Clap: Using Reaction GIFs to Predict Induced Affect on Twitter. In: Proceedings of the 59th Annual Meeting of the Association for Computational Linguistics and the 11th International Joint Conference on Natural Language Processing (Volume 2: Short Papers) Online: Association for Computational Linguistics; 2021. p. 395–401. <https://aclanthology.org/2021.acl-short.50>.
- [19] Mohammad S, Bravo-Marquez F, Salameh M, Kiritchenko S. SemEval-2018 Task 1: Affect in Tweets. In: Proceedings of the 12th International Workshop on Semantic Evaluation New Orleans, Louisiana: Association for Computational Linguistics; 2018. p. 1–17. <https://aclanthology.org/S18-1001>.
- [20] Yilmaz SF, Kaynak EB, Koç A, Dibeklioğlu H, Kozat SS. Multi-Label Sentiment Analysis on 100 Languages With Dynamic Weighting for Label Imbalance. *IEEE Transactions on Neural Networks and Learning Systems* 2021;p. 1–13.
- [21] Alhuzali H, Ananiadou S. SpanEmo: Casting Multi-label Emotion Classification as Span-prediction. In: Proceedings of the 16th Conference of the European Chapter of the Association for Computational Linguistics: Main Volume Online: Association for Computational Linguistics; 2021. p. 1573–1584. <https://aclanthology.org/2021.eacl-main.135>.
- [22] Zhu Y, Wu O. Elementary discourse units with sparse attention for multi-label emotion classification. *Knowledge-Based Systems* 2022;240:108114. <https://www.sciencedirect.com/science/article/pii/S0950705121011710>.

- [23] He R, Ravula A, Kanagal B, Ainslie J. RealFormer: Transformer Likes Residual Attention. In: Findings of the Association for Computational Linguistics: ACL-IJCNLP 2021 Online: Association for Computational Linguistics; 2021. p. 929–943. <https://aclanthology.org/2021.findings-acl.81>.
- [24] Gunel B, Du J, Conneau A, Stoyanov V. Supervised contrastive learning for pre-trained language model fine-tuning. arXiv preprint arXiv:201101403 2020;.
- [25] Qin Y, Lin Y, Takanobu R, Liu Z, Li P, Ji H, et al. ERICA: Improving Entity and Relation Understanding for Pre-trained Language Models via Contrastive Learning. In: Proceedings of the 59th Annual Meeting of the Association for Computational Linguistics and the 11th International Joint Conference on Natural Language Processing (Volume 1: Long Papers) Online: Association for Computational Linguistics; 2021. p. 3350–3363. <https://aclanthology.org/2021.acl-long.260>.
- [26] Dao SD, Zhao E, Phung D, Cai J. Multi-label image classification with contrastive learning. arXiv preprint arXiv:210711626 2021;.
- [27] Małkiński M, Mańdziuk J. Multi-Label Contrastive Learning for Abstract Visual Reasoning. IEEE Transactions on Neural Networks and Learning Systems 2022;p. 1–13.
- [28] Zhang S, Xu R, Xiong C, Ramaiah C. Use All The Labels: A Hierarchical Multi-Label Contrastive Learning Framework. In: 2022 IEEE/CVF Conference on Computer Vision and Pattern Recognition (CVPR); 2022. p. 16639–16648.
- [29] Zhou Y, Kang X, Ren F. Employing Contrastive Strategies for Multi-label Textual Emotion Recognition. In: Shi Z, Zucker JD, An B, editors. Intelligent Information Processing XI Cham: Springer International Publishing; 2022. p. 299–310.
- [30] Su X, Wang R, Dai X. Contrastive Learning-Enhanced Nearest Neighbor Mechanism for Multi-Label Text Classification. In: Proceedings of the 60th Annual Meeting of the Association for Computational Linguistics (Volume 2: Short Papers) Dublin, Ireland: Association for Computational Linguistics; 2022. p. 672–679. <https://aclanthology.org/2022.acl-short.75>.
- [31] Bai J, Kong S, Gomes CP. Gaussian Mixture Variational Autoencoder with Contrastive Learning for Multi-Label Classification. In: International Conference on Machine Learning PMLR; 2022. p. 1383–1398.
- [32] Li J, Zhang Y, Wang Z, Tu K, Probabilistic Contrastive Learning for Domain Adaptation. arXiv; 2021. <https://arxiv.org/abs/2111.06021>.
- [33] Yeh CK, Wu WC, Ko WJ, Wang YCF. Learning deep latent space for multi-label classification. In: Thirty-first AAAI conference on artificial intelligence; 2017. .
- [34] He H, Xia R. Joint Binary Neural Network for Multi-label Learning with Applications to Emotion Classification. In: Zhang M, Ng V, Zhao D, Li S, Zan H, editors. Natural Language Processing and Chinese Computing Cham: Springer International Publishing; 2018. p. 250–259.
- [35] Yu J, Marujo L, Jiang J, Karuturi P, Brendel W. Improving Multi-label Emotion Classification via Sentiment Classification with Dual Attention Transfer Network. In: Proceedings of the 2018 Conference on Empirical Methods in Natural Language Processing Brussels, Belgium: Association for Computational Linguistics; 2018. p. 1097–1102. <https://aclanthology.org/D18-1137>.
- [36] Baziotis C, Nikolaos A, Chronopoulou A, Kolovou A, Paraskevopoulos G, Ellinas N, et al. NTUA-SLP at SemEval-2018 Task 1: Predicting Affective Content in Tweets with Deep Attentive RNNs and Transfer Learning. In: Proceedings of the 12th International Workshop on Semantic Evaluation New Orleans, Louisiana: Association for Computational Linguistics; 2018. p. 245–255. <https://aclanthology.org/S18-1037>.
- [37] Zhou D, Yang Y, He Y. Relevant Emotion Ranking from Text Constrained with Emotion Relationships. In: Proceedings of the 2018 Conference of the North American Chapter of the Association for Computational Linguistics: Human Language Technologies, Volume 1 (Long Papers) New Orleans, Louisiana: Association for Computational Linguistics; 2018. p. 561–571. <https://aclanthology.org/N18-1052>.

- [38] Badaro G, El Jundi O, Khaddaj A, Maarouf A, Kain R, Hajj H, et al. EMA at SemEval-2018 Task 1: Emotion Mining for Arabic. In: Proceedings of the 12th International Workshop on Semantic Evaluation New Orleans, Louisiana: Association for Computational Linguistics; 2018. p. 236–244. <https://aclanthology.org/S18-1036>.
- [39] Mulki H, Bechikh Ali C, Haddad H, Babaoğlu I. Tw-StAR at SemEval-2018 Task 1: Preprocessing Impact on Multi-label Emotion Classification. In: Proceedings of the 12th International Workshop on Semantic Evaluation New Orleans, Louisiana: Association for Computational Linguistics; 2018. p. 167–171. <https://aclanthology.org/S18-1024>.
- [40] Alswaidan N, Menai MEB. Hybrid Feature Model for Emotion Recognition in Arabic Text. IEEE Access 2020;8:37843–37854.
- [41] González JÁ, Hurtado LF, Pla F. ELiRF-UPV at SemEval-2018 Tasks 1 and 3: Affect and Irony Detection in Tweets. In: Proceedings of the 12th International Workshop on Semantic Evaluation New Orleans, Louisiana: Association for Computational Linguistics; 2018. p. 565–569. <https://aclanthology.org/S18-1092>.
- [42] Wolf T, Debut L, Sanh V, Chaumond J, Delangue C, Moi A, et al. Transformers: State-of-the-Art Natural Language Processing. In: Proceedings of the 2020 Conference on Empirical Methods in Natural Language Processing: System Demonstrations Online: Association for Computational Linguistics; 2020. p. 38–45. <https://aclanthology.org/2020.emnlp-demos.6>.
- [43] Safaya A, Abdullatif M, Yuret D. KUISAIL at SemEval-2020 Task 12: BERT-CNN for Offensive Speech Identification in Social Media. In: Proceedings of the Fourteenth Workshop on Semantic Evaluation Barcelona (online): International Committee for Computational Linguistics; 2020. p. 2054–2059. <https://aclanthology.org/2020.semeval-1.271>.
- [44] Canete J, Chaperon G, Fuentes R, Ho JH, Kang H, Pérez J. Spanish pre-trained bert model and evaluation data. Pml4dc at iclr 2020;2020:1–10.