

# Bayesian Heuristics for Robust Spatial Perception

Aamir Hussain Chughtai, Muhammad Tahir and Momin Uppal

**Abstract**—Spatial perception is a key task in several robotics applications. In general, it involves the nonlinear estimation of hidden variables that represent the state of the robot/environment. However, in the presence of outliers the standard nonlinear least squared formulation results in poor estimates. Several methods have been considered in the literature to improve the reliability of the estimation process. Most methods are based on heuristics since guaranteed global robust estimation is not generally practical due to high computational costs. Recently general purpose robust estimation heuristics have been proposed that leverage existing non-minimal solvers available for the outlier-free formulations without the need for an initial guess. In this work, we propose two similar heuristics backed by Bayesian theory. We evaluate these heuristics in practical scenarios to demonstrate their merits in different applications including 3D point cloud registration, mesh registration and pose graph optimization.

## I. INTRODUCTION

Several robotics tasks depend on reliable spatial perception which involves the estimation of the unknown latent variable representing the state of the robot/environment. Examples of spatial perception include object detection and localization, motion estimation, Simultaneous Localization and Mapping (SLAM) [1]–[3] etc. The information for inference is available in form of noisy observations which can generally be represented as transformations of the variable given as

$$\mathbf{y}_i = \mathbf{h}_i(\mathbf{x}) + \boldsymbol{\epsilon}_i \quad (1)$$

where the  $i$ th measurement  $\mathbf{y}_i$  ( $i = 1, \dots, m$ ) is expressed as a known nonlinear function  $\mathbf{h}_i(\cdot)$  of the unknown variable of interest  $\mathbf{x}$  corrupted by random noise  $\boldsymbol{\epsilon}_i$ . Under the assumption that  $\boldsymbol{\epsilon}_i$ , described with zero-mean Gaussian noise statistics with the information matrix  $\boldsymbol{\Omega}_i$  (inverse of the covariance matrix), is uncorrelated across each measurement channel, the *maximum a posteriori* (MAP) estimate has the following equivalent least square formulation [3]

$$\underset{\mathbf{x} \in \mathcal{X}}{\operatorname{argmin}} \sum_{i=0}^m \|\mathbf{y}_i - \mathbf{h}_i(\mathbf{x})\|_{\boldsymbol{\Omega}_i}^2 = \underset{\mathbf{x} \in \mathcal{X}}{\operatorname{argmin}} \sum_{i=0}^m (r_i(\mathbf{y}_i, \mathbf{x}))^2 \quad (2)$$

where  $\mathcal{X}$  denotes the domain of  $\mathbf{x}$ , the notation  $\|e\|_{\boldsymbol{\Omega}}^2 = e^\top \boldsymbol{\Omega} e$  and the function  $r_i(\mathbf{y}_i, \mathbf{x})$  is the residual error for the  $i$ th measurement. In (2) the residual corresponding to  $i = 0$  incorporates the regularizing term considering a Gaussian prior for  $\mathbf{x}$ . It is well known that the cost function in (2) leads to brittle estimates in face of measurement outliers owing to unwanted over-fitting to the corrupted data. The observations

can be easily plagued with outliers in practice due to sensor failures, environmental factors, or due to erroneous data association by the preprocessing front-end algorithms [4]. This limits the reliability of perception-based tasks and is therefore a dynamic research area in robotics.

Owing to the underlying functional nonlinearities and nonconvexity of the domain, even solving (2) globally for common robotics applications can be challenging which does not induce any robustness to outliers. However, several estimators have been devised in this regard for various applications including point cloud registration, mesh registration, pose graph optimization [5]–[7] etc. These are commonly termed as *non-minimal* solvers which utilize all the measurements for estimation. On the other hand, *minimal* solvers use the smallest number of observations for estimation [8].

The problem of outlier-robust estimation becomes more complicated since the standard cost function (2) is inadequate for this purpose. The robotics community has adopted several approaches in this regard. Most of the methods are heuristics that offer efficient solutions mostly without guarantees [8]–[12]. Other specialized guaranteed approaches also exist that provide solutions with formal certificates. However, their practicality gets limited due to issues with scalability to large-scale problems as the underlying semidefinite programs (SDP) can have a very high computational budget [13], [14]. Naturally, efficient heuristics become the default choice to enable such applications. In the literature, hybrid approaches have also been advocated where the solutions obtained from heuristics are subsequently evaluated for optimality [15]. Since these hybrid approaches have been found to work effectively in practice, efficient heuristics are highly desired.

Different general purpose heuristics for robust spatial perception have been designed based on consensus maximization aiming to maximize observations within a predefined inlier threshold during estimation [4]. The famous random sample consensus (RANSAC) approach [9] is extensively employed relying on minimal solvers for operation. Realizing the fragility of RANSAC under a high outlier regime and its scalability issues, Adaptive Trimming (APAPT) has been proposed to address these limitations [10]. ADAPT adopts non-minimal solvers in its design.

Another popular approach is M-estimation [16] which relies on robust cost functions applied to the residuals for resilience against data corruption. Since these formulations are generally inefficient to solve globally [4], the recently introduced graduated non-convexity (GNC) approach proposes an efficient heuristic [8]. It replaces the underlying non-convex functions with surrogate functions for two common cost functions namely the Geman McClure (GM) and the

The authors are with Department of Electrical Engineering, Lahore University of Management Sciences, DHA Lahore Cantt., 54792, Lahore Pakistan. (email: aamir.chughtai@lums.edu.pk; tahir@lums.edu.pk; momin.uppal@lums.edu.pk)

truncated least square (TLS). Using the Black-Rangarajan duality it casts an equivalent formulation which is then iteratively solved using variable and weight update steps alternatively resulting in GNC-GM and GNC-TLS methods. These are general-purpose robust estimators that employ non-minimal solvers during the variable update step and require no initial guess for operation.

The relevant literature also indicates the use of Bayesian methods for outlier-robust estimation. In [17] a method to tune M-estimators is suggested. It aims to estimate the tuning parameters of the M-estimators within an Expectation Maximization (EM) framework. However, the overall scheme is complicated due to its reliance on adaptive importance sampling. Another Bayesian EM-based method is reported in [12] where the parameters of a general robust function are estimated along with the primary variable of interest. The method invokes iteratively reweighted least squares (IRLS) within its EM framework which adds an additional layer of approximation during inference since IRLS performance can be sensitive to initialization. Other Bayesian methods, reported in the filtering context, do not involve M-estimation for inference. Two such methods include the recursive outlier-robust (ROR) [18] and the selective observations rejecting (SOR) [19] method. We build on these two methods for the general nonlinear robust estimation problem with the following contributions.

- We modify ROR and SOR to enable invoking non-minimal estimators within their structure in contrast to existing Bayesian approaches. To this end, we consider point estimates for  $\mathbf{x}$  and use the EM framework. Since EM can be viewed as a special case of Variational Bayes the adaption is possible. The resulting approaches are similar to iterative GNC methods with alternating variable and weight update steps.
- Since the performances of ROR and SOR depend on their hyperparameters straightforward modification is not useful. Therefore, we propose the selection of their hyperparameters during iterations.
- We also evaluate the proposals in several experimental scenarios and benchmark them against the GNC methods which are the state-of-the-art general purpose heuristics for robust spatial perception.

The structure of the remaining paper is as follows. Section II provides details of the two Bayesian methods. In Section III we discuss the experimental results. Lastly, in IV concluding remarks along with some future directions are provided.

## II. BAYESIAN METHODS

### A. Background of Bayesian methods for robust estimation

Recently, ROR and SOR methods have been successfully applied for devising robust nonlinear filtering techniques with satisfactory performance results. In these methods, estimation of  $\mathbf{x}$  in (1) relies on modifying the measurement noise statistics. The choice is motivated by the inability of the nominal Gaussian noise to describe the data in face of outliers. Subsequently, the noise parameters are jointly estimated with

$\mathbf{x}$ . The Bayesian theory offers attractive inferential tools for estimating the state and parameters jointly enabling iterative solutions. We adapt these methods to the general nonlinear estimation context of (1) and (2) where non-minimal solvers for estimation are available for the outlier-free cases. The motivation for choosing these particular methods is twofold. First, the formulations of these filters lend their modification conveniently to the nonlinear problem at hand. Moreover, owing to the modeling simplicity, the choice of the hyperparameters for the noise statistics is intuitive for adaptation to our case.

### B. Expectation Maximization as a special case of Variational Bayes

We aim to use non-minimal solvers, which have been developed and tested for different applications, for solving (2). To that end, we need to cast the ROR and SOR algorithms in a way that existing solvers are invoked during inference. These Bayesian methods are devised using VB which leads to distributions for the estimates. From the Bayesian literature, we know that the EM method can be viewed as a special case of the VB algorithm considering point estimates, assuming delta function, for the variable in the maximization step of EM [20]. Also, the delta function can be viewed as the limiting case of the normal distribution with diminishing variance. The reader can refer to the Appendix for details. We use these observations in our modification of the ROR and SOR methods given as follows.

### C. The Modified ROR Method

We use the extended version of the ROR method as originally reported in Section 2.5 of [18] where conditionally independent measurements are considered. The ROR method, as originally reported, assumes  $\mathbf{y}_i$  (measurement from each channel) to be scalar but it can be a vector in general. Accordingly, the conditional likelihood to robustify (1) becomes

$$p(\mathbf{y}_i|\mathbf{x}) = \text{St}(\mathbf{y}_i|\mathbf{h}_i(\mathbf{x}), \mathbf{\Omega}_i^{-1}, \nu_i) \quad (3)$$

where  $\text{St}(\cdot)$  is the multivariate Student-t density function [18] and  $\nu_i$  is the parameter that controls the kurtosis (heavy-tailedness) of the Student-t distribution. We assume  $\nu_i = \nu \forall i$  and use  $w_i$  to weight the information matrix instead of  $\bar{\lambda}$  as in the original work to remain consistent with comparative works. Based on (3), the variables  $\mathbf{x}$  and  $w_i$  are estimated using the VB theory in an iterative fashion. The ROR method is presented as Algorithm 1. Note that in the ROR method reported here the weights have been normalized within unity to ensure no discrepancy with the prior weights.

*Choice of the hyperparameter  $\nu$ :* The choice of the hyperparameter  $\nu$  is important in the ROR method. The original text [18] proposes a constant value of  $\nu$  which works generally well for filtering problems due to the availability of the prior estimates of  $\mathbf{x}$ . However, for general estimation problems, especially without the availability of prior for  $\mathbf{x}$ , a careful selection of  $\nu$  is required. Based on the relationship of weights and  $\nu$ , we propose how  $\nu$  can be set during iterations.

---

**Algorithm 1:** The Modified ROR method

---

Initialize the iteration index  $l = 0, w^{(l)} = 1 \forall i$ ;  
**while** the convergence criterion has not met **do**  
   $l = l + 1$   
  Variable update:  
   $\mathbf{x}^{(l)} = \underset{\mathbf{x} \in \mathcal{X}}{\operatorname{argmin}} \sum_{i=0}^m w^{i(l-1)} (r_i(\mathbf{y}_i, \mathbf{x}))^2$   
  Residual update:  $\hat{r}_i^{2(l)} = (r_i(\mathbf{y}_i, \mathbf{x}^{(l)}))^2 \forall i > 0$   
  Hyperparameter update:  
   $\hat{r}_{\max}^{2(l)} = \max_i(\hat{r}_i^{2(l)})$  s.t.  $i > 0$   
   $\hat{r}_{\min}^{2(l)} = \min_i(\hat{r}_i^{2(l)})$  s.t.  $i > 0$   
   $\nu^{(l)} = \operatorname{mean}(\hat{r}_{\max}^{2(l)}, \hat{r}_{\min}^{2(l)})$   
   $\nu^{(l)} = \max(\nu^{(l)}, \alpha)$   
  Weight update:  $w^{i(l)} = \frac{1}{1 + (\hat{r}_i^{2(l)} / \nu^{(l)})} \forall i > 0$   
**end**  
 $\mathbf{x} = \mathbf{x}^{(l)}$

---

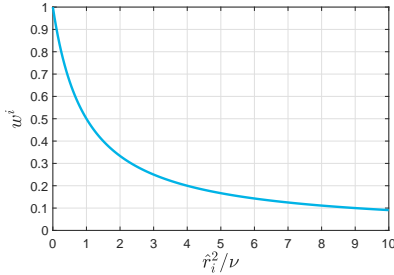


Fig. 1:  $w_i$  vs  $\hat{r}_i^2 / \nu$  in ROR.

Fig. 1 depict how weights change against  $\hat{r}_i^2 / \nu$ . The choice of  $\nu$  is done such that weights assigned to residuals span the maximum portion of the zero to one range. In other words, the largest residuals need to be pruned with the smallest weights in the weighted least squared cost function and vice versa. In particular, for  $\hat{r}_i^2 = \hat{r}_{\max}^2$  with  $w_i \rightarrow 0$  leads to  $\nu \rightarrow 0$  ( $\nu = \frac{\hat{r}_i^2}{1/w_i - 1}$ ). Practically,  $\nu \ll \hat{r}_{\max}^2$ . Similarly for the other extreme  $\hat{r}_i^2 = \hat{r}_{\min}^2$  with  $w_i \rightarrow 1$  leads to  $\nu \rightarrow \infty$ . Practically,  $\nu \gg \hat{r}_{\min}^2$ . To cater for both extremes we propose  $\nu = \operatorname{mean}(\hat{r}_{\max}^2, \hat{r}_{\min}^2)$ . Also,  $\nu$  is lower bounded by  $\alpha$  to ensure residuals within a minimum threshold are not neglected during estimation. The notion of  $\alpha$  is similar to  $\bar{c}^2$  as in [8] which is set as the maximum error expected for the inliers.

#### D. The Modified SOR Method

The SOR method, as originally reported [19], assumes  $\mathbf{y}_i$  to be scalar but it can be a vector in general. In the original work, an indicator vector  $\mathcal{I} \in \mathbb{R}^m$  with Bernoulli elements is introduced to describe outliers in the measurements. In particular,  $\mathcal{I}_i = \epsilon$  indicates the occurrence of an outlier in the  $i$ th dimension and  $\mathcal{I}_i = 1$  is reserved for the no outlier case. Accordingly, the conditional likelihood to robustify (1) becomes

$$p(\mathbf{y}_i | \mathbf{x}, \mathcal{I}_i) = \mathcal{N}(\mathbf{y}_i | \mathbf{h}_i(\mathbf{x}), (\mathcal{I}_i \mathbf{\Omega}_i)^{-1}) \quad (4)$$

where  $\mathcal{N}(\cdot)$  is the multivariate Gaussian density function [19]. Based on (4), the variables  $\mathbf{x}$  and the parameters of  $\mathcal{I}_i$  ( $w_i = \operatorname{Pr}(\mathcal{I}_i = 1)$ ) are estimated using the VB theory in an iterative fashion. Since the hyperparameter  $\epsilon$  is assumed to be a small positive number we denote it as  $\epsilon = \exp(-\gamma^2)$ . The SOR method is presented as Algorithm 2. Note that  $\theta_k^i$

---

**Algorithm 2:** The Modified SOR method

---

Initialize the iteration index  $l = 0, w^{(l)} = 1 \forall i$ ;  
**while** the convergence criterion has not met **do**  
   $l = l + 1$   
  Variable update:  
   $\mathbf{x}^{(l)} = \underset{\mathbf{x} \in \mathcal{X}}{\operatorname{argmin}} \sum_{i=0}^m w^{i(l-1)} (r_i(\mathbf{y}_i, \mathbf{x}))^2$   
  Residual update:  $\hat{r}_i^{2(l)} = (r_i(\mathbf{y}_i, \mathbf{x}^{(l)}))^2 \forall i$   
  Hyperparameter update:  
   $\gamma^{2(l)} = \sum_i w^{i(l-1)} \hat{r}_i^{2(l)} / \sum_i w^{i(l-1)}$   
   $\gamma^{2(l)} = \max(\gamma^{2(l)}, \beta)$   
  Weight update:  $w^{i(l)} = \frac{1}{1 + \exp(0.5(\hat{r}_i^{2(l)} - \gamma^{2(l)}))}$   
   $\forall i > 0$   
**end**  
 $\mathbf{x} = \mathbf{x}^{(l)}$

---

is assumed to have a neutral value of 0.5 as specified in the original text. Besides as  $\epsilon \approx 0$  we ignore  $1 - \epsilon$  in the exponent for simplicity and assume  $\langle \mathcal{I}_i \rangle_{q(\mathcal{I}_i)} = w_i$  since  $\epsilon$  has a negligible effect in these calculations.

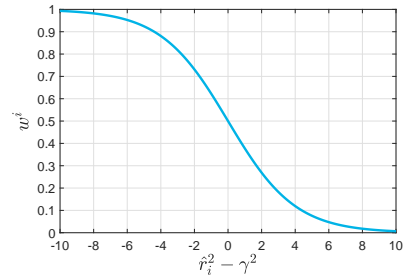


Fig. 2:  $w_i$  vs  $\hat{r}_i^2 - \gamma^2$  in SOR.

*Choice of the hyperparameter  $\gamma$ :* Setting the hyperparameter  $\gamma$  properly is important for the performance of the SOR method. Fig. 2 depicts how  $w_i$  changes with  $\hat{r}_i^2 - \gamma^2$ . We propose to select  $\gamma$  as the effective mean of residuals:  $\sum_i w^i \hat{r}_i^2 / \sum_i w^i$  (including  $i = 0$ ). With such an intuitive choice, the probability of declaring an outlier in the  $i$ th dimension is 0.5 when  $\hat{r}_i^2$  equals the effective mean of residuals. The residuals greater than  $\gamma$  become the candidates for downweighing and vice versa during an iteration. Lastly,  $\gamma^2$  is lower bounded by  $\beta$  to ensure residuals within a minimum threshold are not neglected during estimation.

Note that we are working with squared residuals normalized using the inliers information matrix assumed to be known apriori.

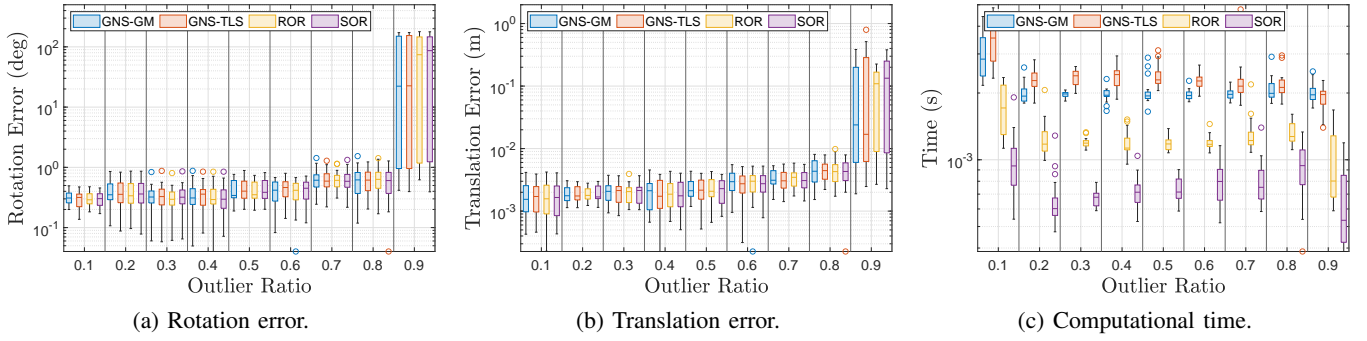


Fig. 3: Performance of robust estimators for 3D point cloud registration considering the *Bunny* dataset [21].

### Remarks

It is interesting to note that the variable update step both in ROR and SOR is the same as GNC reflecting their ability to employ non-minimal solvers during inference. We propose using the change in  $\sum_i w^i \hat{r}_i^2$  during consecutive iterations as the standard convergence criterion. The parameters  $\alpha$  and  $\beta$  can easily be set in a way so that weights for residuals greater than  $\bar{c}^2$  are assigned much smaller values e.g.  $\alpha = \beta = \bar{c}^2/2$ . However, we have obtained acceptable results even by simply setting  $\alpha$  and  $\beta$  as  $\bar{c}^2$  during experiments for different applications under various scenarios. Another criterion:  $\max_i (w^i \hat{r}_i^2) < \bar{c}^2$  can also be used which obviates the use of  $\alpha$  and  $\beta$  but can result in deteriorated performance. We lastly remark that in ROR and SOR an exception to break the iterations can be added for seamless operation when the sum of the weights gets close to zero which we experienced in certain applications with very high ratios of outliers.

## III. EXPERIMENTS

We evaluate the performance of ROR and SOR for different spatial perception applications including 3D point cloud registration (code: MATLAB), mesh registration (code: MATLAB), and pose graph optimization (PGO) (code: C++) on an Intel i7-8550U processor-based computer and consider SI units. We consider GNC-GM and GNC-TLS as the benchmark methods which have shown good results in these applications outperforming methods including the classical RANSAC and recently introduced ADAPT. The results are reported considering  $\alpha = \beta = \bar{c}^2$  with  $\bar{c}^2$  set as specified in the original work [8] and using normalized incremental change of  $10^{-5}$  in  $\sum_i w^i \hat{r}_i^2$  during consecutive iterations as the convergence criterion for GNC-TLS, ROR and SOR. For GNC-GM the convergence criterion remains the same as originally reported.

### A. 3D Point Cloud Registration

In 3D point cloud registration, we assume that a set of 3D points  $\mathbf{p}_i \in \mathbb{R}^3, i = 1, \dots, m$  undergo a transformation, with rotation  $\mathbf{R} \in \text{SO}(3)$  and translation  $\mathbf{t} \in \mathbb{R}^3$ , resulting in another set of 3D points  $\mathbf{q}_i \in \mathbb{R}^3, i = 1, \dots, m$ . The putative correspondences  $(\mathbf{p}_i, \mathbf{q}_i)$  can be potentially infested with outliers. Fig. 4 depicts how the *Bunny* point cloud from the

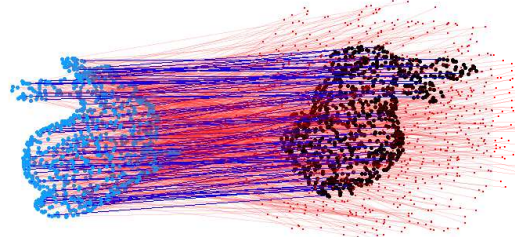


Fig. 4: Point clouds with correspondences in 3D point cloud registration for the *Bunny* dataset [21].

Stanford repository [21] undergoes a random transformation in a point cloud registration setup (blue lines: inliers, red lines: outliers). The objective is to estimate  $\mathbf{R}$  and  $\mathbf{t}$  that best aligns the two point clouds by minimizing the effect of outliers. The problem can be cast in form of (2) where the  $i$ th residual is the Euclidean distance between  $\mathbf{q}_i$  and  $\mathbf{R}\mathbf{p}_i + \mathbf{t}$ . We resort to the renowned Horn's method as the non-minimal solver for this case which provides closed form estimates in the outlier-free case [5].

Using ROR and SOR we robustify Horn's method and report the results for the *Bunny* dataset. We downsample the point cloud to  $m = 100$  points and restrict it within a  $[-0.5, 0.5]^3$  box before applying a random rotation  $\mathbf{R} \in \text{SO}(3)$  and a random translation  $\mathbf{t}$  ( $\|\mathbf{t}\|_2 \leq 3$ ). The inliers of the transformed points are corrupted with independent noise samples drawn from  $\mathcal{N}(0, 0.01^2)$  whereas the outliers are randomly generated being contained within a sphere of diameter  $\sqrt{3}$ . 20 Monte Carlo (MC) runs are used to capture the error statistics for up to 90% outlier contamination ratio.

Figs. 3 showcase the performance results in comparison to the GNC methods. The rotation and translational error statistics as depicted in Figs. 3a-3b are very similar in all the cases with errors generally increasing for all the methods at large outlier ratios. In terms of computational complexity, the gains of the Bayesian heuristics can be observed for this case in Fig. 3c which is a key evaluation parameter for runtime performance. SOR exhibits much faster comparative behavior followed by ROR for the entire range of outlier ratios. We observed similar performance of the methods for other values of  $m$  (upto maximum number of available points) and other nominal noise variances with the errors of

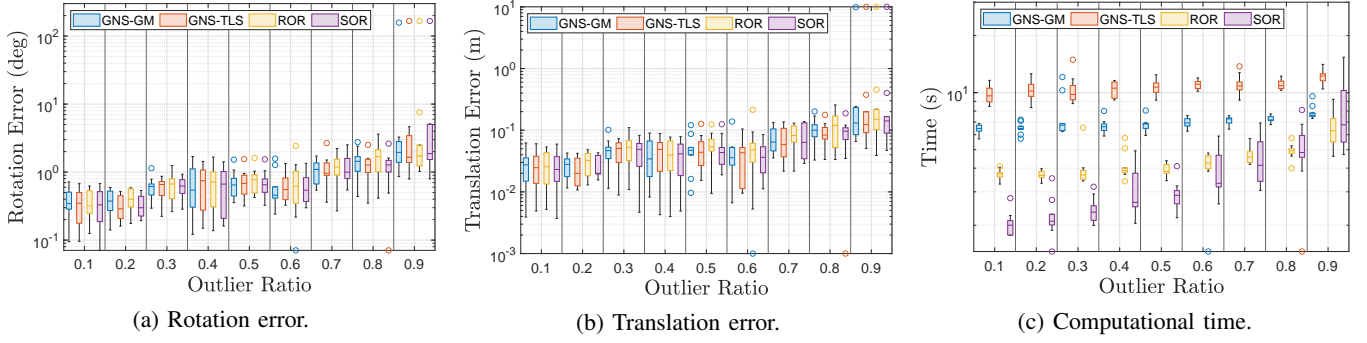


Fig. 5: Performance of robust estimators for mesh registration considering the *motorbike* model [22].

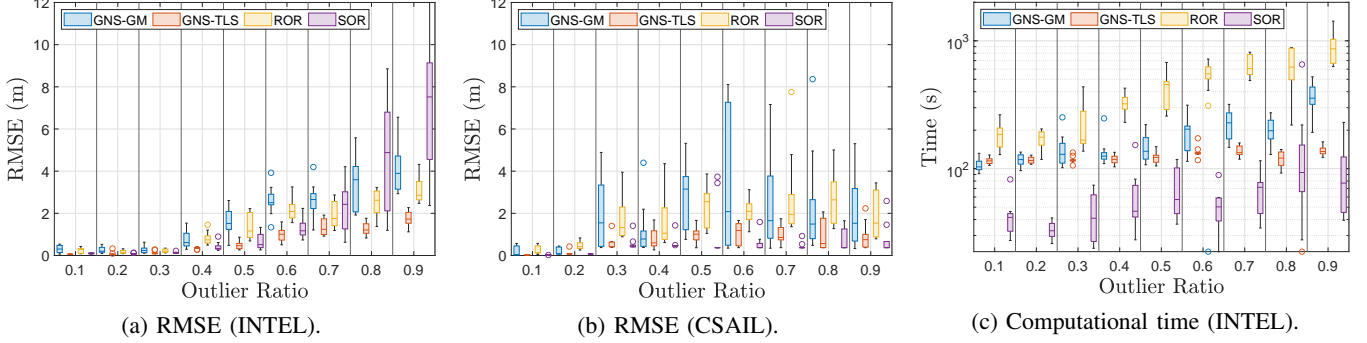


Fig. 6: Performance of robust estimators for pose graph optimization considering Intel and CSAIL datasets.

GNC-TLS and SOR generally being the lowest.

Other specialized solvers like TEASER [23] also exist for point cloud registration problems which are certifiably robust and can sustain higher outlier contamination better. However, it has scalability issues thanks to the involvement of sluggish semidefinite programming (SDP) based solution for rotation estimation. An improved version of TEASER namely TEASER++ [15] was recently introduced that leverages the heuristic, GNC-TLS, in its inferential pipeline for rotation estimation while still certifying the estimates. Owing to the well-devised estimation pipeline, GNC-TLS has to deal with a smaller percentage of outliers making TEASER++ faster and improving its practicality. Since the error performance of the Bayesian heuristics is similar to the GNC methods and these are generally found to be faster in various scenarios of the point cloud registration problem this indicates their utility as standalone estimators. Moreover, these can potentially be useful in other inferential pipelines like TEASER++ (while enjoying certifiable performance) but need a thorough evaluation.

### B. Mesh registration

In the mesh registration problem, the points  $p_i$  from the a point cloud are transformed to general 3D primitives  $q_i$  including points, lines, and/or planes. Fig. 7 shows the result of a random transformation of a point cloud to the *motorbike* mesh model from the PASCAL dataset [22] (blue lines: inliers, red lines: outliers). The aim is to estimate the  $R$  and  $t$  by minimizing the squared sum of residuals which represent the corresponding distances. We resort to [6]

as the basic non-minimal solver which has been proposed to find the globally optimal solution for the outlier-free case. Using the ROR and SOR heuristics we robustify the




Fig. 7: Mesh and point cloud with correspondences in mesh registration for the *motorbike* mesh model [22]

solver and report the results for the *motorbike* mesh model. To create point cloud we randomly sample points on the vertices, edges and faces of the mesh model, and then apply a random transformation ( $R \in SO(3)$ ,  $t$  ( $\|t\|_2 \leq 5$ )) and subsequently add independent noise samples from  $\mathcal{N}(0, 0.01^2)$ . Considering 100 point-to-point, 80 point-to-line and 80 point-to-plane correspondences, we create outliers by random erroneous correspondences. For this case also, 10 MC runs are carried out to generate the error statistics for up to 90% outlier contamination ratio. Fig. 5 depicts the corresponding results. We see a similar trend as for the point cloud registration case. In particular, the performance in terms of errors is similar for all the algorithms. However, the Bayesian heuristics exhibit a general computational advantage, except at very high outlier ratios where the performance becomes comparable. The Bayesian heuristics generally have similar runtimes with SOR having a general advantage. We observed

similar performance of the methods for other combinations of correspondences and other nominal noise variances in this case also.

During experiments of point cloud and mesh registration, we have noticed that ROR and SOR generally get computationally more advantageous, with estimation quality remaining similar, when the outliers become larger in comparison to the nominal noise samples.

### C. Pose graph optimization

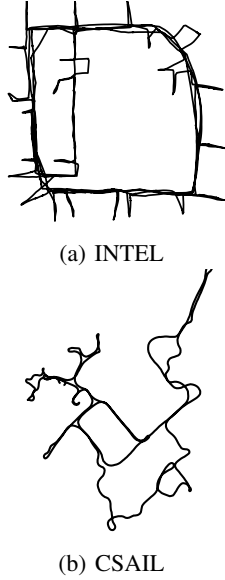


Fig. 8: Ground truth paths of datasets considered in pose graph optimization.

PGO is typically employed for several problems arising in robotic and computer vision applications like SLAM and structure from motion (SfM) [24]. The objective is to estimate a set of poses  $(\mathbf{t}_i, \mathbf{R}_i), i = 1, \dots, m$  using pairwise relative measurements  $(\tilde{\mathbf{t}}_{ij}, \tilde{\mathbf{R}}_{ij})$ . Relative observations can result in consecutive pose constraints (e.g. from odometry measurements) or non-successive pose constraints (e.g. from scan matching) also known as loop closures. The residual error for this case is given as

$$r(\mathbf{R}_i, \mathbf{t}_i) = \sqrt{\kappa_{ij} \|\mathbf{R}_j - \mathbf{R}_i \tilde{\mathbf{R}}_{ij}\|_F^2 + \tau_{ij} \|t_j - t_i - \mathbf{R}_i \tilde{\mathbf{t}}_{ij}\|_2^2}$$

where  $\kappa_{ij}$  and  $\tau_{ij}$  encode the measurement noise statistics and  $\|\cdot\|_F$  denotes the Frobenius norm. We resort to SE-Sync [7] as the non-minimal solver for this case and use the Python binding of C++ open-sourced by the authors. Adopting the same experimentation setup of GNC we randomly corrupt loop closures and retain odometry observations. For benchmarking we consider 2D datasets including INTEL and CSAIL which are available openly (path ground truth plotted in Fig. 8). Since simulations take much more time as compared to the previous case we carry out 10 MC runs to obtain the error statistics. Fig. 6a showcases the root mean squared (RMSE) of the trajectory considering the INTEL dataset. The Bayesian heuristics in this case

exhibit comparative performance to the GNC methods. At very higher outlier rates, the SOR has slightly compromised performance. In Fig. 6b the RMSE for the CSAIL dataset are depicted. In this case, SOR and GNC-TLS outperform other methods. SOR has the smallest runtime but ROR is the slowest for both cases. Fig. 6c depicts the computational runtime statistics for the INTEL dataset. CSAIL has similar computational time statistics with SOR being relatively much faster as compared to other methods.

Lastly, we also evaluated the Bayesian heuristics using  $\max_i(w^i \hat{r}_i^2) < \bar{c}^2$  as the stopping criteria which resulted in much faster performance but with slightly degraded error performance in the considered scenarios of the spatial perception applications.

## IV. CONCLUSIONS AND FUTURE DIRECTIONS

In this work, we have proposed modifications of ROR and SOR heuristics for general purpose nonlinear estimation for spatial perception problems enabling them to invoke existing non-minimal solvers. Evaluations in several experiments demonstrate their merits as compared to similar general-purpose GNC heuristics. In particular, in the 3D point cloud and mesh registration problem ROR and SOR have similar estimation errors over a wide range of outlier ratios. However, Bayesian heuristics have a general advantage in computational terms. For the PGO setups, we generally find Bayesian methods to compete with GNC in estimation quality. ROR and SOR are found to be the least and most computationally efficient for this case. Using another suggested criteria can lead to improvement in computational terms at expense of estimation quality. We believe that the work can be further extended in different directions by aiming to devise the heuristics without knowledge of nominal noise statistics. Moreover, the hyperparameters may also be learned within the existing framework. Lastly, these methods can also be tested within hybrid approaches where the estimates can get certified.

## APPENDIX

### Deriving ROR and SOR from the EM Algorithm

Considering the delta function for the VB marginal distribution of  $\mathbf{x}$  for the iterations i.e.  $q^{(l)}(\mathbf{x}) = \delta(\mathbf{x} - \mathbf{x}^{(l)})$ , we can arrive at the EM method. The maximization (M) and the expectation (E) steps of the EM are as follows.

M-Step:

$$\mathbf{x}^{(l)} = \operatorname{argmax}_{\mathbf{x} \in \mathcal{X}} \langle \ln p(\mathbf{x}, \mathbf{w} | \mathbf{y}) \rangle_{q^{(l-1)}(\mathbf{w})}$$

E-Step:

$$q^{(l)}(\mathbf{w}) = p(\mathbf{w} | \mathbf{y}, \mathbf{x}^{(l)}) \propto \exp \langle \ln p(\mathbf{x}, \mathbf{w} | \mathbf{y}) \rangle_{q^{(l)}(\mathbf{x})}$$

It can easily be recognized that in the M-Step the exponent terms of the normal distributions of  $\mathbf{x}$  in the VB-based ROR and SOR method are maximized. This leads to the same variable update step in the ROR and SOR methods. Similarly, the E-Step leads to the weights update steps. In particular, since only the point estimates of  $\mathbf{x}$  are involved, the expectations of residuals with respect to  $\mathbf{x}$  can be replaced by the residuals evaluated at the point estimates.



## REFERENCES

- [1] B. Drost, M. Ulrich, N. Navab, and S. Ilic, "Model globally, match locally: Efficient and robust 3D object recognition," in *2010 IEEE Computer Society Conference on Computer Vision and Pattern Recognition*, 2010, pp. 998–1005.
- [2] D. Scaramuzza and F. Fraundorfer, "Visual odometry [tutorial]," *IEEE Robotics and Automation Magazine*, vol. 18, no. 4, pp. 80–92, 2011.
- [3] C. Cadena, L. Carlone, H. Carrillo, Y. Latif, D. Scaramuzza, J. Neira, I. Reid, and J. J. Leonard, "Past, present, and future of simultaneous localization and mapping: Toward the robust-perception age," *IEEE Transactions on Robotics*, vol. 32, no. 6, pp. 1309–1332, 2016.
- [4] P. Antonante, V. Tzoumas, H. Yang, and L. Carlone, "Outlier-robust estimation: Hardness, minimally tuned algorithms, and applications," *IEEE Transactions on Robotics*, vol. 38, no. 1, pp. 281–301, 2022.
- [5] B. K. Horn, "Closed-form solution of absolute orientation using unit quaternions," *Josa a*, vol. 4, no. 4, pp. 629–642, 1987.
- [6] J. Briales and J. Gonzalez-Jimenez, "Convex global 3D registration with Lagrangian duality," in *2017 IEEE Conference on Computer Vision and Pattern Recognition (CVPR)*, 2017, pp. 5612–5621.
- [7] D. M. Rosen, L. Carlone, A. S. Bandeira, and J. J. Leonard, "Se-sync: A certifiably correct algorithm for synchronization over the special euclidean group," *The International Journal of Robotics Research*, vol. 38, no. 2-3, pp. 95–125, 2019.
- [8] H. Yang, P. Antonante, V. Tzoumas, and L. Carlone, "Graduated non-convexity for robust spatial perception: From non-minimal solvers to global outlier rejection," *IEEE Robotics and Automation Letters*, vol. 5, no. 2, pp. 1127–1134, 2020.
- [9] M. A. Fischler and R. C. Bolles, "Random sample consensus: a paradigm for model fitting with applications to image analysis and automated cartography," *Communications of the ACM*, vol. 24, no. 6, pp. 381–395, 1981.
- [10] V. Tzoumas, P. Antonante, and L. Carlone, "Outlier-robust spatial perception: Hardness, general-purpose algorithms, and guarantees," in *2019 IEEE/RSJ International Conference on Intelligent Robots and Systems (IROS)*, 2019, pp. 5383–5390.
- [11] J. L. Schonberger and J.-M. Frahm, "Structure-from-motion revisited," in *Proceedings of the IEEE Conference on Computer Vision and Pattern Recognition (CVPR)*, June 2016.
- [12] N. Chebrolu, T. Lbe, O. Vysotska, J. Behley, and C. Stachniss, "Adaptive robust kernels for non-linear least squares problems," *IEEE Robotics and Automation Letters*, vol. 6, no. 2, pp. 2240–2247, 2021.
- [13] P.-Y. Lajoie, S. Hu, G. Beltrame, and L. Carlone, "Modeling perceptual aliasing in slam via discretecontinuous graphical models," *IEEE Robotics and Automation Letters*, vol. 4, no. 2, pp. 1232–1239, 2019.
- [14] L. Carlone and G. C. Calafiore, "Convex relaxations for pose graph optimization with outliers," *IEEE Robotics and Automation Letters*, vol. 3, no. 2, pp. 1160–1167, 2018.
- [15] H. Yang, J. Shi, and L. Carlone, "TEASER: Fast and certifiable point cloud registration," *IEEE Transactions on Robotics*, vol. 37, no. 2, pp. 314–333, 2021.
- [16] E. M. Ronchetti and P. J. Huber, *Robust statistics*. John Wiley & Sons, 2009.
- [17] G. Agamennoni, P. Furgale, and R. Siegwart, "Self-tuning m-estimators," in *2015 IEEE International Conference on Robotics and Automation (ICRA)*, 2015, pp. 4628–4635.
- [18] R. Pich, S. Srkk, and J. Hartikainen, "Recursive outlier-robust filtering and smoothing for nonlinear systems using the multivariate Student-t distribution," in *2012 IEEE International Workshop on Machine Learning for Signal Processing*, 2012, pp. 1–6.
- [19] A. H. Chughtai, M. Tahir, and M. Uppal, "Outlier-robust filtering for nonlinear systems with selective observations rejection," *IEEE Sensors Journal*, vol. 22, no. 7, pp. 6887–6897, 2022.
- [20] V. Smidl and A. Quinn, *The variational Bayes method in signal processing*. Springer Science & Business Media, 2006.
- [21] B. Curless and M. Levoy, "A volumetric method for building complex models from range images," in *Proceedings of the 23rd annual conference on Computer graphics and interactive techniques*, 1996, pp. 303–312.
- [22] Y. Xiang, R. Mottaghi, and S. Savarese, "Beyond PASCAL: A benchmark for 3D object detection in the wild," in *IEEE Winter Conference on Applications of Computer Vision*, 2014, pp. 75–82.
- [23] H. Yang and L. Carlone, "A polynomial-time solution for robust registration with extreme outlier rates," *Robotics: Science and Systems*, 2019.
- [24] F. Bai, T. Vidal-Calleja, and G. Grisetti, "Sparse pose graph optimization in cycle space," *IEEE Transactions on Robotics*, vol. 37, no. 5, pp. 1381–1400, 2021.