

# Learning Combinatorial Structures via Markov Random Fields with Sampling through Lovász Local Lemma

Nan Jiang<sup>\*1</sup>, Yi Gu<sup>\*2</sup>, Yexiang Xue<sup>1</sup>

<sup>1</sup> Department of Computer Science, Purdue University, USA

<sup>2</sup> Department of Mathematics, Northwestern University, USA  
{jiang631, yexiang}@purdue.edu, Yi.Gu@u.northwestern.edu

## Abstract

Generative models for learning combinatorial structures have transformative impacts in many applications. However, existing approaches fail to offer efficient and accurate learning results. Because the learning objective is subject to combinatorial constraints, the gradient estimation of the objective is highly intractable. Existing gradient estimation methods would easily run into exponential time/memory space, or incur huge estimation errors due to improper approximation. For this, we develop **NEural Lovász Sampler (NELSON)**, a neural network based on Lovász Local Lemma (LLL). We show it guarantees to generate samples satisfying combinatorial constraints from the distribution of the constrained Markov Random Fields model (MRF) under certain conditions. We further present a fully differentiable contrastive-divergence-based learning framework on constrained MRF (NELSON-CD). Meanwhile, NELSON-CD being fully differentiable allows us to take advantage of the parallel computing power of GPUs, resulting in great efficiency. Experimental results on three real-world combinatorial problems reveal that NELSON learns to generate 100% valid structures. In comparison, baselines either time out on large-size data sets or fail to generate valid structures, whereas NELSON scales much better with problem size. In addition, NELSON outperforms baselines in various learning metrics, such as log-likelihood and MAP scores.

## 1 Introduction

Recent decades have witnessed tremendous progress in generative modeling (Hinton 2002; Wainwright and Jordan 2006; Larochelle and Murray 2011; Kingma and Welling 2014; Goodfellow et al. 2014; Germain et al. 2015; Song and Ermon 2019). Learning a generative model involves increasing the divergence between likelihood scores. The divergence is measured by the difference between the structures in the training set and those structures sampled from the current generative model distribution.

Current generative models’ performance is mainly highlighted in *un-structured* domains such as vision or speech but falls short to handle *combinatorial structures* such as routes or graphs (Bengio, Lodi, and Prouvost 2021). To ensure the validness of output structures, generative models of-

ten come with constraints. However, the constraints would significantly complexify the space of valid structures as well as the model’s distribution. Searching for a valid combinatorial structure has been proven to be NP-hard, and sampling valid structures from the constrained model is at least as hard as NP-complete (Jerrum, Valiant, and Vazirani 1986).

The existing sampling-based approaches, like XOR-CD (Ding et al. 2021) and WAPS (Gupta et al. 2019), can draw from the exact distribution but will be extremely slow for large-scale problems. Other approaches may quickly generate samples but output biased samples, including Gibbs sampler (Carter and Kohn 1994), QuickSampler (Dutra et al. 2018) and Adaptive MCMC (Jaini, Nielsen, and Welling 2021). To conclude, previous methods either sample with too much time and resource cost, or sample with left-to-be-desired accuracy.

One potential approach to tackle this intractable sampling problem originates from the famous Lovász Local Lemma (LLL). LLL ensures the existence of valid instances with no “bad” events occurring, as long as these events are “mostly” independent from one another and are not very likely to happen individually (Erdős and Lovász 1973). Recently, Moser and Tardos (2010) proposed a seminal and impactful work that gives an algorithmic version of LLL. More remarkably, Guo, Jerrum, and Liu (2019) proved that the algorithmic-LLL is an unbiased sampler for the distribution defined on valid instances if those bad events satisfy the so-called “extreme” condition. Since the occurrence of a bad event is equivalent to the violation of a constraint, we can use the algorithmic-LLL to sample valid structures, forging the possibility of solving previously intractable problems. This line of research demonstrates the potential of LLL in learning combinatorial structured problems. Nevertheless, it is unclear how to embed LLL-based samplers into learning, and no empirical studies have been performed to evaluate the performance under the constrained generative models.

Motivated by the context above, we managed to address the intractable learning problem by studying a specific type of generative model, *i.e.*, Markov random fields (MRF). We develop **NEural Lovász Sampler (NELSON)**, which reformulates the LLL-based sampler into a neural network, allowing us to draw samples in parallel on GPUs. We prove that NELSON guarantees to draw from the exact distribution of constrained MRF in a single variable form if constraints

<sup>\*</sup>These authors contributed equally.

are so-called “extremal”. We further propose a fully differentiable contrastive-divergence (CD) based learning framework (*i.e.*, NELSON-CD), for learning combinatorial structures. The framework can be easily implemented using popular tools like PyTorch, extending our capability of harnessing the computing power of GPUs. Supported by the LLL-based sampler and our neural formulation, the time for drawing samples from constrained MRF is greatly reduced. Ultimately, we get an unbiased estimation of MRF’s gradient.

We experiment with NELSON-CD on learning preferences towards (i) random  $K$ -satisfiability solutions (ii) sink-free orientations of un-directed graphs and (iii) vehicle delivery routes, against a series of baselines. In all applications included in this paper, (i) NELSON has the fastest training time due to seamless integration into the learning framework (in Tables 1(a), 3(a)). (ii) NELSON only generates valid samples while 100% following the exact distribution of MRF model (in Tables 1(b), 3(b)). This facilitates effective contrastive divergence learning. The baselines either cannot satisfy constraints or time out (in Table 2(a,b), 3(c,d), 1(c)).

Finally, our contributions can be summarized as follows:

- We propose an efficient learning framework based on contrastive divergence to generate valid combinatorial structures, driven by sampling through Lovász Local Lemma.
- Our LLL-based sampler (*i.e.*, NELSON) is implemented as a fully differentiable neural network, allowing efficient drawing samples with constraint satisfaction in parallel and end-to-end training on GPUs. We offer a mathematically sound proof of the sample distribution and the expected running time involving NELSON algorithm.
- Experimental results on three combinatorial tasks reveal the effectiveness of NELSON in (i) learning models with a high likelihood (ii) generating samples satisfying 100% of constraints and (iii) operating with high efficiency.<sup>1</sup>

## 2 Preliminaries

**Markov Random Fields (MRF)** represent a Boltzmann distribution of the discrete variables  $X = \{X_i\}_{i=1}^n$  over a Boolean hypercube  $\mathcal{X} = \{0, 1\}^n$ . For  $x \in \mathcal{X}$ , we have:

$$P_\theta(X = x) = \frac{\exp(\phi_\theta(x))}{Z(\theta)} = \frac{\exp\left(\sum_{j=1}^m \phi_{\theta,j}(x_j)\right)}{Z(\theta)} \quad (1)$$

Here,  $Z(\theta) = \sum_{x' \in \mathcal{X}} \exp(\phi_\theta(x'))$  is the partition function that normalizes the total probability to 1.  $\phi_\theta(x) = \sum_{j=1}^m \phi_{\theta,j}(x_j)$ . Each  $\phi_{\theta,j}$  is a *factor potential*, which maps a value assignment over a subset of variables  $X_j \subseteq X$  to a real number. We use upper case letters, such as  $X_j$  to represent (a set of) random variables, and use lower case letters, such as  $x_j$ , to represent its value assignment. We also use  $\text{var}(\phi_{\theta,j})$  to represent the domain of  $\phi_{\theta,j}$ , *i.e.*,  $\text{var}(\phi_{\theta,j}) = X_j$ .  $\theta$  are the parameters to learn.

**Constrained MRF** is the MRF model subject to a set of hard constraints  $\mathcal{C} = \{c_j\}_{j=1}^L$ . Here, each constraint  $c_k$  limits the value assignments of a subset of variables  $\text{var}(c_k) \subseteq$

$X$ . We write  $c_j(x) = 1$  if the assignment  $x$  satisfies the constraint  $c_j$  and 0 otherwise. Note that  $x$  is an assignment to all random variables, but  $c_j$  only depends on variables  $\text{var}(c_j)$ . We denote  $C(x) = \prod_{j=1}^L c_j(x)$  as the indicator function. Clearly,  $C(x) = 1$  if all constraints are satisfied and 0 otherwise. The constrained MRF is:

$$P_\theta(X = x|\mathcal{C}) = \frac{\exp(\phi_\theta(x)) C(x)}{Z_\mathcal{C}(\theta)}, \quad (2)$$

where  $Z_\mathcal{C}(\theta) = \sum_{x' \in \mathcal{X}} \exp(\phi_\theta(x')) C(x')$ .

**Learn Constrained MRF** Given a data set  $\mathcal{D} = \{x^k\}_{k=1}^N$ , where each  $x^k$  is a valid assignment that satisfies all constraints, learning can be achieved via maximal likelihood estimation. In other words, we find the optimal parameters  $\theta^*$  by minimizing the negative log-likelihood  $\ell_\mathcal{C}(\theta)$ :

$$\begin{aligned} \ell_\mathcal{C}(\theta) &= -\frac{1}{N} \sum_{k=1}^N \log P_\theta(x^k|\mathcal{C}) \\ &= -\frac{1}{N} \sum_{k=1}^N \phi_\theta(x^k) + \log Z_\mathcal{C}(\theta). \end{aligned} \quad (3)$$

The parameters  $\theta$  can be trained using gradient descent:  $\theta^{t+1} = \theta^t - \eta \nabla \ell_\mathcal{C}(\theta)$ , where  $\eta$  is the learning rate. Let  $\nabla \ell_\mathcal{C}(\theta)$  denotes the gradient of the objective  $\ell_\mathcal{C}(\theta)$ , that is calculated as:

$$\begin{aligned} \nabla \ell_\mathcal{C}(\theta) &= -\frac{1}{N} \sum_{k=1}^N \nabla \phi_\theta(x^k) + \nabla \log Z_\mathcal{C}(\theta) \\ &= -\mathbb{E}_{x \sim \mathcal{D}} (\nabla \phi_\theta(x)) + \mathbb{E}_{\tilde{x} \sim P_\theta(x|\mathcal{C})} (\nabla \phi_\theta(\tilde{x})). \end{aligned} \quad (4)$$

The first term is the expectation over all data in training set  $\mathcal{D}$ . During training, this is approximated using a mini-batch of data randomly drawn from the training set  $\mathcal{D}$ . The second term is the expectation over the current model distribution  $P_\theta(X = x|\mathcal{C})$  (detailed in Appendix C.2). Because learning is achieved following the directions given by the divergence of two expectations, this type of learning is commonly known as contrastive divergence (CD) (Hinton 2002). Estimating the second expectation is the bottleneck of training because it is computationally intractable to sample from this distribution subject to combinatorial constraints. Our approach, NELSON, leverages the sampling through Lovász Local Lemma to approximate the second term.

**Factor Potential in Single Variable Form** Our method requires each factor potential  $\phi_{\theta,j}(x_j)$  in Eq. (1) to involve only one variable. This is NOT an issue as *all constrained MRF models can be re-written in single variable form* by introducing additional variables and constraints. Our transformation follows the idea in Sang, Beame, and Kautz (2005). We illustrate the idea by transforming one-factor potential  $\phi_{\theta,j}(x_j)$  into the single variable form. First, notice all functions over a Boolean hypercube  $\{0, 1\}^n$ , including  $\phi_{\theta,j}(x_j)$ , have a (unique) discrete Fourier expansion:

$$\phi_{\theta,j}(x_j) = \sum_{S \in [\text{var}(\phi_{\theta,j})]} \hat{\phi}_{\theta,j,S} \chi_S(x). \quad (5)$$

<sup>1</sup>code summary: <https://github.com/jiangnanhugo/nelson-cd>

Here  $\chi_S(x) = \prod_{X_i \in S} X_i$  is the basis function and  $\hat{\phi}_{\theta,j,S}$  are Fourier coefficients.  $[\text{var}(\phi_{\theta,j})]$  denotes the power set of  $\text{var}(\phi_{\theta,j})$ . For example, if  $\text{var}(\phi_{\theta,j}) = \{X_1, X_2\}$ , then  $[\text{var}(\phi_{\theta,j})] = \{\emptyset, \{X_1\}, \{X_2\}, \{X_1, X_2\}\}$ . See Mansour (1994) for details of Fourier transformation. To transform  $\phi_{\theta,j}(x_j)$  into single variable form, we introduce a new Boolean variable  $\hat{\chi}_S$  for every  $\chi_S(x)$ . Because  $\hat{\chi}_S$  and all  $X_i$ 's are Boolean, we can use combinatorial constraints to guarantee  $\hat{\chi}_S = \prod_{X_i \in S} X_i$ . These constraints are incorporated into  $\mathcal{C}$ . Afterward,  $\phi_{\theta,j}(x_j)$  is represented as the sum of several single-variable factors. Notice this transformation is only possible when the MRF is subject to constraints. We offer a detailed example in Appendix C.1 for further explanation. Equipped with this transformation, we assume all  $\phi_{\theta,j}(x_j)$  are single variable factors for the rest of the paper.

**Extreme Condition** The set of constraints  $\mathcal{C}$  is called “extremal” if no variable assignment violates two constraints sharing variables, according to Guo, Jerrum, and Liu (2019),

**Condition 1.** A set of constraints  $\mathcal{C}$  is called extremal if and only if for each pair of constraints  $c_i, c_j \in \mathcal{C}$ , (i) either their domain variables do not intersect, i.e.,  $\text{var}(c_i) \cap \text{var}(c_j) = \emptyset$ . (ii) or for all  $x \in \mathcal{X}$ ,  $c_i(x) = 1$  or  $c_j(x) = 1$ .

### 3 Sampling Through Lovász Local Lemma

Lovász Local Lemma (LLL) (Erdős and Lovász 1973) is a fundamental method in combinatorics to show the existence of a valid instance that avoids all the bad events, if the occurrences of these events are “mostly” independent and are not very likely to happen individually. Since the occurrence of a bad event is equivalent to the violation of a constraint, we can use the LLL-based sampler to sample from the space of constrained MRFs. To illustrate the idea of LLL-based sampling, we assume the constrained MRF model is given in the single variable form (as discussed in the previous section):

$$P_\theta(X = x|\mathcal{C}) = \frac{\exp(\sum_{i=1}^n \theta_i x_i) C(x)}{Z_C(\theta)}, \quad (6)$$

where  $Z_C(\theta) = \sum_{x' \in \mathcal{X}} \exp(\sum_{i=1}^n \theta_i x'_i) C(x')$ .

As shown in Algorithm 1, the LLL-based sampler (Guo, Jerrum, and Liu 2019) takes the random variables  $X = \{X_i\}_{i=1}^n$ , the parameters of constrained MRF  $\theta$ , and constraints  $\mathcal{C} = \{c_j\}_{j=1}^L$  that satisfy Condition 1 as the inputs. In Line 1 of Algorithm 1, the sampler gives an initial random assignment of each variable following its marginal probability:  $x_i \sim \frac{\exp(\theta_i x_i)}{\sum_{x_i \in \{0,1\}} \exp(\theta_i x_i)}$ , for  $1 \leq i \leq n$ .

Here we mean that  $x_i$  is chosen with probability mass  $\frac{\exp(\theta_i x_i)}{\sum_{x_i \in \{0,1\}} \exp(\theta_i x_i)}$ . Line 2 of Algorithm 1 checks if the current assignment satisfies all constraints in  $\mathcal{C}$ . If so, the algorithm terminates. Otherwise, the algorithm finds the set of violated constraints  $S = \{c_j | c_j(x) = 0, c_j \in \mathcal{C}\}$  and re-samples related variables  $X_k \in \text{var}(S)$  using the same marginal probability, i.e.,  $x_k \sim \frac{\exp(\theta_k x_k)}{\sum_{x_k \in \{0,1\}} \exp(\theta_k x_k)}$ . Here  $\text{var}(S) = \cup_{c_j \in S} \text{var}(c_j)$ . The algorithm repeatedly samples all those random variables violating constraints until all the constraints are satisfied.

---

#### Algorithm 1: Sampling Through Lovász Local Lemma.

---

**Input:** Random variables  $X = \{X_i\}_{i=1}^n$ ; Constraints  $\mathcal{C} = \{c_j\}_{j=1}^L$ ; Parameters of the constrained MRF  $\theta$ .

- 1:  $x_i \sim \frac{\exp(\theta_i x_i)}{\sum_{x_i \in \{0,1\}} \exp(\theta_i x_i)}$ , for  $1 \leq i \leq n$ .  $\triangleright$  initialize
  - 2: **while**  $C(x) = 0$  **do**
  - 3: Find all violated constraints  $S \subseteq \mathcal{C}$  in  $x$ .
  - 4:  $x_k \sim \frac{\exp(\theta_k x_k)}{\sum_{x_k \in \{0,1\}} \exp(\theta_k x_k)}$ , for  $x_k \in \text{var}(S)$ .  $\triangleright$  resample
- return** A valid sample  $x$  drawn from  $P_\theta(X = x|\mathcal{C})$ .
- 

Under Condition 1, Algorithm 1 guarantees each sample is from the constrained MRFs’ distribution  $P_\theta(X = x|\mathcal{C})$  (in Theorem 1). In Appendix A, we present the detailed proof and clarify the difference to the original descriptive proof (Guo, Jerrum, and Liu 2019).

**Theorem 1** (Probability Distribution). *Given random variables  $X = \{X_i\}_{i=1}^n$ , constraints  $\mathcal{C} = \{c_j\}_{j=1}^L$  that satisfy Condition 1, and the parameters of the constrained MRF in the single variable form  $\theta$ . Upon termination, Algorithm 1 outputs an assignment  $x$  randomly drawn from the constrained MRF distribution:  $x \sim P_\theta(X = x|\mathcal{C})$ .*

*Sketch of Proof.* We first show that in the last round, the probability of obtaining two possible assignments conditioning on all previous rounds in Algorithm 1 has the same ratio as the probability of those two assignments under distribution  $P_\theta(X = x|\mathcal{C})$ . Then we show when the algorithm ends, the set of all possible outputs by NELSON is equal to the domain of non-zero probabilities of  $P_\theta(X = x|\mathcal{C})$ . Thus we conclude the execution of Algorithm 1 produces a sample from  $P_\theta(X = x|\mathcal{C})$  because of the identical domain and the match of probability ratios of any two assignments.  $\square$

The expected running time of Algorithm 1 is determined by the number of rounds of re-sampling. In the uniform case that  $\theta_1 = \dots = \theta_n$ , the running time is linear in the size of the constraints  $\mathcal{O}(L)$ . The running time for the weighted case has a closed form. We leave the detail in Appendix B.

## 4 Neural Lovász Sampler

We first present the proposed Neural Lovász Sampler that implements the LLL-based sampler as a neural network, allowing us to draw multiple samples in parallel on GPUs. We then demonstrate how NELSON is embedded in CD-based learning for constrained MRFs.

### 4.1 NELSON: Neural Lovász Sampler

**Represent Constraints as CNF** NELSON obtains samples from the constrained MRF model in single variable form (Eq. 6). To simplify notations, we denote  $P_\theta(X_i = x_i) = \frac{\exp(\theta_i x_i)}{\sum_{x_i \in \{0,1\}} \exp(\theta_i x_i)}$ . Since our constrained MRF model is defined on the Boolean hyper-cube  $\{0, 1\}^n$ , we assume all constraints  $\{c_j\}_{j=1}^L$  are given in the Conjunctive Normal Form (CNF). Note that all propositional logic can be reformulated in CNF format with at most a polynomial-size increase. A formula represented in CNF is a conjunction ( $\wedge$ ) of clauses.

A clause is a disjunction ( $\vee$ ) of literals, and a literal is either a variable or its negation ( $\neg$ ). Mathematically, we use  $c_j$  to denote a clause and use  $l_{j,k}$  to denote a literal. In this case, a CNF formula would be:

$$c_1 \wedge \dots \wedge c_L, \quad \text{where } c_j = l_{j,1} \vee \dots \vee l_{j,K} \quad (7)$$

A clause is true if and only if at least one of the literals in the clause is true. The whole CNF is true if all clauses are true.

We transform each step of Algorithm 1 into arithmetic operations, hence encoding it as a multi-layer neural network. To do that, we first need to define a few notations:

- Vector of assignment  $x^t = (x_1^t, \dots, x_n^t)$ , where  $x_i^t$  is the assignment of variable  $X_i$  in the  $t$ -th round of Algorithm 1.  $x_i^t = 1$  denotes variable  $X_i$  takes value 1 (or true).
- Vector of marginal probabilities  $P = (P_1, \dots, P_n)$ , where  $P_i$  is the probability of variable  $X_i$  taking value 0 (false):  $P_i = P_\theta(X_i = 0) = \exp(0)/(\exp(0) + \exp(\theta_i))$ .
- Tensor  $W \in \{-1, 0, 1\}^{L \times K \times n}$  and matrix  $b \in \{0, 1\}^{L \times n}$ , that are used for checking constraint satisfaction:

$$W_{jki} = \begin{cases} 1 & \text{if } k\text{-th literal of clause } c_j \text{ is } X_i, \\ -1 & \text{if } k\text{-th literal of clause } c_j \text{ is } \neg X_i, \\ 0 & \text{otherwise.} \end{cases} \quad (8)$$

$$b_{jk} = \begin{cases} 1 & \text{if } k\text{-th literal of clause } c_j \text{ is negated,} \\ 0 & \text{otherwise.} \end{cases} \quad (9)$$

- Matrix  $V \in \{0, 1\}^{L \times n}$ , denoting the mapping from clauses to variables in the CNF form for constraints  $\mathcal{C}$ :

$$V_{ji} = \begin{cases} 1 & \text{if clause } c_j \text{ contains a literal involving } X_i \\ 0 & \text{otherwise.} \end{cases} \quad (10)$$

- Vector of resampling indicators  $A^t$ , where  $A_i^t = 1$  indicates variable  $X_i$  needs to be resampled at round  $t$ .

Given these defined variables, we represent each step of Algorithm 1 using arithmetic operations as follows:

**Initialization** To complete line 1 of Algorithm 1, given the marginal probability vector  $P$ , the first step is sampling an initial assignment of  $X$ ,  $x^1 = (x_1^1, \dots, x_n^1)$ . It is accomplished by: for  $1 \leq i \leq n$ ,

$$x_i^1 = \begin{cases} 1 & \text{if } u_i > P_i, \\ 0 & \text{otherwise.} \end{cases} \quad (11)$$

Here  $u_i$  is sampled from the uniform distribution in  $[0, 1]$ .

**Check Constraint Satisfaction** To complete line 2 of Algorithm 1, given an assignment  $x^t$  at round  $t \geq 1$ , tensor  $W$  and matrix  $b$ , we compute  $Z^t$  as follows:

$$Z^t = W \otimes x^t + b, \quad (12)$$

where  $\otimes$  represents a special multiplication between tensor and vector:  $(W \otimes x)_{j,k} = \sum_{i=1}^n W_{jki} x_i^t$ . Note that  $Z_{j,k}^t = 1$  indicates the  $k$ -th literal of  $j$ -th clause is true (takes value 1). Hence, we compute  $S_j^t$  as:

$$S_j^t = 1 - \max_{1 \leq k \leq K} Z_{j,k}^t, \quad \text{for } 1 \leq j \leq L. \quad (13)$$

Here  $S_j^t = 1$  indicates  $x^t$  violates  $j$ -th clause. We can check  $\sum_{j=1}^L S_j^t \neq 0$  to see if any clause is violated, which corresponds to  $C(x) = 0$  and is the continuation criteria of the while loop.

**Extract Variables in Violated Clauses** To complete line 3 of Algorithm 1, we extract all the variables that require resampling based on vector  $S^t$  computed from the last step. The vector of resampling indicator  $A^t$  can be computed as:

$$A_i^t = 1 \left( \sum_{j=1}^L S_j^t V_{ji} \geq 1 \right), \quad \text{for } 1 \leq i \leq n \quad (14)$$

where  $\sum_{j=1}^L S_j^t V_{ji} \geq 1$  implies  $X_i$  requires resampling.

**Resample** To complete line 4 of Algorithm 1, given the marginal probability vector  $P$ , resample indicator vector  $A^t$  and assignment  $x^t$ , we draw a new random sample  $x^{t+1}$ . This can be done using this update rule: for  $1 \leq i \leq n$ ,

$$x_i^{t+1} = \begin{cases} (1 - A_i^t)x_i^t + A_i^t & \text{if } u_i > P_i, \\ (1 - A_i^t)x_i^t & \text{otherwise.} \end{cases} \quad (15)$$

Again,  $u_i$  is drawn from the uniform distribution in  $[0, 1]$ . Drawing multiple assignments in parallel is attained by extending  $x^t$  with a new dimension (See implementation in Appendix D.1). Example 1 show the detailed steps of NELSON (See more examples in Appendix D).

**Example 1.** Assume we have random variables  $X_1, X_2, X_3$  with  $n = 3$ , Constraints  $\mathcal{C} = (X_1 \vee X_2) \wedge (\neg X_1 \vee X_3)$  in the CNF form with  $L = 2, K = 2$ . Tensor  $W$  is:

$$W = \begin{bmatrix} w_{11}=[w_{111}, w_{112}, w_{113}], & w_{12}=[w_{121}, w_{122}, w_{123}] \\ w_{21}=[w_{211}, w_{212}, w_{213}], & w_{22}=[w_{221}, w_{222}, w_{223}] \end{bmatrix},$$

$$w_{11} = [1, 0, 0], w_{12} = [0, 1, 0], w_{21} = [-1, 0, 0], w_{22} = [0, 0, 1].$$

Note that  $w_{111} = 1$  means  $X_1$  is the 1st literal in the 1st clause and  $w_{211} = -1$  means  $\neg X_1$  is the 1st literal in the 2nd clause. Matrix  $b$  and the mapping matrix  $V$  are:

$$b = \begin{bmatrix} 0 & 0 \\ 1 & 0 \end{bmatrix}, \quad V = \begin{bmatrix} 1 & 1 & 0 \\ 1 & 0 & 1 \end{bmatrix},$$

$b_{21} = 1$  indicates the 1st literal in the 2nd clause is negated. For the mapping matrix,  $V_{11} = V_{12} = 1$  implies the 1st clause contains  $X_1$  and  $X_2$ . For  $t = 1$ , suppose we have an initialized assignment  $x^1 = [0 \ 0 \ 1]^\top$ , meaning  $X_1 = X_2 = 0, X_3 = 1$ . The intermediate results of  $Z^1, S^1, A^1$  become:

$$Z^1 = \begin{bmatrix} 0 & 0 \\ 1 & 1 \end{bmatrix}, \quad S^1 = \begin{bmatrix} 1 \\ 0 \end{bmatrix}, \quad A^1 = \begin{bmatrix} 1 \\ 0 \end{bmatrix},$$

where  $S_1^1 = 1$  implies the 1st clause is violated.  $A_1^1 = A_2^1 = 1$  denotes variables  $X_1, X_2$  require resampling.

## 4.2 Contrastive Divergence-based Learning

The whole learning procedure is shown in Algorithm 2. At every learning iteration, we call NELSON to draw assignments  $\{\tilde{x}^j\}_{j=1}^m$  from constrained MRF's distribution  $P_\theta(X|\mathcal{C})$ . Then we pick  $m$  data points at random from the training set  $\{x^j\}_{j=1}^m \sim \mathcal{D}$ . The divergence  $g^t$  in line 5 of Algorithm 2 is an estimation of  $\nabla \ell_{\mathcal{C}}(\theta)$  in Eq. (4). Afterward, the MRFs' parameters are updated, according to line 6 of Algorithm 2. After  $T_{\max}$  learning iterations, the algorithm outputs the constrained MRF model with parameters  $\theta^{T_{\max}}$ .

---

**Algorithm 2: Learn Constrained MRFs via NELSON-CD.**

---

**Input:** Dataset  $\mathcal{D}$ ; Constraints  $\mathcal{C}$ ; #Samples  $m$ ; Learning Iterations  $T_{\max}$ ; Constrained MRFs' parameters  $\theta$ .

- 1:  $\text{NELSON}(W, b, V) \leftarrow \text{build}(X, \mathcal{C})$ .  $\triangleright$  in Sec. 4
- 2: **for**  $t = 1$  **to**  $T_{\max}$  **do**
- 3:    $\{x^j\}_{j=1}^m \sim \mathcal{D}$ .  $\triangleright$  from data
- 4:    $\{\tilde{x}^j\}_{j=1}^m \leftarrow \text{NELSON}(\theta^t, m)$ .  $\triangleright$  from model
- 5:    $g^t \leftarrow \frac{1}{m} \sum_{j=1}^m \nabla \phi(x^j) - \nabla \phi(\tilde{x}^j)$   $\triangleright$  divergence
- 6:    $\theta^{t+1} \leftarrow \theta^t - \eta g^t$ .  $\triangleright$  update parameters

**return** The converged MRF model  $\theta^{T_{\max}}$ .

---

## 5 Related Work

Recent works on learning combinatorial-structured problems are mainly based on neural network (Selsam et al. 2019; Duan et al. 2022; Li, Chen, and Koltun 2018). Supervised learning is used to discover better heuristics for finding solutions (Yolcu and Póczos 2019; Chen and Tian 2019). Reinforcement learning (Karalias and Loukas 2020; Bengio, Lodi, and Prouvost 2021), as well as approaches integrating search with neural nets (Mandi et al. 2020), are found to be effective in solving combinatorial optimization problems.

Regarding probabilistic inference, there is a rich line of research on MCMC-type sampling (Neal 1993; Dagum and Chavez 1993; Ge, Xu, and Ghahramani 2018) and various versions of belief propagation (Murphy, Weiss, and Jordan 1999; Ihler, Fisher III, and Willsky 2005; Coja-Oghlan, Müller, and Ravelomanana 2020; Ding and Xue 2020). SampleSearch (Gogate and Dechter 2011) integrates importance sampling with constraint-driven search. Hashing-based Probabilistic inference has probabilistic guarantees for marginal queries and sampling via querying optimization oracles subject to XOR constraints (Gomes, Sabharwal, and Selman 2006; Ermon et al. 2013b; Achlioptas and Theodoropoulos 2017; Chakraborty, Meel, and Vardi 2013).

## 6 Experiments

We show the efficiency of the proposed NELSON on learning MRFs defined on the solutions of three combinatorial problems. Over all the tasks, we demonstrate that NELSON outperforms baselines on learning performance, i.e., generating structures with high likelihoods and MAP@10 scores (Table 2(a,b), 3(c,d), 1(c)). NELSON also generates samples which 100% satisfy constraints (Tables 1(b), 3(b)). Finally, NELSON is the most efficient sampler. Baselines either time out or cannot generate valid structures (Tables 1(a), 3(a)).

### 6.1 Experimental Settings

**Baselines** We compare NELSON with other contrastive divergence learning algorithms equipped with other sampling approaches. In terms of baseline samplers, we consider:

- Gibbs sampler (Carter and Kohn 1994), which is a special case of MCMC that is widely used in training MRF models.
- Weighted SAT samplers, including WAPS (Gupta et al. 2019), WeightGen (Chakraborty et al. 2014) and XOR sampler (Ermon et al. 2013a; Ding and Xue 2021).

- Uniform SAT samplers, including CMSGen (Golia et al. 2021), QuickSampler (Dutra et al. 2018), UniGen (Soos, Gocht, and Meel 2020) and KUS (Sharma et al. 2018). Notice these samplers cannot sample SAT solutions from a non-uniform distribution. We include them in the learning experiments as a comparison, and exclude them in the weighted sampling experiment (in Fig. 2).

**Metrics** In terms of evaluation metrics, we consider:

- Training time per iteration, which computes the average time for every learning method to finish one iteration.
- Validness, that is the percentage of generated solutions that satisfy the given constraints  $\mathcal{C}$ .
- Mean Averaged Precision (MAP@10), which is the percentage that the solutions in the training set  $\mathcal{D}$  reside among the top-10 *w.r.t.* likelihood score. The higher the MAP@10 scores, the better the model generates structures closely resembling those in the training set.
- log-likelihood of the solutions in the training set  $\mathcal{D}$  (in Eq. 3). The model that attains the highest log-likelihood learns the closest distribution to the training set.
- Approximation error of  $\nabla \log Z_{\mathcal{C}}(\theta)$ , which is the  $L_1$  distance between the exact value  $\nabla \log Z_{\mathcal{C}}(\theta)$  and the approximated value given by the sampler.

See Appendix D for detailed settings of baselines and evaluation metrics, as well as the following task definition, dataset construction, and potential function definition.

### 6.2 Random $K$ -SAT Solutions with Preference

**Task Definition & Dataset** This task is to learn to generate solutions to a  $K$ -SAT problem. We are given a training set  $\mathcal{D}$  containing solutions to a corresponding CNF formula  $c_1 \wedge \dots \wedge c_L$ . Note that not all solutions are equally likely to be presented in  $\mathcal{D}$ . The *learning* task is to maximize the log-likelihood of the assignments seen in the training set  $\mathcal{D}$ . Once learning is completed, the *inference* task is to generate valid solutions that closely resemble those in  $\mathcal{D}$  (Dodaro and Previti 2019). To generate the training set  $\mathcal{D}$ , we use CNFGen (Lauria et al. 2017) to generate the random  $K$ -SAT problem and use Glucose4 solver to generate random valid solutions (Ignatiev, Morgado, and Marques-Silva 2018).

**Sampler's Efficiency and Accuracy** Table 1 shows the proposed NELSON is an efficient sampler that generates valid assignments, in terms of the training time for learning constrained MRF, approximation error for the gradient and validness of the generated assignments. In Table 1(a), NELSON takes much less time for sampling against all the samplers and can train the model with the dataset of problem size 1000 within an hour. In Table 1(b), NELSON always generates valid samples. QuickSampler and Gibbs methods' performance decrease when the problem size becomes larger. In Table 1(c), NELSON, XOR and WAPS are the three algorithms that can effectively estimate the gradient while the other algorithms incur huge estimation errors. Also, the other two methods are much slower than NELSON.

**Learning Quality** Table 2 demonstrates NELSON-CD learns a more accurate constrained MRF model by measur-

Table 1: Sampling efficiency and accuracy for learning  $K$ -SAT solutions with preferences. The proposed NELSON is the most efficient (see “Training Time Per Epoch”) and always generates valid assignments (see “Validity”) with a small approximation error (see “Approximation Error of Gradient”) against all baselines. T.O. means time out.

Problem size	(a) Training time per iteration (Mins) ( $\downarrow$ )								
	NELSON	XOR	WAPS	WeightGen	CMSGen	KUS	QuickSampler	Unigen	Gibbs
10	<b>0.13</b>	26.30	1.75	0.64	0.22	0.72	0.40	0.66	0.86
20	<b>0.15</b>	134.50	3.04	T.O.	0.26	0.90	0.30	2.12	1.72
30	<b>0.19</b>	1102.95	6.62	T.O.	0.28	2.24	0.32	4.72	2.77
40	<b>0.23</b>	T.O.	33.70	T.O.	0.31	19.77	0.39	9.38	3.93
50	<b>0.24</b>	T.O.	909.18	T.O.	0.33	1532.22	0.37	13.29	5.27
500	<b>5.99</b>	T.O.	T.O.	T.O.	34.17	T.O.	T.O.	T.O.	221.83
1000	<b>34.01</b>	T.O.	T.O.	T.O.	177.39	T.O.	T.O.	T.O.	854.59
(b) Validity of generated solutions (%) ( $\uparrow$ )									
10 – 50	<b>100</b>	<b>100</b>	<b>100</b>	<b>100</b>	<b>100</b>	<b>100</b>	82.65	<b>100</b>	90.58
500	<b>100</b>	T.O.	T.O.	T.O.	<b>100</b>	T.O.	7.42	<b>100</b>	54.27
1000	<b>100</b>	T.O.	T.O.	T.O.	<b>100</b>	T.O.	0.00	<b>100</b>	33.91
(c) Approximation error of $\nabla \log Z_C(\theta)$ ( $\downarrow$ )									
10	<b>0.10</b>	0.21	0.12	3.58	3.96	4.08	3.93	4.16	0.69
12	<b>0.14</b>	0.19	0.16	5.58	5.50	5.49	5.55	5.48	0.75
14	<b>0.15</b>	0.25	0.19	T.O.	6.55	6.24	7.79	6.34	1.30
16	0.16	0.25	<b>0.15</b>	T.O.	9.08	9.05	9.35	9.03	1.67
18	<b>0.18</b>	0.30	0.23	T.O.	10.44	10.30	11.73	10.20	1.90

Table 2: The quality of learning outcomes for learning random  $K$ -SAT solutions with preferences. NELSON achieves the best likelihood and MAP@10 scores. T.O. is time out.

Problem size	(a) log-likelihood ( $\uparrow$ )			
	NELSON	Gibbs	CMSGen	Quicksampler WeightGen,KUS XOR, WAPS
100	-49.16	- <b>36.36</b>	-60.12	T.O.
300	- <b>52.61</b>	-53.11	-128.39	
500	- <b>196.47</b>	-197.21	-272.49	
700	- <b>238.60</b>	-238.75	-389.44	
1000	- <b>294.22</b>	-296.33	-532.85	
(b) MAP@10 (%) ( $\uparrow$ )				
100	82.13	83.32	<b>86.34</b>	T.O.
300	<b>66.37</b>	64.42	64.50	
500	<b>90.03</b>	73.14	70.67	
700	<b>69.74</b>	<b>69.74</b>	48.10	
1000	<b>91.70</b>	77.56	78.72	

ing the log-likelihood and MAP@10 scores. Note that baselines including Quicksampler, Weightgen, KUS, XOR and WAPS timed out for the problem sizes we considered. Compared with the remaining baselines, NELSON attains the best log-likelihood and MAP@10 metric.

**Ablation Study** We also evaluated the samplers’ efficiency in isolation (not embedded in learning). The sampling cases we considered are uniform and weighted (mainly following the experiment setting in Chakraborty and Meel (2019)). In weighted sampling, the weights are specified by fixed values to the single factors in Eq. (6). In the uniform sampling case in Fig. 1, NELSON and Quicksampler require much less time to draw samples compared to other approaches. However, the solutions generated by Quicksampler rarely satisfy constraints. In the weighted sampling case

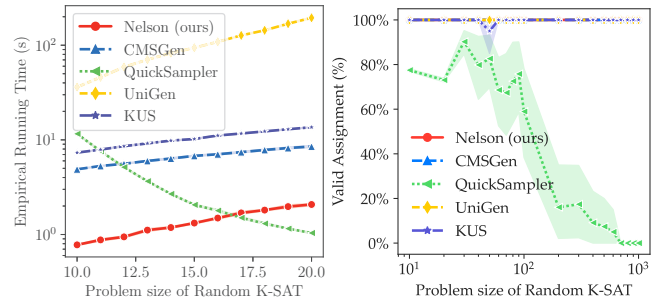


Figure 1: Empirical running time and the percentage of valid structures sampled uniformly at random from solutions of  $K$ -SAT problems. NELSON always generate valid solutions and is the most efficient sampler.

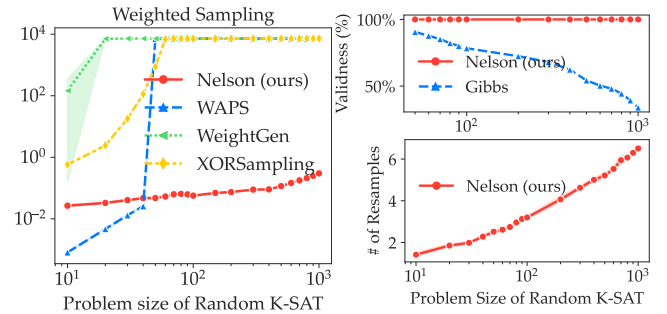


Figure 2: Running time, the percentage of valid solutions generated, and rounds of resampling for weighted sample generation of  $K$ -SAT solutions. NELSON scales the best among all approaches and always generates valid solutions.

Table 3: Sample efficiency and learning performance of the sink-free orientation task. NELSON is the most efficient (see Training Time Per Epoch) and always generates valid assignments (see Validness), has the smallest error approximating gradients, and has the best learning performance (see MAP@10) among all baselines.

Problem size	(a) Training Time Per Epoch (Mins) ( $\downarrow$ )		
	NELSON	Gibbs	CMSGen
10	<b>0.53</b>	9.85	0.69
20	<b>0.53</b>	80.12	1.93
30	<b>0.72</b>	256.38	3.65
40	<b>0.93</b>	777.01	5.99
50	<b>1.17</b>	T.O.	9.08
(b) Validness of Orientations (%) ( $\uparrow$ )			
7	<b>100</b>	50.16	<b>100</b>
8	<b>100</b>	64.63	<b>100</b>
9	<b>100</b>	47.20	<b>100</b>
10	<b>100</b>	62.60	<b>100</b>
11	<b>100</b>	84.95	<b>100</b>
(c) Approximation Error of $\nabla \log Z_C(\theta)$ ( $\downarrow$ )			
5	<b>0.01</b>	0.09	0.21
7	<b>0.05</b>	0.08	2.37
9	<b>0.03</b>	0.11	2.37
11	<b>0.04</b>	0.17	8.62
13	<b>0.05</b>	0.28	11.27
(d) MAP@10 (%) ( $\uparrow$ )			
10	61.14	60.01	<b>64.56</b>
20	<b>55.26</b>	55.20	47.79
30	<b>100.00</b>	96.29	<b>100.00</b>
40	<b>40.01</b>	39.88	38.90
50	<b>46.12</b>	T.O.	42.11

in Fig. 2, NELSON scales better than all the competing samplers as the sizes of the  $K$ -SAT problems increase.

### 6.3 Sink-Free Orientation in Undirected Graphs

**Task Definition & Dataset** A *sink-free* orientation of an undirected graph is a choice of orientation for each arc such that every vertex has at least one outgoing arc (Cohn, Pemantle, and Propp 2002). This task has wide applications in robotics routing and IoT network configuration (Takahashi et al. 2009). Even though finding a sink-free orientation is tractable, sampling a sink-free orientation from the space of all orientations is still  $\#P$ -hard. Given a training set of preferred orientations  $\mathcal{D}$  for the graph, the *learning* task is to maximize the log-likelihood of the orientations seen in the training set. The *inference* task is to generate valid orientations that resemble those in the training set. To generate the training set, we use the Erdős-Rényi random graph from NetworkX library (Hagberg, Schult, and Swart 2008). The problem size is characterized by the number of vertices in the graph. The baselines we consider are CD-based learning with Gibbs sampling and CMSGen.

**Learning Quality** In Table 3(a), we show the proposed NELSON method takes much less time to train MRF for one epoch than the competing approaches. Furthermore, in Ta-

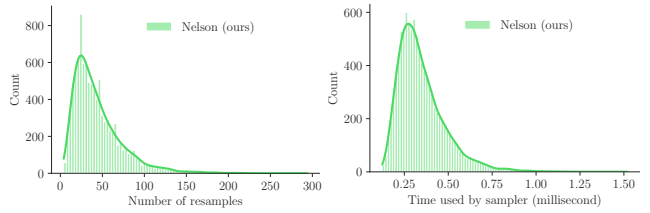


Figure 3: NELSON for Vehicle Routing Problem.

ble 3(b), NELSON and CMSGen generate 100% valid orientations of the graph while the Gibbs-based model does not. Note the constraints for this task satisfy Condition 1, hence NELSON sampler’s performance is guaranteed by Theorem 1. In Table 3(c), NELSON attains the smallest approximation error for the gradient (in Eq. 4) compared to baselines. Finally, NELSON learns a higher MAP@10 than CMSGen. The Gibbs-based approach times out for problem sizes larger than 40. In summary, our NELSON is the best-performing algorithm for this task.

### 6.4 Learn Vehicle Delivery Routes

**Task Definition & Dataset** Given a set of locations to visit, the task is to generate a sequence to visit these locations in which each location is visited once and only once and the sequence closely resembles the trend presented in the training data. The training data are such routes collected in the past. The dataset is constructed from TSPLIB, which consists of 29 cities in Bavaria, Germany. The constraints for this problem do not satisfy Condition 1. We still apply the proposed method to evaluate if the NELSON algorithm can handle those general hard constraints.

In Fig. 3, we see NELSON can obtain samples of this delivery problem highly efficiently. We measure the number of resamples taken as well as the corresponding time used by the NELSON method. NELSON takes roughly 50 times of resamples with an average time of 0.3 seconds to draw a batch (the batch size is 100) of valid visiting sequences.

## 7 Conclusion

In this research, we present NELSON-CD, embedding the sampler through Lovász Local Lemma as a fully differentiable neural network into the contrastive-divergence learning of Markov random fields. The embedded approach allows us to learn generative models over constrained domains, which presents significant challenges for state-of-the-art models. We also offer mathematically sound proofs of the performance of the LLL-based sampler. Experimental results on several real-world domains reveal that NELSON learns to generate 100% valid structures, while baselines either time out or cannot generate valid structures. NELSON also outperforms other approaches in the running time and in various learning metrics: log-likelihood and MAP scores.

**Appendix** Please refer to the Appendix in the extended version for the whole proof and experimental settings.



## Acknowledgments

We thank all the reviewers for their constructive comments. This research was supported by NSF grants IIS-1850243, CCF-1918327.

## References

- Achlioptas, D.; and Theodoropoulos, P. 2017. Probabilistic Model Counting with Short XORs. In *SAT*, volume 10491 of *Lecture Notes in Computer Science*, 3–19. Springer.
- Bengio, Y.; Lodi, A.; and Prouvost, A. 2021. Machine learning for combinatorial optimization: A methodological tour d’horizon. *Eur. J. Oper. Res.*, 290(2): 405–421.
- Carter, C. K.; and Kohn, R. 1994. On Gibbs sampling for state space models. *Biometrika*, 81(3): 541–553.
- Chakraborty, S.; Fremont, D. J.; Meel, K. S.; Seshia, S. A.; and Vardi, M. Y. 2014. Distribution-Aware Sampling and Weighted Model Counting for SAT. In *AAAI*, 1722–1730. AAAI Press.
- Chakraborty, S.; and Meel, K. S. 2019. On Testing of Uniform Samplers. In *AAAI*, 7777–7784. AAAI Press.
- Chakraborty, S.; Meel, K. S.; and Vardi, M. Y. 2013. A Scalable and Nearly Uniform Generator of SAT Witnesses. In *CAV*, volume 8044 of *Lecture Notes in Computer Science*, 608–623. Springer.
- Chen, X.; and Tian, Y. 2019. Learning to Perform Local Rewriting for Combinatorial Optimization. In *NeurIPS*, 6278–6289.
- Cohn, H.; Pemantle, R.; and Propp, J. G. 2002. Generating a Random Sink-free Orientation in Quadratic Time. *Electron. J. Comb.*, 9(1).
- Coja-Oghlan, A.; Müller, N.; and Ravelomanana, J. B. 2020. Belief Propagation on the random k-SAT model. *CoRR*, abs/2011.02303.
- Dagum, P.; and Chavez, R. M. 1993. Approximating Probabilistic Inference in Bayesian Belief Networks. *IEEE Trans. Pattern Anal. Mach. Intell.*, 15(3): 246–255.
- Ding, F.; Ma, J.; Xu, J.; and Xue, Y. 2021. XOR-CD: Linearly Convergent Constrained Structure Generation. In *ICML*, volume 139 of *Proceedings of Machine Learning Research*, 2728–2738. PMLR.
- Ding, F.; and Xue, Y. 2020. Contrastive Divergence Learning with Chained Belief Propagation. In *PGM*, volume 138 of *Proceedings of Machine Learning Research*, 161–172. PMLR.
- Ding, F.; and Xue, Y. 2021. XOR-SGD: provable convex stochastic optimization for decision-making under uncertainty. In *UAI*, volume 161, 151–160.
- Dodaro, C.; and Previti, A. 2019. Minipref: A Tool for Preferences in SAT (short paper). In *RCRA/RiCeRcA@AI\*IA*, volume 2538 of *CEUR Workshop Proceedings*. CEUR-WS.org.
- Duan, H.; Vaezipoor, P.; Paulus, M. B.; Ruan, Y.; and Madison, C. J. 2022. Augment with Care: Contrastive Learning for Combinatorial Problems. In *ICML*, volume 162 of *Proceedings of Machine Learning Research*, 5627–5642. PMLR.
- Dutra, R.; Laeuffer, K.; Bachrach, J.; and Sen, K. 2018. Efficient sampling of SAT solutions for testing. In *ICSE*, 549–559. ACM.
- Erdős, P.; and Lovász, L. 1973. Problems and results on 3-chromatic hypergraphs and some related questions. In *Colloquia Mathematica Societatis Janos Bolyai 10. Infinite and Finite Sets, Keszthely (Hungary)*. Citeseer.
- Ermon, S.; Gomes, C. P.; Sabharwal, A.; and Selman, B. 2013a. Embed and Project: Discrete Sampling with Universal Hashing. In *NIPS*, 2085–2093.
- Ermon, S.; Gomes, C. P.; Sabharwal, A.; and Selman, B. 2013b. Taming the Curse of Dimensionality: Discrete Integration by Hashing and Optimization. In *ICML*, volume 28 of *JMLR Workshop and Conference Proceedings*, 334–342. JMLR.org.
- Fichte, J. K.; Hecher, M.; and Zisser, M. 2019. An Improved GPU-Based SAT Model Counter. In *CP*, volume 11802 of *Lecture Notes in Computer Science*, 491–509. Springer.
- Ge, H.; Xu, K.; and Ghahramani, Z. 2018. Turing: A Language for Flexible Probabilistic Inference. In *AISTATS*, volume 84 of *Proceedings of Machine Learning Research*, 1682–1690. PMLR.
- Germain, M.; Gregor, K.; Murray, I.; and Larochelle, H. 2015. MADE: Masked Autoencoder for Distribution Estimation. In *ICML*, volume 37 of *JMLR Workshop and Conference Proceedings*, 881–889. JMLR.org.
- Gogate, V.; and Dechter, R. 2011. SampleSearch: Importance sampling in presence of determinism. *Artif. Intell.*, 175(2): 694–729.
- Golia, P.; Soos, M.; Chakraborty, S.; and Meel, K. S. 2021. Designing Samplers is Easy: The Boon of Testers. In *FM-CAD*, 222–230. IEEE.
- Gomes, C. P.; Sabharwal, A.; and Selman, B. 2006. Near-Uniform Sampling of Combinatorial Spaces Using XOR Constraints. In *NIPS*, 481–488. MIT Press.
- Goodfellow, I. J.; Pouget-Abadie, J.; Mirza, M.; Xu, B.; Warde-Farley, D.; Ozair, S.; Courville, A. C.; and Bengio, Y. 2014. Generative Adversarial Nets. In *NIPS*, 2672–2680.
- Guo, H.; Jerrum, M.; and Liu, J. 2019. Uniform Sampling Through the Lovász Local Lemma. *J. ACM*, 66(3): 18:1–18:31.
- Gupta, R.; Sharma, S.; Roy, S.; and Meel, K. S. 2019. WAPS: Weighted and Projected Sampling. In *TACAS*, volume 11427 of *Lecture Notes in Computer Science*, 59–76. Springer.
- Hagberg, A. A.; Schult, D. A.; and Swart, P. J. 2008. Exploring Network Structure, Dynamics, and Function using NetworkX. In *Proceedings of the 7th Python in Science Conference*, 11–15. Pasadena, CA USA.
- Hinton, G. E. 2002. Training Products of Experts by Minimizing Contrastive Divergence. *Neural Comput.*, 14(8): 1771–1800.
- Ignatiev, A.; Morgado, A.; and Marques-Silva, J. 2018. PySAT: A Python Toolkit for Prototyping with SAT Oracles. In *SAT*, 428–437.



- Ihler, A. T.; Fisher III, J. W.; and Willsky, A. S. 2005. Loopy Belief Propagation: Convergence and Effects of Message Errors. *J. Mach. Learn. Res.*, 6: 905–936.
- Jaini, P.; Nielsen, D.; and Welling, M. 2021. Sampling in Combinatorial Spaces with SurVAE Flow Augmented MCMC. In *AISTATS*, volume 130 of *Proceedings of Machine Learning Research*, 3349–3357. PMLR.
- Jerrum, M. 2021. Fundamentals of Partial Rejection Sampling. *CoRR*, abs/2106.07744.
- Jerrum, M.; Valiant, L. G.; and Vazirani, V. V. 1986. Random Generation of Combinatorial Structures from a Uniform Distribution. *Theor. Comput. Sci.*, 43: 169–188.
- Karalias, N.; and Loukas, A. 2020. Erdos Goes Neural: an Unsupervised Learning Framework for Combinatorial Optimization on Graphs. In *NeurIPS*, 6659–6672.
- Kingma, D. P.; and Welling, M. 2014. Auto-Encoding Variational Bayes. In *ICLR*.
- Larochelle, H.; and Murray, I. 2011. The Neural Autoregressive Distribution Estimator. In *AISTATS*, volume 15 of *JMLR Proceedings*, 29–37. JMLR.org.
- Lauria, M.; Elffers, J.; Nordström, J.; and Vinyals, M. 2017. CNFgen: A Generator of Crafted Benchmarks. In *SAT*, volume 10491 of *Lecture Notes in Computer Science*, 464–473. Springer.
- Li, Z.; Chen, Q.; and Koltun, V. 2018. Combinatorial Optimization with Graph Convolutional Networks and Guided Tree Search. In *NeurIPS*, 537–546.
- Mahmoud, M. 2022. *GPU Enabled Automated Reasoning*. Ph.D. thesis, Mathematics and Computer Science. Proefschrift.
- Mandi, J.; Demirovic, E.; Stuckey, P. J.; and Guns, T. 2020. Smart Predict-and-Optimize for Hard Combinatorial Optimization Problems. In *AAAI*, 1603–1610. AAAI Press.
- Mansour, Y. 1994. Learning Boolean functions via the Fourier transform. In *Theoretical advances in neural computation and learning*, 391–424. Springer.
- Moser, R. A.; and Tardos, G. 2010. A constructive proof of the general Lovász local lemma. *J. ACM*, 57(2): 11:1–11:15.
- Murphy, K. P.; Weiss, Y.; and Jordan, M. I. 1999. Loopy Belief Propagation for Approximate Inference: An Empirical Study. In *UAI*, 467–475. Morgan Kaufmann.
- Neal, R. M. 1993. *Probabilistic inference using Markov chain Monte Carlo methods*. Department of Computer Science, University of Toronto Toronto, ON, Canada.
- Prevot, N.; Soos, M.; and Meel, K. S. 2021. Leveraging GPUs for Effective Clause Sharing in Parallel SAT Solving. In *SAT*, volume 12831 of *Lecture Notes in Computer Science*, 471–487. Springer.
- Rosa, E. D.; Giunchiglia, E.; and O’Sullivan, B. 2011. Optimal stopping methods for finding high quality solutions to satisfiability problems with preferences. In *SAC*, 901–906. ACM.
- Sang, T.; Beame, P.; and Kautz, H. 2005. Solving Bayesian networks by weighted model counting. In *Proceedings of the Twentieth National Conference on Artificial Intelligence (AAAI-05)*, volume 1, 475–482. AAAI Press.
- Selsam, D.; Lamm, M.; Bünz, B.; Liang, P.; de Moura, L.; and Dill, D. L. 2019. Learning a SAT Solver from Single-Bit Supervision. In *ICLR (Poster)*. OpenReview.net.
- Sharma, S.; Gupta, R.; Roy, S.; and Meel, K. S. 2018. Knowledge Compilation meets Uniform Sampling. In *LPAR*, volume 57 of *EPiC Series in Computing*, 620–636. EasyChair.
- Song, Y.; and Ermon, S. 2019. Generative Modeling by Estimating Gradients of the Data Distribution. In *NeurIPS*, 11895–11907.
- Soos, M.; Gocht, S.; and Meel, K. S. 2020. Tinted, Detached, and Lazy CNF-XOR Solving and Its Applications to Counting and Sampling. In *CAV*, volume 12224 of *Lecture Notes in Computer Science*, 463–484. Springer.
- Takahashi, J.; Yamaguchi, T.; Sekiyama, K.; and Fukuda, T. 2009. Communication timing control and topology reconfiguration of a sink-free meshed sensor network with mobile robots. *IEEE/ASME transactions on mechatronics*, 14(2): 187–197.
- Wainwright, M. J.; and Jordan, M. I. 2006. Log-determinant relaxation for approximate inference in discrete Markov random fields. *IEEE Trans. Signal Process.*, 54(6-1): 2099–2109.
- Yolcu, E.; and Póczos, B. 2019. Learning Local Search Heuristics for Boolean Satisfiability. In *NeurIPS*, 7990–8001.

## A Probability Distribution of Algorithm 1

### A.1 Definitions and Notations

This section is for the proofs related to the probability distribution in the proposed Algorithm 1. For convenience, commonly used notations are listed in Table 4. We make some slight changes to some notations that appear in the main paper to make sure they are consistent and well-defined in this proof.

Similar to the previous analysis (Guo, Jerrum, and Liu 2019; Jerrum 2021), we begin by introducing the concept “dependency graph” (in Definition 1) for the constraints  $\mathcal{C}$ .

**Definition 1** (Dependency Graph). *The dependency graph  $G = (\mathcal{C}, E)$ , where the vertex set is the set of constraints  $\mathcal{C}$ . Two vertices  $c_i$  and  $c_j$  are connected with an edge  $(c_i, c_j) \in E$  if and only if they are defined on at least one common random variable, i.e.,  $\text{var}(c_i) \cap \text{var}(c_j) \neq \emptyset$ .*

For keeping track of the whole sampling procedure, we need the concept “sampling record”(in Definition 2) (Guo, Jerrum, and Liu 2019), which are the broken constraints at every round in Algorithm 1. It is also known as the witness tree in Moser and Tardos (2010). This allows us to check the constraint satisfaction of the assignment at every round.

Under Condition 1, for any edge in the dependency graph  $(c_i, c_j) \in E$ , either  $\mathbf{1}(x, c_i) = 0$  or  $\mathbf{1}(x, c_j) = 0$  for all  $x \in \mathcal{X}$ . In other words, two constraints with shared related variables, representing two *adjacent vertices* in the dependency graph  $G$ , are not broken simultaneously. Thus, the constraints in record  $S_t$  form an *independent set*<sup>2</sup> over the dependency graph under Condition 1.

**Definition 2** (Sampling Record). *Given dependency graph  $G(\mathcal{C}, E)$ , let  $X_t = x$  be one possible assignment obtained at round  $t$  of Algorithm 1. Let  $S_t \subseteq \mathcal{C}$  be the set of vertices in graph  $G$  (subset of constraints) that  $x$  violates*

$$S_t = \{c_i | c_i \in \mathcal{C} \text{ and } \mathbf{1}(x, c_i) = 0\}, \quad (16)$$

where indicator function  $\mathbf{1}(x, c_i) = 0$  implies  $x$  violates constraint  $c_i$  at round  $t$ . Define the sampling record as the sequence of violated constraints  $S_1, \dots, S_t$  throughout the execution.

At round  $t$  ( $t \geq 1$ ) of Algorithm 1, suppose the violated constraints is  $S_t \subseteq \mathcal{C}$ . The constraints that are not adjacent to  $S_t$  in the dependency graph are still satisfied after re-sample. The only possible constraints that might be broken after the re-sample operation are among  $S_t$  itself, or those constraints directly connected to  $S_t$  in the dependency graph. Therefore,

$$S_{t+1} \subset \Gamma(S_t), \quad \text{for all } t \geq 1.$$

where  $\Gamma(S_t)$  is the set of vertices of  $S_t$  and its adjacent neighbors in the dependency graph  $G$  (see Table 4). When Algorithm 1 terminates at round  $T + 1$ , no constraints are violated anymore, i.e.,  $S_{T+1} = \emptyset$ . To summarize the above discussion on a sampling record by Algorithm 1, we have the following Claim 1.

**Claim 1.** *Under Condition 1, a potential sampling record of length  $T + 1$  by the Algorithm 1 is a sequence of independent sets:  $S_1, S_2, \dots, S_T, \emptyset$  with (i)  $S_{t+1} \subseteq \Gamma(S_t)$  and  $S_t \neq \emptyset$ , for  $1 \leq t \leq T$ , (ii)  $S_{T+1} = \emptyset$ .*

**Extra Notations related to Constrained MRF** The constrained MRF model over constraints set  $\mathcal{C}$  is defined as:

$$P_\theta(X = x | \mathcal{C}) = \frac{\exp(\sum_{i=1}^n \theta_i x_i) \mathbf{1}(x, \mathcal{C})}{\sum_{x' \in \mathcal{X}} \exp(\sum_{i=1}^n \theta_i x'_i) \mathbf{1}(x', \mathcal{C})}$$

where the partition function only sums over valid assignments in  $\mathcal{X}$ . Note that  $C(x)$  in Equation (6) is the same as  $\mathbf{1}(x', \mathcal{C})$  in the above equation. We slightly change the notations for consistency in this proof. Also notice that the output distribution can no longer be factorized after constraints are enforced, since the partition function cannot be factorized. Our task is to draw samples from this distribution.

To analyze the intermediate steps in Algorithm 1, we further need to define the following notations.

**Definition 3.** *The constrained MRF distribution for constraints  $\mathcal{C} \setminus \Gamma(S_t)$  is*

$$P_\theta(X = x | \mathcal{C} \setminus \Gamma(S_t)) = \frac{\exp(\sum_{i=1}^n \theta_i x_i) \mathbf{1}(x, \mathcal{C} \setminus \Gamma(S_t))}{\sum_{x' \in \mathcal{X}} \exp(\sum_{i=1}^n \theta_i x'_i) \mathbf{1}(x', \mathcal{C} \setminus \Gamma(S_t))}$$

**Definition 4.** *At round  $t$  of Algorithm 1, assume  $S_t \subseteq \mathcal{C}$  are the set of broken constraints, Define  $\mathbb{P}(X_{t+1} = x | S_1, \dots, S_t)$  to be the probability of obtaining a new assignment  $x$  after we re-sample random variables indexed by  $\text{var}(S_t)$ .*

<sup>2</sup>A set of vertices with no two adjacent vertices in the graph.

Table 4: Summary of all the notations used in the theoretical analysis of Algorithm 1.

Notation	Definition
$X = \{X_i\}_{i=1}^n$	set of discrete random variables
$x \in \mathcal{X}$	possible assignments for variables $X$
$x_i \in \mathcal{X}_i$	variable $X_i$ can take all values in $\mathcal{X}_i$
$\mathcal{C} = \{c_j\}_{j=1}^m$	given constraints
$S_t \subseteq \mathcal{C}$	subset of constraints violated at round $t$ of Algorithm 1
$G(\mathcal{C}, E)$	Dependency graph (in Definition 1)
$\text{var}(c_j)$	the indices of domain variables that are related to constraint $c_i$
$\text{var}(S_t)$	the indices for domain variables that are related to constraints $S_t$
$\Gamma(c_j)$	$c_j$ and its direct neighbors in the dependency graph
$\Gamma(S_t)$	$S_t$ and direct neighbors of $S_t$ in the dependency graph
$\mathcal{C} \setminus \Gamma(S_t)$	all constraints in $\mathcal{C}$ but not in $\Gamma(S_t)$
$S_1, \dots, S_T, \emptyset$	a sampling record of Algorithm 1 (in Definition 2)
$\mathbf{1}(x, c_i)$	indicator function that evaluates if assignment $x$ satisfies constraint $c_i$
$\mathbf{1}(x, S_t)$	indicator function that evaluates if assignment $x$ satisfies constraints in $S_t$
$\mathbf{1}(x, \mathcal{C})$	indicator function that evaluates if assignment $x$ satisfies all constraints $\mathcal{C}$
$P_\theta(X \mathcal{C} \setminus \Gamma(S_t))$	see Definition 3
$\mathbb{P}(X S_t)$	see Definition 4

## A.2 Ratio Property Lemma

**Lemma 1** (Ratio Property). *Under Condition 1, assume Algorithm 1 is at round  $t$ . Conditioning on observing one potential sampling record  $S_1, \dots, S_t$ , Algorithm 1 step 4 will re-sample variables in  $\text{var}(S_t)$  at round  $t + 1$ . Let  $x, x' \in \mathcal{X}$  be two possible assignments after this re-sample. The probability ratio of obtaining these two results equals that under constrained MRF  $P_\theta(x|\mathcal{C} \setminus \Gamma(S_t))$ :*

$$\frac{\mathbb{P}(X_{t+1} = x|S_1, \dots, S_t)}{\mathbb{P}(X_{t+1} = x'|S_1, \dots, S_t)} = \frac{P_\theta(X = x|\mathcal{C} \setminus \Gamma(S_t))}{P_\theta(X = x'|\mathcal{C} \setminus \Gamma(S_t))}, \quad (17)$$

where  $\mathbb{P}(X_{t+1} = x|S_1, \dots, S_t)$  is the probability of Algorithm 1 step 4 produces assignment  $x$  at round  $t + 1$ , conditioning on the observed record  $S_1, \dots, S_t$  and re-sample  $\text{var}(S_t)$ .  $P_\theta(X = x|\mathcal{C} \setminus \Gamma(S_t))$  is the constrained MRF (for the constraints  $\mathcal{C} \setminus \Gamma(S_t)$ ) probability on assignment  $x$ .

*Proof.* During the intermediate step of the algorithm, assume the set of constraints  $S_t$  are violated. We want to re-sample variables indexed by  $\text{var}(S_t)$ , so variables indexed by  $\text{var}(\mathcal{C} \setminus \Gamma(S_t))$  won't change assignments. Also, because  $\Gamma(S_t)$  is the largest possible set of constraints that can be infected by the re-sample, constraints  $\mathcal{C} \setminus \Gamma(S_t)$  are still satisfied after the re-sample.

At round  $t$ , we re-sample variables in  $\text{var}(S_t)$  according to step 4 in Algorithm 1, we thus have:

$$\mathbb{P}(X_{\text{var}(S_t)}^{t+1} = x_{\text{var}(S_t)}|S_1 \dots S_t) = \prod_{i \in \text{var}(S_t)} \frac{\exp(\theta_i x_i)}{\sum_{x'_i \in \mathcal{X}_i} \exp(\theta_i x'_i)}$$

Here the notation  $X_{\text{var}(S_t)}^{t+1} = x_{\text{var}(S_t)}$  means  $X_i = x_i$  for  $i \in \text{var}(S_t)$  at round  $t$ . For any two possible assignments  $x, x'$  after the re-sample,

$$x_i = x'_i, \quad \text{for } i \in \{1, \dots, n\} \setminus \text{var}(S_t)$$

since the rest variable's assignments are kept the same after re-sample. Thus, we can have ratio:

$$\frac{\mathbb{P}(X_{t+1} = x|S_1, \dots, S_t)}{\mathbb{P}(X_{t+1} = x'|S_1, \dots, S_t)} = \frac{\exp(\sum_{i \in \text{var}(S_t)} \theta_i x_i)}{\exp(\sum_{i \in \text{var}(S_t)} \theta_i x'_i)} = \frac{\exp(\sum_{i \in \text{var}(\Gamma(S_t))} \theta_i x_i)}{\exp(\sum_{i \in \text{var}(\Gamma(S_t))} \theta_i x'_i)}. \quad (18)$$

For the last step, since every assignment outside  $\text{var}(S_t)$  is not changed, we can enlarge the index set of summation to  $\Gamma(S_t)$  by multiplying

$$1 = \frac{\exp(\sum_{i \in \text{var}(\Gamma(S_t)) \setminus \text{var}(S_t)} \theta_i x_i)}{\exp(\sum_{i \in \text{var}(\Gamma(S_t)) \setminus \text{var}(S_t)} \theta_i x'_i)}.$$

After re-sample, we know that  $x$  must satisfy the constraints  $\mathcal{C} \setminus \Gamma(S_t)$ . Thus, the probability of this  $x$  conditioned on constraints  $\mathcal{C} \setminus \Gamma(S_t)$  holding in the constrained MRF model is:

$$P_\theta(X = x | \mathcal{C} \setminus \Gamma(S_t)) = \frac{\exp(\sum_{i=1}^n \theta_i x_i) \mathbf{1}(x, \mathcal{C} \setminus \Gamma(S_t))}{\sum_{x' \in \mathcal{X}} \exp(\sum_{i=1}^n \theta_i x'_i) \mathbf{1}(x', \mathcal{C} \setminus \Gamma(S_t))} = \frac{\exp(\sum_{i=1}^n \theta_i x_i)}{\sum_{x' \in \mathcal{X}} \exp(\sum_{i=1}^n \theta_i x'_i) \mathbf{1}(x', \mathcal{C} \setminus \Gamma(S_t))}.$$

In the constrained MRF model (for constraints  $\mathcal{C} \setminus \Gamma(S_t)$ ), the ratio of these two probabilistic assignments  $x, x'$  is:

$$\frac{P_\theta(X = x | \mathcal{C} \setminus \Gamma(S_t))}{P_\theta(X = x' | \mathcal{C} \setminus \Gamma(S_t))} = \frac{\exp(\sum_{i \in \text{var}(\Gamma(S_t))} \theta_i x_i)}{\exp(\sum_{i \in \text{var}(\Gamma(S_t))} \theta_i x'_i)}, \quad (19)$$

because the  $x_i$  outside  $\text{var}(\Gamma(S_t))$  remains the same. Note that  $x, x'$  are two possible assignments produced according to step 4 in Algorithm 1 at round  $t$ . Combining Equation (18) and Equation (19), we conclude that:

$$\frac{\mathbb{P}(X_{t+1} = x | S_1, \dots, S_t)}{\mathbb{P}(X_{t+1} = x' | S_1, \dots, S_t)} = \frac{P_\theta(X = x | \mathcal{C} \setminus \Gamma(S_t))}{P_\theta(X = x' | \mathcal{C} \setminus \Gamma(S_t))}.$$

The proof is finished.  $\square$

### A.3 Proof of Theorem 1

Suppose the re-sampling process terminates at round  $T+1$  and we obtain a valid sample  $x$ . Upon the termination of Algorithm 1, all the constraints are satisfied. So we have:  $S_{T+1} = \emptyset$ . In other words,  $\mathbf{1}(x, \mathcal{C}) = 1$ . Let  $x, x'$  be two possible valid assignments produced at round  $T+1$  by the Algorithm 1. Using the analysis in Lemma 1, we can still have:

$$\frac{\mathbb{P}(X_{T+1} = x | S_1, \dots, S_T)}{\mathbb{P}(X_{T+1} = x' | S_1, \dots, S_T)} = \frac{\exp(\sum_{i \in \text{var}(S_T)} \theta_i x_i)}{\exp(\sum_{i \in \text{var}(S_T)} \theta_i x'_i)}$$

The probability of this  $x$  in the constrained MRF model (for constraints  $\mathcal{C}$ ) is:

$$P_\theta(X = x | \mathcal{C}) = \frac{\exp(\sum_{i=1}^n \theta_i x_i) \mathbf{1}(x, \mathcal{C})}{\sum_{x' \in \mathcal{X}} \exp(\sum_{i=1}^n \theta_i x'_i) \mathbf{1}(x', \mathcal{C})} = \frac{\exp(\sum_{i=1}^n \theta_i x_i)}{\sum_{x' \in \mathcal{X}} \exp(\sum_{i=1}^n \theta_i x'_i) \mathbf{1}(x', \mathcal{C})}.$$

Then we conclude that:

$$\frac{\mathbb{P}(X_{T+1} = x | S_1, \dots, S_T)}{\mathbb{P}(X_{T+1} = x' | S_1, \dots, S_T)} = \frac{P_\theta(X = x | \mathcal{C})}{P_\theta(X = x' | \mathcal{C})}.$$

Note that this ratio property holds for all the possible sampling records  $S_1, \dots, S_T, \emptyset$ .

**Summation of All Possible Sampling Records** Define  $\mathbb{P}(S_1, \dots, S_T)$  to be the probability of observing record  $S_1, \dots, S_T$  by Algorithm 1. For any possible sampling record  $S_1, \dots, S_T, \emptyset$ , the ratio property still holds:

$$\frac{\mathbb{P}(X_{T+1} = x | S_1, \dots, S_T) \mathbb{P}(S_1, \dots, S_T)}{\mathbb{P}(X_{T+1} = x' | S_1, \dots, S_T) \mathbb{P}(S_1, \dots, S_T)} = \frac{P_\theta(X = x | \mathcal{C})}{P_\theta(X = x' | \mathcal{C})}$$

where the term  $\mathbb{P}(S_1, \dots, S_T)$  on the Left-hand-side (LHS) is actually the same. After we summarize over all possible sampling records  $S_1, \dots, S_T, \emptyset$ , the ratio property still holds. Let  $\mathbb{P}(X_{T+1} = x)$  be the probability of obtaining one valid assignment  $x$  by the execution of Algorithm 1.

$$\frac{\mathbb{P}(X_{T+1} = x)}{\mathbb{P}(X_{T+1} = x')} = \frac{\sum_{S_1, \dots, S_T} \mathbb{P}(X_{T+1} = x | S_1, \dots, S_T) \mathbb{P}(S_1, \dots, S_T)}{\sum_{S_1, \dots, S_T} \mathbb{P}(X_{T+1} = x' | S_1, \dots, S_T) \mathbb{P}(S_1, \dots, S_T)} = \frac{P_\theta(X = x | \mathcal{C})}{P_\theta(X = x' | \mathcal{C})} \quad (20)$$

**Sample Space Analysis At Termination** We need one more statement to show Theorem 1 holds. Let  $\mathcal{X}_{\text{LLL}}$  be the set of all possible assignments  $x$  that can be generated by Algorithm 1:

$$\mathcal{X}_{\text{LLL}} = \bigcup_{S_1, \dots, S_T} \{x | \mathbb{P}(X_{T+1} = x | S_1, \dots, S_T) \neq 0 \text{ and } \mathbb{P}(S_1, \dots, S_T) \neq 0\}.$$

Let  $\mathcal{X}_{\mathcal{C}}$  be the set of assignments  $x$  that satisfy all the constraints in the constrained MRF (for constraints  $\mathcal{C}$ ):

$$\mathcal{X}_{\mathcal{C}} = \{x | P_\theta(X = x | \mathcal{C}) \neq 0, \text{ for all } x \in \mathcal{X}\}.$$

**Lemma 2.**  $\mathcal{X}_{\text{LLL}} \subseteq \mathcal{X}_{\mathcal{C}}$  and  $\mathcal{X}_{\mathcal{C}} \subseteq \mathcal{X}_{\text{LLL}}$ , thus  $\mathcal{X}_{\text{LLL}} = \mathcal{X}_{\mathcal{C}}$ .

*Proof.* When Algorithm 1 terminates, it only produces valid assignments; thus, we must have:  $\mathcal{X}_{\text{LLL}} \subseteq \mathcal{X}_{\mathcal{C}}$ . On the other hand, there is always a non-zero probability that Algorithm 1 will generate every valid assignment  $x \in \mathcal{X}_{\mathcal{C}}$ , which implies that  $\mathcal{X}_{\mathcal{C}} \subseteq \mathcal{X}_{\text{LLL}}$ .  $\square$

Lemma 2 shows that the two distributions have the same sample space when Algorithm 1 terminates. What's more, Equation (20) shows they have the same probability ratio for any possible valid assignments  $x, x'$ . This shows that the execution of the Algorithm 1 is a random draw from the constrained MRF distribution  $P_\theta(X = x | \mathcal{C})$ . The proof of Theorem 1 is finished.

#### A.4 Difference to the Original Proof

The main difference in the above proof to the existing proof in (Guo, Jerrum, and Liu 2019, Lemma 7) is that: We show Lemma 1 that characterizes the proportional ratio of getting different assignments of variables, which is more general than the descriptive proof for Guo, Jerrum, and Liu (2019, Lemma 7).

#### A.5 A Running Example

Here we reuse Example 1 to show how extreme condition is applied for the unbiased probability distribution estimation.

The CNF formula is  $(X_1 \vee X_2) \wedge (\neg X_1 \vee X_3)$ . We use the assignment of all the variables as the states  $s_1, \dots, s_8$  in the process of resampling.

$$\begin{aligned} s_1 &= (X_0 = 0, X_1 = 0, X_2 = 0) \\ s_2 &= (X_0 = 0, X_1 = 0, X_2 = 1) \\ s_3 &= (X_0 = 0, X_1 = 1, X_2 = 0) \\ s_4 &= (X_0 = 0, X_1 = 1, X_2 = 1) \\ s_5 &= (X_0 = 1, X_1 = 0, X_2 = 0) \\ s_6 &= (X_0 = 1, X_1 = 0, X_2 = 1) \\ s_7 &= (X_0 = 1, X_1 = 1, X_2 = 0) \\ s_8 &= (X_0 = 1, X_1 = 1, X_2 = 1) \end{aligned} \quad (21)$$

Here  $s_1, s_2, s_3, s_4$  correspond to *valid* assignment of variables and  $s_5, s_6, s_7, s_8$  correspond to *invalid* assignment of variables, that requires resampling.

For simplicity, we consider the uniform setting where  $\theta_1 = \theta_2 = \theta_3$ . Therefore, the probability of every variable is the same  $P(X_1 = 0) = P(X_2 = 0) = P(X_3) = 1/2$ . Thus we can construct the transition matrix as follow:

$$T = \begin{matrix} & \begin{matrix} s_1 & s_2 & s_3 & s_4 & s_5 & s_6 & s_7 & s_8 \end{matrix} \\ \begin{matrix} s_1 \\ s_2 \\ s_3 \\ s_4 \\ s_5 \\ s_6 \\ s_7 \\ s_8 \end{matrix} & \begin{bmatrix} \mathbf{1} & 0 & 0 & 0 & 0 & 0 & 0 & 0 \\ 0 & \mathbf{1} & 0 & 0 & 0 & 0 & 0 & 0 \\ 0 & 0 & \mathbf{1} & 0 & 0 & 0 & 0 & 0 \\ 0 & 0 & 0 & \mathbf{1} & 0 & 0 & 0 & 0 \\ \frac{1}{4} & \frac{1}{4} & \frac{1}{4} & 0 & \frac{1}{4} & 0 & 0 & 0 \\ 0 & \frac{1}{4} & 0 & 0 & \frac{1}{4} & \frac{1}{4} & 0 & \frac{1}{4} \\ \frac{1}{4} & 0 & \frac{1}{4} & \frac{1}{4} & 0 & 0 & \frac{1}{4} & 0 \\ 0 & 0 & \frac{1}{4} & 0 & 0 & \frac{1}{4} & \frac{1}{4} & \frac{1}{4} \end{bmatrix} \end{matrix}, \quad T^{2000} = \begin{matrix} & \begin{matrix} s_1 & s_2 & s_3 & s_4 & s_5 & s_6 & s_7 & s_8 \end{matrix} \\ \begin{matrix} s_1 \\ s_2 \\ s_3 \\ s_4 \\ s_5 \\ s_6 \\ s_7 \\ s_8 \end{matrix} & \begin{bmatrix} \mathbf{1} & 0 & 0 & 0 & 0 & 0 & 0 & 0 \\ 0 & \mathbf{1} & 0 & 0 & 0 & 0 & 0 & 0 \\ 0 & 0 & \mathbf{1} & 0 & 0 & 0 & 0 & 0 \\ 0 & 0 & 0 & \mathbf{1} & 0 & 0 & 0 & 0 \\ \frac{1}{3} & \frac{1}{3} & \frac{1}{3} & 0 & 0 & 0 & 0 & 0 \\ \frac{1}{6} & \frac{1}{2} & \frac{1}{6} & \frac{1}{6} & 0 & 0 & 0 & \frac{1}{4} \\ \frac{1}{3} & 0 & \frac{1}{3} & \frac{1}{3} & 0 & 0 & 0 & 0 \\ \frac{1}{6} & \frac{1}{6} & \frac{1}{6} & \frac{1}{2} & 0 & 0 & 0 & 0 \end{bmatrix} \end{matrix} \quad (22)$$

where  $T_{ij} = T(s_i, s_j)$  denotes the transition probability from state  $s_i$  to state  $s_j$ . Therefore for a randomly initialized assignment:

$$x = \begin{bmatrix} \frac{1}{8} & \frac{1}{8} & \frac{1}{8} & \frac{1}{8} & \frac{1}{8} & \frac{1}{8} & \frac{1}{8} & \frac{1}{8} \end{bmatrix} \quad (23)$$

that has an equal probability of being any state. After executing Algorithm 1 for 2000 steps, we have:

$$xT^{2000} = \begin{bmatrix} \frac{1}{4} & \frac{1}{4} & \frac{1}{4} & \frac{1}{4} & 0 & 0 & 0 & 0 \end{bmatrix} \quad (24)$$

This implies Algorithm 1 outputs every valid assignment with the same probability in the uniform setting, which follows the result in Theorem 1.

## B Running Time Analysis of Algorithm 1

We dedicate this section to showing the running time of Algorithm 1 on a general weighted case. The expected running time of Algorithm 1 is determined by the number of rounds of re-sampling. Algorithm 1 re-sample all the related random variables simultaneously in every single round. However, it is hard to get an estimation of the exact total running time over the *random variables*. Instead, we can only have a loose upper bound of the expected running time over the *sequence of sampling record* (the sequence of violated constraints).

The overall structure of the proof is similar to the proof in Guo, Jerrum, and Liu (2019, Theorem 13). We show the difference in our proof at the end of this section.

### B.1 Definitions and Notations

We define the following terms to simplify our notations.

**Definition 5.** Let  $S_t$  be a subset of vertices in a dependency graph. 1) Define  $p_{S_t}$  as the probability of constraints in  $S_t$  being broken:

$$p_{S_t} = \mathbb{P} \left( \bigwedge_{c_i \in S_t} \neg c_i \right) \quad (25)$$

2) Define  $q_{S_t}$  as the probability that only the constraints in  $S_t$  are broken and nothing else.

$$q_{S_t} = \mathbb{P} \left( \bigwedge_{c_i \in S_t} \neg c_i \wedge \bigwedge_{c_j \in \mathcal{C} \setminus S_t} c_j \right) \quad (26)$$

So  $q_{\{c_i\}}$  is the probability that only constraint  $c_i$  is broken and all the rest still hold. Similarly,  $q_\emptyset$  denotes the probability that all the constraints are satisfied.

**Lemma 3.** Under Condition 1, we can further expand  $q_{S_t}$  as:  $q_{S_t} = p_{S_t} \mathbb{P}(\bigwedge_{c_j \in \mathcal{C} \setminus \Gamma(S_t)} c_j)$ .

*Proof.* We can split  $q_{S_t}$  into the probability of two independent events:

$$\begin{aligned} q_{S_t} &= \mathbb{P} \left( \bigwedge_{c_i \in S_t} \neg c_i \wedge \bigwedge_{c_j \in \mathcal{C} \setminus S_t} c_j \right) && \text{By definition of } q_{S_t} \text{ in Equation (26)} \\ &= \mathbb{P} \left( \bigwedge_{c_i \in S_t} \neg c_i \wedge \bigwedge_{c_j \in \mathcal{C} \setminus \Gamma(S_t)} c_j \right) \\ &= \mathbb{P} \left( \bigwedge_{c_i \in S_t} \neg c_i \right) \mathbb{P} \left( \bigwedge_{c_n \in \mathcal{C} \setminus \Gamma(S_t)} c_n \right) \\ &= p_{S_t} \mathbb{P}(\bigwedge_{c_j \in \mathcal{C} \setminus \Gamma(S_t)} c_j). && \text{By definition of } q_{S_t} \text{ in Equation (25)} \end{aligned}$$

The second equality holds because under Condition 1, adjacent vertices have zero probability. When we observe that constraints in  $S_t$  are violated, constraints in  $\Gamma(S_t) \setminus S_t$  cannot be violated. The third equality holds because the random variables in  $\text{var}(S_t)$  are independent to those variables in  $\text{var}(\mathcal{C} \setminus \Gamma(S_t))$ .  $\square$

**Remark 1** (Equivalence of Record). At round  $t$  of Algorithm 1, it finds all the constraints  $S_t$  that are broken ( $\bigwedge_{c_i \in S_t} \neg c_i$ ), which implies the rest of the constraints  $\mathcal{C} \setminus \Gamma(S_t)$  are satisfied ( $\bigwedge_{c_j \in \mathcal{C} \setminus S_t} c_j$ ). Thus the probability of observing  $S_t$  in the record is equivalent to the following:

$$\mathbb{P}(S_t) = \mathbb{P} \left( \bigwedge_{c_i \in S_t} \neg c_i \wedge \bigwedge_{c_j \in \mathcal{C} \setminus S_t} c_j \right) \quad (27)$$

**Lemma 4.** Given a possible sampling record  $S_1 \dots S_{t-1}, S_t$  by Algorithm 1, the following equality holds for the pair  $(S_{t-1}, S_t)$ :

$$\sum_{S_t} q_{S_t} = \mathbb{P}(\bigwedge_{c_i \in \mathcal{C} \setminus \Gamma(S_{t-1})} c_i)$$

*Proof.* By Definition 2 of the sampling record, we have  $S_t \subset \Gamma(S_{t-1})$ . The relationship of its complement would be:

$$\mathcal{C} \setminus \Gamma(S_{t-1}) \subset \mathcal{C} \setminus S_t.$$

Using the above result, we have:

$$\mathbb{P} \left( \bigwedge_{c_j \in \mathcal{C} \setminus S_t} c_j \wedge \bigwedge_{c_k \in \mathcal{C} \setminus \Gamma(S_{t-1})} c_k \right) = \mathbb{P} \left( \bigwedge_{c_j \in \mathcal{C} \setminus S_t} c_j \right) \quad (28)$$

Based on Remark 1 and Baye's theorem, we have:

$$\begin{aligned}
\mathbb{P}(S_t | \bigwedge_{c_i \in \mathcal{C} \setminus \Gamma(S_{t-1})} c_i) &= \mathbb{P} \left( \bigwedge_{c_i \in S_t} \neg c_i \wedge \bigwedge_{c_j \in \mathcal{C} \setminus S_t} c_j \mid \bigwedge_{c_k \in \mathcal{C} \setminus \Gamma(S_{t-1})} c_k \right) && \text{By Equation (27)} \\
&= \frac{\mathbb{P} \left( \bigwedge_{c_i \in S_t} \neg c_i \wedge \bigwedge_{c_j \in \mathcal{C} \setminus S_t} c_j \wedge \bigwedge_{c_k \in \mathcal{C} \setminus \Gamma(S_{t-1})} c_k \right)}{\mathbb{P} \left( \bigwedge_{c_i \in \mathcal{C} \setminus \Gamma(S_{t-1})} c_i \right)} && \text{By Bayes's formula (29)} \\
&= \frac{\mathbb{P} \left( \bigwedge_{c_i \in S_t} \neg c_i \wedge \bigwedge_{c_k \in \mathcal{C} \setminus S_t} c_k \right)}{\mathbb{P} \left( \bigwedge_{c_i \in \mathcal{C} \setminus \Gamma(S_{t-1})} c_i \right)} && \text{By Equation (28)} \\
&= \frac{q_{S_t}}{\mathbb{P} \left( \bigwedge_{c_i \in \mathcal{C} \setminus \Gamma(S_{t-1})} c_i \right)}. && \text{By definition of } p_{S_t} \text{ in Equation (26)}
\end{aligned}$$

Since LHS of Equation (29) sums over all possible  $S_t$  is one:  $\sum_{S_t} \mathbb{P}(S_t | \bigwedge_{c_i \in \mathcal{C} \setminus \Gamma(S_{t-1})} c_i) = 1$ . Thus, summing over  $S_t$  for the RHS of Equation (29), we have:

$$1 = \sum_{S_t} \frac{q_{S_t}}{\mathbb{P} \left( \bigwedge_{c_i \in \mathcal{C} \setminus \Gamma(S_{t-1})} c_i \right)} = \frac{\sum_{S_t} q_{S_t}}{\mathbb{P} \left( \bigwedge_{c_i \in \mathcal{C} \setminus \Gamma(S_{t-1})} c_i \right)} \quad (30)$$

In the second equality, the reason that we can move the summation operator to the numerator is that the denominator is a constant w.r.t. all possible  $S_t$ . To be specific, given  $S_t \subseteq \Gamma(S_{t-1})$ , we have  $S_t$  is independent to  $\mathcal{C} \setminus \Gamma(S_{t-1})$ . Based on Equation (30), we finally obtain:

$$\sum_{S_t} q_{S_t} = \mathbb{P}(\bigwedge_{c_i \in \mathcal{C} \setminus \Gamma(S_{t-1})} c_i).$$

The proof is finished. □

**Lemma 5.** The probability of observing the sampling record  $S_1, \dots, S_T$  by Algorithm 1 under Condition 1 is:

$$\mathbb{P}(S_1, \dots, S_T) = q_{S_T} \prod_{t=1}^{T-1} p_{S_t} \quad (31)$$

*Proof.* Given sampling record  $S_1, \dots, S_{t-1}$ , the conditional probability of observing the next record  $S_t$  can be expanded based on Lemma 1,

$$\frac{\mathbb{P}(S_t | S_1, \dots, S_{t-1})}{\mathbb{P}(S'_t | S_1, \dots, S_{t-1})} = \frac{\mathbb{P}(S_t | \bigwedge_{c_i \in \mathcal{C} \setminus \Gamma(S_{t-1})} c_i)}{\mathbb{P}(S'_t | \bigwedge_{c_i \in \mathcal{C} \setminus \Gamma(S_{t-1})} c_i)}$$

Based on Equation (29), we obtain:

$$\frac{\mathbb{P}(S_t | S_1, \dots, S_{t-1})}{\mathbb{P}(S'_t | S_1, \dots, S_{t-1})} = \frac{q_{S_t}}{q_{S'_t}}$$

Because of  $\sum_{S_t} \mathbb{P}(S_t | S_1, \dots, S_{t-1}) = 1$  and (30), we can get:

$$\mathbb{P}(S_t | S_1, \dots, S_{t-1}) = \frac{q_{S_t}}{\mathbb{P}(\bigwedge_{c_i \in \mathcal{C} \setminus \Gamma(S_{t-1})} c_i)} \quad (32)$$

We finally compute the probability of observing the sampling record  $S_1 \dots, S_T$  by:

$$\begin{aligned}
\mathbb{P}(S_1 \dots, S_T) &= \mathbb{P}(S_1) \prod_{t=2}^T \mathbb{P}(S_t | S_1, \dots, S_{t-1}) && \text{By Chain rule} \\
&= q_{S_1} \prod_{t=2}^T \frac{q_{S_t}}{\mathbb{P}(\bigwedge_{c_i \in \mathcal{C} \setminus \Gamma(S_{t-1})} c_i)} && \text{By Equation (32)} \\
&= q_{S_T} \prod_{t=2}^T \frac{q_{S_{t-1}}}{\mathbb{P}(\bigwedge_{c_i \in \mathcal{C} \setminus \Gamma(S_{t-1})} c_i)} && \text{Left shift the numerator from } S_t \text{ to } S_{t-1} \\
&= q_{S_T} \prod_{t=1}^{T-1} p_{S_t} && \text{Plugin Lemma 3}
\end{aligned}$$

The proof is finished. □



## B.2 An Upper Bound on Expected Running Time

Suppose the expected number of samplings of constraints  $c_i$  is  $\mathbb{E}(T_i)$ , then the total running time will be:

$$\mathbb{E}(T) \leq \sum_{i=1}^n \mathbb{E}(T_i)$$

Since each random variable has equal status, then the question comes down to the computation of individual  $T_i$ 's expectation. Let  $S_1, \dots, S_T$  be any record of the algorithm that successfully terminates, and  $T_i(S_1, \dots, S_T)$  be the total number of sampling related to constraint  $c_i$  throughout this record. Based on Lemma 5, we have:

$$\mathbb{E}(T_i) = \sum_{S_1, \dots, S_T} \mathbb{P}(S_1, \dots, S_T) T_i(S_1, \dots, S_T)$$

By far, we have shown the original proof of our work. The rest of the computation can be done in the same way as the original proof. Thus we cite the necessary intermediate steps in the original work and finish the proof logic for the coherence of our proof.

**Lemma** (Guo, Jerrum, and Liu (2019) Lemma 12). *Let  $q_\emptyset$  be a non-zero probability of all the constraints are satisfied. Let  $q_{\{c_j\}}$  denote the probability that only constraint  $c_j$  is broken and the rest all hold. If  $q_\emptyset > 0$ , then  $\mathbb{E}(T_i) = q_{\{c_j\}}/q_\emptyset$ .*

After incorporating our fix, we can conclude the upper bound on the expected running time in Theorem 2.

**Theorem 2** (Guo, Jerrum, and Liu (2019) Theorem 13). *Under Condition 1, the total number of re-samplings throughout the algorithm is then  $\frac{1}{q_\emptyset} \sum_{j=1}^L q_{\{c_j\}}$ .*

## B.3 Difference to the Original Proof

The main difference in the above proof to the existing proof in (Guo, Jerrum, and Liu 2019, Theorem 13) is that: based on Equation (32) and (29), we show

$$\mathbb{P}(S_t | S_1, \dots, S_{t-1}) = \mathbb{P}(S_t | \bigwedge_{c_i \in \mathcal{C} \setminus \Gamma(S_{t-1})} c_i)$$

In Guo, Jerrum, and Liu (2019)'s Equation (9), the first step cannot holds without the above equality. The original paper uses this result directly without providing enough justification.

## C Constrained MRF Model

### C.1 Single Variable Form of Constrained MRF

Here we provide an example of transforming MRF with pairwise and single potential functions into a single potential form by introducing extra variables. Given random variables  $X_1, X_2, X_3$ , we have the following example MRF model:

$$\begin{aligned} \phi_\theta(x_1, x_2, x_3) &= \theta_1 x_1 + \theta_2 x_2 + \theta_3 x_1 x_2 \\ P_\theta(x) &= \frac{\exp(\phi_\theta(x_1, x_2, x_3))}{Z(\theta)} \end{aligned}$$

In the above formula, we have a cross term  $x_1 x_2$ . Two Boolean variables can have 4 different assignments in total. Therefore we can construct 4 extra Boolean variables to encode all these assignments. To illustrate, we introduce extra random variables  $\hat{X}_{00}, \hat{X}_{01}, \hat{X}_{10}, \hat{X}_{11}$ . We further introduce extra constraints: When  $X_1 = 0, X_2 = 0, \hat{X}_{00} = 1, \hat{X}_{01} = 0, \hat{X}_{10} = 0, \hat{X}_{11} = 0$ . See the rest constraints in Table 5.

$$\begin{aligned} \phi_\theta(x_1, x_2, x_3, \hat{x}_{00}, \hat{x}_{01}, \hat{x}_{10}, \hat{x}_{11}) &= \theta_1 x_1 + \theta_2 x_2 + \theta_3 \hat{x}_{00} + \theta_3 \hat{x}_{01} + \theta_3 \hat{x}_{10} + \theta_3 \hat{x}_{11} \\ P_\theta(x) &= \frac{\exp(\phi_\theta(x_1, x_2, x_3, \hat{x}_{00}, \hat{x}_{01}, \hat{x}_{10}, \hat{x}_{11}))}{Z(\theta)} \end{aligned}$$

For clarity, the newly added constraints do not impact Condition 1. Also, the single variable transformation in the MRFs model originates from Sang, Beame, and Kautz (2005), thus is not considered as our contribution.

$X_1$	$X_2$	$\hat{X}_{00}, \hat{X}_{01}, \hat{X}_{10}, \hat{X}_{11}$
0	0	1, 0, 0, 0
0	1	0, 1, 0, 0
1	0	0, 0, 1, 0
1	1	0, 0, 0, 1

Table 5: 4 constraints for converting pairwise terms in the potential function into single variable form.

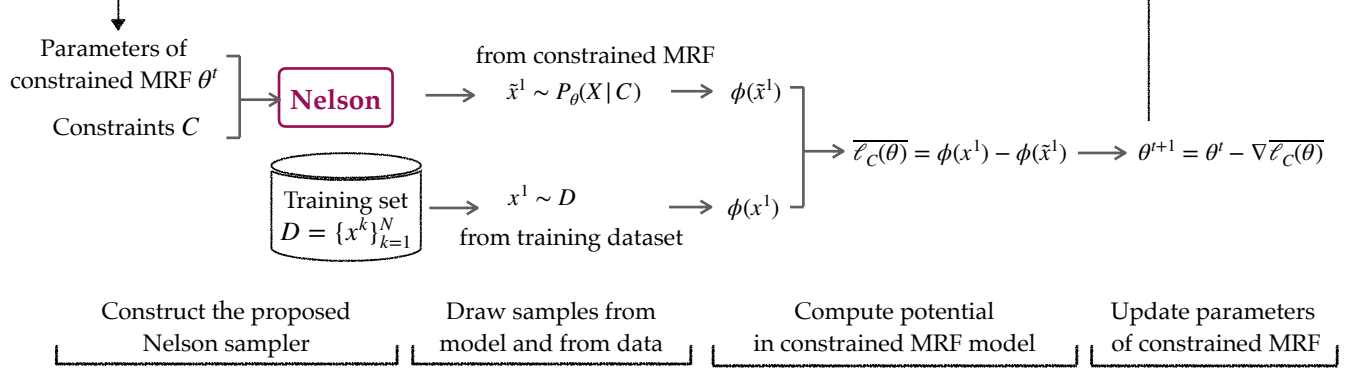


Figure 4: Implementation pipeline of the NELSON-CD algorithm with  $m = 1$ . The proposed NELSON can be efficiently adapted to a Pytorch-based machine learning library and enforces constraint satisfaction during learning.

## C.2 Gradient of log-Partition Function $\nabla \log Z_C(\theta)$

We use the Chain rule of the gradient to give a detailed deduction of Equation (4).

$$\begin{aligned}
\nabla \log Z_C(\theta) &= \frac{\nabla Z_C(\theta)}{Z_C(\theta)} = \frac{1}{Z_C(\theta)} \nabla \sum_{x \in \mathcal{X}} \exp(\phi_\theta(x)) C(x) \\
&= \sum_{x \in \mathcal{X}} \frac{\exp(\phi_\theta(x)) C(x)}{Z_C(\theta)} \nabla \phi_\theta(x) \\
&= \sum_{x \in \mathcal{X}} P_\theta(x|C) \nabla \phi_\theta(x) \\
&= \mathbb{E}_{x \sim P_\theta(\tilde{x}|C)} (\nabla \phi_\theta(x))
\end{aligned} \tag{33}$$

## D Experiment Settings and Configurations

### D.1 Implementation Details

**Implementation of NELSON** The proposed sampler can be implemented with Numpy, Pytorch, or Jax. We further offer a “batch version” implementation, that draws a batch of samples in parallel on GPU. The batched sampler is useful for those tasks that require a huge number of samples to estimate the gradient with a small approximation error.

The sampler is involved with one hyper-parameter  $T_{tryout}$ . NELSON would terminate when it reaches  $T_{tryout}$  number of re-samples. This practice is commonly used to handle randomized programs that might run forever with a small probability.

**Implementation of Algorithm 2** We first use the Constraints  $\mathcal{C}$  and parameters  $\theta^t$  to build the current NELSON module. Then we draw  $m$  samples from NELSON module  $\{\tilde{x}^j\}_{j=1}^m$  and draw from dataset randomly  $m$  samples  $\{x^j\}_{j=1}^m$ . Continuing from that point, we compute the potential value from the two sets of inputs, i.e.,  $\{\phi_\theta(\tilde{x}^j)\}_{j=1}^m$  and  $\{\phi_\theta(x^j)\}_{j=1}^m$ . Pytorch would be slow if we compute each potential’s gradient sequentially. To bypass this problem, we instead compute the following:

$$\overline{\ell_C(\theta)} = \frac{1}{m} \sum_{j=1}^m \phi_\theta(x^j) - \frac{1}{m} \sum_{j=1}^m \phi_\theta(\tilde{x}^j). \tag{34}$$

Following that, we call the PyTorch library’s gradient function, which computes exactly

$$\nabla \overline{\ell_C(\theta)} = \nabla \left( \frac{1}{m} \sum_{j=1}^m \phi_\theta(x^j) - \frac{1}{m} \sum_{j=1}^m \phi_\theta(\tilde{x}^j) \right) = \frac{1}{m} \sum_{j=1}^m \nabla \phi_\theta(x^j) - \frac{1}{m} \sum_{j=1}^m \nabla \phi_\theta(\tilde{x}^j)$$

Note that  $\nabla \overline{\ell_C(\theta)}$  recovers the result in Equation (4). Finally, we update the parameters  $\theta$ . The proposed NELSON module and the neural network are computed on the same GPU device. This allows us to exploit the parallel computing power of modern GPUs and remove time for the data transfer from CPU to GPU or vice versa. See Figure 4 for a visualized overview of the implementation with Pytorch.

## D.2 Learn Random K-SAT Solutions with Preference

**Task Definition** We are given a training set  $\mathcal{D}$  containing some preferred assignments  $\mathcal{D} = \{x^j\}_{j=1}^N$  for the corresponding CNF formula  $c_1 \wedge \dots \wedge c_L$ . We require the CNF formula to be true. This means, by the definition of CNF formulas, that every clause has to be satisfied. These clauses become our set of constraints. Under the constrained MRF model, the learning task is to maximize the log-likelihood of the assignments seen in the training set  $\mathcal{D}$ . The inference task is to generate valid solutions from the learned model’s distribution (Dodaro and Previti 2019; Rosa, Giunchiglia, and O’Sullivan 2011).

**Dataset** We denote the Boolean variables’ size in  $K$ -SAT as the “problem size”. We consider several datasets of different problem sizes generated from CNFGen<sup>3</sup> (Lauria et al. 2017) random  $K$ -SAT functions.  $K$  is fixed as 5; number of variables and clauses are kept the same, ranging from 10 to 1500. We generate 100 different CNF formulas for every problem size. To generate the training set  $\mathcal{D}$ , we use the Glucose4 solver from PySAT<sup>4</sup> library (Ignatiev, Morgado, and Marques-Silva 2018) to generate 200 assignments randomly as the preferred assignments for every formula.

It should be pointed out that we don’t consider datasets like SATLIB and SAT competitions. It is mainly because these datasets are hard instances with a much larger input space but a limited number of solutions. NELSON would generally take exponential time to find these solutions, just like finding needles in a haystack. The other reasons are that using neural networks to learn these limited assignments is straight-forward, since we can simply hard-wire the network to memorize all the valid assignments. The main purpose of this work is letting a constrained MRF learn a representation for the underlying preference pattern, not creating a neural solver that can generate valid assignments for any CNF formula. Thus, we conform to the settings of the easy formula where obtaining valid solutions is easy.

## D.3 Learn Sink-Free Orientation in Undirected Graphs

**Task Definition** In graph theory, a *sink-free* orientation of a un-directed graph is a choice of orientation for each edge such that every vertex has at least one outgoing edge (Cohn, Pemantle, and Propp 2002). It has wide applications in robotics routing and IoT network configuration (Takahashi et al. 2009). The Constraints for this problem are that every vertex has at least one incoming edge after orientation. These constraints satisfy Condition 1.

**Notations** Let graph  $G(V, E)$  be an un-directed graph; its adjacency matrix  $A$  that represents graph connectivity is:

$$A_{ij} = \begin{cases} 1 & \text{If } (v_i, v_j) \in E \\ 0 & \text{otherwise} \end{cases} \quad (35)$$

A possible assignment for the orientation of every edge can be represented as a matrix  $x \in \{0, 1\}^{|V| \times |V|}$ :

$$x_{ij} = \begin{cases} 1 & \text{if the edge orientation is } v_i \rightarrow v_j \\ 0 & \text{otherwise} \end{cases} \quad (36)$$

In the constrained MRF model defined in Eq. (6), the potential function of one orientation of all edges is

$$\phi_\theta(x) = \sum_{i=1}^{|V|} \sum_{j=1}^{|V|} \theta_{ij} A_{ij} x_{ij}$$

A single constraint for vertex  $v_k$  is  $c_k(x) = \sum_{j=1}^n A_{k,j} x_{k,j}$ . The constraint function  $C(x)$  is defined as:  $\prod_{i=1}^n c_k(x)$ . In Algorithm 1 step 1, edge  $(v_i, v_j)$  will pick the orientation  $x_{ij}$  with probability:  $\frac{\exp(\theta_{ij} A_{ij} x_{ij})}{\exp(\theta_{ji} A_{ji} x_{ji}) + \exp(\theta_{ij} A_{ij} x_{ij})}$ .

## D.4 Learn Vehicle Delivery Routes

Given a set of locations to visit, the task is to generate a sequence to visit these locations in which each location is visited once and only once and the sequence closely resembles the trend presented in the training data. The training data are such routes collected in the past. The dataset is constructed from TSPLIB, which consists of 29 cities in Bavaria, Germany. In Fig. 3, we see NELSON can obtain samples of this delivery problem highly efficiently.

A possible travel plan can be represented as a matrix  $x \in \{0, 1\}^{|V| \times |V|}$ :

$$x_{ij} = \begin{cases} 1 & \text{if edge } v_i \rightarrow v_j \text{ is selected} \\ 0 & \text{otherwise} \end{cases} \quad (37)$$

<sup>3</sup><https://github.com/MassimoLauria/cnfgen>

<sup>4</sup><https://pysathq.github.io/>

The constraints are that every routing plan should visit every location once and only once.

Similarly, in the constrained MRF model defined in Eq. (6), the potential function of the vehicle routing plan is

$$\phi_{\theta}(x) = \sum_{i=1}^{|V|} \sum_{j=1}^{|V|} \theta_{ij} A_{ij} x_{ij}$$

## D.5 Detailed Baselines Configuration

In terms of sampling-based methods, we consider:

- Gibbs sampler (Carter and Kohn 1994), a special case of MCMC that is widely used in training MRF models. In each step, the Gibbs algorithm samples one dimension based on a conditional marginal distribution. We follow this implementation<sup>5</sup>.
- Weighted SAT samplers, including WAPS<sup>6</sup> (Gupta et al. 2019), WeightGen<sup>7</sup> (Chakraborty et al. 2014) and XOR sampler<sup>8</sup> (Ermon et al. 2013a; Ding and Xue 2021).
- Uniform SAT samplers, including UniGen<sup>9</sup> (Soos, Gocht, and Meel 2020), QuickSampler<sup>10</sup> (Dutra et al. 2018), CMS-Gen<sup>11</sup> (Golia et al. 2021) and KUS<sup>12</sup> (Sharma et al. 2018).

Currently, there are only GPU-based SAT solvers (Prevot, Soos, and Meel 2021; Mahmoud 2022) and model counters (Fichte, Hecher, and Zisser 2019), GPU-based SAT samplers are not available by far.

## D.6 Detailed Definition of Evaluation Metrics

In terms of evaluation metrics, we consider

- Training time per epoch. The average time for the whole learning method to finish one epoch with each sampler.
- Validness. The learned model is adopted to generate assignments and we evaluate the percentage of generated assignments that satisfy the CNF.
- Mean Averaged Precision (MAP@10). This is a ranking-oriented metric that can evaluate how close the learned MRF distribution is to the goal distribution. If the model learns the goal distribution in the training set, then it would assign a higher potential value to those assignments in the training set than all the rest unseen assignments. Based on this principle, we randomly pick two sets of inputs in those valid assignments: seen assignments from the training set and unseen assignments that are randomly generated. We use the value of factor potential  $\phi(x)$  to rank those assignments in ascending order. Next, we check how many preferred solutions can fall into the Top-10 by computing the following

$$\text{MAP@10} = \sum_{k=1}^{10} \frac{\#\text{preferred assignments among top-}k}{k}$$

- log-likelihood of assignments in the training set  $\mathcal{D}$ . The model that attains the highest log-likelihood learns the closest distribution to the training set. Specifically, given a training set  $\mathcal{D} = \{x^k\}_{k=1}^N$  and parameters  $\theta$ , the log-likelihood value is:

$$\log P_{\theta}(\mathcal{C}) = \frac{1}{N} \sum_{k=1}^N \phi_{\theta}(x^k) - \log Z_{\mathcal{C}}(\theta) \quad (38)$$

We use the ACE algorithm to compute the approximated value of  $\log Z_{\mathcal{C}}(\theta)$ <sup>13</sup>.

- Approximation Error of  $\nabla \log Z_{\mathcal{C}}(\theta)$ , that is the  $L_1$  distance between the exact gradient of  $\log Z_{\mathcal{C}}(\theta)$  in Eq. (4) and the empirical gradient from the sampler. For small problem sizes, we enumerate all  $x \in \mathcal{X}$  to get the exact gradient and draw samples  $\{\tilde{x}^j\}_{j=1}^m$  with  $m = 2000$  from every sampler for approximation.

$$\sum_{i=1}^n \left| \sum_{x \in \mathcal{X}} \frac{\exp\left(\sum_{j=1}^n \theta_j x_j\right) C(x)}{Z_{\mathcal{C}}(\theta)} x_i - \sum_{j=1}^m \tilde{x}_i^j \right|$$

For fixed parameter  $\theta$ , the best sampler would attain the smallest approximation error.

<sup>5</sup><https://github.com/Fading0924/BPChain-CD/blob/master/mrf.py>

<sup>6</sup><https://github.com/meelgroup/waps>

<sup>7</sup><https://bitbucket.org/kuldeepmeel/weightgen/src/master/>

<sup>8</sup><https://cs.stanford.edu/~ermon/code/srcPAWS.zip>

<sup>9</sup><https://github.com/meelgroup/unigen>

<sup>10</sup><https://github.com/RafaelTupynamba/quicksampler>

<sup>11</sup><https://github.com/meelgroup/cmsgen>

<sup>12</sup><https://github.com/meelgroup/KUS>

<sup>13</sup><http://reasoning.cs.ucla.edu/ace/moreInformation.html>

## D.7 Hyper-parameter Settings

In the implementation of NELSON, we set the maximum tryout of resampling as  $T_{tryout} = 1000$  for all the experiments and all the datasets.

For the hyper-parameters used in learning the constrained MRF, we set the number of samples from the model to be  $m = 200$ , the learning rate  $\eta$  is configured as 0.1 and the total learning iterations are  $T_{max} = 1000$ .