

# Federated deep clustering with GAN-based data synthesis

Jie Yan<sup>a</sup>, Jing Liu<sup>a</sup>, Ji Qi<sup>a</sup>, Zhong-Yuan Zhang<sup>a,\*</sup>

<sup>a</sup>*School of Statistics and Mathematics,  
Central University of Finance and Economics, Beijing, P.R.China*

---

## Abstract

Clustering has been extensively studied in centralized settings, but relatively unexplored in federated ones that data are distributed among multiple clients and can only be kept local at the clients. The necessity to invest more resources in improving federated clustering methods is twofold: 1) The performance of supervised federated learning models can benefit from clustering. 2) It is non-trivial to extend centralized ones to perform federated clustering tasks. In centralized settings, various deep clustering methods that perform dimensionality reduction and clustering jointly have achieved great success. To obtain high-quality cluster information, it is natural but non-trivial to extend these methods to federated settings. For this purpose, we propose a simple but effective federated deep clustering method. It requires only one communication round between the central server and clients, can run asynchronously, and can handle device failures. Moreover, although most studies have highlighted adverse effects of the non-independent and identically distributed (non-IID) data across clients, experimental results indicate that the proposed method can significantly benefit from this scenario.

*Keywords:* Federated deep clustering, non-IID, data synthesis, GAN

---

## 1. Introduction

The dramatic progress of machine learning in the past decades partly benefited from the availability of high-quality and sufficient data. In the tra-

---

\*Corresponding author

*Email address:* zhyuanzh@gmail.com (Zhong-Yuan Zhang)

ditional (centralized) learning protocol, we assume that data are stored on a central server, where models are trained. However, in practice, the data may initially be distributed among millions of client devices (like smartphones), and may be not available to the central server due to privacy constraints. To handle this, a new learning protocol called federated learning was proposed [1], which aims to collaboratively train a global model by fusing multiple local models trained on client devices without sharing private data. As people become more aware of their own privacy, this protocol also grows in popularity, which has been applied to plentiful usecases, e.g. vehicular networks [2], smart manufacturing [3], smart healthcare [4], etc.

As one of the most fundamental tasks in machine learning, clustering has been extensively studied in centralized settings, but relatively unexplored in federated ones. The necessity to invest more time and resources in improving clustering methods in federated settings is twofold: 1) The performance of supervised federated learning models can benefit from clustering [5, 6, 7, 8, 9, 10]. In practice, the local data across clients may be non-independent and identically distributed (non-IID) due to different client preferences or different client purposes. Such a non-IID problem can degrade the model performance and slow down the convergence [11]. To solve this, it is more natural to simultaneously train multiple global models based on client clustering [5, 6] or data clustering [7, 8, 9, 10] than training only one global model. For client clustering, it makes a client-level assumption that each client may come from a specific distribution. Thus, the clients within the same cluster should be used to train a specific global model collaboratively. However, the samples within a single client may also come from different distribution. Hence, the sample-level assumption in data clustering may be more reasonable. The goal of data clustering, also known as **federated clustering**, is to cluster data based on a global similarity measure while keeping all data local at the clients [9]. 2) It is not trivial to extend centralized clustering methods to perform federated clustering tasks, since the local data may be insufficient to group itself correctly and the similarity among samples across clients cannot be measured directly due to privacy constraints [9, 10].

In centralized settings, various **deep clustering** [12] methods, which aim to jointly perform dimensionality reduction and clustering, have been proposed and have achieved great success. To recover the true cluster more effectively in federated settings, it is natural to embed these methods into the federated averaging (FedAvg) [1] framework, which is the most popular feder-

ated learning framework. Specifically, one can train a global deep clustering model by averaging the parameters of multiple local ones trained on the client devices. However, this approach may be ineffective and communication-inefficient due to the non-IID problem. To circumvent this, the federated clustering framework called synthetic data aided federated clustering (SDA-FC) [10] provided a key insight that given a federated dataset, the non-IID level measures the heterogeneity degree among local data distributions and it is independent of the global one. Hence, the model performance may be immune to the non-IID problem if we can construct a good approximation of global data. Motivated by this, we propose a simple but effective federated deep clustering method by embedding the deep clustering network (DCN) model [13] into the SDA-FC framework, which is called **synthetic data aided federated deep clustering (SDA-FDC)**. Note that the DCN model in SDA-FDC does not require the use of any real samples during training. Moreover, although most studies have highlighted adverse effects of the non-IID data across clients, experimental results indicate that the proposed method can significantly benefit from this scenario over considered image datasets. When the local data across clients are completely non-IID, the proposed approach even outperforms the DCN in the centralized setting by a big margin.

In addition to the non-IID problem, some other unique challenges of federated learning (e.g. expensive communication, systems heterogeneity and privacy concerns) can also complicate analyses, and lead to model inefficiency, model ineffectiveness, device failures and deep data leakage [14]. But fortunately, the proposed method inherits many good properties of SDA-FC, i.e. it also requires only one communication round between the central server and clients, can run asynchronously, and can handle device failures. For the deep leakage problem, we leave it for future work. For SDA-FDC, it outperforms the state-of-the-art baseline by a big margin. For example, on the dataset MNIST, it outperforms the baseline by at least 13 percent based on NMI in all considered scenarios.

The rest of this paper is organized as follows: Sect. 2 reviews some representative methods in centralized clustering and federated clustering, respectively. Following that, Sect. 3 first introduces some preliminaries about GAN and deep clustering, and then proposes a new federated deep clustering method. Sect. 4 reveals the advantages of the proposed method. Finally, this paper is concluded in Sect. 5.

## 2. Related Work

In this section, we will review some representative methods in centralized clustering and federated clustering, respectively.

### 2.1. Centralized clustering

As one of the most fundamental tasks in machine learning, clustering has been extensively studied in centralized settings. Among various clustering methods, K-means [15] still remains popular due to its simplicity and effectiveness, although it has been proposed for several decades. It is suitable for clustering spherical data that datapoints are evenly distributed around  $K$  centroids, but the original data structure of many real datasets may be not 'K-means-friendly'.

To handle this, much effort has been made to map high-dimensional data from the original space to the latent one that is a much lower dimensional space and more suitable for performing K-means. For example, better clustering results can be obtained by introducing an additional dimensionality reduction pre-processing before clustering [16, 17]. However, the reduced-dimension data may not be naturally suitable for clustering since the pre-processing step and clustering step are separated. In [18, 19, 20], these two steps are optimized jointly. The basic idea of them is that original data is transformed from the latent space that has a low K-means cost. This means that the K-means cost can be used as a prior to prompt the dimensionality reduction step to produce more K-means-friendly representations. As a result, the clustering performance are further improved. However, they assume original data is transformed from the latent space via a simple linear transformation, which cannot handle more complex cases. Thus, a joint non-linear dimensionality reduction and K-means method was proposed, which is dubbed as deep clustering network (DCN) [13] and the basic idea of it is illustrated in Fig. 1. More details about DCN will be introduced later.

These progresses partly benefit from the availability of sufficient data. In centralized settings, we assume that the data are stored on a central server centrally, where models are trained. However, in federated settings, the data may initially be distributed among millions of client devices (like smartphones), and may be not available to the central server due to privacy constraints. To handle this, few federated clustering methods were proposed, and they will be reviewed in the next section.

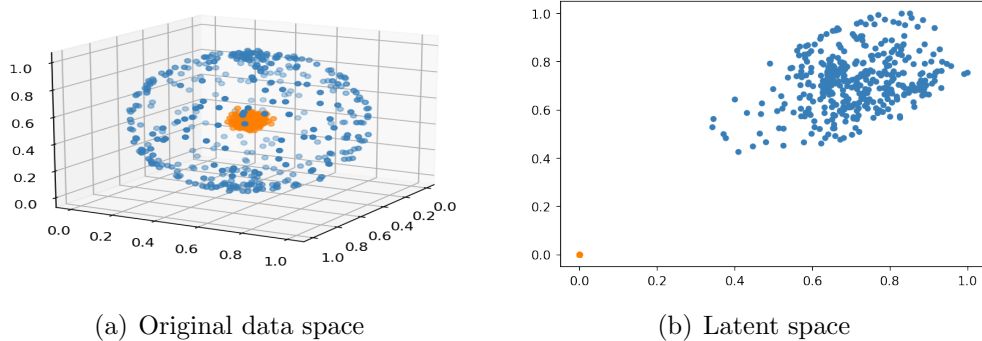


Figure 1: A toy example to illustrate the basic idea of DCN [13]. Each color corresponds to a class. In the original data space, K-means is difficult to recover the true clusters, but it is easy to do so in the latent space.

## 2.2. Federated clustering

For federated clustering, the goal of it is to cluster data based on a global similarity measure without sharing private data. It is a very challenging task to handle since we cannot measure the similarity of samples across clients due to privacy constraints.

To circumvent this challenge, two similar K-means-based methods k-FED [7] and synthetic data aided federated clustering with K-means (SDA-FC-KM) [10] were proposed. The basic idea of them is similar, the global similarity information can be stored in  $K$  global cluster centroids. For k-FED, each client can generate several local cluster centroids by running K-means on the local data. Then, all of them are sent to the central server, and  $K$  global cluster centroids can be constructed by running K-means on the received local centroids. Although k-FED has extended K-means to the federated settings successfully, the clustering performance of it can be sensitive to different non-IID levels [10]. Actually, the non-IID level measures the heterogeneity degree among local data distributions and it is independent of the global one. Thus, the model performance may be immune to the non-IID levels if we can construct a good approximation of global data. Motivated by this, **synthetic data aided federated clustering (SDA-FC)** was proposed by us in [10], which is a federated clustering framework with GAN-based data synthesis. It consists of two main steps: global synthetic data construction and cluster assignment. For the global synthetic data construction, the goal of it is to construct a global synthetic dataset using multiple local GANs [21] trained

on local data. For the cluster assignment, it aims to construct  $K$  global cluster centroids by combining with centralized clustering methods. In [10], we combined SDA-FC with K-means, leading to the method SDA-FC-KM. And the experimental results indicate that SDA-FC-KM can be insensitive to different non-IID levels. However, it still suffers from the limitation of K-means, i.e. it cannot handle non-spherical data effectively.

As discussed in Sect. 2.1, DCN can enable K-means to handle non-spherical data more effectively in centralized settings, but it has not been explored in federated settings. For this purpose, we propose a new federated deep clustering method by embedding DCN into the SDA-FC framework, which is called **synthetic data aided federated deep clustering (SDA-FDC)**. Note that it inherits many good properties of SDA-FC, i.e. it also requires only one communication round, can run asynchronously, and can handle device failures. The details of the proposed method will be introduced in the next section.

### 3. Synthetic Data Aided Federated Deep Clustering (SDA-FDC)

In this section, we first introduce some preliminaries. Then, we propose a new federated deep clustering method with GAN-based data synthesis, which is called synthetic data aided federated deep clustering (SDA-FDC).

#### 3.1. Preliminaries

##### 3.1.1. Generative adversarial network (GAN)

GAN has shown great success in various generative tasks, such as image generation [22], image super-resolution [23], image completion [24] etc. The vanilla GAN [21] comprises two networks: the generator and discriminator. The goal of generator is to generate some synthetic samples to fool the discriminator, and that of discriminator is to distinguish synthetic samples from real ones. The game ends when the discriminator fails to recognize the synthetic samples. This means the real data distribution has been learned by the generator and the model achieves the theoretical global optimum. The objective function of the model is defined as:

$$\min_G \max_D \mathbf{E}_{z \sim \mathcal{N}} \log(1 - D(G(z))) + \mathbf{E}_{x \sim p_r} \log(D(x)), \quad (1)$$

where  $G$  is the generator that inputs a noise  $z$  and outputs a synthetic sample,  $\mathcal{N}$  is Gaussian distribution,  $D$  is the discriminator that inputs a sample and

outputs a scalar to tell the synthetic samples from the real ones, and  $p_r$  is the distribution of real data.

However, the theoretical global optimum of GAN is difficult to reach due to the notoriously unstable adversarial training. And such a training problem can lead to mode collapses [25], which behaves synthetic samples are both high quality and low diversity and means only part of the characteristics of real data have been captured by the model. In [26], the authors introduced an additional categorical variable to the input of the generator. With the additional discrete variable, the synthetic data on the latent space shows a clearer cluster structure and this implies that the synthetic samples are more diverse. Here, we also use a mixture of discrete and continuous variables as the input of the generator to alleviate the mode collapses. The new objective function of GAN is defined as:

$$\min_G \max_D \mathbf{E}_{k \sim \mathcal{U}} \mathbf{E}_{z \sim \mathcal{N}} \log(1 - D(G(e_k, z))) + \mathbf{E}_{x \sim p_r} \log(D(x)), \quad (2)$$

where  $\mathcal{U}$  is a uniform random distribution with the lowest value 1 and the highest value  $K$ , and  $e_k$  is a one-hot vector with the  $k$ -th element being 1.

### 3.1.2. Deep clustering network (DCN)

To enable K-means to handle non-spherical data more effectively in centralized settings, Yang et al. [13] proposed a ‘K-means-friendly’ method by optimizing dimensionality reduction and K-means jointly, which is dubbed as deep clustering network (DCN).

For DCN, the dimensionality reduction is accomplished via training a stacked autoencoder (SAE) [27], which comprises two networks: the encoder and decoder. The encoder aims to map the original data to a latent (low-dimensional) space that is more suitable for performing K-means, and the decoder aims to reconstruct the original data from the low-dimensional representations of them. A good SAE in DCN is expected to reconstruct the input data without losing any information and the low-dimensional representations are more suitable for performing K-means. Hence, the objective function of DCN can be defined as:

$$\min_{f_e, f_d, C, \{s_i\}} \sum_{i=1}^N \left( \|x_i - f_d(f_e(x_i))\|_2^2 + \frac{\lambda}{2} \|f_e(x_i) - C s_i\|_2^2 \right), \quad (3)$$

where  $f_e$  is the encoder that inputs a sample and outputs a low-dimensional representation of it,  $f_d$  is the decoder that inputs a low-dimensional representation and outputs a reconstructed sample,  $C$  is the representation matrix of

cluster centroids and each column of it corresponds a cluster centroid,  $s_i$  is the hard assignment vector of  $x_i$  and it is a one-hot vector,  $\lambda$  is a hyperparameter for balancing the reconstruction loss and the clustering loss. Actually, it is very challenging to handle the problem (3) since the hard assignment vector  $s_i$  is discrete and it cannot be solved by the commonly used stochastic gradient descent (SGD) algorithm. To handle this, the authors[13] designed an alternating stochastic optimization algorithm to solve the subproblems w.r.t. one of  $f_e$ ,  $f_d$  and  $C$ ,  $\{s_i\}$  while keeping the other two sets of variables fixed; see details in [13].

Although DCN enables K-means to handle non-spherical data more effectively in centralized settings, it has not been explored in the federated ones. In this work, we will explore the effectiveness of DCN in federated settings.

### 3.2. Synthetic Data Aided Federated Deep Clustering (SDA-FDC)

To extend DCN to the federated setting, a straightforward approach is to embed it into the Federated Averaging (FedAvg) [1] framework, i.e. one can train a global DCN model by averaging the parameters of local DCN models trained on the client devices. However, this approach may be ineffective and communication-inefficient due to the non-IID problem. To circumvent this, the federated clustering framework SDA-FC [10] provided a key insight that given a federated dataset, the non-IID level measures the heterogeneity degree among local data distributions and it is independent of the global one. Hence, the model performance may be immune to the non-IID problem if we can construct a good approximation of global data. And this framework is highly communication-efficient since it requires only one communication round between the central server and the clients.

Motivated by this, we propose a simple but effective federated deep clustering method by embedding DCN into the SDA-FC framework, which is called synthetic data aided federated deep clustering (SDA-FDC). It consists of two main steps: global synthetic data construction and cluster assignment. The details are given below.

#### 3.2.1. Global synthetic data construction

Given a real world dataset  $X$  that distributed among  $M$  clients, i.e.  $X = \bigcup_{i=1}^M X^{(i)}$ . Firstly, the central server initializes a GAN model and sends it to each client. Then, client  $i$  ( $i = 1, 2, \dots, M$ ) trains the received model with the local data  $X^{(i)}$ , and sends the trained generator  $G^{(i)}$  and the size of  $X^{(i)}$  to the central server. Finally, the central server uses  $G^{(i)}$  to generate



Table 1: Description of datasets.

| Dataset       | Type        | Size  | Image size/Features | Class |
|---------------|-------------|-------|---------------------|-------|
| MNIST         | grey image  | 70000 | $28 \times 28$      | 10    |
| Fashion-MNIST | grey image  | 70000 | $28 \times 28$      | 10    |
| CIFAR-10      | color image | 60000 | $32 \times 32$      | 10    |
| STL-10        | color image | 13000 | $96 \times 96$      | 10    |
| Pendigits     | time series | 10992 | 16                  | 10    |

a dataset  $\hat{X}^{(i)}$  of the same size as  $X^{(i)}$ , and merges all generated datasets to construct the global synthetic dataset  $\hat{X}$ , i.e.  $\hat{X} = \bigcup_{i=1}^M \hat{X}^{(i)}$ .

### 3.2.2. Cluster assignment

Firstly, the central server trains a DCN model with the global synthetic dataset  $\hat{X}$ , and sends the trained encoder  $f_e$  and the learned representation matrix of cluster centroids  $C$  to each client. Then, each local sample can be labeled by solving the problem:

$$\arg \min_{k=\{1, \dots, K\}} \|f_e(x) - c_k\|_2, \quad (4)$$

where  $c_k$  is the  $k$ -th column of  $C$  and it denotes the  $k$ -th cluster centroid.

## 4. Experimental results

In this section, we showcase the effectiveness of SDA-FDC on several datasets with different non-IID scenarios.

### 4.1. Experimental Settings

For federated clustering, universal experimental settings are still lacking due to the complexity of this task itself. Here, we use the same settings as in [10].

Specifically: 1) As shown in Table 1, four image datasets MNIST, Fashion-MNIST, CIFAR-10 [28] and STL-10 [29], and a time series dataset Pendigits

[30] are selected for comprehensive analysis. For each dataset, we construct  $K$  clients by partitioning it into  $K$  smaller subsets, and simulate different federated scenarios by scaling **the non-IID level**  $p$  in clients, where  $K$  is the true number of clusters. For a client with  $S$  datapoints, we sample the first  $p \cdot S$  datapoints from a single cluster, and the remaining  $(1 - p) \cdot S$  ones from any cluster at random. Extremely, the IID scenario can be simulated by setting  $p$  to 0, and the completely non-IID scenario can be simulated by setting  $p$  to 1. 2) In SDA-FDC, all networks are trained with Adam Optimizer [31].

Moreover, to avoid unrealistic tuning, we use the same stacked autoencoder (SAE) architecture in all experiments. The SAE architecture is very simple and the forward network of it has only 3 hidden layers which have 500, 500, 2000 neurons, respectively. The reconstruction network has a symmetric structure and the code layer has 10 neurons. The code will be made available.

#### 4.2. Effectiveness analysis of SDA-FDC

To validate the effectiveness of the joint dimensionality reduction and k-means clustering method in the federated scenarios, a state-of-the-art clustering method without dimensionality reduction and a constructed one with a two-stage cluster assignment are used as baselines. For the former, the synthetic data aided federated clustering with K-means (SDA-FC-KM) method [10] is selected. For the latter, we perform an ablation operation for the proposed method SDA-FDC to construct a new baseline, which performs dimensionality reduction and K-means clustering separately. We call this constructed baseline SDA-FDC (disjoint). Moreover, to sense the effect of privacy constraints on clustering performance, we also report numerical results for K-means and deep clustering network (DCN) in the centralized scenarios, dubbed as KM\_central and DCN\_central respectively.

The numerical results based on NMI [32] and Kappa [33] are shown in Table 2 and Table 3. One can see that: 1) Both metrics indicate that dimensionality reduction can improve clustering performance significantly, and it can be further improved by the joint dimensionality reduction and K-means clustering method. In the case of the dataset MNIST with  $p = 1$ , SDA-FDC (disjoint) and SDA-FDC improve SDA-FC-KM by about 0.23 and 0.31 based on NMI respectively! And those based on Kappa are about 0.25 and 0.29 respectively! 2) Although most studies have highlighted adverse effects of the non-IID data across clients, experimental results indicate that the proposed

Table 2: NMI of clustering methods across different federated scenarios. For each comparison, the best result is highlighted in boldface.

| Dataset       | $p$  | KM_central | DCN_central | SDA-FC-KM     | SDA-FDC (disjoint) | SDA-FDC       |
|---------------|------|------------|-------------|---------------|--------------------|---------------|
| MNIST         | 0.0  |            |             | 0.5133        | 0.6026             | <b>0.6582</b> |
|               | 0.25 |            |             | 0.5033        | 0.5883             | <b>0.6392</b> |
|               | 0.5  | 0.5304     | 0.8009      | 0.5118        | 0.6065             | <b>0.6721</b> |
|               | 0.75 |            |             | 0.5196        | 0.6657             | <b>0.7433</b> |
|               | 1.0  |            |             | 0.5273        | 0.7572             | <b>0.8353</b> |
| Fashion-MNIST | 0.0  |            |             | 0.5947        | 0.5725             | <b>0.6091</b> |
|               | 0.25 |            |             | <b>0.6052</b> | 0.5519             | 0.5975        |
|               | 0.5  | 0.6070     | 0.6391      | <b>0.6063</b> | 0.5384             | 0.5784        |
|               | 0.75 |            |             | 0.6077        | 0.5696             | <b>0.6103</b> |
|               | 1.0  |            |             | 0.6065        | 0.6255             | <b>0.6467</b> |
| CIFAR-10      | 0.0  |            |             | 0.0823        | 0.1151             | <b>0.1165</b> |
|               | 0.25 |            |             | 0.0835        | 0.1166             | <b>0.1185</b> |
|               | 0.5  | 0.0871     | 0.1260      | 0.0838        | 0.1185             | <b>0.1237</b> |
|               | 0.75 |            |             | 0.0864        | <b>0.1157</b>      | 0.1157        |
|               | 1.0  |            |             | 0.0856        | <b>0.1337</b>      | 0.1318        |
| STL-10        | 0.0  |            |             | <b>0.1470</b> | 0.1318             | 0.1318        |
|               | 0.25 |            |             | <b>0.1511</b> | 0.1449             | 0.1501        |
|               | 0.5  | 0.1532     | 0.1718      | <b>0.1498</b> | 0.1469             | 0.1432        |
|               | 0.75 |            |             | 0.1441        | 0.1545             | <b>0.1590</b> |
|               | 1.0  |            |             | 0.1477        | 0.1588             | <b>0.1629</b> |
| Pendigits     | 0.0  |            |             | 0.6972        | 0.6663             | <b>0.7201</b> |
|               | 0.25 |            |             | 0.6796        | 0.6618             | <b>0.7054</b> |
|               | 0.5  | 0.6877     | 0.7409      | 0.6661        | 0.6852             | <b>0.7161</b> |
|               | 0.75 |            |             | 0.6734        | 0.7057             | <b>0.7472</b> |
|               | 1.0  |            |             | 0.5172        | <b>0.5927</b>      | 0.5627        |
| Avg (rank)    | -    | -          | -           | 2.44          | 2.14               | 1.4           |

method can significantly benefit from this scenario over considered image datasets. When the local data across clients are completely non-IID (i.e.,  $p = 1$ ), the proposed approach even outperforms the DCN in the centralized setting by a big margin. 2) In many comparisons, the two metrics give different ranks. The NMI values indicate that the joint dimensionality reduction and k-means clustering method can further improve performance in most cases, but the Kappa values indicate that the performance of SDA-FDC is overestimated and sometimes even regress. Although Kappa discourages the proposed method, we must honestly point out that it is a more reliable metric than NMI. As shown in Fig. 2, there are two partitions  $\pi^{(1)}$  and  $\pi^{(2)}$

Table 3: Kappa of clustering methods across different federated scenarios. For each comparison, the best result is highlighted in boldface.

| Dataset       | $p$  | KM_central | DCN_central | SDA-FC-KM     | SDA-FDC (disjoint) | SDA-FDC       |
|---------------|------|------------|-------------|---------------|--------------------|---------------|
| MNIST         | 0.0  |            |             | 0.4977        | 0.6065             | <b>0.6134</b> |
|               | 0.25 |            |             | 0.4781        | <b>0.5848</b>      | 0.5773        |
|               | 0.5  | 0.4786     | 0.7699      | 0.4884        | 0.5862             | <b>0.6007</b> |
|               | 0.75 |            |             | 0.4926        | 0.6508             | <b>0.6892</b> |
|               | 1.0  |            |             | 0.5000        | 0.7480             | <b>0.7884</b> |
| Fashion-MNIST | 0.0  |            |             | 0.4640        | <b>0.4918</b>      | 0.4857        |
|               | 0.25 |            |             | <b>0.4763</b> | 0.4380             | 0.4721        |
|               | 0.5  | 0.4778     | 0.5186      | <b>0.4826</b> | 0.4336             | 0.4552        |
|               | 0.75 |            |             | <b>0.4774</b> | 0.4625             | 0.4774        |
|               | 1.0  |            |             | 0.4825        | <b>0.5794</b>      | 0.5745        |
| CIFAR-10      | 0.0  |            |             | 0.1275        | <b>0.1488</b>      | 0.1426        |
|               | 0.25 |            |             | 0.1275        | <b>0.1458</b>      | 0.1400        |
|               | 0.5  | 0.1347     | 0.1599      | 0.1307        | 0.1422             | <b>0.1443</b> |
|               | 0.75 |            |             | 0.1360        | <b>0.1412</b>      | 0.1358        |
|               | 1.0  |            |             | 0.1341        | <b>0.1612</b>      | 0.1499        |
| STL-10        | 0.0  |            |             | 0.1533        | <b>0.1579</b>      | 0.1557        |
|               | 0.25 |            |             | 0.1448        | 0.1578             | <b>0.1611</b> |
|               | 0.5  | 0.1550     | 0.1909      | 0.1377        | <b>0.1695</b>      | 0.1415        |
|               | 0.75 |            |             | 0.1513        | 0.1762             | <b>0.1813</b> |
|               | 1.0  |            |             | 0.1527        | 0.1832             | <b>0.1868</b> |
| Pendigits     | 0.0  |            |             | <b>0.7444</b> | 0.7358             | 0.6908        |
|               | 0.25 |            |             | 0.7304        | 0.7283             | <b>0.7466</b> |
|               | 0.5  | 0.6523     | 0.7489      | 0.6149        | <b>0.7277</b>      | 0.6916        |
|               | 0.75 |            |             | 0.6228        | 0.7542             | <b>0.7774</b> |
|               | 1.0  |            |             | 0.5063        | <b>0.5724</b>      | 0.3929        |
| Avg (rank)    | -    | -          | -           | 2.56          | 1.72               | 1.72          |

obtained by SDA-FC-KM and SDA-FDC, respectively. Obviously, the label distribution of  $\pi^{(1)}$  is obviously more close to the ground-truth one. However, the NMI of  $\pi^{(1)}$  and  $\pi^{(2)}$  are 0.5172 and 0.5627 respectively, which is unreasonable. On the contrary, the rank obtained by Kappa is more reasonable, 0.5063 for  $\pi^{(1)}$  and 0.3929 for  $\pi^{(2)}$ . A more comprehensive discussion and more evidence of the disadvantages of NMI can be found in [33, 34, 10]. 3) We further narrow the gap between federated clustering and centralized clustering by a big margin.

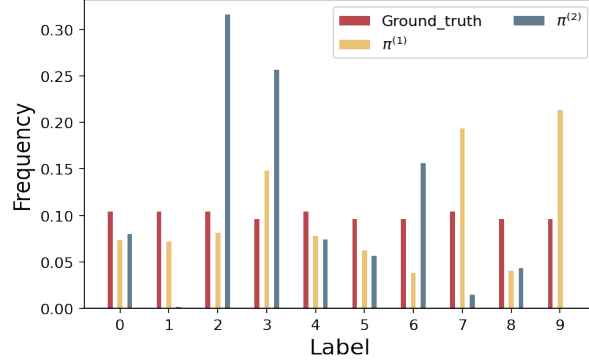


Figure 2: The label distribution of different partitions on the dataset Pendigits with  $p = 1$ .  $\pi^{(1)}$  and  $\pi^{(2)}$  are two clustering results obtained by SDA-FC-KM and SDA-FDC, respectively.

#### 4.3. Dimensionality reduction

Although we have validated that dimensionality reduction is beneficial to clustering performance, an intuitive understanding of how it works in the clustering process is still lacking. Hence, we visualize the data distribution in the original and latent data space using t-SNE [35] in Fig. 3. From the figure, one can see that: 1) The cluster structure in the original data space is already quite apparent. However, there are still many datapoints of different categories mixed within the same cluster or at the edges of different clusters. 2) This problem can be alleviated by SDA-FDC (disjoint) and further alleviated by SDA-FDC. This is why SDA-FDC achieves the best clustering performance.

#### 4.4. Sensitivity analysis of clustering performance to device failures

During the training process, some client devices may lose connection with the server due to wireless network fluctuations, energy constraints, etc. Consequently, some specific data characteristics of the failed devices may be lost, resulting in poor and unrobust performance. Hence, it is critical for a federated model to anticipate that only part of the devices can participate in model training and be robust to device failures.

To simulate different disconnected scenarios, following [10], we define **disconnection rate** that measures how much the percentage of the failed devices among all devices. In all disconnected scenarios, following [14], the federated model simply ignores the failed devices and continues training with the




Figure 3: t-SNE visualization on the dataset MNIST with the non-IID level  $p = 1$ . Each color corresponds one client.

remaining ones. As shown in Fig. 4, one can observe that: 1) The proposed method is almost always superior to SDA-FC-KM by a big margin. 2) The sensitivity of clustering performance to device failures is positively correlated with the non-IID level  $p$ . The reason is that the larger  $p$  is, the smaller the mutual substitutability of data characteristics across devices (extremely, it is zero when  $p = 1$ ). As a result, device failures will adversely affect clustering performance more severely as  $p$  increases.

In summary: 1) Dimensionality reduction can improve clustering performance significantly, and it can be further improved by the joint dimension-

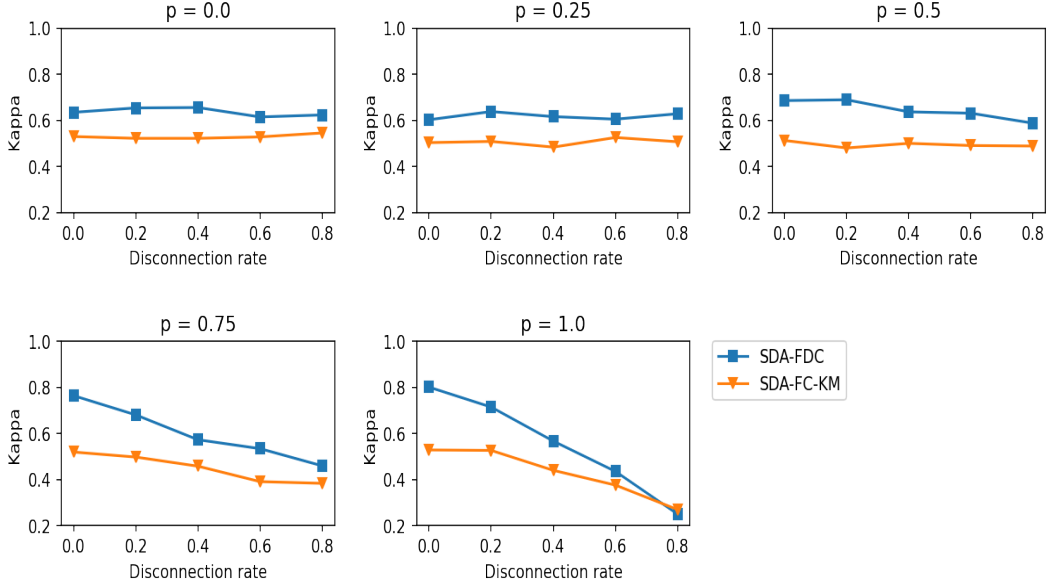


Figure 4: The relations between the clustering performance and the device failures on the dataset MNIST.

ality reduction and k-means clustering method. 2) The proposed method can significantly benefit from non-IID data. 3) The proposed method outperforms SDA-FC-KM by a big margin. 4) Kappa is a more reliable metric than NMI. 5) The sensitivity of clustering performance to device failures is positively correlated with the heterogeneity level  $p$ .

## 5. Conclusion

In this work, we propose a simple but effective federated deep clustering method with GAN-based data synthesis, SDA-FDC. It outperforms the state-of-the-art baseline by a big margin. For example, on the dataset MNIST, it outperforms the baseline by at least 13 percent based on NMI in all considered scenarios. Moreover, although most studies have highlighted adverse effects of the non-IID data across clients, experimental results indicate that the proposed method can significantly benefit from this scenario.

In the proposed method, the constructed global synthetic dataset may not be naturally suitable for clustering since the global synthetic data construction step and cluster assignment step are separated. An end-to-end

framework that perform these two steps jointly may be an interesting problem for future work. Last but not least, increasing evidence indicate that Kappa is a more reliable metric than NMI. To evaluate the clustering performance more accurately, one should use Kappa rather than NMI.

## References

- [1] B. McMahan, E. Moore, D. Ramage, S. Hampson, B. A. y Arcas, Communication-efficient learning of deep networks from decentralized data, in: Artificial intelligence and statistics, PMLR, 2017, pp. 1273–1282.
- [2] J. Posner, L. Tseng, M. Aloqaily, Y. Jararweh, Federated learning in vehicular networks: opportunities and solutions, IEEE Network 35 (2) (2021) 152–159.
- [3] I. Kevin, K. Wang, X. Zhou, W. Liang, Z. Yan, J. She, Federated transfer learning based cross-domain prediction for smart manufacturing, IEEE Transactions on Industrial Informatics 18 (6) (2021) 4088–4096.
- [4] D. C. Nguyen, Q.-V. Pham, P. N. Pathirana, M. Ding, A. Seneviratne, Z. Lin, O. Dobre, W.-J. Hwang, Federated learning for smart healthcare: A survey, ACM Computing Surveys (CSUR) 55 (3) (2022) 1–37.
- [5] A. Ghosh, J. Chung, D. Yin, K. Ramchandran, An efficient framework for clustered federated learning, Advances in Neural Information Processing Systems 33 (2020) 19586–19597.
- [6] E. L. Zec, E. Eklom, M. Willbo, O. Mogren, S. Girdzijauskas, Decentralized adaptive clustering of deep nets is beneficial for client collaboration, arXiv preprint arXiv:2206.08839 (2022).
- [7] D. K. Dennis, T. Li, V. Smith, Heterogeneity for the win: One-shot federated clustering, in: International Conference on Machine Learning, PMLR, 2021, pp. 2611–2620.
- [8] J. Chung, K. Lee, K. Ramchandran, Federated unsupervised clustering with generative models, in: AAAI 2022 International Workshop on Trustable, Verifiable and Auditable Federated Learning, 2022.



- [9] M. Stallmann, A. Wilbik, Towards federated clustering: A federated fuzzy  $c$ -means algorithm (ffcm), in: AAAI 2022 International Workshop on Trustable, Verifiable and Auditable Federated Learning, 2022.
- [10] J. Yan, J. Liu, J. Qi, Z.-Y. Zhang, Federated clustering with gan-based data synthesis, arXiv preprint arXiv:2210.16524 (2022).
- [11] H. Zhu, J. Xu, S. Liu, Y. Jin, Federated learning on non-iid data: A survey, *Neurocomputing* 465 (2021) 371–390.
- [12] S. Zhou, H. Xu, Z. Zheng, J. Chen, J. Bu, J. Wu, X. Wang, W. Zhu, M. Ester, et al., A comprehensive survey on deep clustering: Taxonomy, challenges, and future directions, arXiv preprint arXiv:2206.07579 (2022).
- [13] B. Yang, X. Fu, N. D. Sidiropoulos, M. Hong, Towards k-means-friendly spaces: Simultaneous deep learning and clustering, in: international conference on machine learning, PMLR, 2017, pp. 3861–3870.
- [14] T. Li, A. K. Sahu, A. Talwalkar, V. Smith, Federated learning: Challenges, methods, and future directions, *IEEE Signal Processing Magazine* 37 (3) (2020) 50–60.
- [15] J. MacQueen, Classification and analysis of multivariate observations, in: 5th Berkeley Symp. Math. Statist. Probability, 1967, pp. 281–297.
- [16] W. Xu, X. Liu, Y. Gong, Document clustering based on non-negative matrix factorization, in: Proceedings of the 26th annual international ACM SIGIR conference on Research and development in informaion retrieval, 2003, pp. 267–273.
- [17] D. Cai, X. He, J. Han, Locally consistent concept factorization for document clustering, *IEEE Transactions on Knowledge and Data Engineering* 23 (6) (2010) 902–913.
- [18] G. D. Soete, J. D. Carroll, K-means clustering in a low-dimensional euclidean space, in: New approaches in classification and data analysis, Springer, 1994, pp. 212–219.
- [19] V. M. Patel, H. Van Nguyen, R. Vidal, Latent space sparse subspace clustering, in: Proceedings of the IEEE international conference on computer vision, 2013, pp. 225–232.

- [20] B. Yang, X. Fu, N. D. Sidiropoulos, Learning from hidden traits: Joint factor analysis and latent clustering, *IEEE Transactions on Signal Processing* 65 (1) (2016) 256–269.
- [21] I. Goodfellow, J. Pouget-Abadie, M. Mirza, B. Xu, D. Warde-Farley, S. Ozair, A. Courville, Y. Bengio, Generative adversarial nets, *Advances in neural information processing systems* 27 (2014).
- [22] M. Liu, Q. Li, Z. Qin, G. Zhang, P. Wan, W. Zheng, Blendgan: implicitly gan blending for arbitrary stylized face generation, *Advances in Neural Information Processing Systems* 34 (2021) 29710–29722.
- [23] Y. Shi, L. Han, L. Han, S. Chang, T. Hu, D. Dancey, A latent encoder coupled generative adversarial network (le-gan) for efficient hyperspectral image super-resolution, *IEEE Transactions on Geoscience and Remote Sensing* 60 (2022) 1–19.
- [24] H. Liu, Z. Wan, W. Huang, Y. Song, X. Han, J. Liao, Pd-gan: Probabilistic diverse gan for image inpainting, in: *Proceedings of the IEEE/CVF Conference on Computer Vision and Pattern Recognition*, 2021, pp. 9371–9381.
- [25] L. Metz, B. Poole, D. Pfau, J. Sohl-Dickstein, Unrolled generative adversarial networks, in: *ICLR (Poster)*, OpenReview.net, 2017.
- [26] S. Mukherjee, H. Asnani, E. Lin, S. Kannan, Clustergan: Latent space clustering in generative adversarial networks, in: *Proceedings of the AAAI conference on artificial intelligence*, Vol. 33, 2019, pp. 4610–4617.
- [27] P. Vincent, H. Larochelle, I. Lajoie, Y. Bengio, P.-A. Manzagol, L. Bottou, Stacked denoising autoencoders: Learning useful representations in a deep network with a local denoising criterion., *Journal of machine learning research* 11 (12) (2010).
- [28] A. Krizhevsky, G. Hinton, et al., Learning multiple layers of features from tiny images (2009).
- [29] A. Coates, A. Ng, H. Lee, An analysis of single-layer networks in unsupervised feature learning, in: *Proceedings of the fourteenth international conference on artificial intelligence and statistics, JMLR Workshop and Conference Proceedings*, 2011, pp. 215–223.

- [30] F. Keller, E. Muller, K. Bohm, Hics: High contrast subspaces for density-based outlier ranking, in: 2012 IEEE 28th international conference on data engineering, IEEE, 2012, pp. 1037–1048.
- [31] D. P. Kingma, J. Ba, Adam: A method for stochastic optimization, arXiv preprint arXiv:1412.6980 (2014).
- [32] A. Strehl, J. Ghosh, Cluster ensembles—a knowledge reuse framework for combining multiple partitions, *Journal of machine learning research* 3 (Dec) (2002) 583–617.
- [33] X. Liu, H.-M. Cheng, Z.-Y. Zhang, Evaluation of community detection methods, *IEEE Transactions on Knowledge and Data Engineering* 32 (9) (2019) 1736–1746.
- [34] J. Yan, X. Liu, J. Qi, T. You, Z.-Y. Zhang, Selective clustering ensemble based on kappa and f-score, arXiv preprint arXiv:2204.11062 (2022).
- [35] L. Van der Maaten, G. Hinton, Visualizing data using t-sne., *Journal of machine learning research* 9 (11) (2008).