

SHADOCNET: LEARNING SPATIAL-AWARE TOKENS IN TRANSFORMER FOR DOCUMENT SHADOW REMOVAL

Xuhang Chen*

Xiaodong Cun*

Chi-Man Pun*

Shuqiang Wang†

*University of Macau

†Shenzhen Institute of Advanced Technology

ABSTRACT

Shadow removal improves the visual quality and legibility of digital copies of documents. However, document shadow removal remains an unresolved subject. Traditional techniques rely on heuristics that vary from situation to situation. Given the quality and quantity of current public datasets, the majority of neural network models are ill-equipped for this task. In this paper, we propose a Transformer-based model for document shadow removal that utilizes shadow context encoding and decoding in both shadow and shadow-free regions. Additionally, shadow detection and pixel-level enhancement are included in the whole coarse-to-fine process. On the basis of comprehensive benchmark evaluations, it is competitive with state-of-the-art methods.

Index Terms— Document shadow removal, transformer

1. INTRODUCTION

Documents store and deliver vital information that is necessary in our daily lives. However, casual document photographs acquired in the wild frequently feature shading errors due to different occluders blocking the light sources. Since shadows typically hinder the quality of documents, document shadow removal is an essential computer vision task.

The majority of current document shadow removal methods rely on heuristics to investigate certain features of document images [4, 5]. However, due to the inherent limits of artificial heuristics, they often perform well for certain images but not others. As a consequence, their outputs often display different forms of defects for document images as shown in Figure 1(d).

Recent years have witnessed the introduction of a few document shadow removal methods based on deep learning. By using a large synthetic dataset, BEDSR-Net mitigates shadow based on the prediction of the background color and shadow attention map [3]. It is the first deep network created exclusively for removing document image shadows. However, BEDSR-Net is unable to completely recover a proper shadow-free image, as shown in Figure 1(f).

Intuitively, shadow removal methods for natural images seems can be transferable for document images. In reality,

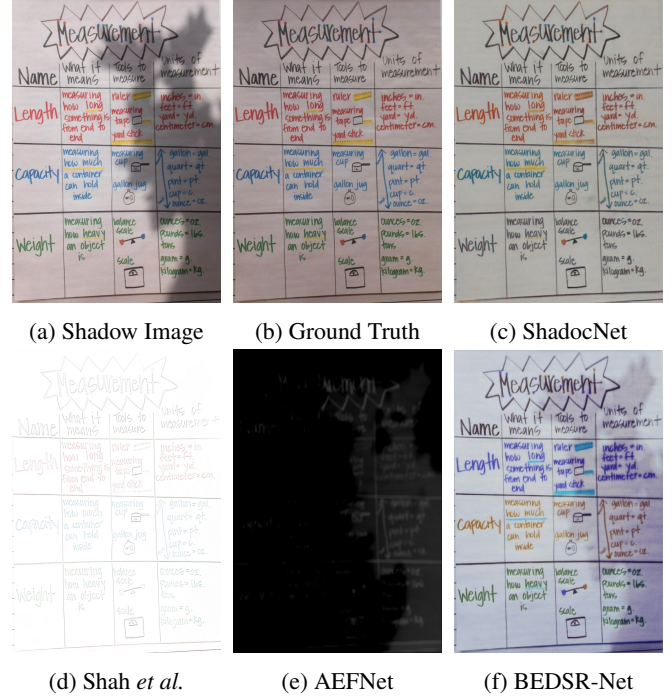


Fig. 1: Previous methods, including traditional method such as Shah *et al.*'s method [1], or deep learning models, for example, AEFNet [2], and BEDSR-Net [3], produce results with defects such as shade edges (f), overexposure (d) and color fading (e) in their results. Our model ShadocNet (c) has much fewer artifacts and is similar to the ground-truth shadow-free image (b).

there are two issues with using aforementioned models to remove document shadows. For starters, they mostly demand a large dataset to train with. Second, since these approaches do not utilize specific properties of document images, performance would be inferior in this domain shift circumstance. As illustrated in Figure 1(e), AEFNet is not capable to recover a shadow-free document even after training with document shadow images and the corresponding shadow masks.

This paper proposes a new Transformer-based model ShadocNet for document shadow removal. Extensive benchmarks demonstrates that our model beats previous methods

in terms of aesthetic quality, as shown in Figure 1(c). We summarize our major contributions as follows.

1. We propose a robust model ShadocNet for document shadow removal, which outperforms state-of-the-art methods.
2. We are the pioneers of document shadow elimination using transformer architecture.

2. RELATED WORK

Certain techniques have been developed expressly for the purpose of removing shadows from document photographs. Jung proposed both the water-filling method and the document shadow dataset [4]. Kligler provided the other dataset along with a deshadow method inspired by a 3D point cloud [5]. Other traditional methods make use of the estimation of document background color [6, 7] or shading and reflectance effects [1]. Nevertheless, shadow residues are often left in their outputs.

BEDSR-Net is the state-of-the-art model in document shadow removal [3]. BEDSR-Net includes a Background Estimation Network (BE-Net) for predicting the document’s global background color and a shadow removal module that operates shadow removal significantly better using both the predicted background color and the attention map.

Methodologies for depicting nature shadow images may be informative and transferable in document images. ST-CGAN applies two stacked CGAN to remove shadow [8]. By estimating the over-exposure image condition and combining the original input with the over-exposure shadow region, AEFNet align the color of shadow areas with that of shadow-free parts [2]. Mask-ShadowNet is built on a well-designed masked adaptive instance normalization technique with incorporated aligners [9].

3. PROPOSED METHOD

We propose the ShadocNet network to assess the document shadow removal method on ShaDocs. As shown in Figure 2, we build a multi-stage framework for document shadow removal that includes shadow detection, global color matching, and local pixel-by-pixel refining. Listed below are the specifics of each component and loss function.

3.1. The structure of ShadocNet

3.1.1. Shadow detection

Since most of the previous shadow detection methods are designed for natural shadow removal, we retrain a learning-based method [10] to extract the shadow masks on the document images. It starts with extracting hierarchical feature maps that encode fine details and semantic information. Then

a direction-aware spatial context (DSC) module gathers directed spatial contexts. The DSC and convolutional features are concatenated and upsampled to original image size. It integrates upsampled feature maps into multi-level integrated features using a convolution layer and deep supervision to predict a score map at each layer. The final shadow map incorporates all predicted score maps.

3.1.2. Global shadow remapping

After single image shadow extraction, we aim to remap the color of shadowed region based on the assumption that the cast shadow is formed by a uniform illuminant, inspired by image harmonization [12]. Thus, we apply the vision transformer (ViT) [13] to accomplish the aforementioned objective. Specifically, we tokenize the original images to the patch-based tokens firstly, and then, we utilize the extracted mask from the previous step to divide all of the patch embeddings into two groups, which contains only the shadow or the shadow-free token embeddings.

Following this, we compute the self-attention on these domain-aware patch embeddings using the transformer, resulting in a domain-aware region embedding for the shadow and shadow-free area. We employ a global average pooling layer (GAP) to construct the foreground and background global representations, since the mask still includes error segmentation and the patch-based representation is not pixel-wise.

After obtaining the domain-aware tokens, we develop the MLP, a simple yet effective pixel mapping function to remap each region’s original color pixels to their new value. Since shadows often result from homogeneous illumination, the color variations in the shadow area will be comparable. Therefore, MLP transfers the per-pixel values to the restored shadow-free region in order to recreate the image.

3.1.3. RefineNet

Inspired by Dual Hierarchical Aggregation Network [14], we also apply a multi-stage convolution and aggregation strategy for pixel-wise refinement. In detail, we first use a pre-trained VGG16 to extract hyper-column feature. Then, to derive spatial attentions and mixed layer features, in each level of aggregation, we apply a squeeze-and-excitation block [15] to re-weight feature channels. Finally, a spatial pooling pyramid is added at the conclusion of the last aggregation block for multi-context features remixing.

3.2. Loss function

We consider document shadow removal as a supervised issue. In particular, we calculate the difference between the target and the corresponding produced images (for each step) in the composited area. Consequently, we use relative L_1 loss between the predicted foreground and the target with respect to

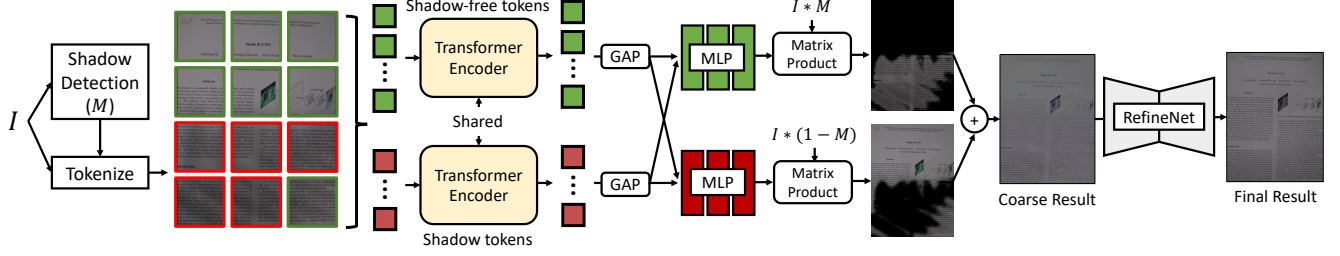


Fig. 2: The network structure of the ShadocNet. It consists of three components: the Shadow Detection module, the Global Shadow Remapping for shadow color remapping, and the RefineNet for improving visual quality.

Dataset	Metrics	Methods											
		Jung [4]	Shah [1]	Wang [6]	Wang [7]	U-Net [11]	ST-CGAN [8]	BEDSR-Net [3]	AEFNet [2]	Mask-ShadowNet [9]	Ours w/o ViT	Ours w/o RefineNet	Ours
Jung's dataset	RMSE↓	17.88	46.77	40.50	72.78	20.44	86.52	23.36	208.41	45.87	18.49	27.04	15.30
	PSNR↑	23.27	14.91	16.86	11.23	22.47	9.40	21.98	1.76	15.51	23.00	19.86	24.60
	SSIM↑	0.91	0.83	0.86	0.81	0.86	0.35	0.88	0.00	0.78	0.86	0.78	0.91
Kligler's dataset	RMSE↓	49.15	97.48	19.35	43.43	21.58	37.29	18.78	146.06	24.92	14.47	23.51	13.48
	PSNR↑	14.44	8.39	22.97	15.93	21.68	16.85	24.37	4.86	20.48	25.98	20.97	26.20
	SSIM↑	0.90	0.70	0.88	0.85	0.83	0.54	0.88	0.05	0.81	0.92	0.71	0.94

Table 1: Quantitative comparisons of visual quality using RMSE, PSNR and SSIM. We compare our model with nine competitive methods and two variants of ShadocNet. The top scores are highlighted in red and bold.

the foreground shadow mask M . In addition, for improved visual quality, we include multi-layer perception loss [16] into our framework. Here are the specifics of each component.

3.2.1. Relative L_1 loss L_{pixel}

We compute the metric between the predicted image's foreground and the target, where differences are only quantified inside a single domain. Inspiring by previous studies in watermark removal [17], we thus perform pixel-by-pixel L_1 loss in both the foreground shadow masked area M and the background document unmasked area $M' = 1 - M$ by masking away the counterpart pixels and establishing the relevant region. Particularly, providing the generated images I_n in two stages, global shadow remapping and RefineNet, the loss across the masked area is computed.

$$L_{pixel} = \sum_{n=1}^N \frac{\|M \times I_n - M \times I_{gt}\|_1}{sum(M)} + \sum_{n=1}^N \frac{\|M' \times I_n - M' \times I_{gt}\|_1}{sum(M')} \quad (1)$$

where $N = 2$ is the number of stages.

3.2.2. Perception loss L_{Φ}

By considering the semantic measures and low-level details in multiple contexts, we also introduce multi layer perception loss L_{Φ} with a weight α . The formula of perception loss is as follows:

$$L_{\Phi} = \sum_{k=0}^5 \lambda_k \|\Phi_k(I'_{free}) - \Phi_k(I_{free})\|_1, \quad (2)$$

where Φ is the VGG16 network pre-trained on ImageNet.

Overall, our model can be trained in an objective function by combining the aforementioned losses:

$$L_{total} = \lambda_{pixel} L_{pixel} + \lambda_{\Phi} L_{\Phi} \quad (3)$$

4. EXPERIMENTS

We compare different document shadow removal methods and quantitative metrics based on visual quality and content recovery.

4.1. Comparisons with state-of-the-art methods

Our model is compared to seven state-of-the-art approaches, including traditional document shadow removal methods [4, 1, 6, 7] and several state-of-the-art deep learning-based shadow removal methods including ST-CGAN [8], BEDSR-Net [3], Mask-ShadowNet [9] and AEFNet [2]. Additionally, we use U-Net [11] performance as a benchmark for improved demonstration. We utilized the authors' publicly accessible source codes wherever they were available for a fair comparison.

We employ the Root Mean Square Error (RMSE), Peak Signal-to-Noise Ratio (PSNR), and Structural Similarity (SSIM) measures to evaluate visual quality. RMSE is the most important and widely used metric in shadow removal,




Fig. 3: Visual comparison of competing methods. From left to right: (a) shadow image, (b) ground truth, (c) results of Wang *et al.* [6], (d) results of Mask-ShadowNet [9], (e) results of BEDSR-Net [3], (f) results of ShadocNet w/o RefineNet, (g) results of ShadocNet w/o Transformer encoder, (h) results of ShadocNet.

while PSNR and SSIM are frequently used in image restoration evaluations and low-level computer vision tasks. For content preservation assessment, we evaluate the effectiveness of Optical Character Recognition (OCR) techniques on recovered images devoid of shadows. In principle, OCR should be able to identify more content if the document is better recovered.

method	edit distance.↓
Wang <i>et al.</i> [6]	191.5
Shah <i>et al.</i> [1]	187.8
U-Net [11]	261.2
ST-CGAN [8]	294.8
Mask-ShadowNet [9]	262.9
AEFNet [2]	292.4
BEDSR-Net [3]	189.0
ShadocNet w/o Vit	191.6
ShadocNet w/o RefineNet	244.2
ShadocNet	178.6

Table 2: Average OCR edit-distances of ShadocNet and its two variants, Wang *et al.*’s method, Shah *et al.*’s method, U-Net, ST-CGAN, Mask-ShadowNet, AEFNet and BEDSR-Net.

4.2. Quantitative evaluation

Table 1 provides quantitative comparisons of the compared algorithms on two datasets, as well as the average RMSE, PSNR, and SSIM values.

Traditional methods depend heavily on heuristics and cannot perform effectively over a variety of datasets.

Due to the fact that certain models require a large training dataset and only capture features in natural images, they are incapable of removing document shadows.

Compared to the aforementioned methods, our model can extract shadow area tokens and shadow-free region tokens with the assistance of our detection module and ViT encoder. Using a two-stage coarse-to-fine approach, ShadocNet is more resilient than those of the previous since it yields steady and good results for images with different characteristics.

Our model derives from ViT. As an ablation study, table 1 presented the performance of our model without ViT decreases, demonstrating that our performance is not only dependent on the RefineNet design. As an additional ablation study, the superior benchmark of our model without ViT shows the effectiveness of the RefineNet.

4.3. Evaluation on content preservation

In addition to quantitative metrics, we report the OCR performance on the recovered shadow-free images. First, we use an open-source OCR program [18] to detect words for shadow-free ground-truth images and the outcomes of comparing techniques. Then, the OCR performance is evaluated by comparing the text strings using the Levenshtein distance, also known as edit-distance.

As shown in Table 2 and Figure 3, ShadocNet surpasses its competitors, demonstrating that it also improves the readability of texts by retaining their content more accurately.

5. CONCLUSION

In this paper, we propose a competitive Transformer-based ShadocNet by leveraging the feature extractor and color rendering module to boost the visual quality. Extensive experiments indicate that the proposed ShadocNet performs favorably against state-of-the-art methods on various dataset. In the future, we are going to maintain a continued evolution of ShadocNet, including the scale, quality and diversity.

6. REFERENCES

- [1] Vatsal Shah and Vineet Gandhi, “An iterative approach for shadow removal in document images,” *2018 IEEE International Conference on Acoustics, Speech and Signal Processing (ICASSP)*, pp. 1892–1896, 2018.
- [2] Lan Fu, Changqing Zhou, Qing Guo, Felix Juefei-Xu, Hongkai Yu, Wei Feng, Yang Liu, and Song Wang, “Auto-exposure fusion for single-image shadow removal,” in *Proceedings of the IEEE/CVF Conference on Computer Vision and Pattern Recognition*, 2021, pp. 10571–10580.
- [3] Yun-Hsuan Lin, Wen-Chin Chen, and Yung-Yu Chuang, “Bedsr-net: A deep shadow removal network from a single document image,” in *Proceedings of the IEEE/CVF Conference on Computer Vision and Pattern Recognition*, 2020, pp. 12905–12914.
- [4] Seungjun Jung, Muhammad Abul Hasan, and Changick Kim, “Water-filling: An efficient algorithm for digitized document shadow removal,” in *Asian Conference on Computer Vision*. Springer, 2018, pp. 398–414.
- [5] Netanel Kligler, Sagi Katz, and Ayellet Tal, “Document enhancement using visibility detection,” in *Proceedings of the IEEE Conference on Computer Vision and Pattern Recognition*, 2018, pp. 2374–2382.
- [6] Bingshu Wang and CL Philip Chen, “An effective background estimation method for shadows removal of document images,” in *2019 IEEE International Conference on Image Processing (ICIP)*. IEEE, 2019, pp. 3611–3615.
- [7] Jian-Ren Wang and Yung-Yu Chuang, “Shadow removal of text document images by estimating local and global background colors,” *ICASSP 2020 - 2020 IEEE International Conference on Acoustics, Speech and Signal Processing (ICASSP)*, pp. 1534–1538, 2020.
- [8] Wang et al., “Stacked conditional generative adversarial networks for jointly learning shadow detection and shadow removal,” in *Proceedings of the IEEE Conference on Computer Vision and Pattern Recognition*, 2018, pp. 1788–1797.
- [9] Shengfeng He, Bing Peng, Junyu Dong, and Yong Du, “Mask-shadownet: Toward shadow removal via masked adaptive instance normalization,” *IEEE Signal Processing Letters*, vol. 28, pp. 957–961, 2021.
- [10] Quanlong Zheng, Xiaotian Qiao, Ying Cao, and Rynson W. H. Lau, “Distraction-aware shadow detection,” *2019 IEEE/CVF Conference on Computer Vision and Pattern Recognition (CVPR)*, pp. 5162–5171, 2019.
- [11] Olaf Ronneberger, Philipp Fischer, and Thomas Brox, “U-net: Convolutional networks for biomedical image segmentation,” in *International Conference on Medical image computing and computer-assisted intervention*. Springer, 2015, pp. 234–241.
- [12] Jingtang Liang, Xiaodong Cun, and Chi-Man Pun, “Spatial-separated curve rendering network for efficient and high-resolution image harmonization,” *arXiv preprint arXiv:2109.05750*, 2021.
- [13] Alexey Dosovitskiy, Lucas Beyer, Alexander Kolesnikov, Dirk Weissenborn, Xiaohua Zhai, Thomas Unterthiner, Mostafa Dehghani, Matthias Minderer, Georg Heigold, Sylvain Gelly, Jakob Uszkoreit, and Neil Houlsby, “An image is worth 16x16 words: Transformers for image recognition at scale,” *ICLR*, 2021.
- [14] Xiaodong Cun, Chi-Man Pun, and Cheng Shi, “Towards ghost-free shadow removal via dual hierarchical aggregation network and shadow matting gan,” in *AAAI*, 2020.
- [15] Jie Hu, Li Shen, and Gang Sun, “Squeeze-and-excitation networks,” in *Proceedings of the IEEE conference on computer vision and pattern recognition*, 2018, pp. 7132–7141.
- [16] Xuaner Zhang, Ren Ng, and Qifeng Chen, “Single image reflection separation with perceptual losses,” in *Proceedings of the IEEE conference on computer vision and pattern recognition*, 2018, pp. 4786–4794.
- [17] Amir Hertz, Sharon Fogel, Rana Hanocka, Raja Giryes, and Daniel Cohen-Or, “Blind visual motif removal from a single image,” in *Proceedings of the IEEE/CVF Conference on Computer Vision and Pattern Recognition*, 2019, pp. 6858–6867.
- [18] AI Jaied, “Jaied ai easyocr github repository. github,” 2022.