

# SimCS: Simulation for Online Domain-Incremental Continual Segmentation

Motasem Alfarra<sup>1,2</sup>   Zhipeng Cai<sup>1</sup>   Adel Bibi<sup>3</sup>   Bernard Ghanem<sup>2</sup>   Matthias Müller<sup>1</sup>

<sup>1</sup> Intel Labs. <sup>2</sup> King Abdullah University of Science and Technology (KAUST). <sup>3</sup> University of Oxford

## Abstract

*Continual Learning is a step towards lifelong intelligence where models continuously learn from recently collected data without forgetting previous knowledge. Existing continual learning approaches mostly focus on image classification in the class-incremental setup with clear task boundaries and unlimited computational budget. This work explores Online Domain-Incremental Continual Segmentation (ODICS), a real-world problem that arises in many applications, e.g., autonomous driving. In ODICS, the model is continually presented with batches of densely labeled images from different domains; computation is limited and no information about the task boundaries is available. In autonomous driving, this may correspond to the realistic scenario of training a segmentation model over time on a sequence of cities. We analyze several existing continual learning methods and show that they do not perform well in this setting despite working well in class-incremental segmentation. We propose SimCS, a parameter-free method complementary to existing ones that leverages simulated data as a continual learning regularizer. Extensive experiments show consistent improvements over different types of continual learning methods that use regularizers and even replay.<sup>1</sup>*

## 1. Introduction

Supervised learning has been the go-to solution for many computer vision problems [16, 29]. The large scale of available labeled data has been the key factor for its success [27]. However, in many settings the training data is not available all at once but generated sequentially over time. Moreover, the distribution of the training data may vary gradually over time [6, 21], e.g., images taken in winter with rain and snow versus images with clear skies taken in the summer. Naively applying supervised learning in such a setting suffers from *catastrophic forgetting* [18], i.e., training a model on new data of a different distribution worsens its performance on

old data. Continual learning (CL) attempts to address these issues by designing algorithms that operate on continuous data streams and efficiently adapt to new data while retaining previous knowledge. However, in the existing CL literature [8, 20], methods are usually evaluated only on restricted problems such as image classification with carefully crafted data streams that assume non-overlapping tasks, e.g., the class-incremental setting where each task corresponds to a fixed set of classes.

In this work, we define a more realistic setup inspired by real-world applications. We study the problem of **Online Domain-Incremental Continual Learning for Semantic Segmentation (ODICS)**. This is an essential problem for many applications where the perception system needs to be updated over time. In this setting, the model is trained with a *limited computation and memory budget* at each time step on data sampled from a varying distribution. The variation comes from domain shifts, e.g., data coming from a different environment; the model has *no information about the domain boundaries*. This setup mimics the practical scenario where labeled data from new scenes (weather conditions, cities, etc.) arrive over time, e.g., when developing a segmentation system for autonomous driving.

Despite the importance of this problem, it has received little attention in recent years. The few prior arts [14, 23] for continual semantic segmentation study the problem under two unrealistic assumptions. First, it is assumed that the deployed model is aware of the *domain boundaries* [15], i.e. the domain change, in both training and testing. While this assumption simplifies the problem, domain boundaries are often not available in real applications as the transition between different domains is usually smooth or unknown. Second, the model is permitted to make any number of training iterations over current domain data, i.e., learning with unlimited computational budget [14, 15, 23]. This means that the model can pause the stream from revealing the data from the new domain during training, while in realistic setups, streams continuously and uninterruptedly reveal new data and remain agnostic to the training status of the model [6].

To overcome these unrealistic assumptions and to move

<sup>1</sup>Correspondance to: motasem.alfarra@kaust.edu.sa. This work was done during an internship of the first author at Intel Labs.

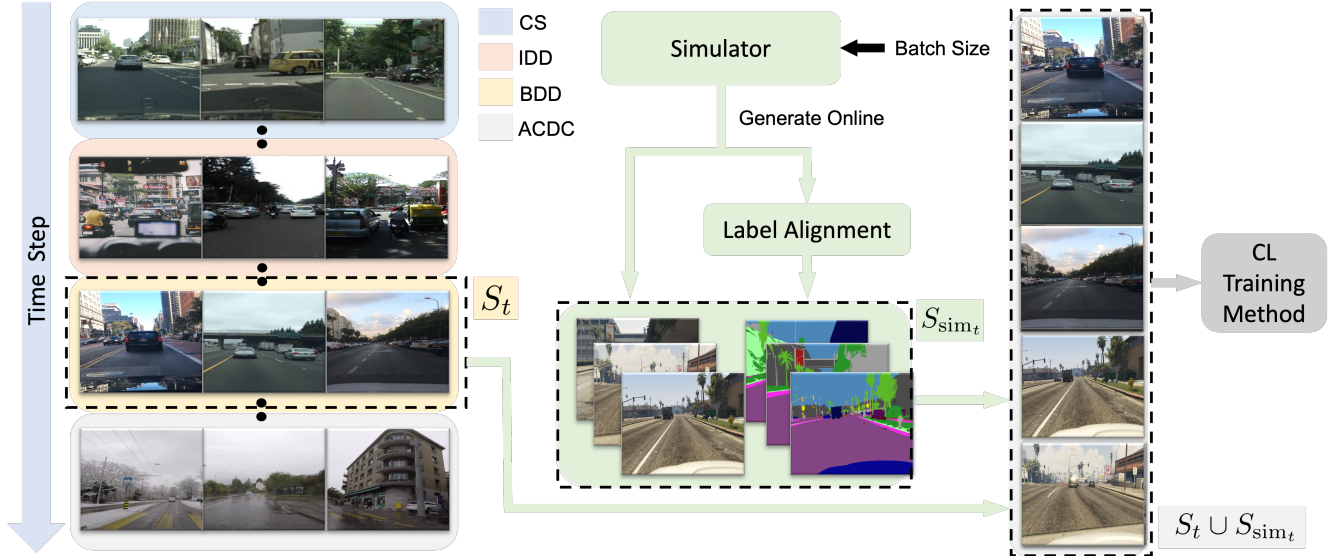


Figure 1. **Online Domain Incremental Continual Segmentation (ODICS) with Simulated Data (SimCS)**. At each step  $t$ , ODICS reveals a batch of labeled images  $S_t$  with size  $B_t$  from a certain domain, where different domains are presented sequentially to the model. SimCS generates on the fly a batch with size  $B_t$  of simulated data  $S_{sim_t}$  and aligns its label space to the real stream. The concatenated batch of real and simulated data is presented to the model to aid continual training and to mitigate forgetting previously learnt domains.

closer to practical scenarios, we study the problem of online, *i.e.* limited computational learning budget, domain-incremental continual learning for semantic segmentation. We propose a new benchmark using public datasets captured from different cities and different weather conditions and order them based on acquisition time. We find that the domain shift in this benchmark is severe enough to cause models to forget previously learned domains even though no new classes are introduced throughout training. We benchmark regularization-based methods [2, 18, 20] that are effective in mitigating forgetting in class-incremental continual segmentation [14] and show that they fail in this challenging setting. Meanwhile, although we observe that replay-based methods [9] effectively mitigate forgetting learnt domains, they may not be feasible due to privacy concerns, *e.g.*, GDPR [1]. This is particularly a concern when data is associated with different countries in which storing it for replay is not permissible. Thus, we propose SimCS that uses photo-realistic simulated data with “free” dense labels that can be generated on-the-fly during ODICS (see Figure 1) to mitigate forgetting without violating privacy constraints.

In summary, our contributions are three-fold. (1) We propose online domain-incremental continual learning for semantic segmentation (ODICS) and construct a corresponding new benchmark evaluating several baselines and algorithms from the literature. (2) We propose SimCS, which leverages simulated data for continual learning. SimCS is parameter-free and orthogonal to existing continual learning frameworks. We demonstrate the effective-

ness of SimCS by combining it with five different continual learning strategies showing performance improvements across the board. (3) We conduct a comprehensive analysis, showing that SimCS is robust to the choice of simulators, hyper-parameters, and budget constraints in continual learning.

## 2. Related Work

**Continual Learning.** The main challenge in learning a sequence of tasks, classes, or domains from a continuous stream of data is catastrophic forgetting [28, 34]. Existing methods can be roughly categorized into two directions, using either regularization or memory. *Regularization-based methods* add regularization terms into the training objective without using previous data. The goal is to maintain parameters that are important to remember previous knowledge [2, 18, 20]. Besides explicit regularization on model parameters [2, 18], distilling the predictions of older models is also widely used [20]. *Memory-based methods* leverage historical data by storing it in a replay buffer [3, 22]. This data is often used to regularize the gradient of the optimizer [8] or directly mixed with new training data [9]. Most existing literature focuses on the class-incremental setup on simple tasks such as image classification. In this work, we evaluate the current progress in continual learning for semantic segmentation in the online domain-incremental setup.

**Continual Semantic Segmentation.** Recently, class-incremental learning was extended from image classification to semantic segmentation. [7, 24]. This was done by

presenting segmentation masks of the classes belonging to a given task while treating the remaining classes as the background [14, 23]. More closely related to our work, multi-domain incremental learning was analyzed in the semantic segmentation task [15]. Despite the current progress, previous methods assume knowledge of task boundaries at test time and unlimited computational budget for training on each task [15]. There are many practical applications like self-driving cars, where new data is generated constantly at a high data rate [6] and without clear distinction between different tasks [4]. To better study these scenarios, we propose the setup of online domain incremental continual learning for semantic segmentation (ODICS), where a new batch of data arrives at each time step and the model is only allowed limited computation on each batch. The domain boundaries are not provided to the model, but there might be sharp domain shifts between two time steps.

**Simulators for Semantic Segmentation.** Recent works have proposed several simulators that generate fully annotated data for “free” such as CARLA [13] and VIPER [30, 31]. Such simulators play a key role for different applications such as autonomous driving [5] and visual navigation [19], where collecting and annotating data is expensive and time consuming. More recently, simulated data was leveraged for semantic segmentation [5, 17, 25] for better performance and generalization. Nonetheless, the use of simulated data in continual learning remains unexplored. In this work, we propose leveraging simulated data generated on the fly to reduce forgetting in continual learning.

### 3. Online Domain-Incremental Continual Segmentation (ODICS)

This section formally defines the problem of *Online Domain-Incremental Continual Segmentation (ODICS)*. ODICS aims to train a parametrized model  $f(\cdot|\theta)$  that maps an image  $\mathbf{X} \in \mathcal{X}$  to a per-pixel class prediction  $\mathbf{Y} \in \mathcal{Y}$ . At each time step  $t \in \{1, 2, 3, \dots, \infty\}$  of ODICS, a batch of densely labeled images  $S_t = \{\mathbf{X}_{i_t}, \mathbf{Y}_{i_t}\}_{i_t=1}^{B_t} \sim \mathcal{D}_t$  is revealed. Then, the model parameters  $\theta_t$  are updated using  $S_t$  and a limited computation budget before  $t + 1$ . Unlike supervised learning where the domain  $\mathcal{D}_t$  does not change,  $\mathcal{D}_t$  in ODICS may change, even drastically, during training. The goal of ODICS is to obtain the model parameters  $\theta_t$  that perform well on all previously seen domains, *i.e.*,  $\mathcal{D}_1$  to  $\mathcal{D}_t$ . There are two key concepts in ODICS, online and domain-incremental. *Online* refers to the limited computation budget, *i.e.*, we cannot train a model from scratch within each  $t$ . This is important for applications like autonomous driving where new data is constantly revealed over time. *Domain-incremental* refers to the fact that the label space  $\mathcal{Y}$  remains constant throughout training, *i.e.*, only the distribution of  $\mathbf{X}_{i_t}$  and the ratio of different classes in  $\mathbf{Y}_{i_t}$  can change over

time. In autonomous driving, the domain shift can come from different weather conditions, cities, and cameras.

We focus on outdoor semantic segmentation in the context of self-driving cars. To mimic practical scenarios, we construct the stream of data  $\{S_t\}_{t=1}^{\infty}$  from multiple domains by composing four different standard benchmarks from the literature: CityScapes (CS) [11], Indian Driving Dataset (IDD) [33], Berkeley Driving Dataset (BDD) [35], and Adverse Weather Condition Dataset (ACDC) [32]; we treat each dataset as a different domain. Note that each dataset is collected in a different country. CS was collected in Germany, IDD in India, BDD in the United States, and ACDC in Switzerland mimicking the realistic scenario of deploying models in different locations. This diversity introduces a notion of domains based on geographical location. Moreover, the choice of these domains introduces domain variations in terms of weather conditions. For example, CS contains images with clear weather conditions while ACDC has a variety of adverse weather conditions, *e.g.*, fog and rain. This adds another realistic aspect to our setup, since deployed models experience such adverse conditions when deployed throughout the year.

All considered domains have an aligned label space, *i.e.* an identical set of classes, alleviating any relabeling requirements; we choose CS as reference. We construct the stream by concatenating all domains based on the year the dataset was published, resulting in the following order: CS (2016) - IDD (2019) - BDD (2020) - ACDC (2021), which mimics the nature of continual learning where data generated earlier will be seen by the model first. For completeness, we analyze the use of different domain orders in Sec. 5. As typical in CL, we evaluate the performance of the model trained on the stream on a held out test set from each domain. Please refer to Sec. 5 for further details about the benchmarks and evaluation protocols.

## 4. Methodology

This section explores different CL training strategies for ODICS and describes the proposed SimCS, which leverages simulated data to mitigate forgetting.

### 4.1. CL Training Strategies

We first start with the scenario where at any time step  $t$  the model cannot store, hence rehearse, any data from previous time steps (1 to  $t-1$ ). As discussed earlier, this captures the realistic constraint where data is subjected to privacy restrictions (*e.g.* GDPR).

The simplest baseline in this case is applying the same optimization strategy as in supervised learning at each time step, which we call *naive training* in this paper. Specifically, given the training data  $S_t = \{\mathbf{X}_{i_t}, \mathbf{Y}_{i_t}\}$  at time step  $t$ , we

update the model by optimizing the following objective:

$$\min_{\theta_t} \sum_{i_t} \mathcal{L}(f(\mathbf{X}_{i_t}|\theta_t), \mathbf{Y}_{i_t}), \quad (1)$$

where  $\mathcal{L}(\cdot)$  is the standard loss for semantic segmentation, e.g., cross entropy. In the online setting, we apply a limited number of (stochastic) gradient descent steps on  $\theta_t$ . While this training strategy usually suffers the most from forgetting in the class-incremental setup [14], it was found to be more effective in domain-incremental classification tasks [21]. We use this strategy as the simplest baseline to compare against different types of CL methods.

*Regularization-based methods* [18, 20] are a family of continual learning methods extensively studied in image-classification. Instead of optimizing (1), these methods update the model by optimizing:

$$\min_{\theta_t} \sum_{i_t} \mathcal{L}(f(\mathbf{X}_{i_t}|\theta_t), \mathbf{Y}_{i_t}) + \lambda \mathcal{L}_{\text{reg}}(\theta_t, \theta_{t-k}, S_t), \quad (2)$$

where  $\mathcal{L}_{\text{reg}}(\cdot)$  is the regularization term used to mitigate forgetting, which is algorithm-specific, and  $\lambda$  is a coefficient that controls the regularization strength. Note that only data from the current step  $S_t$  and possibly some cached historical models  $\theta_{t-k}$  are used for regularization, i.e., no historical data is used for optimization.

We also consider relaxing the constraint on storing old data and complement our benchmark by comparing against *replay-based methods* [9]. In particular, we allow the model to store a few historical training samples in a small replay buffer. During training, the old data provides a form of regularization, i.e., we optimize:

$$\min_{\theta_t} \sum_{i_t} \mathcal{L}(f(\mathbf{X}_{i_t}|\theta_t), \mathbf{Y}_{i_t}) + \mathcal{L}_{\text{rep}}(\theta_t, S_{\text{rep}_t}), \quad (3)$$

where  $\mathcal{L}_{\text{rep}}(\theta_t, S_{\text{rep}_t})$  computes the loss on a batch of data  $S_{\text{rep}_t}$  sampled from the replay buffer at step  $t$ . In the simplest form [9],  $\mathcal{L}_{\text{rep}}(\cdot)$  is the same as  $\mathcal{L}(\cdot)$  but computed on  $S_{\text{rep}_t}$ . Despite its simplicity, this approach is effective in mitigating forgetting for image classification [9, 26].

## 4.2. CL with Simulation

In practice, naive training or regularization-based methods are often not effective enough for continual learning due to the strongly biased training data. Although replay-based methods are more effective, they are less practical under privacy or memory constraints. To address this problem, we take an orthogonal and unexplored path, which is using simulation data for continual learning.

Simulation techniques have achieved impressive advancements recently, especially for computer vision. For autonomous driving, state-of-the-art simulators [13, 30] can generate densely labeled images of simulated driving scenes

on the fly. Using simulation for continual learning has several advantages. First, we can obtain an infinite amount of high-quality, diverse, and densely labeled images on the fly by running the simulator; we do not need to store a large amount of data in memory. Second, since all data is synthetic, there is no violation of privacy constraints.

Inspired by replay-based methods, we propose to use the loss on simulation data as a regularization for continual learning. As shown in Figure 1, at each time step of ODICS, we first generate a batch of labeled simulation data  $S_{\text{sim}_t}$  on the fly. Then, we update the model by optimizing the following objective:

$$\min_{\theta_t} \sum_{i_t} \mathcal{L}(f(\mathbf{X}_{i_t}|\theta_t), \mathbf{Y}_{i_t}) + \mathcal{L}_{\text{sim}}(\theta_t, S_{\text{sim}_t}). \quad (4)$$

We set  $\mathcal{L}_{\text{sim}}(\theta_t, S_{\text{sim}_t}) = \sum_{\mathbf{X}_j, \mathbf{Y}_j \in S_{\text{sim}_t}} \mathcal{L}(f(\mathbf{X}_j|\theta_t), \mathbf{Y}_j)$ , i.e., we compute the same loss on both real and simulated data, and sum them together. While more complex strategies can be applied, we found that this simple approach is effective as later shown in the experiments. We call this method Simulation for Continual Segmentation (*SimCS*). There are few challenges that need to be addressed to make this approach general and effective.

**Data Quality.** It is unclear if the image rendering quality, scene scale, and object variety play a major role for CL performance. To address this question, we use two different simulators, i.e., CARLA [13] and VIPER [30]. Empirical results (see Sec. 5 for more details) show that both simulators can be effectively used in continual learning to mitigate forgetting for real data from different environments. Hence, our approach is robust in terms of the simulator choice.

**Label Space.** There are many options for defining class labels leading to misalignment between different simulators and real-world datasets. For example, CARLA has a single *vehicle* class but separate classes for *road line* and *road*. Meanwhile, the real-world datasets have separate classes for *cars* and *trucks* but only a single class for *road*. Hence, we merge or relabel the segmentation masks generated by the simulator of choice to achieve the maximal overlap with the label space of the real data. Then, we drop all other labels as opposed to merging them into the background class. The full details of relabeling the simulated data can be found in the appendix. As shown in Sec. 5, though some of the real-world classes are missing in the simulated data due to non-overlapping label spaces, our approach is still effective. We expect that SimCS has further potential when applied to more advanced simulators.

**Data Quantity.** It is also not clear how much simulation data is needed for continual learning. Intuitively, using a large amount of simulated data could bias the model to only perform well on the simulated data, while using a small amount of data may only improve performance marginally.

At each training iteration of SimCS, the batch of simulated data is generated by randomly setting simulator parameters, *e.g.* camera position, weather, time and traffic conditions. To study the impact of the amount of simulated data on performance, we explore varying the ratio between simulated and real data during training. In the main experiments, we set the sim-real ratio to 1, which provides a good trade-off between computation and performance improvement. Our empirical analysis suggests that our approach further benefits when increasing the sim-real ratio and remains effective within a large range of this ratio.

## 5. Experiments

This section presents our experimental evaluation of ODICS. We first outline our setup, and then benchmark several CL training methods and compare them to the proposed SimCS. At last, we present a detailed analysis of different components of SimCS.

### 5.1. Experimental Setup

We construct our benchmark by concatenating four different datasets as domains, namely CS, IDD, BDD, and ACDC, as mentioned in Section 3. Throughout, we use the term “domain” and “dataset” interchangeably. Following common practice in semantic segmentation [14], we use 80% of the publicly available data from each dataset for training and evaluate on the 20% held out test set from each domain. This results in a stream containing roughly 17K real images for training and roughly 4.3K images for testing. We follow standard practice [14, 23] in reporting the mean Intersection over Union (mIOU) on the held out test set from each domain. During our experiments, at each time step  $t$  of ODICS, the model is presented with a batch of real images  $S_t$  of size 8, *i.e.*  $B_t = 8 \forall t$ . Before the next time step  $t+1$ , the model is allowed to train on the batch using a fixed computational budget, measured by the number  $N$  of forward and backward passes. Unless stated otherwise, we set  $N = 4$  throughout our experiments<sup>2</sup>. Once data from  $S_{t+1}$  is revealed, the older batch  $S_t$  becomes unavailable to the model unless replay is used. We evaluate all methods using the benchmark introduced in Section 3. In our experiments, we use the DeepLabV3 architecture [10] pre-trained on ImageNet [12] (unless otherwise stated in the pre-training experiments in Section 5.3), following [14]. Further details are provided in the appendix.

We analyze five different types of training strategies. The baseline is *Naive Training (NT)*, *i.e.*, optimizing Eq. (1). We also consider regularization-based (Eq. (2)) and

<sup>2</sup>We found empirically that setting  $N = 4$  provides a good trade-off between preventing the model from under-fitting and significantly increasing the computation. In the appendix we provide results for different choices of  $N$  with similar conclusions.

replay-based (Eq. (3)) CL algorithms. For regularization-based methods, we consider *Elastic Weight Consolidation (EWC)* [18], *Memory Aware Synapses (MAS)* [2], and *Learning without Forgetting (LwF)* [20]. We do not provide boundaries of dataset transitions except for regularization-based methods during training, since they need this information to achieve reasonable performance according to our empirical results. For each considered regularizer, we set  $\lambda = 0$  in Eq. (2) when training on data from the first domain and  $\lambda > 0$  for the other domains. We report the best results for each regularizer cross-validated on different values of  $\lambda$  leaving the result for all values of  $\lambda$  to the appendix. For replay-based methods, we apply Experience Replay (ER) [9] with a replay buffer size of 800 images (along with their dense labels), throughout this section and leave the ablations to the appendix.

Regarding our SimCS approach, we explore the use of data generated from CARLA [13] and VIPER [30]. We generate on the fly simulated data from CARLA on the most realistic town 10 by randomly setting the location and camera parameters. On the other hand, with VIPER, we only sample (without replacement) from a large pool of the publicly available pre-generated simulated data, since the code to generate data on the fly is not available. We relabel the segmentation masks of the simulated data to align with the labels of the real world following the procedure described in Section 4.2. This results in 11 and 15 out of 19 overlapping classes between the simulated and real data for CARLA and VIPER, respectively.

### 5.2. Main Results

We start by analyzing the performance of different CL training strategies in ODICS. Table 1 summarizes the results of a model after being trained on our benchmark and evaluated on each observed domain, where the last column reports the mIOU across all domains. The last row (Supervised) reports the performance of a model trained for 30 epochs using standard supervised learning on all data of the stream, representing a surrogate upper-bound performance.

Unlike the class-incremental setup [14], the simple NT in ODICS enjoys an on-par performance to all considered regularization-based methods. For example, while MAS outperforms NT on earlier domains, *e.g.*, CS, the overall performance degrades to 40.3% compared to 40.5% mIOU for NT. The most effective regularization-based method is LwF, which only outperforms NT by 1.3%. This suggests that further work is needed to develop regularization techniques for this more realistic domain-incremental setup. Meanwhile, rehearsing previously seen examples through ER consistently outperforms other baseline methods in all domains. This conclusion is consistent with previous results in image classification [9, 21, 22], as storing real examples in a replay buffer provides a simple but effective regulariza-

Table 1. **Performance Comparison under ODICS.** We report the mIOU (%) of a model trained on our benchmark and evaluated on each domain in the benchmark. We also report the performance of SimCS-enhanced baselines by leveraging either CARLA or VIPER. All methods are trained with  $N = 4$  iterations for each received batch. The last row ‘‘Supervised’’ represents the performance of a model trained on the entire stream for 30 epochs as a surrogate to upper bound performance. *SimCS consistently improved the performance of all baselines on all observed domains.*

Method \ Domain	CS	IDD	BDD	ACDC	mIOU
NT	40.1	37.9	35.1	48.9	40.5
+ CARLA	44.6	39.6	38.5	51.0	43.4
+ VIPER	45.4	43.8	40.0	50.4	44.9
EWC [18]	41.5	38.8	35.9	47.9	41.0
+ CARLA	45.3	40.5	38.8	51.3	44.0
+ VIPER	45.1	43.4	40.9	50.9	45.1
MAS [2]	41.4	37.1	34.6	48.2	40.3
+ CARLA	46.7	41.3	38.3	50.2	44.1
+ VIPER	45.8	43.5	38.8	49.1	44.3
LwF [20]	44.5	41.9	34.6	46.3	41.8
+ CARLA	47.1	44.3	39.0	48.5	44.7
+ VIPER	46.7	46.7	38.5	47.9	45.0
ER [9]	47.4	47.8	40.9	48.8	46.2
+ CARLA	48.4	48.5	43.2	50.8	47.7
+ VIPER	48.5	50.0	42.5	52.0	48.3
Supervised	62.7	63.6	49.6	62.0	59.5
+ CARLA	62.8	63.7	49.7	62.9	59.7
+ VIPER	63.3	63.9	49.2	63.1	59.8

tion for continual learning.

Next, we analyze the effectiveness of including simulated data to all considered training strategies. To apply our approach on methods other than NT, we simply add  $l_{\text{sim}}(\theta_t, \mathcal{S}_{\text{sim}_t})$  in Eq. 4 to the objective of each method. As shown in Table 1, across *all* domains and *all* considered training schemes, SimCS provides consistent and significant performance improvements. For example, adding VIPER to the continual learning schemes reduces forgetting of NT and LwF on CS and IDD, respectively, by  $\sim 5\%$  (from 40.1 to 45.4 and from 41.9 to 46.7). Further, leveraging simulated data improves the strongest baseline (ER) by a notable 2%. This result shows that simulation data can be leveraged as an effective regularizer for mitigating forgetting in continual learning. Moreover, different simulators provide different margins of improvements. For instance, while using either simulator (CARLA or VIPER) improves performance, simulated data generated from VIPER often produces larger gains. This observation can be attributed to several factors. For example, different simulators vary in photo-realism; in addition, their labels may be more or less aligned with real-world data labels.

Table 2. **Performance Comparison under VIPER Pretraining.** We compare the performance of NT when pretrained with VIPER (on top of ImageNet). We further boost NT + VIPER pretraining with SimCS (with VIPER) during continual learning. *VIPER pretraining boosted the performance of both NT and NT+SimCS.*

Method \ Dataset	CS	IDD	BDD	ACDC	mIOU
NT	40.1	37.9	35.1	48.9	40.5
+ VIPER Pretrain	40.2	40.4	36.5	51.9	42.3
+ VIPER SimCS	47.9	43.0	41.8	54.2	46.7

### 5.3. Pre-training on Simulated Data Provides Further Improvements

In addition to using simulated data as a regularizer within the ODICS setup, we try incorporating it in pre-training, since it can be made available even before the start of the continual learning process. To that end, and before commencing with ODICS, we first fine-tune ImageNet pre-trained models with data generated from VIPER. We generate 17K synthetic images, which is equal to the total number of real images presented in the continual setup, and train our model for 30 epochs on this simulated data. We then perform ODICS and compare against NT and NT + VIPER, where in the latter VIPER is used as a regularizer during ODICS. We report the results in Table 2.

We observe that pre-training on simulated data further improves the performance of a continual learner on all observed domains. We report an improvement of 1.7% on average across all observed domains when compared to ImageNet pre-training. Although our model observed data generated from VIPER in the pre-training phase, including simulated data in the continual learning process further enhances the performance by 4% on average. It is worth mentioning that this boosted version of NT surpasses the performance of the best baseline ER by 0.5% on average, without the need to store any new additional data from previous domains during continual learning.

### 5.4. Impact of the Amount of Simulation Data

In Sections 5.2 and 5.3, we used a 1:1 ratio between simulated and real data to form a mini-batch during continual learning. We analyze the effect of varying this sim-real ratio on performance in Figure 2, where we report the performance of NT, NT+CARLA, and NT+VIPER with ratios of  $\{1/4, 1/2, 1, 2, 4, 5, 10\}$ . The results show that leveraging simulated data provides consistent performance improvements for a wide range of sim-real ratios. As long as this ratio was smaller than 5, *i.e.*, we generate 5 batches from the simulator for each received batch from the real-world stream, our approach provides significant gains across all observed domains. Note that however, for larger sim-real ratios, *e.g.* 10, the training is biased towards simulated data

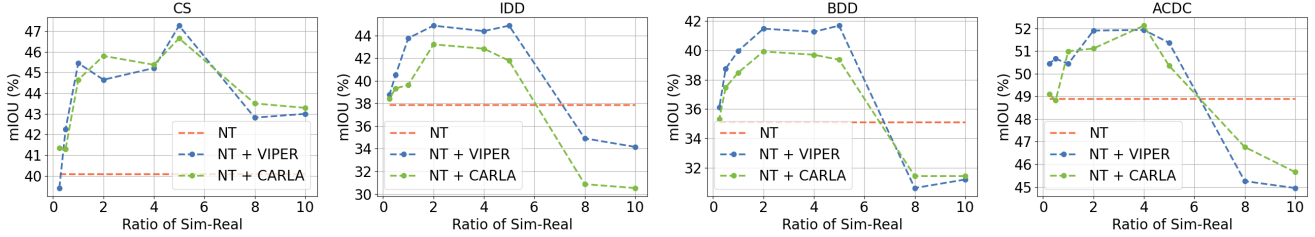


Figure 2. **Effect of Varying Sim-Real Ratio on the Performance Gain.** We analyze the effect of varying the ratio between simulation and real data from  $\{1/4, 1/2, 1, 2, 4, 5, 8, 10\}$  on the performance gain for each observed domain. We find that SimCS provides notable performance improvement on a wide range of ratios ( $\leq 5$ ). However, for very large Sim-Real ratios, the model becomes biased towards simulated data, thus, degrading the performance on real data.

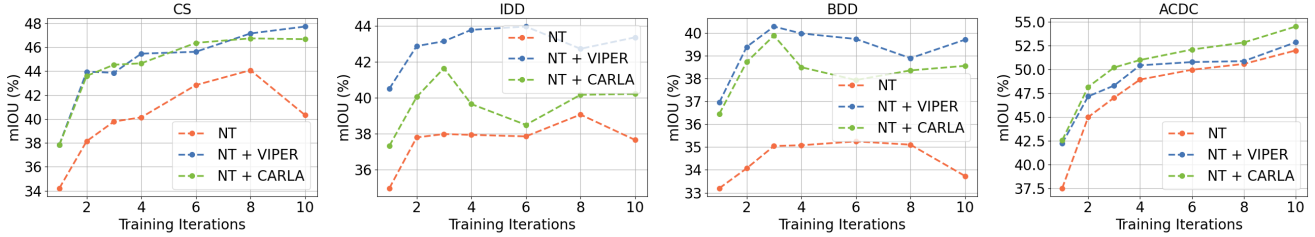


Figure 3. **Comparison under different computational budgets.** We allow NT, NT+CARLA, and NT+VIPER different computational budgets for training on each received batch from the stream, measured by the number of training iterations. We measure the performance on each observed domain when varying the budget to  $\{1, 2, 3, 4, 6, 8, 10\}$  training iterations. Our approach; SimCS, provides consistent and large performance gains irrespective of the allowed number of training iterations and the choice of simulator.

and thus harms the performance on the real-world stream. This is exemplified in Figure 2, where the performance of SimCS with sim-real ratios of 8 and 10 degrades the mIOU of NT on 3 out of 4 domains. Furthermore, VIPER outperforms CARLA across most sim-real ratios; this is consistent with previous observations in Table 1.

### 5.5. Impact of the Computational Budget

In Section 5.2, all methods are given a fixed computational budget of  $N = 4$  forward and backward passes for each received batch. In this section, we analyze the performance with different computational budgets. We conduct experiments with  $N \in \{1, 2, 3, 4, 6, 8, 10\}$  for NT, NT+CARLA, and NT+VIPER, and report results on each observed domain in Figure 3. We observe that small computational budgets might result in an under-fitting model while larger budgets ( $N = 10$ ) cause the model to over-fit to the last domain, thus, increasing forgetting on previous domains. Nonetheless, SimCS provides a stable performance improvement across all considered computational budgets irrespective of the choice of the simulator.

Moreover, and in contrast to prior CL literature, we perform comparisons for when the computational budget is normalized for all methods, particularly when comparing NT against NT+VIPER. Since NT+VIPER uses a 1 : 1 sim-real ratio in the batch, comparing it with NT using the same computational budget ( $N = 4$ ) might not be fair for NT. Effectively, NT+VIPER with  $N = 4$  is equivalent to  $N = 8$

due to the additional simulated data. Our results in Figure 3 show that even when normalizing the computational budget, SimCS still outperforms the baseline in ODICS. For example, when NT+VIPER is allowed  $N = 4$  steps of computation, it achieves an mIOU of 43.8% and 40.0% on IDD and BDD, respectively, while NT with  $N = 8$  achieves 39.1% and 35.0% on the same datasets.

### 5.6. SimCS Improves Forward Transfer

In earlier sections, we analyzed the effectiveness of the use of simulated data in mitigating forgetting previously observed domains. Here, we conduct a more fine-grained analysis. In particular, we analyze the performance on all previous domains after the training of every domain. Figure 4 summarizes this analysis, where the horizontal axis represents the last observed domain within the stream, while the vertical axis represents the domain we evaluate the model on. The last column corresponds to the results in Table 1, where we only report the performance of the final model after the last domain. At last and for completeness, we extend our analysis to different domain orders to include (ACDC-CS-IDD-BDD), (BDD-ACDC-CS-IDD), and (IDD-BDD-ACDC-CS). Note that in each matrix, the performance difference ( $r - d$ ) between a diagonal element  $d$  and an element  $r$  to the right of it in the same row reflects the forgetting or backward transfer (smaller is better). On the other hand, the performance difference  $d - l$  between a diagonal element  $d$  and an element  $l$  to the left of it in the

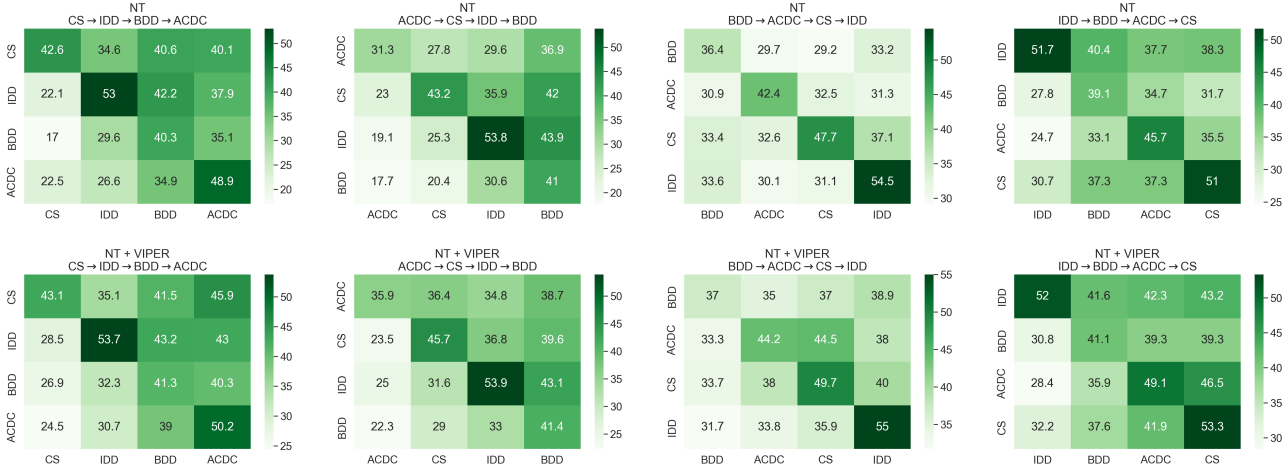


Figure 4. **Forward and backward transfer under different domain orders.** We analyze the forward and backward transfer during ODICS of both NT and NT+VIPER under different domain orders. The x-axis represents the observed domain within the stream while the y-axis shows the domain, on which we are evaluating the model. SimCS with VIPER improves both the forward (lower triangular) and backward (upper triangular) transfer in ODICS under different domain orders.

same row reflects the forward transfer.

First of all, including simulated data in the ODICS setup not only reduces forgetting, but also improves the forward transfer. For example, including simulated data from VIPER boosts the forward transfer to ACDC in the (CS-IDD-BDD-ACDC) setup from 34.9% to 39% when trained on (CS-IDD-BDD). We note that this result is not specific to the order at which the considered domains are presented. For instance, our approach improves the forward transfer from 20.4% to 29% on BDD when trained on (ACDC-CS) in the (ACDC-CS-IDD-BDD) setup. Meanwhile, differently ordered streams result in larger variations in both forgetting and forward transfer. For example, the performance on CS drops from 40.1% to 36.9% when changing the setup from (CS-IDD-BDD-ACDC) to (ACDC-CS-IDD-BDD). Furthermore, the performance on all domains (except IDD) drops significantly when IDD is the last domain. Specifically, in the (BDD-ACDC-CS-IDD) setup, the forgetting on ACDC is a significant 10.6% mIOU. This can be attributed to the distribution shift that IDD has compared to all other domains. Please refer to the appendix for further analysis on different domain orders.

**Summary of Findings** Our experimental results highlight the following observations. **(i)** While effective in the class-incremental setup, regularization-based CL approaches have limited impact when evaluated in ODICS (Sec 5.2). **(ii)** SimCS demonstrates consistent performance improvements in ODICS when combined with any of the five considered CL training strategies (Sec. 5.2). **(iii)** SimCS can be further boosted by pre-training on simulated data (Sec. 5.3). **(iv)** SimCS is robust to the choice of simulator and the amount of simulated data used in OD-

ICS (Sec. 5.4). **(v)** SimCS provides significant performance gains even when compensating for the computational budget needed to process the simulated data (Sec. 5.5). **(vi)** SimCS consistently improves both backward and forward transfer in ODICS (Sec. 5.6).

## 6. Conclusions

In this work, we explored the problem of online domain-incremental continual learning for semantic segmentation (ODICS), which is important for applications such as autonomous driving. We analyzed the limitations of several continual learning training strategies in this setup and proposed SimCS, an orthogonal approach that leverages simulated data generated on the fly to reduce catastrophic forgetting. Through extensive experimental evaluation, we found that SimCS provided consistent improvements to different continual learning algorithms and is robust to the problem setup and hyper-parameter choices.

It is worth noting that while ODICS is a step towards analyzing realistic scenarios for continual learning, there are additional setups with practical applications. For instance, ODICS mimics the scenario of autonomous systems that are sequentially deployed throughout different locations and weather conditions. Another interesting scenario would be to consider a fleet of autonomous systems simultaneously deployed across several locations. The data stream would contain multiple domains at the same time with significant domain shifts. We provide a preliminary definition and study of this setting in the supplement. We find that SimCS also provides performance gains in this case, but leave a detailed analysis for future work.



## References

- [1] Data Protection: Rules for the protection of personal data inside and outside the EU. [https://ec.europa.eu/info/law/law-topic/data-protection\\_en](https://ec.europa.eu/info/law/law-topic/data-protection_en). 2
- [2] Rahaf Aljundi, Francesca Babiloni, Mohamed Elhoseiny, Marcus Rohrbach, and Tinne Tuytelaars. Memory aware synapses: Learning what (not) to forget. In *Proceedings of the European Conference on Computer Vision (ECCV)*, pages 139–154, 2018. 2, 5, 6, 12
- [3] Rahaf Aljundi, Min Lin, Baptiste Goujaud, and Yoshua Bengio. Gradient based sample selection for online continual learning. *Advances in neural information processing systems*, 32, 2019. 2
- [4] Jihwan Bang, Hyunseo Koh, Seulki Park, Hwanjun Song, Jung-Woo Ha, and Jonghyun Choi. Online continual learning on a contaminated data stream with blurry task boundaries. In *Proceedings of the IEEE/CVF Conference on Computer Vision and Pattern Recognition*, pages 9275–9284, 2022. 3
- [5] Bianca-Cerasela-Zelia Blaga and Sergiu Nedevschi. Semantic segmentation learning for autonomous uavs using simulators and real data. In *2019 IEEE 15th International Conference on Intelligent Computer Communication and Processing (ICCP)*, pages 303–310, 2019. 3
- [6] Zhipeng Cai, Ozan Sener, and Vladlen Koltun. Online continual learning with natural distribution shifts: An empirical study with visual data. In *Proceedings of the IEEE/CVF International Conference on Computer Vision*, pages 8281–8290, 2021. 1, 3
- [7] Fabio Cermelli, Massimiliano Mancini, Samuel Rota Buló, Elisa Ricci, and Barbara Caputo. Modeling the background for incremental learning in semantic segmentation. In *Proceedings of the IEEE/CVF Conference on Computer Vision and Pattern Recognition*, pages 9233–9242, 2020. 2
- [8] Arslan Chaudhry, Marc’ Aurelio Ranzato, Marcus Rohrbach, and Mohamed Elhoseiny. Efficient lifelong learning with a gem. *arXiv preprint arXiv:1812.00420*, 2018. 1, 2
- [9] Arslan Chaudhry, Marcus Rohrbach, Mohamed Elhoseiny, Thalaiyasingam Ajanthan, Puneet K Dokania, Philip HS Torr, and Marc’ Aurelio Ranzato. On tiny episodic memories in continual learning. *arXiv preprint arXiv:1902.10486*, 2019. 2, 4, 5, 6, 12
- [10] Liang-Chieh Chen, George Papandreou, Florian Schroff, and Hartwig Adam. Rethinking atrous convolution for semantic image segmentation. *arXiv preprint arXiv:1706.05587*, 2017. 5
- [11] Marius Cordts, Mohamed Omran, Sebastian Ramos, Timo Rehfeld, Markus Enzweiler, Rodrigo Benenson, Uwe Franke, Stefan Roth, and Bernt Schiele. The cityscapes dataset for semantic urban scene understanding. In *Proceedings of the IEEE conference on computer vision and pattern recognition*, pages 3213–3223, 2016. 3
- [12] Jia Deng, Wei Dong, Richard Socher, Li-Jia Li, Kai Li, and Fei-Fei Li. Imagenet: A large-scale hierarchical image database. In *The IEEE Conference on Computer Vision and Pattern Recognition (CVPR)*, 2009. 5
- [13] Alexey Dosovitskiy, German Ros, Felipe Codevilla, Antonio Lopez, and Vladlen Koltun. Carla: An open urban driving simulator. In *Conference on robot learning*, pages 1–16. PMLR, 2017. 3, 4, 5
- [14] Arthur Douillard, Yifu Chen, Arnaud Dapogny, and Matthieu Cord. Plop: Learning without forgetting for continual semantic segmentation. In *Proceedings of the IEEE/CVF Conference on Computer Vision and Pattern Recognition*, pages 4040–4050, 2021. 1, 2, 3, 4, 5, 11
- [15] Prachi Garg, Rohit Saluja, Vineeth N Balasubramanian, Chetan Arora, Anbumani Subramanian, and CV Jawahar. Multi-domain incremental learning for semantic segmentation. In *Proceedings of the IEEE/CVF Winter Conference on Applications of Computer Vision*, pages 761–771, 2022. 1, 3
- [16] Kaiming He, Xiangyu Zhang, Shaoqing Ren, and Jian Sun. Deep residual learning for image recognition. In *Proceedings of the IEEE conference on computer vision and pattern recognition*, pages 770–778, 2016. 1
- [17] Zhang-Wei Hong, Chen Yu-Ming, Shih-Yang Su, Tzu-Yun Shann, Yi-Hsiang Chang, Hsuan-Kung Yang, Brian Hsi-Lin Ho, Chih-Chieh Tu, Yueh-Chuan Chang, Tsu-Ching Hsiao, Hsin-Wei Hsiao, Sih-Pin Lai, and Chun-Yi Lee. Virtual-to-real: Learning to control in visual semantic segmentation, 2018. 3
- [18] James Kirkpatrick, Razvan Pascanu, Neil Rabinowitz, Joel Veness, Guillaume Desjardins, Andrei A Rusu, Kieran Milan, John Quan, Tiago Ramalho, Agnieszka Grabska-Barwinska, et al. Overcoming catastrophic forgetting in neural networks. *Proceedings of the national academy of sciences*, 114(13):3521–3526, 2017. 1, 2, 4, 5, 6, 12
- [19] Shangda Li, Devendra Singh Chaplot, Yao-Hung Hubert Tsai, Yue Wu, Louis-Philippe Morency, and Ruslan Salakhutdinov. Unsupervised domain adaptation for visual navigation. *arXiv preprint arXiv:2010.14543*, 2020. 3
- [20] Zhizhong Li and Derek Hoiem. Learning without forgetting. *IEEE transactions on pattern analysis and machine intelligence*, 40(12):2935–2947, 2017. 1, 2, 4, 5, 6, 12
- [21] Zhiqiu Lin, Jia Shi, Deepak Pathak, and Deva Ramanan. The clear benchmark: Continual learning on real-world imagery. In *Thirty-fifth Conference on Neural Information Processing Systems Datasets and Benchmarks Track (Round 2)*, 2021. 1, 4, 5
- [22] David Lopez-Paz and Marc’ Aurelio Ranzato. Gradient episodic memory for continual learning. *Advances in neural information processing systems*, 30, 2017. 2, 5
- [23] Andrea Maracani, Umberto Michieli, Marco Toldo, and Pietro Zanuttigh. Recall: Replay-based continual learning in semantic segmentation. In *Proceedings of the IEEE/CVF International Conference on Computer Vision*, pages 7026–7035, 2021. 1, 3, 5
- [24] Umberto Michieli and Pietro Zanuttigh. Incremental learning techniques for semantic segmentation. In *Proceedings of the IEEE/CVF International Conference on Computer Vision Workshops*, pages 0–0, 2019. 2
- [25] Bowen Pan, Jiankai Sun, Ho Yin Tiga Leung, Alex Andonian, and Bolei Zhou. Cross-view semantic segmentation for sensing surroundings. *IEEE Robotics and Automation Letters*, 5(3):4867–4873, 2020. 3

- [26] Ameya Prabhu, Philip HS Torr, and Puneet K Dokania. Gdumb: A simple approach that questions our progress in continual learning. In *European conference on computer vision*, pages 524–540. Springer, 2020. 4
- [27] Alec Radford, Jong Wook Kim, Chris Hallacy, Aditya Ramesh, Gabriel Goh, Sandhini Agarwal, Girish Sastry, Amanda Askell, Pamela Mishkin, Jack Clark, Gretchen Krueger, and Ilya Sutskever. Learning transferable visual models from natural language supervision. In Marina Meila and Tong Zhang, editors, *Proceedings of the 38th International Conference on Machine Learning*, volume 139 of *Proceedings of Machine Learning Research*, pages 8748–8763. PMLR, 18–24 Jul 2021. 1
- [28] Sylvestre-Alvise Rebuffi, Alexander Kolesnikov, Georg Sperl, and Christoph H Lampert. icarl: Incremental classifier and representation learning. In *Proceedings of the IEEE conference on Computer Vision and Pattern Recognition*, pages 2001–2010, 2017. 2
- [29] Shaoqing Ren, Kaiming He, Ross Girshick, and Jian Sun. Faster r-cnn: Towards real-time object detection with region proposal networks. *Advances in neural information processing systems*, 28, 2015. 1
- [30] Stephan R. Richter, Zeeshan Hayder, and Vladlen Koltun. Playing for benchmarks. In *IEEE International Conference on Computer Vision, ICCV 2017, Venice, Italy, October 22-29, 2017*, pages 2232–2241, 2017. 3, 4, 5
- [31] Stephan R Richter, Vibhav Vineet, Stefan Roth, and Vladlen Koltun. Playing for data: Ground truth from computer games. In *European conference on computer vision*, pages 102–118. Springer, 2016. 3
- [32] Christos Sakaridis, Dengxin Dai, and Luc Van Gool. Acdc: The adverse conditions dataset with correspondences for semantic driving scene understanding. In *Proceedings of the IEEE/CVF International Conference on Computer Vision*, pages 10765–10775, 2021. 3
- [33] Girish Varma, Anbumani Subramanian, Anoop Namboodiri, Manmohan Chandraker, and CV Jawahar. Idd: A dataset for exploring problems of autonomous navigation in unconstrained environments. In *2019 IEEE Winter Conference on Applications of Computer Vision (WACV)*, pages 1743–1751. IEEE, 2019. 3
- [34] Yue Wu, Yinpeng Chen, Lijuan Wang, Yuancheng Ye, Zicheng Liu, Yandong Guo, and Yun Fu. Large scale incremental learning. In *Proceedings of the IEEE/CVF Conference on Computer Vision and Pattern Recognition*, pages 374–382, 2019. 2
- [35] Fisher Yu, Wenqi Xian, Yingying Chen, Fangchen Liu, Mike Liao, Vashisht Madhavan, and Trevor Darrell. Bdd100k: A diverse driving video database with scalable annotation tooling. *arXiv preprint arXiv:1805.04687*, 2(5):6, 2018. 3

## A. CL with Simulation

In Section 4.2, we outlined the main details on how to include simulated data during ODICS. Here, we elaborate on the implementation details such as the relabeling process.

### A.1. Relabeling CARLA

Table 3. Relabeling CARLA into CS label space.

Index Value	CARLA Label	CS Label
0	Unlabeled	-
1	Building	Building
2	Fence	Fence
3	Other	-
4	Pedestrian	Person
5	Pole	Pole
6	Road Line	Road
7	Road	Road
8	Side Walk	Side Walk
9	Vegetation	Vegetation
10	Vehicles	Car
11	Wall	Wall
12	Traffic Sign	Traffic Sign
13	Sky	Sky
14	Ground	-
15	Bridge	-
16	Rail Track	-
17	Guard Rail	-
18	Traffic Light	Traffic Light
19	Static	-
20	Dynamic	-
21	Water	-
22	Terrain	Terrain

We deployed the stable v: 0.9.12 from CARLA to generate the simulated data for SimCS. We employ our procedure in Section 4.2 while we relabel the generated data using Table 3. We note here that all dropped labels (marked as '-') are not included in the loss calculation nor in model updates.

### A.2. Relabeling VIPER

We leveraged the available simulated data<sup>3</sup> released officially. We relabel each pixel by using Table 4. Similar to the previous section, we ignore all dropped labels from any loss calculations.

## B. Experiments

Next, we present additional experimental ablations for ODICS and SimCS. We first outline additional details about our experimental setup. Then, we we present results with

<sup>3</sup>VIPER data: <http://playing-for-benchmarks.org/>

Table 4. Relabeling VIPER into CS label space.

Index Value	VIPER Label	CS Label
1	Ambiguous	-
2	Sky	Sky
3	Road	Road
4	Side Walk	Side Walk
5	Rail Track	-
6	Terrain	Terrain
7	Tree	-
8	Vegetation	Vegetation
9	Building	Building
10	Infrastructure	-
11	Fence	Fence
12	Billboard	-
13	Traffic Light	Traffic Light
14	Traffic Sign	Traffic Sign
15	Mobile barrier	-
16	Fire Hydrant	-
17	Chair	-
18	Trash	-
19	Trash Can	-
20	Person	Person
21	Animal	-
22	Bicycle	-
23	Motorcycle	Motorcycle
24	Car	Car
25	Van	Car
26	Bus	Bus
27	Truck	Truck
28	Trailer	-
29	Train	-
30	Plane	-
31	Boat	-

different computational budgets for all methods followed by ablating the effect of varying the memory size when using ER. Further and for completeness, we report results for regularization based methods under different values of  $\lambda$ .

### B.1. Experimental Setup

During our experiments we set the learning rate to  $7 \times 10^{-3}$  throughout all of our experiments, following [14]. For regularization based methods, we set  $\lambda = 1, 10, 50$  for MAS, EWC, and LwF, respectively. For Experience Replay method, we deployed First In First Out (FIFO) algorithm for updating our replay buffer. That is, recently received examples from the stream will replace examples stored the the beginning of the buffer.

Table 5. **Performance Comparison under ODICS.** We report the mIOU (%) of a model trained on our benchmark and evaluated on each domain in the benchmark. We also report the performance of SimCS-enhanced baselines by leveraging either CARLA or VIPER. All methods are trained with  $N = 1$  iterations for each received batch. *SimCS consistently improved the performance of all baselines on all observed domains.*

Method \ Domain	CS	IDD	BDD	ACDC	mIOU
NT	34.2	35.0	33.2	37.5	35.0
+ CARLA	37.9	37.8	36.5	42.5	38.7
+ VIPER	37.9	40.5	37.0	42.4	39.5
EWC [18]	34.5	35.7	33.4	38.0	35.4
+ CARLA	37.4	37.0	36.7	41.5	38.2
+ VIPER	37.9	41.5	37.5	42.3	39.8
MAS [2]	33.9	34.7	32.5	37.2	34.6
+ CARLA	36.0	36.2	35.0	41.2	37.1
+ VIPER	37.1	39.9	35.5	39.3	38.0
LwF [20]	34.2	36.2	31.2	35.0	34.2
+ CARLA	36.3	40.9	35.1	38.7	37.8
+ VIPER	36.7	42.5	33.5	38.3	37.8

## B.2. Experimenting with Different N

Throughout our experiments, we reported the results with a computational budget of  $N = 4$ . For completeness, we report here the results with  $N = 1$  mimicking a fast stream setup where the learner is allowed to do only one training iteration on each received batch. Table 5 summarizes the results. Similar to our earlier observations, SimCS provides consistent performance improvements in the case  $N = 4$ . This demonstrates the effectiveness of SimCS on different streaming scenarios. At last, we note that the performance of all methods with  $N = 1$  is significantly lower than with  $N = 4$ . This can be attributed to the complexity of the task and the limited number of training data.

## B.3. Memory Size in ER

Next, we analyze the effect of the size of the replay buffer when deploying ER [9]. In particular, we experiment with a memory size of  $\{200, 800, 1000, 1200\}$ . We report the results on Table 6 of the performance of ER under different buffer sizes with or without SimCS (using VIPER). For this experiment, we set the number of training iterations to  $N = 4$  following our main setup in Section 5.

We observe that as the buffer size increases, the performance of the learner improves. This is consistent with the earlier observations in the literature [9] as larger buffer sizes allow the model to rehearse more diverse examples including several domains. We note here that this comes at the expense of requiring large memory consumption in order to store more examples along with their segmentation masks.

Table 6. **Performance Comparison under Different Replay Buffer Sizes.** We report the mIOU (%) of a model trained ER with different buffer size reported between parenthesis. We also report the performance of SimCS-enhanced baselines by leveraging VIPER. All methods are trained with  $N = 4$  iterations for each received batch. We observe that larger buffer sizes improves the performance under the ODICS setups. Further, *SimCS consistently improved the performance of all baselines on all observed domains.*

Method \ Domain	CS	IDD	BDD	ACDC	mIOU
ER(200)	46.9	46.2	40.9	49.7	45.9
+ VIPER	49.2	48.9	42.2	51.4	47.9
ER(800)	47.4	47.8	40.9	48.8	46.2
+ VIPER	48.5	50.0	42.5	52.0	48.3
ER(1000)	48.6	50.4	42.2	48.5	47.4
+ VIPER	49.2	50.2	43.5	51.5	48.6
ER(1200)	49.3	50.2	43.2	50.3	48.3
+ VIPER	50.8	51.7	44.1	50.3	49.2

Table 7. **Performance Comparison under Different Regularization Importance.** We report the mIOU (%) of a model trained with different values of  $\lambda$ . All methods are trained with  $N = 4$  iterations for each received batch. *SimCS consistently improved the performance of all baselines on all observed domains.*

Method \ Domain	CS	IDD	BDD	ACDC	mIOU
EWC( $\lambda = 1$ )	34.1	35.8	33.1	37.8	27.7
EWC( $\lambda = 10$ )	41.5	38.8	35.9	47.9	41.0
MAS( $\lambda = 1$ )	41.4	37.1	34.6	48.2	40.3
MAS( $\lambda = 10$ )	36.7	36.1	31.4	40.0	36.1
LwF( $\lambda = 1$ )	43.0	38.9	35.2	47.9	41.3
LwF( $\lambda = 10$ )	43.1	40.7	36.3	48.7	42.2

Further, we find that SimCS provides a consistent performance improvement irrespective of the buffer size. This shows another aspect of the robustness and how versatile SimCS under different learning algorithms for ODICS.

## B.4. Varying Regularization Importance

In Section 5, we reported the results for regularization based methods cross validated at the best  $\lambda$  value. Here, we explore the effect of varying  $\lambda$  on the performance of regularization based methods. Table 7 summarizes the results of EWC, MAS, and LwF for different regularization importance values  $\lambda$ . We found that both EWC and MAS are more sensitive to variations of  $\lambda$  as they deploy the regularization directly to network parameters. However, we observe the distillation approach; LwF, is more robust to such variations making it more suitable to ODICS setup.

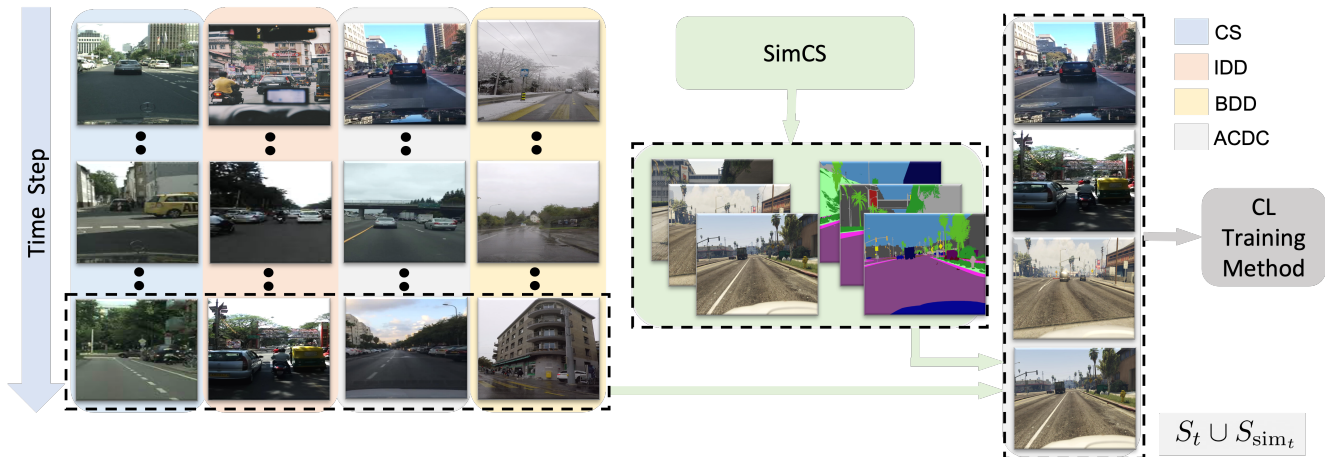


Figure 5. **Online Data Incremental Continual Semantic Segmentation with SimCS.** The learner receives a mixed batch from different domains. SimCS provides simulated data with aligned labels space to the real data. Note that different domains might present the learner with different amounts of data.

### B.5. Analysis on Different Domain Orders

In Section 5.6, we analyzed the performance variations under different domain orders. We also showed that SimCS improves, not only the backward transfer; *i.e.* forgetting, but also the performance on unseen domains; *i.e.* forward transfer. Here we attempt at providing more insights on the reasoning for this behaviour.

Regarding improving the forward transfer, we believe that SimCS provides the learner with extra data diversity. Meaning, simulated data could capture experiences that do not exist in earlier domains in the stream but might benefit the generalization to unseen domains. Further, the distribution of labels in the generated simulation data could be closer to some real distributions than other real domains. For example, one could match the number of car instances in a generated image to be closer to IDD (more vehicles) or change the weather conditions to match ACDC. Note that SimCS, while generating the simulated data with randomly setting the simulation parameters, provided cross the board performance improvements on unseen domains as shown in Figure 4. We leave further experiments on better utilization of simulated data for CL for future work.

Regarding improving the backward transfer, we hypothesize the simulated data serve as a regularizer for not forgetting previously learnt domains. That is, the distribution of simulated data does not exactly match any of the real-world domains, but might be bridging different real domains. This is demonstrated on the robustness of SimCS to different domain orders in Figure 4 where performance improvements were shown in all considered scenarios. Another evidence to this hypothesis, is the results reported in Table 2 were SimCS improved the performance even when using VIPER in the pretraining stage. That is, although the learner ob-

Table 8. **Performance Comparison Under Data Incremental Learning.** We report the mIOU of a model trained on a stream and evaluated on each of dataset in the stream.

Method	Dataset	CS	IDD	BDD	ACDC	mIOU
	NT		42.3	47.7	38.9	39.7
+ CARLA		43.4	49.8	39.2	41.4	43.4
+ VIPER		43.5	49.8	39.5	40.8	43.4

served VIPER data, including simulated data in the continual learning process still provides significant performance enhancements.

### C. Online Data Incremental Setup

At last, we present another realistic setup of continual learning for autonomous driving systems. We consider the scenario where different systems exist at different locations and collect data simultaneously. This results in a data incremental setup where the learner observes at each time step  $t$  a set of images belonging to different domains. However, different domains could reveal different amounts of data. Figure 5 summarizes this setup with the inclusion of SimCS.

We conduct preliminary experiments with Naive Training (NT) and report the results in Table 8 for NT, and NT+SimCS. We follow similar experimental setup to the one in Section 5.1. We observe that SimCS provides performance improvements under this setup, similar to ODICS. We measure a performance improvement of 1.3% when including simulated data into the training process. We leave a further detailed analysis to this setup along with more experimental results to a future work.