

Characterizing Engagement Dynamics across Topics on Facebook

Gabriele Etta¹, Emanuele Sangiorgio², Niccolò Di Marco³, Michele Avalle¹, Antonio Scala⁴, Matteo Cinelli¹, Walter Quattrociocchi¹

¹ Center of Data Science and Complexity for Society, Department of Computer Science, Sapienza Università di Roma

² Department of Social and Economic Sciences, Sapienza Università di Roma

³ Department of Mathematics and Computer Science, University of Florence, Italy

⁴ ISC-CNR UoS Sapienza, Rome, Italy

* quattrociocchi@di.uniroma1.it

Abstract

Social media platforms heavily changed how users consume and digest information and, thus, how the popularity of topics evolves. In this paper, we explore the interplay between the virality of controversial topics and how they may trigger heated discussions and eventually increase users' polarization. We perform a quantitative analysis on Facebook by collecting $\sim 57M$ posts from $\sim 2M$ pages and groups between 2018 and 2022, focusing on engaging topics involving scandals, tragedies, and social and political issues. Using logistic functions, we quantitatively assess the evolution of these topics finding similar patterns in their engagement dynamics. Finally, we show that initial burstiness may predict the rise of users' future adverse reactions regardless of the discussed topic.

Introduction

The advent of social media platforms changed how users consume information online [1–4]. The micro-blogging features on Twitter and Facebook, combined with a direct interaction between news producers and consumers, have remarkably affected how people get informed, shape their own opinions, and debate with other peers online [5–7]. Over the years, following the business model of social media platforms, news outlets and producers attempted to maximize the time spent by users on their contents [8,9], giving birth to the concept of *attention economy* [10]. The term refers to the users' limited capability and time to process all information they interact with [11–13]. The transition toward a news ecosystem shaped on social media platforms unveiled patterns in information consumption at multiple scales [14,15], which contributed to the emergence of the polarisation phenomenon, and the formation of like-minded groups called echo chambers [16–18]. Within echo chambers, characterized by homophily in the interaction network and bias in information diffusion towards like-minded peers, selective exposure [19] is a significant driver for news consumption [17]. The combination of echo chambers and selective exposure makes users more likely to ignore dissenting information [20], choosing to interact with narratives adhering to their point of view [15,21].

Several studies explored the existence of these mechanisms in many topics concerning political elections, public health, climate change, and trustworthiness of the news sources [15, 21–29]. Findings indicate neither the topic nor the quality of information explains the users’ opinion-formation process. Instead, several studies observed how the virality of discussions can increase the likelihood of inducing polarization, hate speech, and toxic behaviors [30–32], highlighting how recommendation algorithms may have a role in shaping the news diet of users.

Therefore, it is necessary to provide a better understanding of how user interest evolves in online debates. To achieve this goal, we provide a quantitative assessment of the dynamics underlying user interest in news articles about different topics. In this paper, we analyze the engagement patterns produced by $\sim 57M$ posts on Facebook related to ~ 300 topics, involving a total of $\sim 2M$ posting pages and groups over a period that ranges from 2018 to 2022. We first provide a quantitative assessment of topics’ resonance through time, extracting insightful parameters from their engagement evolution. Then, we exploit the obtained parameters by assessing relationships with the sentiment expressed by users through their positive and negative reactions. Our results show that topics are generally characterized by an interest that constantly increases since the appearance of the first post. We find that topics’ interactions grow with permanent intensity, even for prolonged periods, indicating how interest is a cumulative process that takes time. We statistically validate this result by comparing parameters across topic categories, discovering no differences in the evolution of the engagement. Indeed, regardless of their category, topics keep users engaged steadily over time, and their lifetime progression seems thus unrelated to its thematic field. Finally, we find that topics with sudden virality tend to trigger more controversial and heterogeneous interactions. In turn, topics with a steady evolution exhibit more positive and homogeneous reaction types. This difference in the sentiment of reactions, and the protracted duration of topics’ lifetime, are both upshots consistent with the emergence of selective exposure as a driver of news consumption.

Materials and Methods

This section describes the data collection process, the topic extraction process, the models and the metrics employed in assessing collective attention.

Overview of the data collection process

The data collection process comprises several parts, as described in Fig. 1. We start by creating a sample of news articles from the GDELT event database [33], and then we process the articles’ text to obtain a set of representing terms. Consequently, we apply the Louvain community detection algorithm [34] on the co-occurrence term network to identify the topics of interest. The terms representing these topics will serve as input for the collection of posts from Facebook.

News Extraction from GDELT

The GDELT (Global Database of Events, Language, and Tone) Project [35], powered by Google Jigsaw, is a database of global human society which monitors the world’s broadcast, print, and web news from nearly every corner of every country in more than 100 languages. It identifies the people, locations, organisations, themes, sources, emotions, counts, quotes, images and events driving our global society every second of every day [36]. We gathered news articles from the GDELT 2.0 Event Database [33], which can store new world’s breaking events every 15 minutes and translates the

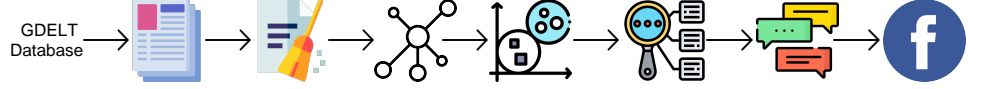


Fig 1. Summary of the analysis workflow followed in the current study. News articles are collected from the GDELT Database, and their corpus is extracted, cleaned and analyzed to retrieve the most representing terms. The co-occurrence network built upon these terms serves as an input for the Louvain community detection algorithm to identify keyword clusters. Independent labellers then analyze these clusters to identify the subset of words that represent the topic under consideration, which are then used on Crowdtangle to retrieve the Facebook posts relating to those events.

corresponding news articles in 65 languages, representing 98.4% of its daily non-English monitoring volume [37]. The analysis covers a period between 1/1/2018 and 13/5/2022, collecting 50 news articles each week for a total of $\sim 79K$.

Extracting representative keywords from news articles

To clean and extract the most representative keywords of each news article, we employed the *newspaper3k* Python package [38]. We initially extracted words from the body of the article, excluding stopwords and numbers. Then, we computed the word frequency $f(w, i)$ for each word w in article i . Finally, we sorted words in descending order according to their frequency, keeping the top 10 most frequent words.

Topic Extraction from News Article’s Keywords

The list of terms with the corresponding news articles can be formalised as a bipartite graph $G = (T, A, E)$ whose partitions T and A represent the set of terms $t \in T$ and the articles $a \in A$ respectively, for which an edge $(t, a) \in E$ exists if a term t is present in an article a . By projecting graph G on its terms T we obtain an undirected graph P made up of nodes $t \in T$, which are connected if they share at least one news article.

We perform community detection on the nodes of P by employing the Louvain algorithm [34]. As a result, we obtain a set of clusters C , where each cluster $c \in C$ contains a list of keywords that are assumed to be semantically related to a topic. We then asked a pool of three human labellers to select, for each community, from two to three terms they considered the most representative to identify a topic unambiguously.

Data collection of Facebook posts

The news articles obtained from the GDELT Event Database do not contain information helpful in estimating the attention they generate online. To include the dimension of user engagement, we employ each topic’s set of representative terms to collect Facebook data over a period that goes from 01/01/2018 to 05/05/2022. The data was obtained using CrowdTangle [39], a Facebook-owned tool that tracks interactions on public content from Facebook pages, groups, and verified profiles. CrowdTangle does not include paid ads unless those ads began as organic, non-paid posts that were subsequently “boosted” using Facebook’s advertising tools. CrowdTangle also does not store data regarding the activity of private accounts or posts made visible only to specific groups of followers.

The collection process produced a total of $\sim 57M$ posts from $\sim 2M$ unique pages and groups, generating $\sim 8B$ interactions. The result of the data collection process is

described in Table 1.

Total News Articles from GDELT	Total Posts from Facebook	Total Interactions	Total Groups and Pages	Number of Topics Collected	Period
79 650	57 031 026	8 015 177 602	2 224 430	296	1/1/2018 - 13/5/2022

Table 1. Data Breakdown of the study, including the total amount of news articles and posts collected from GDELT and Facebook respectively, together with the number of topics and the analysis period..

Topic Categorization

To provide a correspondence between topics and their area of interest, we performed a categorization activity under the following labels: Art-Culture-Sport (ACS), Economy, Environment, Health, Human Rights, Labor, Politics, Religion, Social and Tech-Science. Three human labellers carried out the activity to connect topics and categories, choosing as the representative only those categories selected by at least two of the three labellers.

Metrics

We begin by describing a measure for fitting the cumulative engagement evolution. Then, based on the previous step, we outline an index to evaluate the sharpness of the topic’s diffusion. Finally, we introduce a sentiment score to assess the topic’s controversy by using Facebook’s reactions.

Fitting cumulative engagement evolution

The diffusion of new ideas has been widely studied in the past [40–45], indicating how the logistic function can effectively model the diffusion of innovations. Therefore, to model the evolution of the engagement received by posts, we fit the cumulative distribution of the overall engagement (i.e., the number of likes, shares and comments) over time employing a function $f_{\alpha,\beta}(t)$, with $\alpha, \beta \in \mathbb{R}$, defined as

$$f_{\alpha,\beta}(t) = \frac{1}{1 + e^{-\alpha(t-\beta)}}. \quad (1)$$

From a mathematical point of view, Eq. 1 defines a general sigmoid function that depends on the parameters α and β . The α parameter represents the slope of the function, describing the steepness of the engagement evolution. On the other hand, β is the point at which the function reaches the value 0.5 and quantifies the time required for a topic to reach half its total interactions.

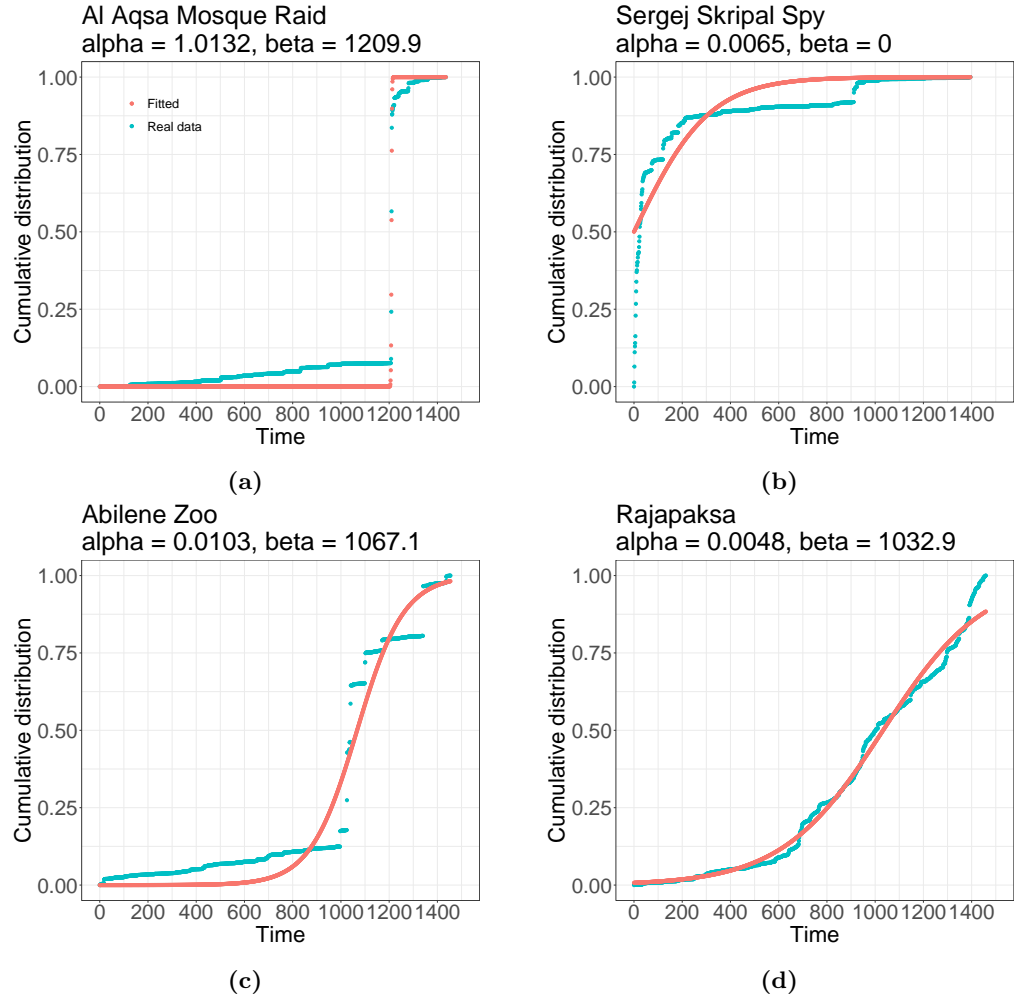


Fig 2. Representation of a sample of four topics employing their normalized cumulative evolution of engagements and fittings. The incidence of the α parameter can be observed in the sharpness of the fitting curves. The β parameter instead regulates the shift of the function through the x axis: the higher its value, the higher the delay from t_0 where the sigmoid produces its increment.

To provide a representation of the impact that α and β can have in topic engagement evolution, Fig. 2 displays four topics with peculiar configurations. Fig. 2a shows a sigmoid in which the high values of α and β produce a sharp increment relatively far from t_0 . Such behaviour corresponds to those topics that require some time before gaining resonance with the public. Fig. 2b instead provides a fit where the sigmoid produces low values for α and β , resulting in a smoother increment in the proximity of t_0 than the one described in Fig. 2a. Finally, Fig. 2c and 2d provide an example of how two curves that share similar values of β parameters can have a different evolution of their increase by slightly modifying the values for α parameter.

Speed Index

To model the evolution of a topic by taking into account the joint contribution of α and β parameters, we define a measure called the Speed Index $SI(f_{\alpha,\beta})$ as

$$SI(f_{\alpha,\beta}) = \frac{\int_0^T f_{\alpha,\beta}(t)dt}{T}, \quad (2)$$

where T represents the time of the last observed value for $f_{\alpha,\beta}(t)$. Note that SI is the mean integral value of $f_{\alpha,\beta}$, i.e. the normalised area under the curve of $f_{\alpha,\beta}$ (therefore $SI(f_{\alpha,\beta}) \in [0, 1]$). The assumption in the definition of this function relies on the fact that high-speed values are obtained by sigmoids that reach the plateau in a short time, as the behaviour represented in Fig. 2b.

Love-Hate Score

To quantify the level of sentiment that a Facebook post produces, we define a measure of controversy called Love-Hate Score $LH(i) \in [-1, 1]$ as

$$LH(i) = \frac{l_i - h_i}{l_i + h_i}, \quad (3)$$

where h_i and l_i are respectively the total number of *Angry* and *Love* reactions collected by a post i . A value of LH equal to -1 indicates that the post received only *Angry* reactions from the users, while a value equal to 1 indicates that the post received only *Love* reactions.

Results and Discussion

Quantifying topic resonance

We first provide a quantitative assessment of the topics' resonance on social media. To do so, we perform a Non-linear Least Squares (NLS) regression by fitting the sigmoid function $f_{\alpha,\beta}(t)$ to the cumulative evolution of the engagement for each topic.

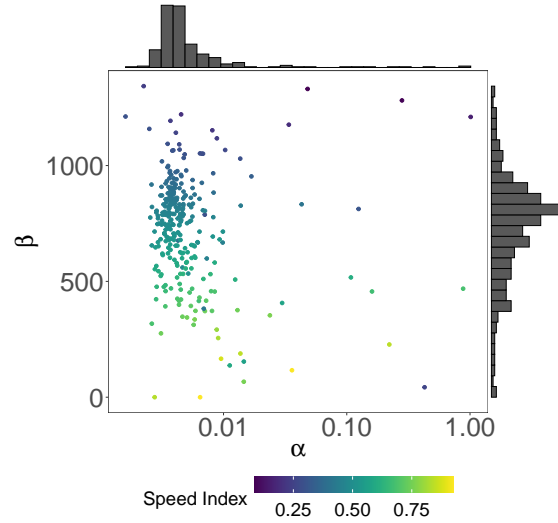


Fig 3. Joint distribution of α and β parameters obtained from the NLS regression for each topic. We observe that topics are generally characterized by values of α and β , which explains how user interest in a topic does not increase all of a sudden but is the result of a process that evolves over time.

The distribution of the α parameter provided in Fig. 3 describes how the majority of topics have a value of α belonging to the $[0, 0.0047]$ interval. This result demonstrates

how user interest in a topic does not suddenly increase but results from a long-term process. The distribution of the β parameter, instead, describes a prevalence of topics in the $[600, 1000]$ interval, identifying the tendency of topics to become a matter of interest with some delay w.r.t the first post covering them.

Evaluating the relationship between topic resonance and controversy

To quantify the interplay between user interest in a topic and the controversy it produces, we compute the Spearman correlation between the Speed Index and the Love-Hate (LH) Score for each topic. Results from the upper panel of Fig. 4 show a general negative tendency of users to react with adverse sentiment when a topic gains engagement faster ($\rho = -0.26$), leaving positive reactions to those topics that require time to gain resonance. Results described in the lower panel of Fig. 4 provide further characterization of the interplay between the Speed Index and the Love-Hate score after classifying the topics according to the four most frequent categories analyzed, i.e., Politics, Labor, Human Rights and Health. We observe how the Politics and Health categories have the lowest correlation scores ($\rho = -0.36$ and $\rho = -0.45$), providing further evidence of their intrinsic polarizing attitude (see Table 5 for the complete list of correlation coefficients). Furthermore, the correlation between α and LH Score produces similar results as with the Speed Index (see Fig. 5 in SI for more details).

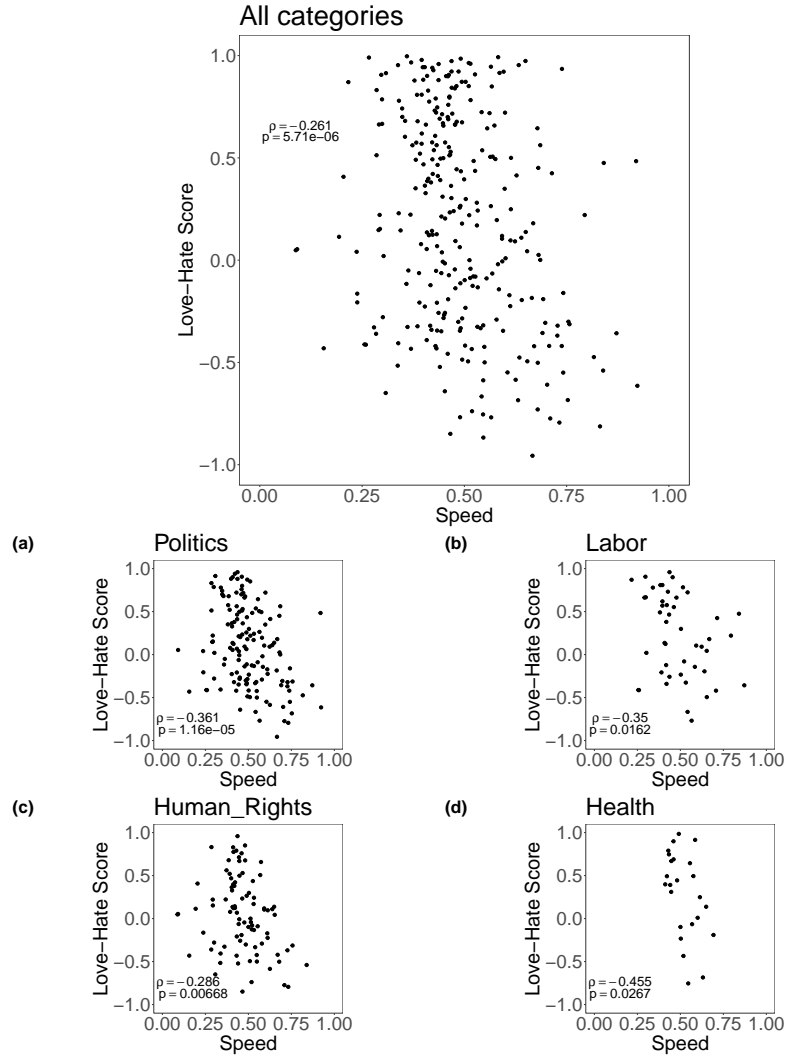


Fig 4. Upper panel: correlation between SI and LH score for each of the topics identified. Lower panel: correlation between SI and LH score for the top 4 most frequent topics. Overall, we observe how users react negatively as topics become sharply viral.

Assessing the differences of engagement behaviors across topic categories

To conclude our analysis, we investigate the differences in the evolution of engagement across topic categories. In particular, for each parameter distribution (α , β and SI), we apply a two-tailed Mann-Whitney U test [46] to each pair of parameters. Table 2 provides the percentages of the significant p-values for the four parameters. Due to the necessity to perform multiple tests, we apply a Bonferroni correction to our standard significance level of 0.05, leading to reject the null hypothesis if the p-value $p < 0.001$. Our results show that the resulting p-values from the tests do not lead to rejecting the null hypothesis. Such a result corroborates the hypothesis that, on average, users are characterized by homogeneous engagement patterns that are not influenced by the consumed topic. We further extend the statistical assessment by performing the same test between Love-Hate Score distributions of the different categories.

	α	β	Speed Index	Love-Hate
<0.001	2.22%	0%	0%	20%
>0.001	97.78%	100%	100%	80%

Table 2. Percentage of p-values resulting from the two-sided Mann–Whitney U test between each category employing their α , β , Speed Index and Love-Hate Score.

Conversely to engagement evolution results, the topic’s category explains differences in the sentiment of reactions in 20% of cases. Such findings reveal that some categories are composed of significantly more negative and controversial topics, indicating how elicited reactions vary according to specific subjects. Understanding that some of them are more prone to induce negative feedback from users could be a proxy to introduce their related topics in the online debate.

Conclusions

In this work, we perform a quantitative analysis of user interest on a total of $\sim 57M$ Facebook posts referring to ~ 300 different topics ranging from 2018 to 2022. We initially quantify the distribution of topics’ resonance throughout the analysis. Then, we evaluate the relationship between engagement and controversy. Ultimately, we assess the differences in engagement across different categories of topics. Our findings show that, on average, user interest in topics does not increase exponentially right after their appearance but, instead, it grows steadily until it reaches a saturation point. From a sentiment perspective, topics that gained resonance right after their initial appearance are more likely to collect negative/controversial reactions, whilst topics which are more steady in their growth tend to attract positive user interactions. This result provides evidence about how recommendation algorithms should introduce topics adequately since sudden rises in topic resonance tend to reinforce polarization mechanisms. Finally, we find no statistical difference between user interest across different categories of topics, providing evidence that, on a relatively large time window, the evolution of engagement with posts is primarily unrelated to their subject. On the contrary, we observe differences in the sentiment generated by the different topics, providing evidence of how polarisation drives people to perceive the piece of content they consume online in different ways, according to their framing and system of beliefs.

User interest and engagement evolution in the online debate are both aspects of human behaviour on social media whose underlying dynamics still need to be discovered from an individual point of view. Our findings provide an aggregate perspective of the interplay between major emerging behavioral dynamics and topics’ lifetime progression, deepening the relationship between diffusion patterns and users’ reactions. Understanding that topics with an early burst in virality are associated with primarily adverse reactions from users sheds light on their tendency to react instinctively to new content. This approach enables the identification of highly polarizing topics, since their initial stage of diffusion, by observing the heterogeneity of users’ reactions. The following study presents some limitations. In data collection, CrowdTangle provides only posts from public Facebook pages with more than 25K Page Likes or Followers, public Facebook groups with at least 95K members, all US-based public groups with at least 2K members, and all verified profiles. These restrictions affected our datasets’ sample and our findings’ generality. Moreover, we did not have access to removed posts, groups, and pages, which could have been a meaningful proxy to characterize the attention dynamics of retracted content. Finally, since Crowdtangle does not provide information about users interacting with posts, we cannot assess their engagement from an individual perspective and model the possible relationship between users and topics employing a network approach.

Future works may extend the application of the proposed methodology on additional social media platforms to assess the role of the algorithms in the attention economy. Researchers may also take advantage of the extensions to further platforms by assessing the attention dynamics of users concerning specific topics.

1 Acknowledgements

We acknowledge the 100683EPID Project “Global Health Security Academic Research Coalition” SCH-00001-3391.

References

1. Taha Yasseri, Patrick Gildersleve, and Lea David. Collective memory in the digital age. *Collective Memory*, Elsevier, 2022.
2. George Lazaroiu. The role of social media as a news provider. *Review of Contemporary Philosophy*, 13:78–84, 2014.
3. Ali Nobil Ahmad. Is twitter a useful tool for journalists? *Journal of media practice*, 11(2):145–155, 2010.
4. Daniele Notarmuzi, Claudio Castellano, Alessandro Flammini, Dario Mazzilli, and Filippo Radicchi. Universality, criticality and complexity of information propagation in social media. *Nature communications*, 13(1):1–8, 2022.
5. Jo Brown, Amanda J Broderick, and Nick Lee. Word of mouth communication within online communities: Conceptualizing the online social network. *Journal of interactive marketing*, 21(3):2–20, 2007.
6. Richard Kahn and Douglas Kellner. New media and internet activism: from the ‘battle of seattle’ to blogging. *New media & society*, 6(1):87–95, 2004.
7. Shannon C McGregor. Social media as public opinion: How journalists use social media to represent public opinion. *Journalism*, 20(8):1070–1086, 2019.
8. Roope Jaakonmäki, Oliver Müller, and Jan Vom Brocke. The impact of content, context, and creator on user engagement in social media marketing. *Proceedings of the 50th Hawaii International Conference on System Sciences*, 2017.
9. Paul M Di Gangi and Molly M Wasko. Social media engagement theory: Exploring the influence of user engagement on social media usage. *Journal of Organizational and End User Computing (JOEUC)*, 28(2):53–73, 2016.
10. Herbert A Simon et al. Designing organizations for an information-rich world. *Computers, communications, and the public interest*, 72:37, 1971.
11. Stephen C Kies et al. Social media impact on attention span. *Journal of Management & Engineering Integration*, 11(1):20–27, 2018.
12. Kristoffer Holt, Adam Shehata, Jesper Strömbäck, and Elisabet Ljungberg. Age and the effects of news media attention and social media use on political interest and participation: Do social media function as leveller? *European journal of communication*, 28(1):19–34, 2013.
13. Stoney Brooks. Does personal social media usage affect efficiency and well-being? *Computers in Human Behavior*, 46:26–37, 2015.

14. Matteo Cinelli, Emanuele Brugnoli, Ana Lucia Schmidt, Fabiana Zollo, Walter Quattrociochi, and Antonio Scala. Selective exposure shapes the facebook news diet. *PloS one*, 15(3):e0229129, 2020.
15. Michela Del Vicario, Alessandro Bessi, Fabiana Zollo, Fabio Petroni, Antonio Scala, Guido Caldarelli, H Eugene Stanley, and Walter Quattrociochi. The spreading of misinformation online. *Proceedings of the National Academy of Sciences*, 113(3):554–559, 2016.
16. Seth Flaxman, Sharad Goel, and Justin M Rao. Filter bubbles, echo chambers, and online news consumption. *Public opinion quarterly*, 80(S1):298–320, 2016.
17. Matteo Cinelli, Gianmarco De Francisci Morales, Alessandro Galeazzi, Walter Quattrociochi, and Michele Starnini. The echo chamber effect on social media. *Proceedings of the National Academy of Sciences*, 118(9):e2023301118, 2021.
18. J Anthony Cookson, Joseph Engelberg, and William Mullins. Echo chambers. *Available at SSRN 3603107*, 2022.
19. Joseph T Klapper. The effects of mass communication. 1960.
20. Fabiana Zollo, Alessandro Bessi, Michela Del Vicario, Antonio Scala, Guido Caldarelli, Louis Shekhtman, Shlomo Havlin, and Walter Quattrociochi. Debunking in a world of tribes. *PloS one*, 12(7):e0181821, 2017.
21. Alessandro Bessi, Antonio Scala, Luca Rossi, Qian Zhang, and Walter Quattrociochi. The economy of attention in the age of (mis) information. *Journal of Trust Management*, 1(1):1–13, 2014.
22. Delia Mocanu, Luca Rossi, Qian Zhang, Marton Karsai, and Walter Quattrociochi. Collective attention in the age of (mis) information. *Computers in Human Behavior*, 51:1198–1204, 2015.
23. Matteo Cinelli, Walter Quattrociochi, Alessandro Galeazzi, Carlo Michele Valensise, Emanuele Brugnoli, Ana Lucia Schmidt, Paola Zola, Fabiana Zollo, and Antonio Scala. The covid-19 social media infodemic. *Scientific reports*, 10(1):1–10, 2020.
24. Gabriele Etta, Alessandro Galeazzi, Jamie Ray Hutchings, Connor Stirling James Smith, Mauro Conti, Walter Quattrociochi, and Giulio Valentino Dalla Riva. Covid-19 infodemic on facebook and containment measures in italy, united kingdom and new zealand. *PloS one*, 17(5):e0267022, 2022.
25. Max Falkenberg, Alessandro Galeazzi, Maddalena Torricelli, Niccolò Di Marco, Francesca Larosa, Madalina Sas, Amin Mekacher, Warren Pearce, Fabiana Zollo, Walter Quattrociochi, and Andrea Baronchelli. *Nature Climate Change*, pages 50–60, 2022.
26. Cristian Candia, C Jara-Figueroa, Carlos Rodriguez-Sickert, Albert-László Barabási, and César A Hidalgo. The universal decay of collective memory and attention. *Nature human behaviour*, 3(1):82–91, 2019.
27. Sylvie C Briand, Matteo Cinelli, Tim Nguyen, Rosamund Lewis, Dimitri Prybylski, Carlo M Valensise, Vittoria Colizza, Alberto Eugenio Tozzi, Nicola Perra, Andrea Baronchelli, et al. Infodemics: A new challenge for public health. *Cell*, 184(25):6010–6014, 2021.

28. Alexandre Bovet and Hernán A Makse. Influence of fake news in twitter during the 2016 us presidential election. *Nature communications*, 10(1):1–14, 2019.
29. Carlo M Valensise, Matteo Cinelli, Matthieu Nadini, Alessandro Galeazzi, Antonio Peruzzi, Gabriele Etta, Fabiana Zollo, Andrea Baronchelli, and Walter Quattrociocchi. Lack of evidence for correlation between covid-19 infodemic and vaccine acceptance. *arXiv preprint arXiv:2107.07946*, 2021.
30. Fatemeh Tahmasbi, Leonard Schild, Chen Ling, Jeremy Blackburn, Gianluca Stringhini, Yang Zhang, and Savvas Zannettou. “go eat a bat, chang!”: On the emergence of sinophobic behavior on web communities in the face of covid-19. In *Proceedings of the Web Conference 2021*, WWW ’21, page 1122–1133, New York, NY, USA, 2021. Association for Computing Machinery.
31. Matteo Cinelli, Andraž Pelicon, Igor Mozetič, Walter Quattrociocchi, Petra Kralj Novak, and Fabiana Zollo. Dynamics of online hate and misinformation. *Scientific reports*, 11(1):1–12, 2021.
32. *Social Media and Democracy: The State of the Field, Prospects for Reform*. SSRC Anxieties of Democracy. Cambridge University Press, 2020.
33. GDELT. Gdelt 2.0: Our global world in realtime.
34. Vincent D Blondel, Jean-Loup Guillaume, Renaud Lambiotte, and Etienne Lefebvre. Fast unfolding of communities in large networks. *Journal of statistical mechanics: theory and experiment*, 2008(10):P10008, 2008.
35. GDELT. The gdelt project.
36. Kalev Leetaru and Philip A Schrodtt. Gdelt: Global data on events, location, and tone, 1979–2012. In *ISA annual convention*, volume 2, pages 1–49. Citeseer, 2013.
37. GDELT. Gdelt 2.0: Our global world in realtime.
38. Lucas Ou-Yang. Newspaper3k, 2013.
39. CrowdTangle Team. Crowdtangle. *Facebook, Menlo Park, California, United States*, 2020.
40. Gabriel De Tarde. *The laws of imitation*. H. Holt, 1903.
41. Everett M. Rogers. New Product Adoption and Diffusion. *Journal of Consumer Research*, 2(4):290–301, 03 1976.
42. Arnulf Grubler. *The rise and fall of infrastructures: dynamics of evolution and technological change in transport*. Physica-Verlag, 1990.
43. Carlota Perez. *Technological revolutions and financial capital*. Edward Elgar Publishing, 2003.
44. Les Robinson. Changeology. *How to enable groups, communities and societies to do things they’ve never done before*. 272p, 2012.
45. Orakanya Kanjanatarakul, Komsan Suriya, et al. Comparison of sales forecasting models for an innovative agro-industrial product: Bass model versus logistic function. *The Empirical Econometrics and Quantitative Economics Letters*, 1(4):89–106, 2012.
46. Henry B Mann and Donald R Whitney. Growing polarization around climate change on social media. *The annals of mathematical statistics*, pages 50–60, 1947.

Supporting Information

List of topics employed

Topic Keywords	First Post Date	Last Post Date	Categories
Amyotrophic.lateral.sclerosis	2018-01-02	2021-12-31	Social, Health
DeleteUber	2018-01-01	2021-12-19	Labor, Social
Roy_Moore_sexual_misconduct	2018-01-02	2021-12-13	Human_Rights, Politics, Social
abilene_zoo	2018-01-08	2022-01-01	Art.Culture.Sport, Environment
abu_sayyaf	2018-01-02	2021-12-31	Human_Rights, Politics, Religion
action_news_jax	2018-01-01	2021-12-31	Art.Culture.Sport
afghan_refugees	2018-01-01	2021-12-31	Human_Rights
afghanistan.pakistani.militant	2018-01-02	2021-12-31	Human_Rights, Politics, Religion
afghanistan_war	2018-01-02	2022-01-01	Human_Rights, Politics, Religion
afp.paedophile.ring	2018-08-15	2021-11-02	Human_Rights
agent.skripal.spy	2018-03-05	2021-12-29	Politics
aids_hiv	2018-01-02	2021-12-31	Social, Health
al.laqa.jerusalem.raid	2018-01-15	2021-12-20	Human_Rights, Politics, Religion, Social
alaska.pipeline	2018-01-02	2021-12-31	Economy, Environment
alex.jones	2018-01-02	2021-12-31	Art.Culture.Sport, Politics, Social
alshabab.mogadishu.somalia	2018-01-24	2021-12-31	Human_Rights, Politics, Religion
aluminium.steel.tariffs	2018-01-11	2021-12-31	Economy, Labor, Politics
andhra.pradesh.uttarandhra	2018-02-05	2021-12-03	Economy, Politics, Social
animal.conservation	2018-01-01	2021-12-31	Environment
animal.cruelty	2018-01-02	2021-12-31	Environment, Health
animal.sanctuary.tiverton	2018-03-19	2021-12-18	Environment, Labor
antarctic.ice.melting	2018-01-02	2021-12-31	Environment, Social
antisemitic.jewish.orthodox	2018-02-02	2021-12-26	Human_Rights, Religion, Social
apc.pdp.sheriff	2018-01-03	2021-12-30	Politics
armenia.azerbaijan.border	2018-01-09	2021-12-31	Politics, Social
arvind.kejriwal	2018-01-02	2020-12-31	Human_Rights, Politics, Social
ashland.fundraising	2018-01-03	2021-12-31	Art.Culture.Sport, Economy, Social
asian.hate	2018-01-01	2021-12-31	Human_Rights, Social
aung.san.suu.kyi	2018-01-02	2021-12-31	Human_Rights, Politics, Social
australian.refugees	2018-01-02	2022-01-01	Human_Rights, Labor, Social
baghdad.shiites	2018-01-04	2021-11-29	Religion, Social
ballistic.missile.test	2018-01-01	2021-12-31	Environment, Politics, Social, Tech_Sci
band.debut.album	2018-01-01	2021-12-31	Art.Culture.Sport
benghazi.libya.militias	2018-01-04	2021-12-21	Human_Rights, Politics, Religion
bilateral.cooperation	2018-01-01	2021-12-31	Economy, Politics
birds.invasive.population.species.conservation	2018-01-05	2021-12-31	Environment
black.racism	2018-01-01	2021-12-31	Human_Rights, Social
blacklivesmatter	2019-05-21	2021-12-31	Human_Rights, Social
blue.whale.challenge	2018-01-01	2021-12-31	Social, Health
boat.sinks.die	2018-01-01	2021-12-25	Human_Rights, Social
boeing.737.max.crash	2018-01-01	2021-12-31	Social
boko.haram	2018-01-02	2022-01-01	Human_Rights, Politics, Religion
bollywood.celebrities	2018-01-01	2021-12-31	Art.Culture.Sport
bolsonaro.brazil	2018-01-03	2021-12-31	Human_Rights, Politics, Social
bomber.commits.suicide	2018-01-24	2021-12-14	Social
boris.hunt.tory.debate	2018-01-31	2021-09-04	Politics, Social
boris.johnson	2018-01-01	2021-12-31	Politics
bowe.bergdahl	2018-01-03	2021-12-26	Human_Rights
brain.cells.tumour	2018-01-03	2021-12-31	Social, Tech_Sci, Health
breast.cancer	2018-01-01	2021-12-31	Social, Health
britain.bridge.collapse	2018-01-03	2021-12-23	Art.Culture.Sport, Environment
bsf.jammu.kashmir	2018-01-02	2021-12-31	Politics
buckingham.palace	2018-01-02	2021-12-31	Art.Culture.Sport, Politics, Social
burqa	2018-01-01	2021-12-31	Human_Rights, Religion, Social
bus.accident	2018-01-01	2021-12-31	Labor, Social

california_wildfire	2018-01-01	2021-12-31	Environment
cameron_outcome_referendum	2018-01-02	2021-12-20	Politics, Social
capital_punishment	2018-01-01	2021-12-31	Human_Rights, Social
cathedral_notre_dame	2018-01-02	2021-12-31	Art.Culture.Sport, Environment, Social
charlie_hebdo	2018-01-02	2021-12-31	Art.Culture.Sport, Human_Rights, Politics, Religion, Social
charlottesville_rally_unite	2018-01-02	2021-12-31	Human_Rights, Social
chemtrails	2018-01-01	2021-12-31	Environment, Social, Tech.Sci
climate_warming	2018-01-01	2021-12-31	Environment, Social
co2_emissions	2018-01-01	2021-12-31	Environment, Politics, Tech.Sci
coach_k	2018-01-01	2021-12-31	Art.Culture.Sport
colombia_farc	2018-01-01	2021-12-31	Politics
colorado_shooting	2018-01-02	2021-12-31	Social
confederate_statue_removed	2018-01-04	2021-12-31	Art.Culture.Sport, Human_Rights, Social
contest_nobel_prize_winner	2018-01-17	2021-12-16	Art.Culture.Sport, Tech.Sci
correctional_prisons	2018-01-02	2021-12-31	Human_Rights
crypto_currency_exchange	2018-01-02	2021-12-31	Economy, Labor, Tech.Sci
cuban_embargo	2018-01-02	2021-12-31	Economy, Labor, Politics
cultural_heritage	2018-01-02	2021-12-31	Art.Culture.Sport, Environment, Human_Rights, Religion, Social
cyberbullying	2018-01-01	2021-12-31	Social, Tech.Sci
cybersecurity	2018-01-01	2021-12-31	Politics, Social, Tech.Sci
cybersquatting	2018-01-09	2021-12-23	Economy, Labor, Social, Tech.Sci
dakota_pipeline	2018-01-01	2021-12-31	Economy, Environment
dakota_standing_rock	2018-01-01	2021-12-31	Art.Culture.Sport, Environment, Human_Rights
delhi_pollution	2018-01-01	2021-12-31	Environment, Social, Tech.Sci
democracy_threat	2018-01-01	2021-12-31	Politics, Social
democrat_min_wage	2021-01-02	2021-12-31	Economy, Human_Rights, Labor, Politics
dieselgate	2018-01-01	2021-12-31	Economy, Environment, Labor, Tech.Sci
diplomatic_immunity	2018-01-01	2021-12-31	Politics
divorce_equality	2018-01-01	2021-12-31	Economy, Politics, Social
draft_nfl	2018-01-02	2021-12-31	Art.Culture.Sport
duncan_dallas Ebola	2018-04-12	2021-08-01	Social, Health
duterte_philippines	2018-01-02	2021-01-01	Human_Rights, Politics, Social
e-cigarettes	2018-01-02	2021-12-31	Economy, Environment, Tech.Sci, Health
early_late_voter	2018-01-03	2021-12-31	Politics, Social
earthquake_nepal	2019-01-02	2022-01-01	Environment
efcc_alleged_fraud	2018-01-03	2021-12-30	Economy, Labor
el_chapo_guzman	2018-01-02	2021-12-31	Economy, Social, Health,
elon_musk_tesla	2018-01-02	2021-12-31	Economy, Environment, Labor, Tech.Sci
endangered_species	2018-01-01	2021-12-31	Environment, Tech.Sci, Health
epa_effort	2018-01-03	2021-12-30	Environment, Social, Health
erdogan_coup_d_etat_attempt	2018-01-21	2021-12-06	Politics, Social,
erdogan_turkey	2018-01-01	2021-12-31	Human_Rights, Politics
eruption_volcanic_ash	2018-01-02	2021-12-31	Environment
european_commission	2018-01-01	2021-12-31	Economy, Labor, Politics, Social
fact-checking	2018-01-01	2021-12-31	Social
factory_farming	2018-01-01	2021-12-31	Economy, Environment, Labor
fadnavis_maharashtra	2018-01-02	2021-12-31	Environment, Politics, Social
farmers_irrigation_scheme	2018-01-02	2021-12-31	Economy, Environment, Labor, Tech.Sci
fashion_runway	2018-01-01	2021-12-31	Art.Culture.Sport
fiscal_cuts	2018-01-01	2021-12-31	Economy, Labor, Politics
flat_earth	2018-01-01	2021-12-31	Environment, Social, Tech.Sci
football_galbraith	2019-01-07	2021-12-27	Art.Culture.Sport
ford_kavanaugh	2018-02-13	2021-12-30	Human_Rights, Social
forest_wildfire	2018-01-02	2021-12-31	Environment
garda_dublin	2018-01-03	2021-12-31	Labor, Social
gay_marriages_ban	2018-01-05	2021-12-30	Human_Rights, Politics, Social
gdpr	2018-01-02	2022-01-01	Human_Rights, Politics, Social
geert_wilders_netherlands	2018-01-03	2021-12-05	Human_Rights, Politics, Religion
gender_bathroom	2018-01-01	2021-12-31	Social
gender_gap	2018-01-01	2021-12-31	Economy, Human_Rights, Labor, Politics, Social

gender_identity	2018-01-02	2021-12-31	Human_Rights, Social
george_bush	2018-01-02	2021-12-31	Politics
germany_nazi_merkel	2018-01-02	2021-12-24	Human_Rights, Politics, Religion, Social
grace_mugabe	2018-01-02	2021-12-30	Economy, Environment, Human_Rights, Politics
greek_bailout_tsipras	2018-01-08	2021-07-16	Economy, Labor, Politics, Social
hackers_disinformation	2018-01-03	2021-12-28	Social, Tech_Sci
haftar_lybia	2018-01-02	2021-12-31	Politics
hajj_pilgrimage	2018-01-02	2021-12-31	Religion, Social
halifax_mass_shooting	2018-01-25	2021-12-06	Social
hamas	2018-01-01	2021-12-31	Human_Rights, Politics, Religion
harvey_weinstein_sexual_abuse	2018-01-02	2021-12-31	Art_Culture_Sport, Human_Rights
hate_speech	2018-01-01	2021-12-31	Social
hezbollah_lebanon	2018-01-02	2021-12-31	Human_Rights, Politics, Religion, Social
hijab_ban	2018-01-01	2021-12-31	Human_Rights, Religion, Social
holocaust	2018-01-01	2021-12-31	Human_Rights, Religion, Social
homeless_shelter	2018-01-01	2021-12-31	Human_Rights, Social, Health
hong_kong_protest	2018-01-02	2021-12-31	Human_Rights, Politics, Social
honolulu_civil_beat	2021-11-02	2021-12-31	Art_Culture_Sport, Labor, Politics, Social
houthi_yemen	2018-01-02	2021-12-31	Politics, Religion, Social
humanitarian_aid	2018-01-01	2021-12-31	Human_Rights
hurricane_dorian	2021-01-02	2021-12-31	Environment
hydrogen_vehicles	2018-01-01	2021-12-31	Economy, Environment, Labor, Tech_Sci
illegal_immigration	2018-01-01	2021-12-31	Human_Rights, Politics
imran_khan	2018-01-02	2021-12-31	Art_Culture_Sport, Politics, Social
india_foreign_investment	2018-01-02	2021-12-31	Economy, Labor, Politics
intensive_animal_farming	2018-01-04	2021-12-31	Economy, Environment, Labor
iran_foreign_minister_zarif	2018-01-02	2021-12-13	Politics
iraqi_kurdish_mosul	2018-01-03	2021-12-27	Politics, Religion, Social
ireland_sinn_fein	2018-01-01	2021-12-31	Politics
jakarta_flood	2018-01-03	2021-12-27	Environment
jamal_khashoggi	2018-01-01	2021-12-31	Art_Culture_Sport, Human_Rights, Politics
jeffrey_epstein	2018-01-01	2021-12-31	Human_Rights
jeremy_corbyn_labour	2018-01-02	2021-12-31	Labor, Politics, Social
john_mccain	2018-01-01	2021-12-31	Politics
joyce_marcel	2018-01-04	2021-12-31	Art_Culture_Sport
julian_assange_wikileaks	2018-01-02	2021-12-31	Art_Culture_Sport, Economy, Politics, Social
kabila_congo	2018-01-01	2021-12-31	Politics
karnataka_assembly_poll	2018-01-01	2021-12-30	Politics
kayapo	2018-01-03	2021-12-31	Environment, Human_Rights
kenney_elected_mayor_philadelphia	2018-01-20	2021-12-31	Politics, Social
kiev_donetsk_separatists	2018-01-13	2021-12-31	Politics, Social
kiir_machar_south_sudan	2018-01-03	2021-12-31	Politics
kilauea_eruption	2018-01-01	2021-12-31	Environment, Tech_Sci
kim_jong_un	2018-01-01	2021-12-31	Human_Rights, Politics
klopp_liverpool	2018-01-02	2021-12-31	Art_Culture_Sport
labor_movement	2018-01-02	2021-12-31	Economy, Labor, Politics
lahore_rape	2018-01-01	2021-12-26	Human_Rights
lee_kuala_lumpur	2018-01-02	2021-12-31	Social
legalize_prostitution	2018-01-05	2021-12-30	Social
leo_varadkar_taoiseach	2018-01-02	2021-12-31	Human_Rights, Politics, Social
lgbt_discrimination	2018-01-02	2021-12-31	Human_Rights, Social
london_mayor_re-election_bid	2018-02-01	2021-11-15	Politics, Social
louisiana_parish_arrested	2018-01-02	2021-12-31	Social
lung_cancer	2018-01-01	2021-12-31	Social, Tech_Sci, Health
macron_france	2018-01-01	2021-12-31	Politics
maduro_venezuela	2018-01-02	2021-12-29	Politics
marco_rubio_debate	2021-01-03	2021-12-25	Politics
marijuana_legalization	2018-01-02	2022-01-01	Economy, Politics, Social, Health
marine_corps	2018-01-01	2021-12-31	Labor, Social

marine_le_pen	2018-01-02	2021-12-31	Politics
mars_mission	2018-01-01	2021-12-31	Environment, Tech_Sci
mars_spacecraft_mission	2018-01-02	2021-12-31	Environment, Tech_Sci
martin_luther_king	2018-01-02	2022-01-01	Human_Rights, Politics, Social
maryam_nawaz	2018-01-01	2021-12-31	Politics
mass_shootings	2018-01-02	2022-01-01	Social
measles	2018-01-01	2021-12-31	Social, Tech_Sci, Health
meghan_harry	2018-01-02	2022-01-01	Politics, Social
merkel_germany	2018-01-01	2021-12-31	Politics
metoo	2018-01-01	2021-12-31	Human_Rights, Labor, Social
metric_tonnes_waste	2018-01-02	2021-12-30	Environment, Tech_Sci
mexican_migrants	2018-01-01	2021-12-31	Human_Rights, Politics, Social
mexico_wall	2018-01-01	2021-12-31	Human_Rights, Politics, Social
mh370	2019-01-02	2021-12-29	Social
michael_brown_shooting	2018-01-03	2021-12-31	Human_Rights, Social
michael_cohen_lawyer	2018-01-05	2021-12-31	Politics
migration_pact	2018-01-05	2021-12-31	Human_Rights, Politics, Social
mike_pence_indiana	2018-01-02	2021-12-20	Politics
mindanao_martial_law	2018-01-01	2021-12-31	Human_Rights, Politics, Social, Health
minimum_wage	2018-01-02	2021-12-31	Economy, Human_Rights, Labor, Politics, Social
mission_moon	2018-01-01	2021-12-31	Environment, Tech_Sci
modis_narendra	2018-01-05	2021-12-29	Politics
morsi_sisi_egypt	2018-01-09	2021-12-30	Politics, Religion
mueller_probe	2018-01-02	2021-12-30	Politics
muslim_brotherhood	2018-01-01	2021-12-31	Religion
nafta_trade	2018-01-01	2021-12-31	Economy, Labor, Politics
native_american_indigenous	2018-01-01	2021-12-31	Human_Rights
natural_gas_prices	2018-01-01	2021-12-31	Economy, Environment, Labor, Politics
nauru_refugees	2018-01-02	2021-12-31	Human_Rights
nelson_bay_cup	2018-01-13	2021-12-31	Art_Culture_Sport
netanyahu	2018-01-01	2021-12-31	Politics
nicola_sturgeon_scotland_independence	2018-01-02	2021-12-31	Politics, Social
nigel_farage_ukip	2018-01-02	2021-12-28	Politics, Social
nikolas_cruz	2018-01-09	2021-12-31	Social
nitish_kumar_bihar	2018-01-02	2021-12-31	Politics
npa_rebels	2018-01-01	2021-12-31	Politics
nuclear_war	2018-01-01	2021-12-31	Environment, Politics, Social, Tech_Sci
obrador_mexico	2018-01-01	2021-12-31	Politics
ocean_fishing	2018-01-02	2021-12-31	Economy, Environment, Labor
off_peak_season_travel	2018-01-01	2021-12-31	Art_Culture_Sport, Economy, Environment
offshore_wind	2018-01-01	2021-12-31	Economy, Environment, Tech_Sci
operation_varsity_blues	2018-06-16	2021-12-31	Art_Culture_Sport, Labor, Social
opioid_drug_crisis	2018-01-01	2021-12-31	Social, Health
organ_trade	2018-01-01	2021-12-31	Economy, Human_Rights, Health
pacific_solution	2018-01-01	2021-12-31	Human_Rights, Politics
panama_papers	2018-01-02	2021-12-31	Economy
paul_manafort	2018-08-02	2021-12-30	Politics
pension_retirement_age	2018-01-01	2021-12-31	Economy, Labor, Politics, Social, Health
pkk	2018-01-02	2021-12-31	Human_Rights, Politics, Social
planned_pregnancy	2018-01-02	2022-01-01	Human_Rights, Social, Tech_Sci, Health
plastic_surgery	2018-01-02	2021-12-31	Social, Tech_Sci, Health
ponte_morandi	2018-01-03	2021-12-31	Social
portland_standoff	2018-01-03	2021-12-12	Human_Rights, Social
protest_sign_mou	2018-01-09	2021-12-22	Social
rajapaksa_sri_lanka	2018-01-02	2021-12-31	Politics
rajasthan_mps	2018-01-07	2021-12-31	Politics
rajya_sabha_elections_bjp	2018-01-02	2021-12-30	Politics, Social
rakhine_rohingya_myanmar	2018-01-01	2021-12-31	Human_Rights, Religion, Social
ramaphosa_south_africa	2018-01-01	2021-12-31	Human_Rights, Labor, Politics, Social
randolph_holhut	2018-02-21	2021-09-30	Art_Culture_Sport

ransomware	2018-01-01	2021-12-31	Economy, Tech_Sci
rauner_illinois	2018-01-01	2021-12-22	Politics
recreational_cannabis	2018-01-01	2021-12-31	Politics, Social, Health
religion_freedom	2018-01-01	2021-12-31	Human_Rights, Religion
reynolds_mourned	2018-07-04	2021-12-31	Labor, Social
rock_n_roll_savannah_marathon	2018-01-04	2021-12-14	Art_Culture.Sport, Social
roe_v_wade_case	2018-01-02	2021-12-31	Human_Rights, Social
ryanair_pilot_strike	2018-01-04	2019-10-03	Labor
salman_saudi_arabia	2018-01-01	2021-12-31	Human_Rights, Politics, Religion,
santos_colombia	2018-01-02	2021-12-31	Politics
sargsyan_armenia	2018-01-02	2021-12-31	Politics
scientist_hansen_nasa	2018-01-06	2021-12-29	Art_Culture.Sport, Environment, Labor, Tech_Sci
scott_morrison_kabul	2018-02-18	2021-12-30	Human_Rights, Politics
scott_walker_wisconsin	2018-01-02	2021-12-31	Politics
self-driving_car	2018-01-01	2021-12-31	Economy, Labor, Social, Tech_Sci
shiv_sena_maharashtra	2018-01-02	2021-12-31	Human_Rights, Politics
sirisena_sri_lanka	2018-01-01	2021-12-30	Politics
smart_cities	2018-01-01	2021-12-31	Economy, Environment, Social, Tech_Sci
smith_scandal_resigns	2018-03-25	2021-11-26	Art_Culture.Sport
snowden	2018-01-02	2021-12-31	Human_Rights, Politics, Social, Tech_Sci
society_civil_servants	2018-01-01	2021-12-31	Labor, Politics
solar_panels	2018-01-01	2021-12-31	Economy, Environment, Tech_Sci
sonia_rahul_gandhi	2018-01-02	2021-12-31	Politics
spacex_moon_mission	2018-01-01	2021-12-30	Environment, Labor, Tech_Sci
spending_cuts	2018-01-01	2021-12-31	Economy, Labor, Politics, Social
stolen_identity	2018-01-01	2021-12-31	Social
syria_kurdish_war	2018-01-02	2021-12-30	Human_Rights, Politics, Social
syrian_refugees	2018-01-01	2021-12-31	Human_Rights
tamil_lte	2018-01-04	2021-12-31	Human_Rights, Politics, Social
telangana_rao_trs	2018-01-02	2021-12-31	Politics
theresa_may_brexit	2018-01-02	2021-12-30	Politics, Social
tiger_woods_win	2018-01-02	2021-12-31	Art_Culture.Sport
tony_abbott_malcolm_turnbull	2018-01-02	2022-01-01	Politics
tourism_boost	2018-01-01	2021-12-31	Economy, Environment, Labor
tourists_overrun	2018-01-03	2021-12-31	Environment, Social
tpp	2018-01-02	2021-12-31	Economy, Politics
truck_highway_crashes	2018-01-02	2021-12-31	Labor
trudeau_canada	2018-01-02	2021-12-31	Politics
trump_impeachment	2018-01-01	2021-12-31	Politics
tsai_ing-wen_taiwan	2018-01-01	2021-12-31	Human_Rights, Politics, Social
tshisekedi_congo	2018-01-01	2021-12-31	Politics
tupac	2018-01-26	2021-12-09	Art_Culture.Sport
uber_ride_sharing	2018-01-02	2021-12-31	Economy, Labor
uhuru_kenyatta	2018-01-01	2021-12-31	Politics
undercover_comey_fbi	2018-02-07	2021-11-08	Politics
undp_procurement	2018-01-04	2021-12-31	Economy, Human_Rights, Labor, Politics, Social
unhcr_refugees	2018-01-01	2021-12-31	Human_Rights
vatican_abuse	2018-01-03	2022-01-01	Human_Rights, Religion
white_supremacist	2018-01-01	2021-12-31	Human_Rights, Social
william_barr_attorney_general	2018-04-30	2021-12-31	Politics
william_kate_middleton	2018-01-02	2021-12-31	Politics, Social
williams_plead_guilty	2018-01-03	2021-12-25	Social
wirecard_scandal	2019-01-02	2022-05-05	Economy, Labor
women_abortion	2018-01-02	2022-01-01	Human_Rights, Social, Health
xi_jinping	2018-01-01	2021-12-31	Politics
xinhua_silk_road	2018-01-19	2021-12-30	Economy, Labor
yakubu_dogara_sacked	2018-01-15	2021-12-05	Politics
yanukovych_crimea	2018-01-03	2021-12-30	Politics
ywca	2018-01-02	2021-12-31	Human_Rights, Religion, Social
zayed_uae	2018-01-01	2021-12-31	Economy, Politics, Social
zika_virus	2018-01-02	2021-12-31	Social, Health
zuma_south_africa	2018-01-01	2021-12-31	Human_Rights, Politics, Social

Table 3. List of terms employed to perform the research for each topic together with the first and last date when a post related to each topic was found.

Evaluating the relationship between topic resonance and controversy

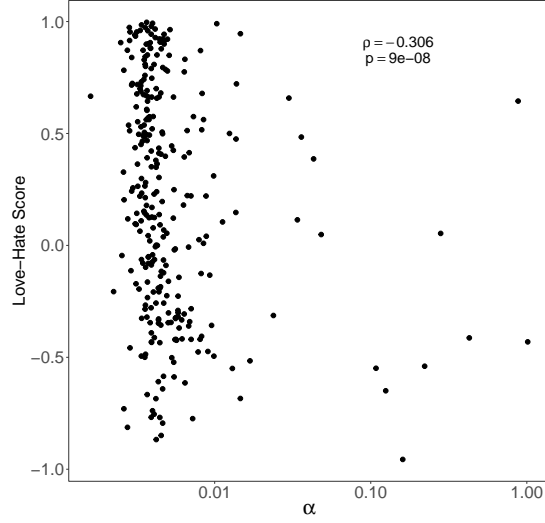


Fig 5. Correlation between α and LH score for each of the topics identified

Goodness of the fitting procedure

We fit the cumulative evolution of engagement for the topics in Section 1 with the function $f_{\alpha,\beta}$. The fitting procedure produces, for each topic i , the tuples $(\hat{\alpha}_i, \hat{\beta}_i)$ and $(SE(\hat{\alpha}_i), SE(\hat{\beta}_i))$ containing the estimated parameters with their standard errors, respectively. Fig. 6 provides a joint distribution of the errors $(SE(\hat{\alpha}_i), SE(\hat{\beta}_i))$ for each topic in relationship with the number of posts they produced. We observe how $SE(\hat{\alpha}_i)$ errors follow a log-normal distribution, while $SE(\hat{\beta}_i)$ errors have a normal one. We can observe a reduction in the errors for both parameters as the number of posts per topic increases. We formerly assess such relationship by computing a Spearman correlation coefficient between each standard error and the number of posts per topic, obtaining a value of $\rho(SE(\hat{\alpha}_i), posts_i) = -0.44$ and $\rho(SE(\hat{\beta}_i), posts_i) = -0.25$. We can therefore conclude that our fitting procedure provides results with a reducing error as the number of observations increases.

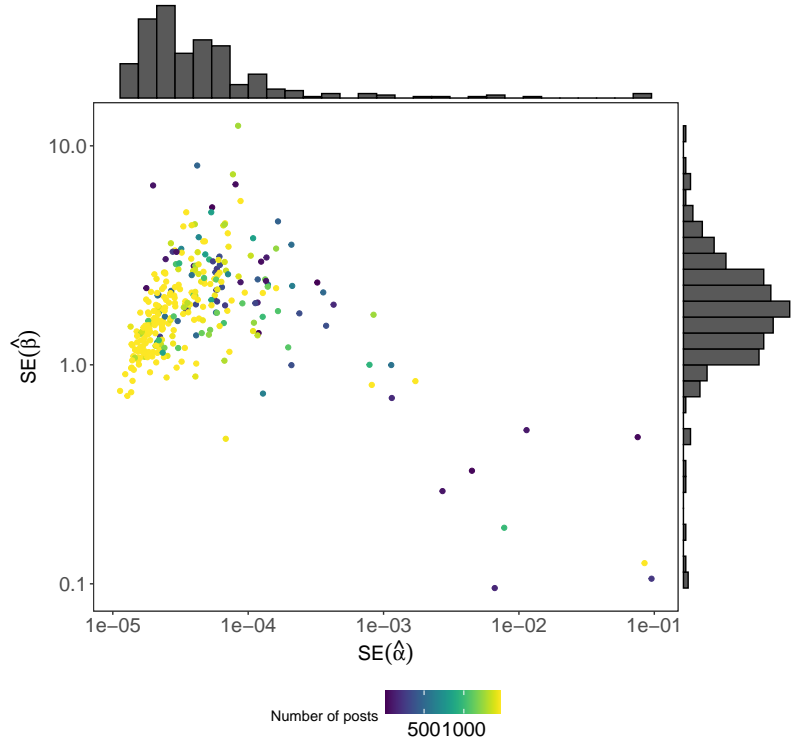


Fig 6. Joint distribution of the errors $SE(\hat{\alpha}_i)$ and $SE(\hat{\beta}_i)$ for each topic i , whose cumulative curve was estimated by means of $f_{\alpha,\beta}$. The colour of each point represent the number of posts produced by topic i .

Assessing the differences of engagement behaviors across topic categories

Category	α	β	SI
Art_Culture_Sport	0.043 (0.1647)	693.8 (236)	0.49 (0.13)
Economy	0.0045 (0.0022)	752.36 (241.45)	0.48 (0.14)
Environment	0.0215 (0.1214)	761.41 (207.81)	0.47 (0.11)
Human_Rights	0.0244 (0.113)	765.48 (223.24)	0.47 (0.14)
Labor	0.0137 (0.0618)	715.41 (286.41)	0.49 (0.15)
Politics	0.0192 (0.0953)	711.78 (243.12)	0.5 (0.15)
Religion	0.0405 (0.1906)	786.5 (184.07)	0.46 (0.12)
Social	0.024 (0.1182)	728.58 (204.3)	0.49 (0.12)
Tech_Sci	0.004 (0.0013)	801.76 (187.67)	0.46 (0.11)
Health	0.0045 (0.0016)	692.03 (128.7)	0.52 (0.08)

Table 4. Summary of α , β and Speed Index mean values (and SD) per topic category.

Category	Rho	p.value
All	-0.26	0
Art_Culture_Sport	-0.2	0.2631
Economy	-0.2	0.1665
Environment	-0.21	0.1379
Human_Rights	-0.29	0.0067
Labor	-0.35	0.0162
Politics	-0.36	0
Religion	-0.12	0.5308
Social	-0.23	0.0057
Tech_Sci	-0.21	0.2256
Health	-0.45	0.0267

Table 5. Spearman’s Rho between Speed and Love-Hate Score per category (CI = 0.95). For readability, 0 represents values lower than 0.0001.

	A_C_S	Econ	Env	H_R	Labor	Politics	Religion	Social	Tech	Health
A_C_S		0.3621	0.9226	0.3671	0.7594	0.5024	0.8931	0.8646	0.1195	0.9688
Econ	0.3621		0.2994	0.0104	0.4292	0.0146	0.3788	0.0793	0.3247	0.3496
Env	0.9226	0.2994		0.1287	0.9135	0.2025	0.992	0.5873	0.0546	0.9688
H_R	0.3671	0.0104	0.1287		0.134	0.6761	0.2437	0.2236	0.0009	0.2014
Labor	0.7594	0.4292	0.9135	0.134		0.1818	0.8575	0.4937	0.0874	0.9322
Politics	0.5024	0.0146	0.2025	0.6761	0.1818		0.335	0.3465	0.0018	0.2755
Religion	0.8931	0.3788	0.992	0.2437	0.8575	0.335		0.6836	0.0976	0.9347
Social	0.8646	0.0793	0.5873	0.2236	0.4937	0.3465	0.6836		0.011	0.6151
Tech	0.1195	0.3247	0.0546	0.0009	0.0874	0.0018	0.0976	0.011		0.08
Health	0.9688	0.3496	0.9688	0.2014	0.9322	0.2755	0.9347	0.6151	0.08	

Table 6. p-values of the two-tailed Mann–Whitney U tests performed on the average α parameter value between categories (CI = 0.95). Bold values represent the value for which the null hypothesis was rejected.

	A_C_S	Econ	Env	H_R	Labor	Politics	Religion	Social	Tech	Health
A_C_S		0.1688	0.171	0.2124	0.5789	0.7218	0.2055	0.5985	0.0532	0.8082
Econ	0.1688		0.952	0.7537	0.6159	0.1358	0.9875	0.181	0.5199	0.0567
Env	0.171	0.952		0.718	0.6412	0.0932	0.9759	0.1386	0.4838	0.0315
H_R	0.2124	0.7537	0.718		0.6522	0.1274	0.7229	0.1808	0.2939	0.0599
Labor	0.5789	0.6159	0.6412	0.6522		0.5506	0.5529	0.7086	0.2948	0.2793
Politics	0.7218	0.1358	0.0932	0.1274	0.5506		0.1676	0.7814	0.0274	0.3969
Religion	0.2055	0.9875	0.9759	0.7229	0.5529	0.1676		0.1816	0.5318	0.0418
Social	0.5985	0.181	0.1386	0.1808	0.7086	0.7814	0.1816		0.0338	0.2407
Tech	0.0532	0.5199	0.4838	0.2939	0.2948	0.0274	0.5318	0.0338		0.0076
Health	0.8082	0.0567	0.0315	0.0599	0.2793	0.3969	0.0418	0.2407	0.0076	

Table 7. p-values of the two-tailed Mann–Whitney U tests performed on the average β parameter value between categories (CI = 0.95). Bold values represent the value for which the null hypothesis was rejected.

	A_C_S	Econ	Env	H_R	Labor	Politics	Religion	Social	Tech	Health
A_C_S		0.4121	0.3312	0.3731	0.5789	0.869	0.4838	0.8942	0.1862	0.4756
Econ	0.4121		0.9253	0.9877	0.9856	0.2284	0.9212	0.3115	0.5664	0.0496
Env	0.3312	0.9253		0.8325	0.908	0.1166	0.9037	0.1748	0.6437	0.0223
H_R	0.3731	0.9877	0.8325		0.9216	0.1215	0.9618	0.2021	0.5007	0.0447
Labor	0.5789	0.9856	0.908	0.9216		0.3042	0.8918	0.4106	0.5814	0.0888
Politics	0.869	0.2284	0.1166	0.1215	0.3042		0.2611	0.7012	0.0617	0.3407
Religion	0.4838	0.9212	0.9037	0.9618	0.8918	0.2611		0.3424	0.6332	0.0733
Social	0.8942	0.3115	0.1748	0.2021	0.4106	0.7012	0.3424		0.0784	0.1822
Tech	0.1862	0.5664	0.6437	0.5007	0.5814	0.0617	0.6332	0.0784		0.0103
Health	0.4756	0.0496	0.0223	0.0447	0.0888	0.3407	0.0733	0.1822	0.0103	

Table 8. p-values of the two-tailed Mann–Whitney U tests performed on the average Speed Index between categories (CI = 0.95). Bold values represent the value for which the null hypothesis was rejected.

	A_C_S	Econ	Env	H_R	Labor	Politics	Religion	Social	Tech	Health
A_C_S		0.0369	0.2472	0.0001	0.009	0.0001	0.0048	0.0005	0.3624	0.0656
Econ	0.0369		0.1372	0.0023	0.4167	0.0089	0.0792	0.0501	0.0777	0.9081
Env	0.2472	0.1372		0	0.0238	0	0.004	0.0003	0.7374	0.1817
H_R	0.0001	0.0023	0		0.0401	0.4758	0.5167	0.1535	0	0.0275
Labor	0.009	0.4167	0.0238	0.0401		0.107	0.3184	0.3601	0.0121	0.5761
Politics	0.0001	0.0089	0	0.4758	0.107		0.9014	0.4024	0	0.0708
Religion	0.0048	0.0792	0.004	0.5167	0.3184	0.9014		0.7623	0.0013	0.1672
Social	0.0005	0.0501	0.0003	0.1535	0.3601	0.4024	0.7623		0.0002	0.1763
Tech	0.3624	0.0777	0.7374	0	0.0121	0	0.0013	0.0002		0.1064
Health	0.0656	0.9081	0.1817	0.0275	0.5761	0.0708	0.1672	0.1763	0.1064	

Table 9. p-values of the two-tailed Mann–Whitney U tests performed on the average Love-Hate Score between categories (CI = 0.95). Bold values represent the value for which the null hypothesis was rejected.

	A_C_S	Env	Tech	Politics	Social	H_R
A_C_S				0.0001	0.0003	0
Env				0	0.0002	0
Tech				0	0.0001	0
Politics	0.9999	1	1			
Social	0.9998	0.9998	0.9999			
H_R	1	1	1			

Table 10. p-values of Mann–Whitney U test on LH mean value between categories for which the null hypothesis was rejected in Table 9 (H1: $\mu_r > \mu_c$, where r and c represent row and column category; Conf. Level = 0.95). Bold values represent the value for which the null hypothesis was rejected.