



CERN-EP-2022-262
18 November 2022

Pseudorapidity densities of charged particles with transverse momentum thresholds in pp collisions at $\sqrt{s} = 5.02$ and 13 TeV

ALICE Collaboration*

Abstract

The pseudorapidity density of charged particles with minimum transverse momentum (p_T) thresholds of 0.15, 0.5, 1, and 2 GeV/ c is measured in pp collisions at the centre of mass energies of $\sqrt{s} = 5.02$ and 13 TeV with the ALICE detector. The study is carried out for inelastic collisions with at least one primary charged particle having a pseudorapidity (η) within ± 0.8 and p_T larger than the corresponding threshold. In addition, measurements without p_T -thresholds are performed for inelastic and non-single-diffractive events as well as for inelastic events with at least one charged particle having $|\eta| < 1$ in pp collisions at $\sqrt{s} = 5.02$ TeV for the first time at the LHC. These measurements are compared to the PYTHIA 6, PYTHIA 8, and EPOS-LHC models. In general, the models describe the η dependence of particle production well. However, discrepancies are observed for the highest transverse momentum threshold ($p_T > 2$ GeV/ c), highlighting the importance of such measurements for tuning event generators. The new measurements agree within uncertainties with results from the ATLAS and CMS experiments obtained at $\sqrt{s} = 13$ TeV.

arXiv:2211.15364v2 [nucl-ex] 12 Oct 2023

*See Appendix A for the list of collaboration members

1 Introduction

The pseudorapidity density of charged particles, $dN_{\text{ch}}/d\eta$, is a key observable for understanding the general properties of particle production in high-energy hadronic collisions. At collider energies, particle production in proton–proton (pp) collisions has origins in both soft and hard processes [1]. Hard processes are those with high enough transverse momentum transfer ($Q \gg \Lambda_{\text{QCD}} \sim 200$ MeV) between the scattering partons such that they can be described by perturbative quantum chromodynamics (pQCD) [2]. For the description of soft processes, non-perturbative phenomenological models inspired by pQCD and implemented in modern Monte Carlo (MC) generators are needed [3–11]. The measurement of the charged particle pseudorapidity density provides constraints on the descriptions of particle production mechanisms and input for tuning of MC event generators, such as PYTHIA and EPOS used for physics at hadron colliders [8, 9, 12–15].

Following earlier ALICE studies of particle production in pp collisions [16–21], this publication presents a set of measurements of the pseudorapidity density of primary charged particles in inelastic events (INEL), non-single-diffractive events (NSD), and inelastic events with at least one charged particle in $|\eta| < 1$ (INEL>0) for pp collisions at $\sqrt{s} = 5.02$ TeV. In ALICE, primary charged particles are defined as charged particles with a mean proper lifetime τ larger than 1 cm/c, which were produced either promptly at the primary vertex or from decays of particles with $\tau < 1$ cm/c restricted to decay chains leading to the interaction [22]. In the previous measurements of Refs. [16–21], $dN_{\text{ch}}/d\eta$ was reported for the INEL, NSD, and INEL>0 event classes and without any selection on the transverse momentum (p_T) of the particles, i.e., for $p_T > 0$.

In order to obtain improved constraints on models of charged particle production in hard processes, the study is extended to measurements of pseudorapidity densities of primary charged particles with transverse momenta $p_T > p_T^{\text{cut}}$, where $p_T^{\text{cut}} = 0.15, 0.5, 1, \text{ or } 2$ GeV/c, for different event classes with at least one charged particle in $|\eta| < 0.8$ with a p_T larger than the corresponding threshold p_T^{cut} at $\sqrt{s} = 5.02$ and 13 TeV. The four event classes associated with the different p_T thresholds are identified as $\text{INEL}>0_{p_T>0.15}^{|\eta|<0.8}$, $\text{INEL}>0_{p_T>0.5}^{|\eta|<0.8}$, $\text{INEL}>0_{p_T>1}^{|\eta|<0.8}$, and $\text{INEL}>0_{p_T>2}^{|\eta|<0.8}$. These measurements are an extension of the previous studies at LHC Run 1 collision energies ($\sqrt{s} = 0.9$ and 7 TeV) [23]. The p_T threshold of 0.15 GeV/c is chosen to allow comparisons to ALICE results at lower \sqrt{s} while the 0.5 GeV/c threshold allows comparisons to ATLAS and CMS results [24–26]. The higher thresholds of 1 and 2 GeV/c enable the study of particle production with harder particles.

The article is organised as follows. Section 2 addresses the experimental conditions and data samples used in the analysis. Then, the analysis procedures to measure the primary charged particle production and the applied corrections are explained in Sec. 3. Section 4 describes the systematic uncertainties while the results compared to those of ATLAS and CMS and to model predictions are presented in Sec. 5. A brief summary and conclusions are given in Sec. 6.

2 Experimental conditions and data collection

The data samples used in this analysis were collected during LHC Run 2. A sample of 4.4×10^6 minimum bias events in pp collisions at $\sqrt{s} = 5.02$ TeV was used for measurements without a p_T threshold. For measurements requiring a minimum track p_T , samples of 2.5×10^8 and 2.8×10^7 minimum bias events in pp collisions at $\sqrt{s} = 5.02$ and 13 TeV, respectively, were analysed.

Detailed information about the ALICE detector and its performance during LHC Run 2 can be found in Refs. [27] and [28]. Tracking of charged particles is mainly performed with the Inner Tracking System (ITS) [29] and Time Projection Chamber (TPC) [28] located inside a large solenoid that produces a homogeneous magnetic field of 0.5 T directed along the beam direction (z axis in the ALICE reference frame).

The detector closest to the interaction point is the ITS which is composed of 6 cylindrical layers of high resolution silicon detectors. The innermost two layers consist of the Silicon Pixel Detector (SPD) [30, 31]. The SPD layers are coaxial to the beam line with radii of 3.9 and 7.6 cm covering the pseudorapidity range $|\eta| < 2$ for the first layer and $|\eta| < 1.4$ for the second layer. An enlarged pseudorapidity coverage of $|\eta| < 2$ is reached using events whose primary vertex along the beam direction (z_{vtx}) is within ± 10 cm from the nominal interaction point ($z_{\text{vtx}} = 0$). Counting the number of tracks for analysis without a p_T threshold (INEL, NSD, INEL>0) relies on the reconstruction of tracklets, which are track segments connecting hits on the two SPD layers and pointing to the primary vertex. Due to the bending of particle trajectories in the magnetic field and multiple scattering, the reconstruction efficiency limits their measurements to $p_T > 50$ MeV/c [19].

The TPC [28], located outside the ITS, is a 90 m^3 cylindrical drift chamber. The TPC covers the pseudorapidity range $|\eta| < 0.9$ with respect to $z = 0$ and the full azimuthal angle. It provides excellent momentum and spatial resolutions for tracking of charged particles. The V0 detector [32] consists of two scintillator arrays that are located on each side of the interaction point along the beam direction and cover the pseudorapidity regions $-3.7 < \eta < -1.7$ (VOC) and $2.8 < \eta < 5.1$ (VOA). It is used for triggering and event selection.

To select different event classes, the SPD and the V0 detectors are used. For the measurements of $dN_{\text{ch}}/d\eta$ in INEL, NSD, and INEL>0 events, the minimum-bias trigger requires a hit in the SPD or in either one of the V0 arrays. For the analyses requiring a minimum p_T threshold, the minimum-bias trigger requires signals on both sides of the V0. The SPD and V0 detectors are also used to suppress background from beam–gas collisions and other machine-induced backgrounds. The contamination from background events is removed offline by using the timing difference between the signals in the VOA and VOC detectors [28], exploiting the V0 time resolution that is better than 1 ns. Background events are also rejected by exploiting the correlation between the number of clusters on both layers of the SPD and the number of tracklets in the SPD.

Another type of event background comes from pileup, happening when multiple collisions occur in the same bunch crossing. The overall probability of pileup in ALICE is around 10^{-3} in the minimum-bias pp samples used for these analyses [19]. Pileup contamination is reduced by rejecting events with multiple interaction vertices reconstructed from SPD tracklets. The remaining undetected pileup is negligible in the data samples considered for the analysis presented in this article.

The position of the interaction vertex is obtained using two different approaches: the first is based on the hits in the two SPD layers, the second utilises global tracks that are reconstructed in the TPC and matched to ITS clusters [28]. The primary vertex position is required to be in $|z_{\text{vtx}}| < 10$ cm for both inclusive and p_T threshold $dN_{\text{ch}}/d\eta$ studies.

3 Analysis procedure and corrections

The measurements of $dN_{\text{ch}}/d\eta$ in the event classes without a p_T threshold (INEL, NSD, INEL>0) are based on the tracklet counting method which was used for previous inclusive $dN_{\text{ch}}/d\eta$ measurements [16–21]. For SPD tracklets, the association to the position of the primary vertex of the collision is ensured through a χ^2 requirement. By using the interaction point reconstructed with the SPD as the origin, differences in the azimuthal ($\Delta\phi$, bending plane) and polar ($\Delta\theta$, non-bending direction) angles of two hits, one in the inner and one in the outer SPD layer, are calculated. The tracklets are selected with the following quality cut

$$\chi^2 = \frac{(\Delta\phi)^2}{\sigma_\phi^2} + \frac{1}{\sin^2\left(\frac{\theta_1 + \theta_2}{2}\right)} \times \frac{(\Delta\theta)^2}{\sigma_\theta^2} < 1.6, \quad (1)$$

where $\sigma_\phi = 0.08$ rad, $\sigma_\theta = 0.025$ rad, and θ_1 and θ_2 are the polar angles of the hits in each layer of the SPD [19].

To select primary charged particles for the results with p_T thresholds, tracks reconstructed using the hits in the ITS and TPC (global tracks) [27] are allowed for counting and momentum measurements of charged particles in ALICE. High-quality tracks are selected by requiring them to have at least 70 (out of maximally 159) crossed pad rows in the TPC, have a good quality of the track momentum fit ($\chi^2/\text{ndf} < 2$), have a distance of closest approach to the primary vertex along the z direction (DCA_z) lower than 2 cm, and have a transverse DCA (DCA_{xy}) lower than $0.0105 + 0.035p_T^{-1.1}$ cm (7 times larger than its resolution) with p_T in units of GeV/c [33].

The primary vertex using the SPD is reconstructed by correlating hits in the two SPD layers. The resolution of the SPD vertex is on average $30\ \mu\text{m}$ [19]. The primary vertex reconstructed using the ITS and the TPC is called the global track vertex. For global track vertices, the resolution is typically $100\ \mu\text{m}$ in the longitudinal (z) and $50\ \mu\text{m}$ in the transverse (xy) direction. Both SPD and global track vertices must be present and consistent by requiring that the difference between the two z positions is less than 5 mm.

All corrections are calculated using MC events generated with PYTHIA 6 with the Perugia 2011 tuning [8, 12] or PYTHIA 8 with the Monash 2013 tuning [8, 13–15] event generators with particle transport performed via a GEANT3 [34] simulation of the ALICE detector. Three different MC corrections are applied to the raw $dN_{\text{ch}}/d\eta$: (a) a track-to-particle correction that accounts for detector inefficiencies and background particles like secondaries from interactions in the detector material and decays of primary charged particles, including the strange particle content correction, (b) a vertex reconstruction efficiency correction for triggered events without a reconstructed vertex, and (c) a trigger efficiency correction, which accounts for the bias due to the trigger requirement for the corresponding event class. All the track-to-particle corrections are applied as a function of z_{vtx} in order to consider z -dependent $dN_{\text{ch}}/d\eta$ efficiency. The values for the three event classes (INEL, NSD, INEL>0) at $\eta = 0$ for the track-to-particle correction are $\sim(1.34, 1.34, 1.33)$, the vertex reconstruction efficiency correction is $\sim(0.89, 0.94, 1.0)$, and the trigger efficiency is $\sim(0.88, 0.96, 0.97)$, respectively.

The ALICE definition of primary charged particles excludes particles originating from weak decays of strange particles. Therefore, data have to be corrected for cases when daughter particles from these decays pass the track selection. The strangeness content in data is 40–50% larger than in PYTHIA 6 and PYTHIA 8 [35] in both inclusive and p_T -threshold analyses. This discrepancy is accounted for by scaling the strangeness content in the MC simulation to that in the data. The scaling factor is determined by measuring the ratio between the abundance of decay products in $|\eta| < 0.8$ from reconstructed K_S^0 , Λ , and $\bar{\Lambda}$ in data and MC simulations. The scaling factor in the correction procedure compensates for the underestimated strangeness content in MC and result in a relative downward correction of about 0.5% on the final $dN_{\text{ch}}/d\eta$.

The results of $dN_{\text{ch}}/d\eta$ for INEL and NSD events are affected by the model uncertainty for diffractive events. Cross-section measurements with ALICE indicate that the number of single-diffractive (SD) and double-diffractive (DD) events are about 20% and 12% of the number of inelastic events, respectively, at both $\sqrt{s} = 2.76$ and 7 TeV [36]. As for the previous ALICE measurements of $dN_{\text{ch}}/d\eta$ for the INEL, NSD, and INEL>0 event classes [19], a special PYTHIA 6 tune for diffraction is used [36]. For this tune, the diffractive mass distribution of SD events is re-weighted while the one of DD events is unchanged. For a consistent treatment, the mass distribution of SD events in both event generators (PYTHIA 6 Perugia 2011 and PYTHIA 8 Monash 2013) are re-weighted to follow those used in the special PYTHIA 6 tune. Note that both the INEL>0 and p_T^{cut} analyses do not contain single diffractive events due to the requirement of at least one charged particle at midrapidity. Therefore, the tuning procedure for the SD diffraction mass in the event generator is not required.

Table 1: Relative values of systematic uncertainties (expressed in %) on $dN_{\text{ch}}/d\eta$ at $\eta = 0$ for INEL, NSD, and INEL>0 event classes determined in pp collisions at $\sqrt{s} = 5.02$ TeV.

Source of uncertainty	Systematic uncertainty at $\eta = 0$ (%)		
	INEL	NSD	INEL>0
Diffraction ratio	± 4.5	± 2	± 0.1
Diffraction shape	+3	-0.2	-0.2
Zero- p_T extrapolation	+1, -0.5	+1, -0.5	+1, -0.5
Event generator dependence	± 0.2	± 1	± 0.4
Acceptance and efficiency	± 0.8	± 0.8	± 0.8
z_{vtx} dependence	± 0.3	± 0.3	± 0.3
Strangeness enhancement factor	± 0.5	± 0.5	± 0.5
Particle composition	± 0.4	± 0.4	± 0.4
Material budget	± 0.2	± 0.2	± 0.2
Total systematic uncertainty	+5.5, -4.6	+2.5, -2.3	+1.2, -1.1

Table 2: Relative values of systematic uncertainties (expressed in %) on $dN_{\text{ch}}/d\eta$ at $\eta = 0$ for INEL>0 $_{p_T>0.15}^{|\eta|<0.8}$, INEL>0 $_{p_T>0.5}^{|\eta|<0.8}$, INEL>0 $_{p_T>1}^{|\eta|<0.8}$, and INEL>0 $_{p_T>2}^{|\eta|<0.8}$ event classes determined in pp collisions at $\sqrt{s} = 5.02$ and 13 TeV.

Source of uncertainty	Systematic uncertainty at $\eta = 0$ (%)							
	INEL>0 $_{p_T>0.15}^{ \eta <0.8}$		INEL>0 $_{p_T>0.5}^{ \eta <0.8}$		INEL>0 $_{p_T>1}^{ \eta <0.8}$		INEL>0 $_{p_T>2}^{ \eta <0.8}$	
\sqrt{s} (TeV)	5.02	13	5.02	13	5.02	13	5.02	13
Track selection	± 2.0	± 2.0	± 2.5	± 2.3	± 1.8	± 1.8	± 1.4	± 0.9
Event generator dependence	± 1	± 0.9	± 1.2	± 1.3	± 2	± 1.9	± 2	± 1.7
Acceptance and efficiency	± 1	± 0.5	± 1	± 0.6	± 1.3	± 0.7	± 1.8	± 1.8
z_{vtx} dependence	± 0.3	± 0.2	± 0.3	± 0.3	± 0.3	± 0.3	± 0.5	± 0.5
Strangeness enhancement factor	± 0.3	± 0.3	± 0.3	± 0.2	± 0.1	± 0.1	neg.	neg.
Particle composition	± 0.8	± 0.7	± 0.8	± 0.8	± 1	± 1	± 1.8	± 1.6
Material budget	± 0.2	± 0.2	± 0.2	± 0.2	± 0.2	± 0.2	± 0.2	± 0.2
Total systematic uncertainty	± 2.6	± 2.4	± 3.1	± 2.9	± 3.2	± 2.9	± 3.6	± 3.1

4 Systematic uncertainties

Several sources of systematic uncertainties were investigated. For the tracklet analysis at $\sqrt{s} = 5.02$ TeV, the uncertainty related to the contribution of SD/DD events was evaluated by varying the fractions of SD and DD processes produced by PYTHIA 8 by $\pm 50\%$ of their nominal values. The result of $dN_{\text{ch}}/d\eta$ corrected by a track-to-particle correction map implementing the re-weighted SD mass distribution is used to determine the central values of the minimum-bias events. Results with two-times steeper re-weighted mass distribution and the default mass distribution in models were used to estimate the systematic uncertainty coming from the unknown SD mass distribution [36]. The highest deviation was taken as a systematic uncertainty. The third dominant source of uncertainty, which applies only to the tracklet analysis, includes the extrapolation of the number of particles as a function of p_T from 50 MeV/c down to zero, where the SPD is insensitive. The number of primary charged particles in this low p_T range is varied conservatively in the event generator by $+100\%$ and -50% , adopted from the previous study [19]. The corresponding uncertainty is found to be $+1\%$ and -0.5% consistently for the three event classes.

For the analyses with a minimum p_T threshold, the uncertainty due to the track selection is estimated by varying all the criteria around their nominal values. Three more sets of track selection criteria called tight- and loose-cut global tracks, and hybrid tracks [37] are considered in this study. The tight- and loose-cut global tracks are selected by tightening and loosening the DCA cuts with respect to the primary vertex, respectively. Hybrid tracks are composed of two types of track classes. The first class consists of tracks that have at least one hit in the SPD. The tracks from the second class do not have any SPD-associated hit and, hence, use the primary vertex as the innermost constraint for the tracking. The selection of hybrid tracks ensures a uniform distribution of tracks as a function of azimuthal angle. This systematic uncertainty contribution increases from 2.8% to 5% with increasing p_T^{cut} and is slightly larger for the results at $\sqrt{s} = 5.02$ TeV.

All other sources of uncertainty were estimated in the same way for tracklets and global tracks; all values can be found in Tables 1 and 2. The systematic uncertainty from the event generator dependence was also included. Data were corrected with PYTHIA 6 [8, 12], and the relative deviation of the final result corrected with PYTHIA 8 was assigned as a systematic uncertainty. The uncertainty on the detector acceptance and efficiency was estimated by measuring $dN_{\text{ch}}/d\eta$ for three different azimuthal regions and comparing it to the measurement in the whole region. The uncertainty due to the acceptance was studied additionally by dividing the whole event sample into ten different intervals of the primary vertex position within $z_{\text{vtx}} = \pm 10$ cm, each having the same number of events and performing the same analysis in each interval. The material budget in the ALICE central barrel is known to a precision of about 4% [31]. The corresponding systematic uncertainty, obtained by varying the material budget in the simulation, is estimated to be 0.2%. The uncertainty associated with the correction for the difference in strange particle content between data and MC was estimated by varying the strange particle content in the simulation. The yield of strange particles in data as compared to the simulation was measured as a function of p_T to be up to a factor 1.5 different, and this factor was varied by $\pm 30\%$. Additionally, the particle composition affects the efficiency estimate because different particle species have different efficiencies that depend on the applied effective p_T cut-offs and the decay kinematics. The influence of this uncertainty was estimated by varying, in the simulation, the relative fraction of charged kaons, protons, and antiprotons with respect to charged pions by $\pm 30\%$.

The systematic uncertainties due to the event generator dependence, acceptance and efficiency, and z_{vtx} dependence are treated as uncorrelated between η bins while the ones for the diffraction tuning (inclusive study only), zero- p_T extrapolation (inclusive study only), strange particle abundance, particle composition, track selection (p_T threshold study only), and material budget are correlated between η bins in Fig. 1, 3, and 4. The systematic uncertainties are usually correlated between different collision energies and among p_T thresholds. Note that the statistical uncertainties in these analyses are negligible.

5 Results

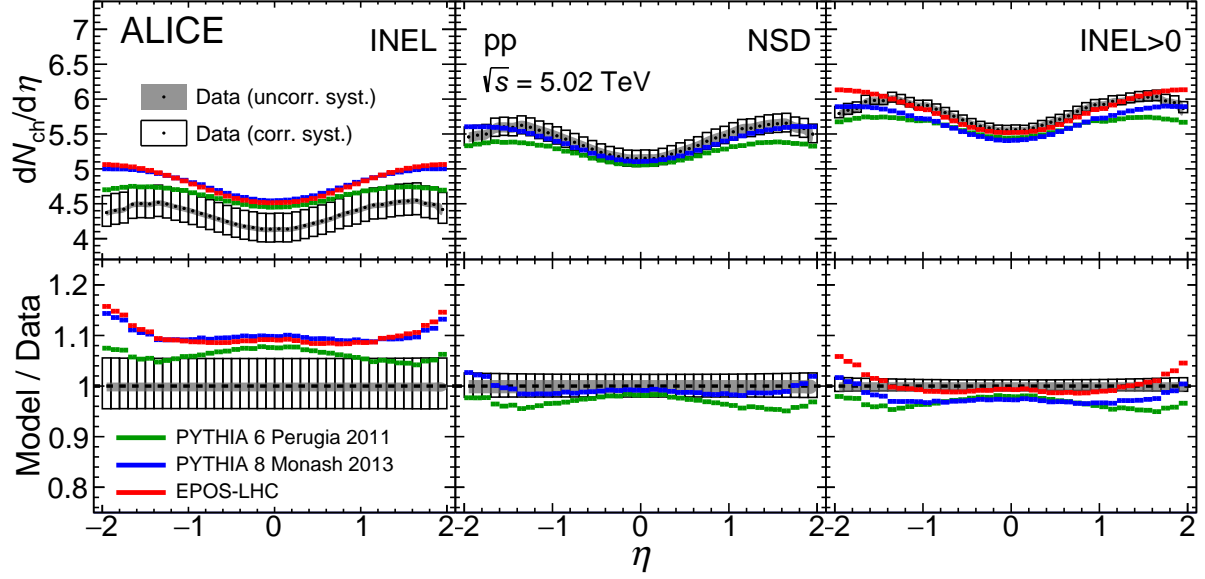


Figure 1: The distributions of $dN_{\text{ch}}/d\eta$ for INEL (left panel), NSD (middle panel), and INEL>0 (right panel) event classes in pp collisions at $\sqrt{s} = 5.02$ TeV. Data are compared to simulations obtained with PYTHIA 6 with the Perugia 2011 tuning, PYTHIA 8 with the Monash 2013 tuning, and EPOS-LHC. Grey bands (unfilled rectangles) represent the uncorrelated (correlated) systematic uncertainties from data. The bottom part of the figure shows the ratios between models and data.

The measurements of $dN_{\text{ch}}/d\eta$ as a function of η at $\sqrt{s} = 5.02$ TeV for INEL, NSD, and INEL>0 events are shown in Fig. 1. The distributions of $dN_{\text{ch}}/d\eta$ are compared to PYTHIA 6 with the Perugia 2011 tuning, PYTHIA 8 with the Monash 2013 tuning, and EPOS-LHC for the same event classes. In general, the models are better at describing the distributions which contain a smaller contribution from diffractive interactions. Therefore, the NSD and INEL>0 event classes are described by models well. This can also be seen in the bottom panels of Fig. 1 where the relative difference between models and data for the INEL event class stays within 10% and for the NSD and INEL>0 event classes stay within 5%.

The predictions of the two PYTHIA versions are very similar, however, PYTHIA 6 shows a better agreement with data for the INEL event class. EPOS-LHC describes the INEL>0 events best at midrapidity, however, an increasing discrepancy emerges at forward rapidity. Note that EPOS-LHC is not provided for NSD events due to the models' lack of event type information. The values of the charged particle pseudorapidity density averaged over $|\eta| < 0.5$ and $|\eta| < 1$ ($\langle dN_{\text{ch}}/d\eta \rangle$) are reported in Table 3. The $\langle dN_{\text{ch}}/d\eta \rangle$ values are provided for the INEL, NSD, and INEL>0 event classes. The values obtained from the PYTHIA event generators are also reported.

Table 3: The average $dN_{\text{ch}}/d\eta$ ($\langle dN_{\text{ch}}/d\eta \rangle$) in INEL, NSD, and INEL>0 in pp collisions at $\sqrt{s} = 5.02$ TeV.

Event class	$\langle dN_{\text{ch}}/d\eta \rangle$							
	Data \pm syst.		PYTHIA 6 Perugia		PYTHIA 8 Monash		EPOS-LHC	
	$ \eta < 0.5$	$ \eta < 1$	$ \eta < 0.5$	$ \eta < 1$	$ \eta < 0.5$	$ \eta < 1$	$ \eta < 0.5$	$ \eta < 1$
INEL	$4.17^{+0.23}_{-0.19}$	$4.25^{+0.23}_{-0.19}$	4.48	4.54	4.58	4.65	4.54	4.62
NSD	$5.18^{+0.14}_{-0.13}$	$5.28^{+0.13}_{-0.12}$	5.09	5.16	5.14	5.23	N/A	N/A
INEL>0	$5.60^{+0.08}_{-0.08}$	$5.70^{+0.08}_{-0.07}$	5.48	5.55	5.44	5.54	5.55	5.65

Figure 2 shows the values of $\langle dN_{\text{ch}}/d\eta \rangle$ averaged over $|\eta| < 0.5$ for the INEL, NSD, and INEL>0 event classes as a function of the centre-of-mass energy after combining the ALICE data [16–21] with

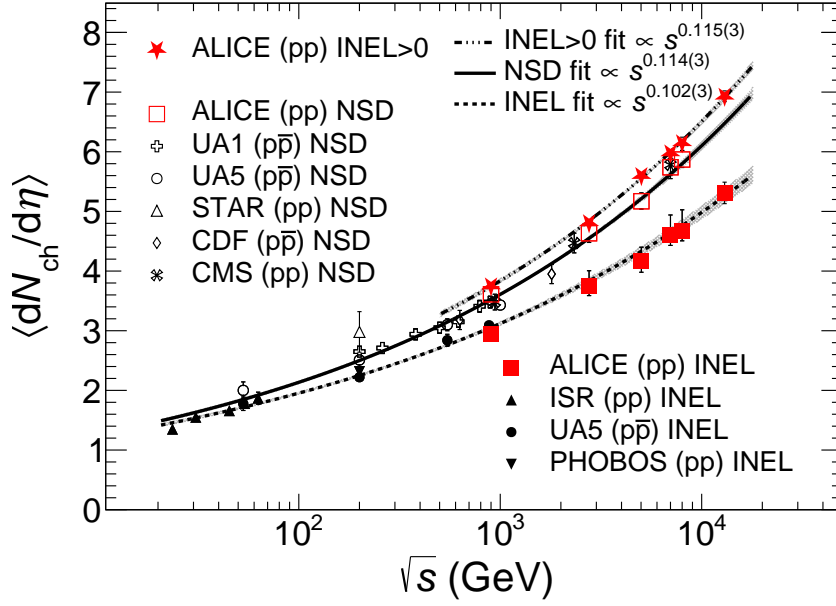


Figure 2: The values of $\langle dN_{ch}/d\eta \rangle$ averaged over $|\eta| < 0.5$ for the INEL, NSD, and INEL>0 event classes as a function of centre-of-mass energy [16–21, 38–45]. The lines indicate a power-law fit for each event class. The grey bands show one standard deviation of the fit.

other data at the LHC and at lower energies [38–45]. At midrapidity, the measured $dN_{ch}/d\eta$ can be parameterised by a power-law fit as $dN_{ch}/d\eta \propto s^\delta$, resulting in $\delta = 0.102 \pm 0.003$, 0.114 ± 0.003 , and 0.115 ± 0.003 for INEL, NSD, and INEL>0 events, respectively. The energy dependence of particle production shows that the power-law fit is still valid.

It is worth mentioning that the result for the INEL event class can be compared with the results in Pb–Pb and p–Pb collisions at the same centre-of-mass energies [46, 47]. These results can be compared to $\delta = 0.153 \pm 0.002$ for central heavy-ion (A–A) collisions [48, 49]. This shows that the primary charged particle pseudorapidity density increases faster with energy in central A–A collisions compared to pp collisions, indicating that the initial longitudinal energy is more efficiently converted into particles in heavy-ion collisions relative to pp and p–Pb collisions.

The measurements of $dN_{ch}/d\eta$ as a function of η at $\sqrt{s} = 5.02$ and 13 TeV are shown in Figs. 3 and 4, for the $\text{INEL}>0_{p_T>0.15}^{|\eta|<0.8}$, $\text{INEL}>0_{p_T>0.5}^{|\eta|<0.8}$, $\text{INEL}>0_{p_T>1}^{|\eta|<0.8}$, and $\text{INEL}>0_{p_T>2}^{|\eta|<0.8}$ event classes. The results are also compared to the predictions from the PYTHIA 8 with the Monash 2013 tuning and EPOS-LHC event generators, where EPOS-LHC was tuned on LHC Run 1 data at lower \sqrt{s} [9]. In general, the largest disagreement between data and MC is observed for the softest ($\text{INEL}>0_{p_T>0.15}^{|\eta|<0.8}$) and hardest ($\text{INEL}>0_{p_T>2}^{|\eta|<0.8}$) event classes. For collisions at $\sqrt{s} = 5.02$ TeV, EPOS-LHC describes the data to within 2% in the measured η range for all event classes, while PYTHIA 8 underestimates the measured $\langle dN_{ch}/d\eta \rangle$ by 4–8% depending on the p_T^{cut} . On the other hand, at $\sqrt{s} = 13$ TeV, PYTHIA 8 provides a better description of the measurements as compared to EPOS-LHC. At the highest collision energy, PYTHIA 8 predictions are consistent with the data within the uncertainties, while EPOS-LHC undershoots the data by 4–10% depending on the event class. The results are expected to provide further constraints on charged particle production mechanisms implemented in models affecting both soft and hard QCD and their energy dependence.

The left panel of Fig. 5 shows the results for the $\text{INEL}>0_{p_T>0.5}^{|\eta|<0.8}$ event class extrapolated to the pseudorapidity interval $|\eta| < 2.5$ to compare them to the ATLAS results [25]. The normalisation factor is computed as the ratio of the $dN_{ch}/d\eta$ for the $\text{INEL}>0_{p_T>0.5}^{|\eta|<0.8}$ and $\text{INEL}>0_{p_T>0.5}^{|\eta|<2.5}$ event classes obtained

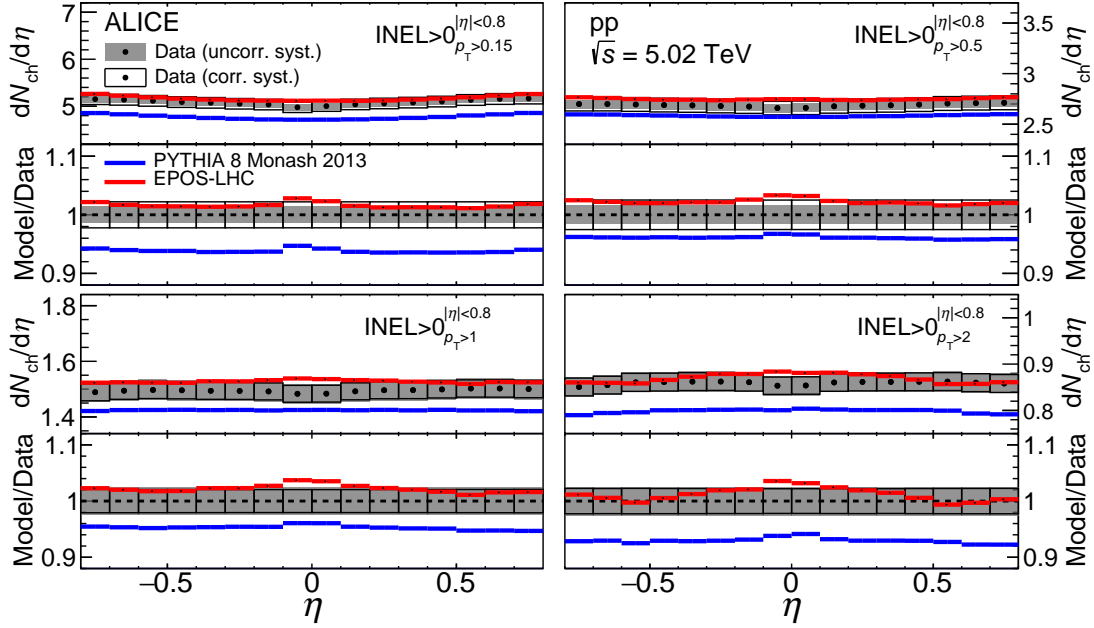


Figure 3: Pseudorapidity density distributions of charged particles, $dN_{\text{ch}}/d\eta$, in pp collisions at $\sqrt{s} = 5.02$ TeV for the four event classes, $\text{INEL} > 0_{p_T > 0.15}^{|\eta| < 0.8}$, $\text{INEL} > 0_{p_T > 0.5}^{|\eta| < 0.8}$, $\text{INEL} > 0_{p_T > 1}^{|\eta| < 0.8}$, and $\text{INEL} > 0_{p_T > 2}^{|\eta| < 0.8}$, compared to the distributions from models: PYTHIA 8 Monash 2013 and EPOS-LHC. Grey bands (unfilled rectangles) represent the uncorrelated (correlated) systematic uncertainties from data.

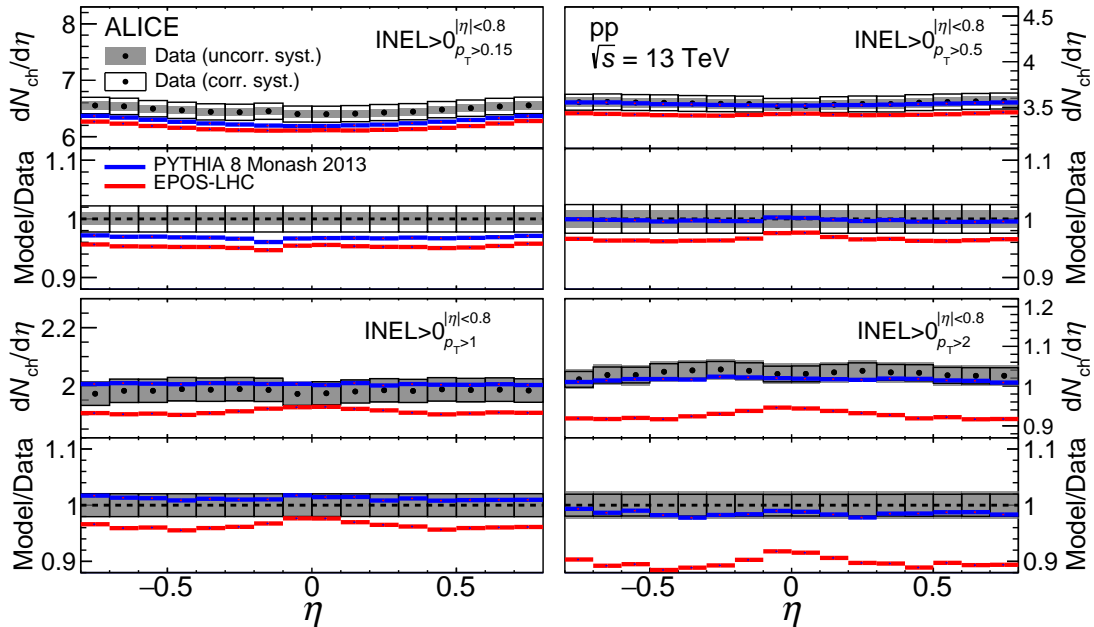


Figure 4: Pseudorapidity density distributions of charged particles, $dN_{\text{ch}}/d\eta$, in pp collisions at $\sqrt{s} = 13$ TeV for the four event classes, $\text{INEL} > 0_{p_T > 0.15}^{|\eta| < 0.8}$, $\text{INEL} > 0_{p_T > 0.5}^{|\eta| < 0.8}$, $\text{INEL} > 0_{p_T > 1}^{|\eta| < 0.8}$, and $\text{INEL} > 0_{p_T > 2}^{|\eta| < 0.8}$, compared to the distributions from models: PYTHIA 8 Monash 2013 and EPOS-LHC. Grey bands (unfilled rectangles) represent the uncorrelated (correlated) systematic uncertainties from data.

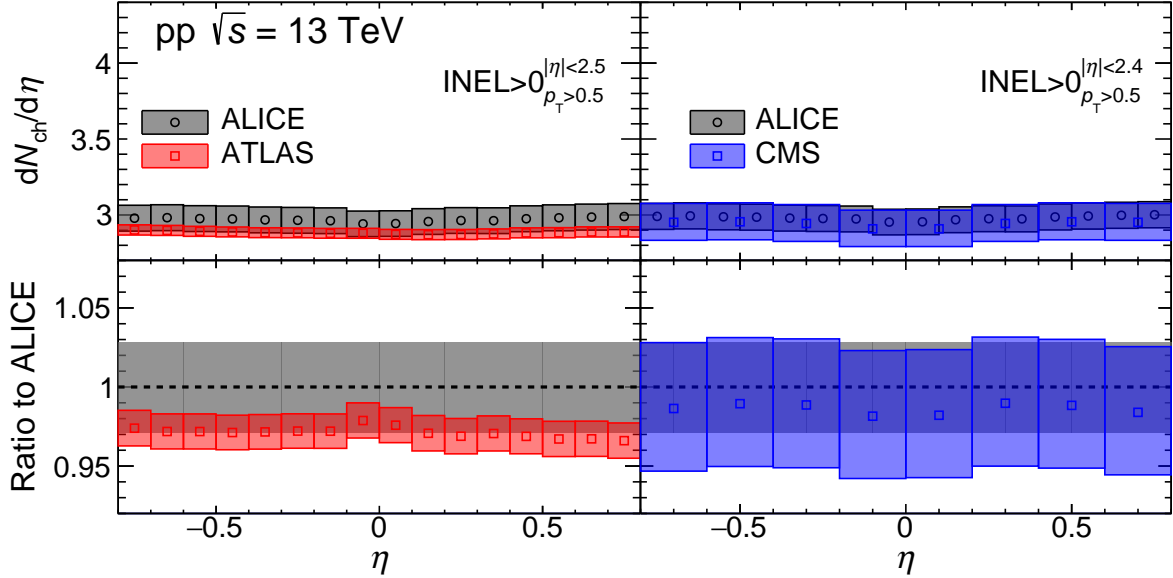


Figure 5: The distributions of $dN_{\text{ch}}/d\eta$ for the $\text{INEL}>0_{p_T>0.5}^{|\eta|<0.8}$ event class are normalised to the $\text{INEL}>0_{p_T>0.5}^{|\eta|<2.5}$ (left) and $\text{INEL}>0_{p_T>0.5}^{|\eta|<2.4}$ (right) event classes using PYTHIA 8 with the Monash 2013 tuning in pp collisions at $\sqrt{s} = 13$ TeV [25, 26]. The bottom panels show the ratio of $dN_{\text{ch}}/d\eta$ for the $\text{INEL}>0_{p_T>0.5}^{|\eta|<2.5}$ (left) and $\text{INEL}>0_{p_T>0.5}^{|\eta|<2.4}$ (right) event class between ALICE and ATLAS (left) and between ALICE and CMS (right), respectively.

from PYTHIA 8 Monash 2013 simulations. This normalisation is needed to do a correct comparison among different experiments because the condition with at least one charged particle depends on the acceptance. When experimentally the $\text{INEL}>0$ condition is requested with a wider pseudorapidity acceptance, the corresponding event class is more inclusive because it collects more soft events. In the right panel of Fig. 5, the same procedure is applied to normalise to the $\text{INEL}>0_{p_T>0.5}^{|\eta|<2.4}$ event class in order to compare the result from ALICE to that obtained by CMS [26]. The result of ALICE is larger than those of ATLAS by $\sim 3\%$ and CMS by up to $\sim 2\%$. However, they are compatible within systematic uncertainties.

6 Conclusions

This article presents a set of measurements of the pseudorapidity density of primary charged particles ($dN_{\text{ch}}/d\eta$) in proton–proton collisions at centre-of-mass energies $\sqrt{s} = 5.02$ and 13 TeV. Results for inelastic (INEL) and non-single-diffractive (NSD) events as well as for inelastic events having at least one charged particle produced in the pseudorapidity interval $|\eta| < 1$ ($\text{INEL}>0$), are presented specifically at $\sqrt{s} = 5.02$ TeV. The predictions of PYTHIA 6 with the Perugia 2011 tuning and PYTHIA 8 with the Monash 2013 tuning are close to each other. The two models show agreement with data except for the case of the NSD event class. Also, the result of the INEL event class is not well described by models due to the higher diffractive content.

The values of the average pseudorapidity density $\langle dN_{\text{ch}}/d\eta \rangle$ in $|\eta| < 0.5$ for INEL, NSD, and $\text{INEL}>0$ events with an in-depth study for the single and double diffractive contributions are reported: $4.17^{+0.23}_{-0.19}$, $5.18^{+0.14}_{-0.13}$ and $5.60^{+0.08}_{-0.08}$ with systematic uncertainties, respectively. The energy dependence of $\langle dN_{\text{ch}}/d\eta \rangle$ is updated with the new values at $\sqrt{s} = 5.02$ TeV. Then, it is parameterised by a power-law fit as $\langle dN_{\text{ch}}/d\eta \rangle \propto s^\delta$, resulting in $\delta = 0.102 \pm 0.003$, 0.114 ± 0.003 , and 0.115 ± 0.004 for INEL, NSD, and $\text{INEL}>0$ events, respectively.

To provide detailed constraints on the charged particle production with hard processes in pp collisions at $\sqrt{s} = 5.02$ and 13 TeV, the study is extended with the pseudorapidity density of primary charged particles

in the pseudorapidity interval $|\eta| < 0.8$ with minimum transverse momentum thresholds of $p_T = 0.15, 0.5, 1,$ and 2 GeV/ c that are called $\text{INEL}>0_{p_T>0.15}^{|\eta|<0.8}$, $\text{INEL}>0_{p_T>0.5}^{|\eta|<0.8}$, $\text{INEL}>0_{p_T>1}^{|\eta|<0.8}$, and $\text{INEL}>0_{p_T>2}^{|\eta|<0.8}$, respectively. The results of the $dN_{\text{ch}}/d\eta$ distributions are also compared to the predictions from the PYTHIA 8 with the Monash 2013 tuning and EPOS-LHC event generators. PYTHIA 8 tends to underestimate the overall distributions at $\sqrt{s} = 5.02$ TeV by up to 8%, while EPOS-LHC undershoots the measured multiplicities by up to 10% as the p_T threshold increases at $\sqrt{s} = 13$ TeV. The largest disagreement between data and MC is observed for the softest ($\text{INEL}>0_{p_T>0.15}^{|\eta|<0.8}$) and hardest ($\text{INEL}>0_{p_T>2}^{|\eta|<0.8}$) event classes indicating the importance of these measurements to constrain models.

In order to compare the ALICE result with minimum p_T thresholds to those from the ATLAS and CMS experiments, the $\text{INEL}>0_{p_T>0.5}^{|\eta|<0.8}$ measurement is normalised to the $\text{INEL}>0_{p_T>0.5}^{|\eta|<2.5}$ and $\text{INEL}>0_{p_T>0.5}^{|\eta|<2.4}$ event classes, respectively, using PYTHIA 8. The ALICE measurements agree with those from the other LHC experiments within systematic uncertainties.

Acknowledgements

The ALICE Collaboration would like to thank all its engineers and technicians for their invaluable contributions to the construction of the experiment and the CERN accelerator teams for the outstanding performance of the LHC complex. The ALICE Collaboration gratefully acknowledges the resources and support provided by all Grid centres and the Worldwide LHC Computing Grid (WLCG) collaboration. The ALICE Collaboration acknowledges the following funding agencies for their support in building and running the ALICE detector: A. I. Alikhanyan National Science Laboratory (Yerevan Physics Institute) Foundation (ANSL), State Committee of Science and World Federation of Scientists (WFS), Armenia; Austrian Academy of Sciences, Austrian Science Fund (FWF): [M 2467-N36] and Nationalstiftung für Forschung, Technologie und Entwicklung, Austria; Ministry of Communications and High Technologies, National Nuclear Research Center, Azerbaijan; Conselho Nacional de Desenvolvimento Científico e Tecnológico (CNPq), Financiadora de Estudos e Projetos (Finep), Fundação de Amparo à Pesquisa do Estado de São Paulo (FAPESP) and Universidade Federal do Rio Grande do Sul (UFRGS), Brazil; Bulgarian Ministry of Education and Science, within the National Roadmap for Research Infrastructures 2020-2027 (object CERN), Bulgaria; Ministry of Education of China (MOEC), Ministry of Science & Technology of China (MSTC) and National Natural Science Foundation of China (NSFC), China; Ministry of Science and Education and Croatian Science Foundation, Croatia; Centro de Aplicaciones Tecnológicas y Desarrollo Nuclear (CEADEN), Cubaenergía, Cuba; Ministry of Education, Youth and Sports of the Czech Republic, Czech Republic; The Danish Council for Independent Research | Natural Sciences, the VILLUM FONDEN and Danish National Research Foundation (DNRF), Denmark; Helsinki Institute of Physics (HIP), Finland; Commissariat à l’Energie Atomique (CEA) and Institut National de Physique Nucléaire et de Physique des Particules (IN2P3) and Centre National de la Recherche Scientifique (CNRS), France; Bundesministerium für Bildung und Forschung (BMBF) and GSI Helmholtzzentrum für Schwerionenforschung GmbH, Germany; General Secretariat for Research and Technology, Ministry of Education, Research and Religions, Greece; National Research, Development and Innovation Office, Hungary; Department of Atomic Energy Government of India (DAE), Department of Science and Technology, Government of India (DST), University Grants Commission, Government of India (UGC) and Council of Scientific and Industrial Research (CSIR), India; National Research and Innovation Agency - BRIN, Indonesia; Istituto Nazionale di Fisica Nucleare (INFN), Italy; Japanese Ministry of Education, Culture, Sports, Science and Technology (MEXT) and Japan Society for the Promotion of Science (JSPS) KAKENHI, Japan; Consejo Nacional de Ciencia (CONACYT) y Tecnología, through Fondo de Cooperación Internacional en Ciencia y Tecnología (FONCICYT) and Dirección General de Asuntos del Personal Académico (DGAPA), Mexico; Nederlandse Organisatie voor Wetenschappelijk Onderzoek (NWO), Netherlands; The Research Council of Norway, Norway; Commission on Science and Technology for Sustainable Development in the South (COMSATS), Pakistan;

Pontificia Universidad Católica del Perú, Peru; Ministry of Education and Science, National Science Centre and WUT ID-UB, Poland; Korea Institute of Science and Technology Information and National Research Foundation of Korea (NRF), Republic of Korea; Ministry of Education and Scientific Research, Institute of Atomic Physics, Ministry of Research and Innovation and Institute of Atomic Physics and University Politehnica of Bucharest, Romania; Ministry of Education, Science, Research and Sport of the Slovak Republic, Slovakia; National Research Foundation of South Africa, South Africa; Swedish Research Council (VR) and Knut & Alice Wallenberg Foundation (KAW), Sweden; European Organization for Nuclear Research, Switzerland; Suranaree University of Technology (SUT), National Science and Technology Development Agency (NSTDA) and National Science, Research and Innovation Fund (NSRF via PMU-B B05F650021), Thailand; Turkish Energy, Nuclear and Mineral Research Agency (TENMAK), Turkey; National Academy of Sciences of Ukraine, Ukraine; Science and Technology Facilities Council (STFC), United Kingdom; National Science Foundation of the United States of America (NSF) and United States Department of Energy, Office of Nuclear Physics (DOE NP), United States of America. In addition, individual groups or members have received support from: Marie Skłodowska Curie, European Research Council, Strong 2020 - Horizon 2020 (grant nos. 950692, 824093, 896850), European Union; Academy of Finland (Center of Excellence in Quark Matter) (grant nos. 346327, 346328), Finland; Programa de Apoyos para la Superación del Personal Académico, UNAM, Mexico.

References

- [1] R. D. Field and R. P. Feynman, “Quark Elastic Scattering as a Source of High Transverse Momentum Mesons”, *Phys. Rev. D* **15** (1977) 2590–2616.
- [2] M. Srednicki, *Quantum field theory*. Cambridge University Press, 1, 2007.
- [3] P. D. B. Collins, *An Introduction to Regge Theory and High-Energy Physics*. Cambridge Monographs on Mathematical Physics. Cambridge Univ. Press, Cambridge, UK, 5, 2009.
- [4] W. Greiner, S. Schramm, and E. Stein, *Quantum chromodynamics*. Springer-Verlag Berlin, Heidelberg, 2002.
- [5] S. Ostapchenko, “Status of QGSJET”, *AIP Conf. Proc.* **928** (2007) 118–125, arXiv:0706.3784 [hep-ph].
- [6] R. S. Fletcher, T. K. Gaisser, P. Lipari, and T. Stanev, “SIBYLL: An Event generator for simulation of high-energy cosmic ray cascades”, *Phys. Rev. D* **50** (1994) 5710–5731.
- [7] R. Engel, “Photoproduction within the two component dual parton model. 1. Amplitudes and cross-sections”, *Z. Phys. C* **66** (1995) 203–214.
- [8] T. Sjostrand, S. Mrenna, and P. Z. Skands, “PYTHIA 6.4 Physics and Manual”, *JHEP* **05** (2006) 026, arXiv:hep-ph/0603175 [hep-ph].
- [9] T. Pierog, I. Karpenko, J. M. Katzy, E. Yatsenko, and K. Werner, “EPOS LHC: Test of collective hadronization with data measured at the CERN Large Hadron Collider”, *Phys. Rev. C* **92** (2015) 034906, arXiv:1306.0121 [hep-ph].
- [10] M. Bahr *et al.*, “Herwig++ Physics and Manual”, *Eur. Phys. J. C* **58** (2008) 639–707, arXiv:0803.0883 [hep-ph].
- [11] T. Gleisberg, S. Hoeche, F. Krauss, M. Schonherr, S. Schumann, F. Siegert, and J. Winter, “Event generation with SHERPA 1.1”, *JHEP* **02** (2009) 007, arXiv:0811.4622 [hep-ph].
- [12] P. Z. Skands, “Tuning Monte Carlo Generators: The Perugia Tunes”, *Phys. Rev. D* **82** (2010) 074018, arXiv:1005.3457 [hep-ph].

- [13] T. Sjostrand, S. Mrenna, and P. Z. Skands, “A Brief Introduction to PYTHIA 8.1”, *Comput.Phys.Commun.* **178** (2008) 852–867, arXiv:0710.3820 [hep-ph].
- [14] T. Sjöstrand *et al.*, “An introduction to PYTHIA 8.2”, *Comput. Phys. Commun.* **191** (2015) 159–177, arXiv:1410.3012 [hep-ph].
- [15] P. Skands, S. Carrazza, and J. Rojo, “Tuning PYTHIA 8.1: the Monash 2013 Tune”, *Eur. Phys. J. C* **74** (2014) 3024, arXiv:1404.5630 [hep-ph].
- [16] ALICE Collaboration, K. Aamodt *et al.*, “First proton-proton collisions at the LHC as observed with the ALICE detector: Measurement of the charged particle pseudorapidity density at $\sqrt{s} = 900$ GeV”, *Eur. Phys. J. C* **65** (2010) 111–125, arXiv:0911.5430 [hep-ex].
- [17] ALICE Collaboration, K. Aamodt *et al.*, “Charged-particle multiplicity measurement in proton-proton collisions at $\sqrt{s} = 0.9$ and 2.36 TeV with ALICE at LHC”, *Eur. Phys. J. C* **68** (2010) 89–108, arXiv:1004.3034 [hep-ex].
- [18] ALICE Collaboration, K. Aamodt *et al.*, “Charged-particle multiplicity measurement in proton-proton collisions at $\sqrt{s} = 7$ TeV with ALICE at LHC”, *Eur. Phys. J. C* **68** (2010) 345–354, arXiv:1004.3514 [hep-ex].
- [19] ALICE Collaboration, J. Adam *et al.*, “Charged-particle multiplicities in proton–proton collisions at $\sqrt{s} = 0.9$ to 8 TeV”, *Eur. Phys. J. C* **77** (2017) 33, arXiv:1509.07541 [nucl-ex].
- [20] ALICE Collaboration, J. Adam *et al.*, “Pseudorapidity and transverse-momentum distributions of charged particles in proton–proton collisions at $\sqrt{s} = 13$ TeV”, *Phys. Lett. B* **753** (2016) 319–329, arXiv:1509.08734 [nucl-ex].
- [21] ALICE Collaboration, S. Acharya *et al.*, “Pseudorapidity distributions of charged particles as a function of mid- and forward rapidity multiplicities in pp collisions at $\sqrt{s} = 5.02, 7$ and 13 TeV”, *Eur. Phys. J. C* **81** (2021) 630, arXiv:2009.09434 [nucl-ex].
- [22] ALICE Collaboration, “The ALICE definition of primary particles”, *ALICE-PUBLIC-NOTE-2017-005* (2017) . <https://cds.cern.ch/record/2270008>.
- [23] ALICE Collaboration, “Charged-particle multiplicity measurement with Reconstructed Tracks in pp Collisions at $\sqrt{s} = 0.9$ and 7 TeV with ALICE at the LHC”, *ALICE-PUBLIC-2013-001* (7, 2013) .
- [24] ATLAS Collaboration, G. Aad *et al.*, “Charged-particle multiplicities in pp interactions measured with the ATLAS detector at the LHC”, *New J. Phys.* **13** (2011) 053033, arXiv:1012.5104 [hep-ex].
- [25] ATLAS Collaboration, G. Aad *et al.*, “Charged-particle distributions in $\sqrt{s} = 13$ TeV pp interactions measured with the ATLAS detector at the LHC”, *Phys. Lett. B* **758** (2016) 67–88, arXiv:1602.01633 [hep-ex].
- [26] CMS Collaboration, A. M. Sirunyan *et al.*, “Measurement of charged particle spectra in minimum-bias events from proton–proton collisions at $\sqrt{s} = 13$ TeV”, *Eur. Phys. J. C* **78** (2018) 697, arXiv:1806.11245 [hep-ex].
- [27] ALICE Collaboration, K. Aamodt *et al.*, “The ALICE experiment at the CERN LHC”, *JINST* **3** (2008) S08002.
- [28] ALICE Collaboration, B. Abelev *et al.*, “Performance of the ALICE Experiment at the CERN LHC”, *Int. J. Mod. Phys. A* **29** (2014) 1430044, arXiv:1402.4476 [nucl-ex].

- [29] **ALICE** Collaboration, K. Aamodt *et al.*, “Alignment of the ALICE Inner Tracking System with cosmic-ray tracks”, *JINST* **5** (2010) P03003, arXiv:1001.0502 [physics.ins-det].
- [30] R. Santoro *et al.*, “The ALICE Silicon Pixel Detector: Readiness for the first proton beam”, *JINST* **4** (2009) P03023.
- [31] **ALICE** Collaboration, B. Abelev *et al.*, “Performance of the ALICE Experiment at the CERN LHC”, *Int. J. Mod. Phys. A* **29** (2014) 1430044, arXiv:1402.4476 [nucl-ex].
- [32] **ALICE** Collaboration, P. Cortese *et al.*, “ALICE forward detectors: FMD, T0 and V0: Technical Design Report”, tech. rep., Geneva, 9, 2004. <https://cds.cern.ch/record/781854>.
- [33] **ALICE** Collaboration, J. Adam *et al.*, “ $K^*(892)^0$ and $\phi(1020)$ meson production at high transverse momentum in pp and Pb-Pb collisions at $\sqrt{s_{NN}} = 2.76$ TeV”, *Phys. Rev. C* **95** (2017) 064606, arXiv:1702.00555 [nucl-ex].
- [34] Brun *et al.*, *GEANT: Detector Description and Simulation Tool; Oct 1994*. CERN Program Library. CERN, Geneva, 1993. <https://cds.cern.ch/record/1082634>. Long Writeup W5013.
- [35] **ALICE** Collaboration, J. Adam *et al.*, “Enhanced production of multi-strange hadrons in high-multiplicity proton-proton collisions”, *Nature Phys.* **13** (2017) 535–539, arXiv:1606.07424 [nucl-ex].
- [36] **ALICE** Collaboration, B. Abelev *et al.*, “Measurement of inelastic, single- and double-diffraction cross sections in proton–proton collisions at the LHC with ALICE”, *Eur. Phys. J. C* **73** (2013) 2456, arXiv:1208.4968 [hep-ex].
- [37] **ALICE** Collaboration, B. Abelev *et al.*, “Long-range angular correlations on the near and away side in p–Pb collisions at $\sqrt{s_{NN}} = 5.02$ TeV”, *Phys. Lett. B* **719** (2013) 29–41, arXiv:1212.2001 [nucl-ex].
- [38] **UA1** Collaboration, C. Albajar *et al.*, “A Study of the General Characteristics of $p\bar{p}$ Collisions at $\sqrt{s} = 0.2$ TeV to 0.9 TeV”, *Nucl. Phys. B* **335** (1990) 261–287.
- [39] **UA5** Collaboration, G. J. Alner *et al.*, “Scaling of Pseudorapidity Distributions at c.m. Energies Up to 0.9 TeV”, *Z. Phys. C* **33** (1986) 1–6.
- [40] **STAR** Collaboration, B. I. Abelev *et al.*, “Systematic Measurements of Identified Particle Spectra in pp, d+Au and Au+Au Collisions from STAR”, *Phys. Rev. C* **79** (2009) 034909, arXiv:0808.2041 [nucl-ex].
- [41] **CDF** Collaboration, F. Abe *et al.*, “Pseudorapidity distributions of charged particles produced in $\bar{p}p$ interactions at $\sqrt{s} = 630$ GeV and 1800 GeV”, *Phys. Rev. D* **41** (Apr, 1990) 2330–2333.
- [42] **CMS** Collaboration, V. Khachatryan *et al.*, “Transverse-momentum and pseudorapidity distributions of charged hadrons in pp collisions at $\sqrt{s} = 7$ TeV”, *Phys. Rev. Lett.* **105** (2010) 022002, arXiv:1005.3299 [hep-ex].
- [43] **CMS** Collaboration, V. Khachatryan *et al.*, “Transverse Momentum and Pseudorapidity Distributions of Charged Hadrons in pp Collisions at $\sqrt{s} = 0.9$ and 2.36 TeV”, *JHEP* **02** (2010) 041, arXiv:1002.0621 [hep-ex].
- [44] **Ames-Bologna-CERN-Dortmund-Heidelberg-Warsaw** Collaboration, A. Breakstone *et al.*, “Charged Multiplicity Distribution in p p Interactions at ISR Energies”, *Phys. Rev. D* **30** (1984) 528.















- [45] **PHOBOS** Collaboration, R. Nouicer *et al.*, “Pseudorapidity distributions of charged particles in d + Au and p + p collisions at $\sqrt{s_{NN}} = 200$ GeV”, *J. Phys. G* **30** (2004) S1133–S1138, arXiv:nucl-ex/0403033.
- [46] **ALICE** Collaboration, B. Abelev *et al.*, “Pseudorapidity density of charged particles in p–Pb collisions at $\sqrt{s_{NN}} = 5.02$ TeV”, *Phys. Rev. Lett.* **110** (2013) 032301, arXiv:1210.3615 [nucl-ex].
- [47] **ALICE** Collaboration, J. Adam *et al.*, “Centrality dependence of the charged-particle multiplicity density at midrapidity in Pb–Pb collisions at $\sqrt{s_{NN}} = 5.02$ TeV”, *Phys. Rev. Lett.* **116** (2016) 222302, arXiv:1512.06104 [nucl-ex].
- [48] **ALICE** Collaboration, S. Acharya *et al.*, “Centrality and pseudorapidity dependence of the charged-particle multiplicity density in Xe–Xe collisions at $\sqrt{s_{NN}} = 5.44$ TeV”, *Phys. Lett. B* **790** (2019) 35–48, arXiv:1805.04432 [nucl-ex].
- [49] S. Basu, S. Thakur, T. K. Nayak, and C. A. Pruneau, “Multiplicity and pseudorapidity density distributions of charged particles produced in pp, pA and AA collisions at RHIC & LHC energies”, *J. Phys. G* **48** (2020) 025103, arXiv:2008.07802 [nucl-ex].

A The ALICE Collaboration

S. Acharya ¹²⁴, D. Adamová ⁸⁵, A. Adler⁶⁹, G. Aglieri Rinella ³², M. Agnello ²⁹, N. Agrawal ⁵⁰, Z. Ahammed ¹³², S. Ahmad¹⁵, S.U. Ahn ⁷⁰, I. Ahuja ³⁷, A. Akindinov ¹⁴⁰, M. Al-Turany ⁹⁶, D. Aleksandrov ¹⁴⁰, B. Alessandro ⁵⁵, H.M. Alfanda ⁶, R. Alfaro Molina ⁶⁶, B. Ali ¹⁵, A. Alici ²⁵, N. Alizadehvandchali ¹¹³, A. Alkin ³², J. Alme ²⁰, G. Alocco ⁵¹, T. Alt ⁶³, I. Altsybeev ¹⁴⁰, M.N. Anaam ⁶, C. Andrei ⁴⁵, A. Andronic ¹³⁵, V. Anguelov ⁹³, F. Antinori ⁵³, P. Antonioli ⁵⁰, N. Apadula ⁷³, L. Aphecetche ¹⁰², H. Appelshäuser ⁶³, C. Arata ⁷², S. Arcelli ²⁵, M. Aresti ⁵¹, R. Arnaldi ⁵⁵, J.G.M.C.A. Arneiro ¹⁰⁹, I.C. Arsene ¹⁹, M. Arslanok ¹³⁷, A. Augustinus ³², R. Averbeck ⁹⁶, M.D. Azmi¹⁵, A. Badalà ⁵², J. Bae ¹⁰³, Y.W. Baek ⁴⁰, X. Bai ¹¹⁷, R. Bailhache ⁶³, Y. Bailung ⁴⁷, A. Balbino ²⁹, A. Baldisseri ¹²⁷, B. Balis ², D. Banerjee ⁴, Z. Banoo ⁹⁰, R. Barbera ²⁶, F. Barile ³¹, L. Barioglio ⁹⁴, M. Barlou⁷⁷, G.G. Barnaföldi ¹³⁶, L.S. Barnby ⁸⁴, V. Barret ¹²⁴, L. Barreto ¹⁰⁹, C. Bartels ¹¹⁶, K. Barth ³², E. Bartsch ⁶³, N. Bastid ¹²⁴, S. Basu ⁷⁴, G. Batigne ¹⁰², D. Battistini ⁹⁴, B. Batyunya ¹⁴¹, D. Bauri⁴⁶, J.L. Bazo Alba ¹⁰⁰, I.G. Bearden ⁸², C. Beattie ¹³⁷, P. Becht ⁹⁶, D. Behera ⁴⁷, I. Belikov ¹²⁶, A.D.C. Bell Hechavarria ¹³⁵, F. Bellini ²⁵, R. Bellwied ¹¹³, S. Belokurova ¹⁴⁰, V. Belyaev ¹⁴⁰, G. Bencedi ¹³⁶, S. Beole ²⁴, A. Bercuci ⁴⁵, Y. Berdnikov ¹⁴⁰, A. Berdnikova ⁹³, L. Bergmann ⁹³, M.G. Besoiu ⁶², L. Betev ³², P.P. Bhaduri ¹³², A. Bhasin ⁹⁰, M.A. Bhat ⁴, B. Bhattacharjee ⁴¹, L. Bianchi ²⁴, N. Bianchi ⁴⁸, J. Bielčik ³⁵, J. Bielčiková ⁸⁵, J. Biernat ¹⁰⁶, A.P. Bigot ¹²⁶, A. Bilandzic ⁹⁴, G. Biro ¹³⁶, S. Biswas ⁴, N. Bize ¹⁰², J.T. Blair ¹⁰⁷, D. Blau ¹⁴⁰, M.B. Blidaru ⁹⁶, N. Bluhme³⁸, C. Blume ⁶³, G. Boca ^{21,54}, F. Bock ⁸⁶, T. Bodova ²⁰, A. Bogdanov¹⁴⁰, S. Boi ²², J. Bok ⁵⁷, L. Boldizsár ¹³⁶, A. Bolozdynya ¹⁴⁰, M. Bombara ³⁷, P.M. Bond ³², G. Bonomi ^{131,54}, H. Borel ¹²⁷, A. Borissov ¹⁴⁰, A.G. Borquez Carcamo ⁹³, H. Bossi ¹³⁷, E. Botta ²⁴, Y.E.M. Bouziani ⁶³, L. Bratrud ⁶³, P. Braun-Munzinger ⁹⁶, M. Bregant ¹⁰⁹, M. Broz ³⁵, G.E. Bruno ^{95,31}, M.D. Buckland ²³, D. Budnikov ¹⁴⁰, H. Buesching ⁶³, S. Bufalino ²⁹, O. Bugnon¹⁰², P. Buhler ¹⁰¹, Z. Buthelezi ^{67,120}, S.A. Bysiak¹⁰⁶, M. Cai ⁶, H. Caines ¹³⁷, A. Caliva ⁹⁶, E. Calvo Villar ¹⁰⁰, J.M.M. Camacho ¹⁰⁸, P. Camerini ²³, F.D.M. Canedo ¹⁰⁹, M. Carabas ¹²³, A.A. Carballo ³², F. Carnesecchi ³², R. Caron ¹²⁵, L.A.D. Carvalho ¹⁰⁹, J. Castillo Castellanos ¹²⁷, F. Catalano ^{24,29}, C. Ceballos Sanchez ¹⁴¹, I. Chakaberia ⁷³, P. Chakraborty ⁴⁶, S. Chandra ¹³², S. Chapeland ³², M. Chartier ¹¹⁶, S. Chattopadhyay ¹³², S. Chattopadhyay ⁹⁸, T.G. Chavez ⁴⁴, T. Cheng ^{96,6}, C. Cheshkov ¹²⁵, B. Cheynis ¹²⁵, V. Chibante Barroso ³², D.D. Chinellato ¹¹⁰, E.S. Chizzali ^{II,94}, J. Cho ⁵⁷, S. Cho ⁵⁷, P. Chochula ³², P. Christakoglou ⁸³, C.H. Christensen ⁸², P. Christiansen ⁷⁴, T. Chujo ¹²², M. Ciaccio ²⁹, C. Cicalo ⁵¹, F. Cindolo ⁵⁰, M.R. Ciupek⁹⁶, G. Clai^{III,50}, F. Colamaria ⁴⁹, J.S. Colburn⁹⁹, D. Colella ^{95,31}, M. Colocci ³², M. Concas ^{IV,55}, G. Conesa Balbastre ⁷², Z. Conesa del Valle ¹²⁸, G. Contin ²³, J.G. Contreras ³⁵, M.L. Coquet ¹²⁷, T.M. Cormier^{I,86}, P. Cortese ^{130,55}, M.R. Cosentino ¹¹¹, F. Costa ³², S. Costanza ^{21,54}, C. Cot ¹²⁸, J. Crkovská ⁹³, P. Crochet ¹²⁴, R. Cruz-Torres ⁷³, E. Cuautle⁶⁴, P. Cui ⁶, A. Dainese ⁵³, M.C. Danisch ⁹³, A. Danu ⁶², P. Das ⁷⁹, P. Das ⁴, S. Das ⁴, A.R. Dash ¹³⁵, S. Dash ⁴⁶, R.M.H. David⁴⁴, A. De Caro ²⁸, G. de Cataldo ⁴⁹, J. de Cuveland³⁸, A. De Falco ²², D. De Gruttola ²⁸, N. De Marco ⁵⁵, C. De Martin ²³, S. De Pasquale ²⁸, S. Deb ⁴⁷, R.J. Debski ², K.R. Deja¹³³, R. Del Grande ⁹⁴, L. Dello Stritto ²⁸, W. Deng ⁶, P. Dhankher ¹⁸, D. Di Bari ³¹, A. Di Mauro ³², R.A. Diaz ^{141,7}, T. Dietel ¹¹², Y. Ding ^{125,6}, R. Divià ³², D.U. Dixit ¹⁸, Ø. Djuvsland²⁰, U. Dmitrieva ¹⁴⁰, A. Dobrin ⁶², B. Dönigus ⁶³, J.M. Dubinski ¹³³, A. Dubla ⁹⁶, S. Dudi ⁸⁹, P. Dupieux ¹²⁴, M. Durkac¹⁰⁵, N. Dzalaiova¹², T.M. Eder ¹³⁵, R.J. Ehlers ⁸⁶, V.N. Eikeland²⁰, F. Eisenhut ⁶³, D. Elia ⁴⁹, B. Erazmus ¹⁰², F. Ercolessi ²⁵, F. Erhardt ⁸⁸, M.R. Ersdal²⁰, B. Espagnon ¹²⁸, G. Eulisse ³², D. Evans ⁹⁹, S. Evdokimov ¹⁴⁰, L. Fabbietti ⁹⁴, M. Faggin ²⁷, J. Faivre ⁷², F. Fan ⁶, W. Fan ⁷³, A. Fantoni ⁴⁸, M. Fasel ⁸⁶, P. Fedchio²⁹, A. Feliciello ⁵⁵, G. Feofilov ¹⁴⁰, A. Fernández Téllez ⁴⁴, L. Ferrandi ¹⁰⁹, M.B. Ferrer ³², A. Ferrero ¹²⁷, C. Ferrero ⁵⁵, A. Ferretti ²⁴, V.J.G. Feuillard ⁹³, V. Filova ³⁵, D. Finogeev ¹⁴⁰, F.M. Fionda ⁵¹, F. Flor ¹¹³, A.N. Flores ¹⁰⁷, S. Foerth ⁶⁷, I. Fokin ⁹³, S. Fokin ¹⁴⁰, E. Fragiaco ⁵⁶, E. Frajna ¹³⁶, U. Fuchs ³², N. Funicello ²⁸, C. Furget ⁷², A. Furs ¹⁴⁰, T. Fusayasu ⁹⁷, J.J. Gaardhøje ⁸², M. Gagliardi ²⁴, A.M. Gago ¹⁰⁰, C.D. Galvan ¹⁰⁸, D.R. Gangadharan ¹¹³, P. Ganoti ⁷⁷, C. Garabatos ⁹⁶, J.R.A. Garcia ⁴⁴, E. Garcia-Solis ⁹, K. Garg ¹⁰², C. Gargiulo ³², K. Garner¹³⁵, P. Gasik ⁹⁶, A. Gautam ¹¹⁵, M.B. Gay Ducati ⁶⁵, M. Germain ¹⁰², A. Ghimouz¹²², C. Ghosh¹³², M. Giacalone ^{50,25}, P. Giubellino ^{96,55}, P. Giubilato ²⁷, A.M.C. Glaenger ¹²⁷, P. Glässel ⁹³, E. Glimos ¹¹⁹, D.J.Q. Goh⁷⁵, V. Gonzalez ¹³⁴, L.H. González-Trueba ⁶⁶, M. Gorgon ², S. Gotovac³³, V. Grabski ⁶⁶, L.K. Graczykowski ¹³³, E. Grecka ⁸⁵, A. Grelli ⁵⁸, C. Grigoras ³², V. Grigoriev ¹⁴⁰, S. Grigoryan ^{141,1}, F. Grosa ³², J.F. Grosse-Oetringhaus ³², R. Grosso ⁹⁶, D. Grund ³⁵, G.G. Guardiano ¹¹⁰, R. Guernane ⁷², M. Guilbaud ¹⁰², K. Gulbrandsen ⁸², T. Gündem ⁶³, T. Gunji ¹²¹, W. Guo ⁶,

A. Gupta ⁹⁰, R. Gupta ⁹⁰, S.P. Guzman ⁴⁴, L. Gyulai ¹³⁶, M.K. Habib ⁹⁶, C. Hadjidakis ¹²⁸,
F.U. Haider ⁹⁰, H. Hamagaki ⁷⁵, A. Hamdi ⁷³, M. Hamid ⁶, Y. Han ¹³⁸, R. Hannigan ¹⁰⁷,
M.R. Haque ¹³³, J.W. Harris ¹³⁷, A. Harton ⁹, H. Hassan ⁸⁶, D. Hatzifotiadou ⁵⁰, P. Hauer ⁴²,
L.B. Havener ¹³⁷, S.T. Heckel ⁹⁴, E. Hellbär ⁹⁶, H. Helstrup ³⁴, M. Hemmer ⁶³, T. Herman ³⁵,
G. Herrera Corral ⁸, F. Herrmann ¹³⁵, S. Herrmann ¹²⁵, K.F. Hetland ³⁴, B. Heybeck ⁶³,
H. Hillemanns ³², C. Hills ¹¹⁶, B. Hippolyte ¹²⁶, F.W. Hoffmann ⁶⁹, B. Hofman ⁵⁸, B. Hohlweger ⁸³,
G.H. Hong ¹³⁸, M. Horst ⁹⁴, A. Horzyk ², R. Hosokawa ¹⁴, Y. Hou ⁶, P. Hristov ³², C. Hughes ¹¹⁹,
P. Huhn ⁶³, L.M. Huhta ¹¹⁴, C.V. Hulse ¹²⁸, T.J. Humanic ⁸⁷, A. Hutson ¹¹³, D. Hutter ³⁸, J.P. Iddon ¹¹⁶,
R. Ilkaev ¹⁴⁰, H. Ilyas ¹³, M. Inaba ¹²², G.M. Innocenti ³², M. Ippolitov ¹⁴⁰, A. Isakov ⁸⁵, T. Isidori ¹¹⁵,
M.S. Islam ⁹⁸, M. Ivanov ⁹⁶, M. Ivanov ¹², V. Ivanov ¹⁴⁰, M. Jablonski ², B. Jacak ⁷³, N. Jacazio ³²,
P.M. Jacobs ⁷³, S. Jadlovská ¹⁰⁵, J. Jadlovsky ¹⁰⁵, S. Jaelani ⁸¹, L. Jaffe ³⁸, C. Jahnke ¹¹⁰, M.J. Jakubowska ¹³³,
M.A. Janik ¹³³, T. Janson ⁶⁹, M. Jercic ⁸⁸, S. Jia ¹⁰, A.A.P. Jimenez ⁶⁴, F. Jonas ⁸⁶, J.M. Jowett ^{32,96},
J. Jung ⁶³, M. Jung ⁶³, A. Junique ³², A. Jusko ⁹⁹, M.J. Kabus ^{32,133}, J. Kaewjai ¹⁰⁴, P. Kalinak ⁵⁹,
A.S. Kalteyer ⁹⁶, A. Kalweit ³², V. Kaplin ¹⁴⁰, A. Karasu Uysal ⁷¹, D. Karatovic ⁸⁸, O. Karavichev ¹⁴⁰,
T. Karavicheva ¹⁴⁰, P. Karczmarczyk ¹³³, E. Karpechev ¹⁴⁰, U. Keschull ⁶⁹, R. Keidel ¹³⁹,
D.L.D. Keijndener ⁵⁸, M. Keil ³², B. Ketzer ⁴², A.M. Khan ⁶, S. Khan ¹⁵, A. Khanzadeev ¹⁴⁰,
Y. Kharlov ¹⁴⁰, A. Khatun ^{115,15}, A. Khuntia ¹⁰⁶, M.B. Kidson ¹¹², B. Kileng ³⁴, B. Kim ^{16,103},
C. Kim ¹⁶, D.J. Kim ¹¹⁴, E.J. Kim ⁶⁸, J. Kim ¹³⁸, J.S. Kim ⁴⁰, J. Kim ⁶⁸, M. Kim ^{18,93}, S. Kim ¹⁷,
T. Kim ¹³⁸, K. Kimura ⁹¹, S. Kirsch ⁶³, I. Kisel ³⁸, S. Kiselev ¹⁴⁰, A. Kisiel ¹³³, J.P. Kitowski ²,
J.L. Klay ⁵, J. Klein ³², S. Klein ⁷³, C. Klein-Bösing ¹³⁵, M. Kleiner ⁶³, T. Klemenz ⁹⁴, A. Kluge ³²,
A.G. Knospe ¹¹³, C. Kobdaj ¹⁰⁴, T. Kollegger ⁹⁶, A. Kondratyev ¹⁴¹, N. Kondratyeva ¹⁴⁰,
E. Kondratyuk ¹⁴⁰, J. Konig ⁶³, S.A. Konigstorfer ⁹⁴, P.J. Konopka ³², G. Kornakov ¹³³,
M. Korwieser ⁹⁴, S.D. Koryciak ², A. Kotliarov ⁸⁵, V. Kovalenko ¹⁴⁰, M. Kowalski ¹⁰⁶,
V. Kozuharov ³⁶, I. Králík ⁵⁹, A. Kravčáková ³⁷, L. Kreis ⁹⁶, M. Krivda ^{99,59}, F. Krizek ⁸⁵,
K. Krizkova Gajdosova ³⁵, M. Kroesen ⁹³, M. Krüger ⁶³, D.M. Krupova ³⁵, E. Kryshen ¹⁴⁰,
V. Kučera ³², C. Kuhn ¹²⁶, P.G. Kuijter ⁸³, T. Kumaoka ¹²², D. Kumar ¹³², L. Kumar ⁸⁹, N. Kumar ⁸⁹,
S. Kumar ³¹, S. Kundu ³², P. Kurashvili ⁷⁸, A. Kurepin ¹⁴⁰, A.B. Kurepin ¹⁴⁰, A. Kuryakin ¹⁴⁰,
S. Kushpil ⁸⁵, J. Kvapil ⁹⁹, M.J. Kweon ⁵⁷, J.Y. Kwon ⁵⁷, Y. Kwon ¹³⁸, S.L. La Pointe ³⁸, P. La
Rocca ²⁶, Y.S. Lal ⁷³, A. Lakrathok ¹⁰⁴, M. Lamanna ³², R. Langoy ¹¹⁸, P. Larionov ³², E. Laudi ³²,
L. Lautner ^{32,94}, R. Lavicka ¹⁰¹, T. Lazareva ¹⁴⁰, R. Lea ^{131,54}, H. Lee ¹⁰³, G. Legras ¹³⁵,
J. Lehrbach ³⁸, R.C. Lemmon ⁸⁴, I. León Monzón ¹⁰⁸, M.M. Lesch ⁹⁴, E.D. Lesser ¹⁸, M. Lettrich ⁹⁴,
P. Lévai ¹³⁶, X. Li ¹⁰, X.L. Li ⁶, J. Lien ¹¹⁸, R. Lietava ⁹⁹, I. Likmeta ¹¹³, B. Lim ^{24,16}, S.H. Lim ¹⁶,
V. Lindenstruth ³⁸, A. Lindner ⁴⁵, C. Lippmann ⁹⁶, A. Liu ¹⁸, D.H. Liu ⁶, J. Liu ¹¹⁶, I.M. Lofnes ²⁰,
C. Loizides ⁸⁶, S. Lokos ¹⁰⁶, J. Lomker ⁵⁸, P. Loncar ³³, J.A. Lopez ⁹³, X. Lopez ¹²⁴, E. López
Torres ⁷, P. Lu ^{96,117}, J.R. Lühder ¹³⁵, M. Lunardon ²⁷, G. Luparello ⁵⁶, Y.G. Ma ³⁹, A. Maevskaya ¹⁴⁰,
M. Mager ³², T. Mahmoud ⁴², A. Maire ¹²⁶, M.V. Makariev ³⁶, M. Malaev ¹⁴⁰, G. Malfattore ²⁵,
N.M. Malik ⁹⁰, Q.W. Malik ¹⁹, S.K. Malik ⁹⁰, L. Malinina ^{VII,141}, D. Mal'Kevich ¹⁴⁰, D. Mallick ⁷⁹,
N. Mallick ⁴⁷, G. Mandaglio ^{30,52}, V. Manko ¹⁴⁰, F. Manso ¹²⁴, V. Manzari ⁴⁹, Y. Mao ⁶,
G.V. Margagliotti ²³, A. Margotti ⁵⁰, A. Marín ⁹⁶, C. Markert ¹⁰⁷, P. Martinengo ³², J.L. Martínez ¹¹³,
M.I. Martínez ⁴⁴, G. Martínez García ¹⁰², S. Masciocchi ⁹⁶, M. Mäser ²⁴, A. Masoni ⁵¹,
L. Massacrier ¹²⁸, A. Mastroserio ^{129,49}, O. Matonoha ⁷⁴, P.F.T. Matuoka ¹⁰⁹, A. Matyja ¹⁰⁶,
C. Mayer ¹⁰⁶, A.L. Mazuecos ³², F. Mazzaschi ²⁴, M. Mazzilli ³², J.E. Mdhlluli ¹²⁰, A.F. Mechler ⁶³,
Y. Melikyan ^{43,140}, A. Menchaca-Rocha ⁶⁶, E. Meninno ^{101,28}, A.S. Menon ¹¹³, M. Meres ¹²,
S. Mhlanga ^{112,67}, Y. Miake ¹²², L. Micheletti ⁵⁵, L.C. Migliorin ¹²⁵, D.L. Mihaylov ⁹⁴, K. Mikhaylov ^{141,140},
A.N. Mishra ¹³⁶, D. Miśkowiec ⁹⁶, A. Modak ⁴, A.P. Mohanty ⁵⁸, B. Mohanty ⁷⁹, M. Mohisin Khan ^{V,15},
M.A. Molander ⁴³, Z. Moravcova ⁸², C. Mordasini ⁹⁴, D.A. Moreira De Godoy ¹³⁵, I. Morozov ¹⁴⁰,
A. Morsch ³², T. Mrnjavac ³², V. Muccifora ⁴⁸, S. Muhuri ¹³², J.D. Mulligan ⁷³, A. Mulliri ²²,
M.G. Munhoz ¹⁰⁹, R.H. Munzer ⁶³, H. Murakami ¹²¹, S. Murray ¹¹², L. Musa ³², J. Musinsky ⁵⁹,
J.W. Myrcha ¹³³, B. Naik ¹²⁰, A.I. Nambrath ¹⁸, B.K. Nandi ⁴⁶, R. Nania ⁵⁰, E. Nappi ⁴⁹,
A.F. Nassirpour ⁷⁴, A. Nath ⁹³, C. Nattrass ¹¹⁹, M.N. Naydenov ³⁶, A. Neagu ¹⁹, A. Negru ¹²³,
L. Nellen ⁶⁴, S.V. Nesbo ³⁴, G. Neskovic ³⁸, D. Nesterov ¹⁴⁰, B.S. Nielsen ⁸², E.G. Nielsen ⁸²,
S. Nikolaev ¹⁴⁰, S. Nikulin ¹⁴⁰, V. Nikulin ¹⁴⁰, F. Noferini ⁵⁰, S. Noh ¹¹, P. Nomokonov ¹⁴¹,
J. Norman ¹¹⁶, N. Novitzky ¹²², P. Nowakowski ¹³³, A. Nyanin ¹⁴⁰, J. Nystrand ²⁰, M. Ogino ⁷⁵,
A. Ohlson ⁷⁴, V.A. Okorokov ¹⁴⁰, J. Oleniacz ¹³³, A.C. Oliveira Da Silva ¹¹⁹, M.H. Oliver ¹³⁷,
A. Onnerstad ¹¹⁴, C. Oppedisano ⁵⁵, A. Ortiz Velasquez ⁶⁴, J. Otwinowski ¹⁰⁶, M. Oya ⁹¹, K. Oyama ⁷⁵,
Y. Pachmayer ⁹³, S. Padhan ⁴⁶, D. Pagano ^{131,54}, G. Paic ⁶⁴, A. Palasciano ⁴⁹, S. Panebianco ¹²⁷,

H. Park ¹²², H. Park ¹⁰³, J. Park ⁵⁷, J.E. Parkkila ³², R.N. Patra ⁹⁰, B. Paul ²², H. Pei ⁶,
T. Peitzmann ⁵⁸, X. Peng ⁶, M. Pennisi ²⁴, L.G. Pereira ⁶⁵, D. Peresunko ¹⁴⁰, G.M. Perez ⁷,
S. Perrin ¹²⁷, Y. Pestov ¹⁴⁰, V. Petráček ³⁵, V. Petrov ¹⁴⁰, M. Petrovici ⁴⁵, R.P. Pezzi ^{102,65}, S. Piano ⁵⁶,
M. Pikna ¹², P. Pillot ¹⁰², O. Pinazza ^{50,32}, L. Pinsky ¹¹³, C. Pinto ⁹⁴, S. Pisano ⁴⁸, M. Płoskoń ⁷³,
M. Planinic ⁸⁸, F. Pliquett ⁶³, M.G. Poghosyan ⁸⁶, B. Polichtchouk ¹⁴⁰, S. Politano ²⁹, N. Poljak ⁸⁸,
A. Pop ⁴⁵, S. Porteboeuf-Houssais ¹²⁴, V. Pozdniakov ¹⁴¹, K.K. Pradhan ⁴⁷, S.K. Prasad ⁴, S. Prasad ⁴⁷,
R. Preghenella ⁵⁰, F. Prino ⁵⁵, C.A. Pruneau ¹³⁴, I. Pshenichnov ¹⁴⁰, M. Puccio ³², S. Pucillo ²⁴,
Z. Pugelova ¹⁰⁵, S. Qiu ⁸³, L. Quaglia ²⁴, R.E. Quishpe ¹¹³, S. Ragoni ^{14,99}, A. Rakotozafindrabe ¹²⁷,
L. Ramello ^{130,55}, F. Rami ¹²⁶, S.A.R. Ramirez ⁴⁴, T.A. Rancien ⁷², M. Rasa ²⁶, S.S. Räsänen ⁴³,
R. Rath ⁵⁰, M.P. Rauch ²⁰, I. Ravasenga ⁸³, K.F. Read ^{86,119}, C. Reckziegel ¹¹¹, A.R. Redelbach ³⁸,
K. Redlich ^{VI,78}, C.A. Reetz ⁹⁶, A. Rehman ²⁰, F. Reidt ³², H.A. Reme-Ness ³⁴, Z. Rescakova ³⁷,
K. Reygiers ⁹³, A. Riabov ¹⁴⁰, V. Riabov ¹⁴⁰, R. Ricci ²⁸, M. Richter ¹⁹, A.A. Riedel ⁹⁴,
W. Riegler ³², C. Ristea ⁶², M. Rodríguez Cahuantzi ⁴⁴, K. Røed ¹⁹, R. Rogalev ¹⁴⁰, E. Rogochaya ¹⁴¹,
T.S. Rogoschinski ⁶³, D. Rohr ³², D. Röhrich ²⁰, P.F. Rojas ⁴⁴, S. Rojas Torres ³⁵, P.S. Rokita ¹³³,
G. Romanenko ¹⁴¹, F. Ronchetti ⁴⁸, A. Rosano ^{30,52}, E.D. Rosas ⁶⁴, K. Roslon ¹³³, A. Rossi ⁵³,
A. Roy ⁴⁷, S. Roy ⁴⁶, N. Rubini ²⁵, D. Ruggiano ¹³³, R. Rui ²³, B. Rumyantsev ¹⁴¹, P.G. Russek ²,
R. Russo ⁸³, A. Rustamov ⁸⁰, E. Ryabinkin ¹⁴⁰, Y. Ryabov ¹⁴⁰, A. Rybicki ¹⁰⁶, H. Ryttonen ¹¹⁴,
W. Rzeska ¹³³, O.A.M. Saarimaki ⁴³, R. Sadek ¹⁰², S. Sadhu ³¹, S. Sadovsky ¹⁴⁰, J. Saetre ²⁰,
K. Šafařík ³⁵, S.K. Saha ⁴, S. Saha ⁷⁹, B. Sahoo ⁴⁶, R. Sahoo ⁴⁷, S. Sahoo ⁶⁰, D. Sahu ⁴⁷,
P.K. Sahu ⁶⁰, J. Saini ¹³², K. Sajdakova ³⁷, S. Sakai ¹²², M.P. Salvan ⁹⁶, S. Sambyal ⁹⁰, I. Sanna ^{32,94},
T.B. Saramela ¹⁰⁹, D. Sarkar ¹³⁴, N. Sarkar ¹³², P. Sarma ⁴¹, V. Sarritzu ²², V.M. Sarti ⁹⁴, M.H.P. Sas ¹³⁷,
J. Schambach ⁸⁶, H.S. Scheid ⁶³, C. Schiaua ⁴⁵, R. Schicker ⁹³, A. Schmah ⁹³, C. Schmidt ⁹⁶,
H.R. Schmidt ⁹², M.O. Schmidt ³², M. Schmidt ⁹², N.V. Schmidt ⁸⁶, A.R. Schmier ¹¹⁹, R. Schotter ¹²⁶,
A. Schröter ³⁸, J. Schukraft ³², K. Schwarz ⁹⁶, K. Schweda ⁹⁶, G. Scioli ²⁵, E. Scomparin ⁵⁵,
J.E. Seger ¹⁴, Y. Sekiguchi ¹²¹, D. Sekihata ¹²¹, I. Selyuzhenkov ^{96,140}, S. Senyukov ¹²⁶, J.J. Seo ⁵⁷,
D. Serebryakov ¹⁴⁰, L. Šerkšnytė ⁹⁴, A. Sevcenco ⁶², T.J. Shaba ⁶⁷, A. Shabetai ¹⁰², R. Shahoyan ³²,
A. Shangaraev ¹⁴⁰, A. Sharma ⁸⁹, B. Sharma ⁹⁰, D. Sharma ⁴⁶, H. Sharma ¹⁰⁶, M. Sharma ⁹⁰,
S. Sharma ⁷⁵, S. Sharma ⁹⁰, U. Sharma ⁹⁰, A. Shatat ¹²⁸, O. Sheibani ¹¹³, K. Shigaki ⁹¹,
M. Shimomura ⁷⁶, J. Shin ¹¹, S. Shirinkin ¹⁴⁰, Q. Shou ³⁹, Y. Sibiriyak ¹⁴⁰, S. Siddhanta ⁵¹,
T. Siemiarczuk ⁷⁸, T.F. Silva ¹⁰⁹, D. Silvermyr ⁷⁴, T. Simantathammakul ¹⁰⁴, R. Simeonov ³⁶, B. Singh ⁹⁰,
B. Singh ⁹⁴, R. Singh ⁷⁹, R. Singh ⁹⁰, R. Singh ⁴⁷, S. Singh ¹⁵, V.K. Singh ¹³², V. Singhal ¹³²,
T. Sinha ⁹⁸, B. Sitar ¹², M. Sitta ^{130,55}, T.B. Skaali ¹⁹, G. Skorodumovs ⁹³, M. Slupecki ⁴³,
N. Smirnov ¹³⁷, R.J.M. Snellings ⁵⁸, E.H. Solheim ¹⁹, J. Song ¹¹³, A. Songmoolnak ¹⁰⁴, F. Soramel ²⁷,
R. Spijkers ⁸³, I. Sputowska ¹⁰⁶, J. Staa ⁷⁴, J. Stachel ⁹³, I. Stan ⁶², P.J. Steffanic ¹¹⁹,
S.F. Stiefelmaier ⁹³, D. Stocco ¹⁰², I. Storehaug ¹⁹, P. Stratmann ¹³⁵, S. Strazzi ²⁵, C.P. Stylianidis ⁸³,
A.A.P. Suaide ¹⁰⁹, C. Suire ¹²⁸, M. Sukhanov ¹⁴⁰, M. Suljic ³², R. Sultanov ¹⁴⁰, V. Sumberia ⁹⁰,
S. Sumowidagdo ⁸¹, S. Swain ⁶⁰, I. Szarka ¹², M. Szymkowski ¹³³, S.F. Taghavi ⁹⁴, G. TAILLEPIED ⁹⁶,
J. Takahashi ¹¹⁰, G.J. Tambave ²⁰, S. Tang ^{124,6}, Z. Tang ¹¹⁷, J.D. Tapia Takaki ¹¹⁵, N. TAPUS ¹²³,
L.A. Tarasovicova ¹³⁵, M.G. Tarzila ⁴⁵, G.F. Tassielli ³¹, A. Tauro ³², G. Tejada Muñoz ⁴⁴,
A. Telesca ³², L. Terlizzi ²⁴, C. Terrevoli ¹¹³, G. Tersimonov ³, S. Thakur ⁴, D. Thomas ¹⁰⁷,
A. Tikhonov ¹⁴⁰, A.R. Timmins ¹¹³, M. Tkacik ¹⁰⁵, T. Tkacik ¹⁰⁵, A. Toia ⁶³, R. Tokumoto ⁹¹,
N. Topilskaya ¹⁴⁰, M. Toppi ⁴⁸, F. Torales-Acosta ¹⁸, T. Tork ¹²⁸, A.G. Torres Ramos ³¹, A. Trifiró ^{30,52},
A.S. Triolo ^{30,52}, S. Tripathy ⁵⁰, T. Tripathy ⁴⁶, S. Trogolo ³², V. Trubnikov ³, W.H. Trzaska ¹¹⁴,
T.P. Trzcinski ¹³³, A. Tumkin ¹⁴⁰, R. Turrisi ⁵³, T.S. Tveter ¹⁹, K. Ullaland ²⁰, B. Ulukutlu ⁹⁴,
A. Uras ¹²⁵, M. Urioni ^{54,131}, G.L. Usai ²², M. Vala ³⁷, N. Valle ²¹, L.V.R. van Doremalen ⁵⁸, M. van
Leeuwen ⁸³, C.A. van Veen ⁹³, R.J.G. van Weelden ⁸³, P. Vande Vyvre ³², D. Varga ¹³⁶, Z. Varga ¹³⁶,
M. Vasileiou ⁷⁷, A. Vasiliev ¹⁴⁰, O. Vázquez Doce ⁴⁸, O. Vazquez Rueda ^{113,74}, V. Vechernin ¹⁴⁰,
E. Vercellin ²⁴, S. Vergara Limón ⁴⁴, L. Vermunt ⁹⁶, R. Vértesi ¹³⁶, M. Verweij ⁵⁸, L. Vickovic ³³,
Z. Vilakazi ¹²⁰, O. Villalobos Baillie ⁹⁹, A. Villani ²³, G. VINO ⁴⁹, A. Vinogradov ¹⁴⁰, T. Virgili ²⁸,
V. Vislavicius ⁷⁴, A. Vodopyanov ¹⁴¹, B. Volkel ³², M.A. Völkl ⁹³, K. Voloshin ¹⁴⁰, S.A. Voloshin ¹³⁴,
G. Volpe ³¹, B. von Haller ³², I. Vorobyev ⁹⁴, N. Vozniuk ¹⁴⁰, J. Vrláková ³⁷, C. Wang ³⁹, D. Wang ³⁹,
Y. Wang ³⁹, A. Wegrzynek ³², F.T. Weiglhofer ³⁸, S.C. Wenzel ³², J.P. Wessels ¹³⁵, S.L. Weyhmiller ¹³⁷,
J. Wiechula ⁶³, J. Wikne ¹⁹, G. Wilk ⁷⁸, J. Wilkinson ⁹⁶, G.A. Willems ¹³⁵, B. Windelband ⁹³,
M. Winn ¹²⁷, J.R. Wright ¹⁰⁷, W. Wu ³⁹, Y. Wu ¹¹⁷, R. Xu ⁶, A. Yadav ⁴², A.K. Yadav ¹³²,
S. Yalcin ⁷¹, Y. Yamaguchi ⁹¹, S. Yang ²⁰, S. Yano ⁹¹, Z. Yin ⁶, I.-K. Yoo ¹⁶, J.H. Yoon ⁵⁷, S. Yuan ²⁰,
A. Yuncu ⁹³, V. Zaccolo ²³, C. Zampolli ³², F. Zanone ⁹³, N. Zardoshti ^{32,99}, A. Zarochentsev ¹⁴⁰,

P. Závada ⁶¹, N. Zaviyalov¹⁴⁰, M. Zhalov ¹⁴⁰, B. Zhang ⁶, L. Zhang ³⁹, S. Zhang ³⁹, X. Zhang ⁶,
 Y. Zhang¹¹⁷, Z. Zhang ⁶, M. Zhao ¹⁰, V. Zherebchevskii ¹⁴⁰, Y. Zhi¹⁰, D. Zhou ⁶, Y. Zhou ⁸²,
 J. Zhu ^{96,6}, Y. Zhu⁶, S.C. Zugravel ⁵⁵, N. Zurlo ^{131,54}

Affiliation Notes

^I Deceased

^{II} Also at: Max-Planck-Institut für Physik, Munich, Germany

^{III} Also at: Italian National Agency for New Technologies, Energy and Sustainable Economic Development (ENEA), Bologna, Italy

^{IV} Also at: Dipartimento DET del Politecnico di Torino, Turin, Italy

^V Also at: Department of Applied Physics, Aligarh Muslim University, Aligarh, India

^{VI} Also at: Institute of Theoretical Physics, University of Wrocław, Poland

^{VII} Also at: An institution covered by a cooperation agreement with CERN

Collaboration Institutes

¹ A.I. Alikhanyan National Science Laboratory (Yerevan Physics Institute) Foundation, Yerevan, Armenia

² AGH University of Krakow, Cracow, Poland

³ Bogolyubov Institute for Theoretical Physics, National Academy of Sciences of Ukraine, Kiev, Ukraine

⁴ Bose Institute, Department of Physics and Centre for Astroparticle Physics and Space Science (CAPSS), Kolkata, India

⁵ California Polytechnic State University, San Luis Obispo, California, United States

⁶ Central China Normal University, Wuhan, China

⁷ Centro de Aplicaciones Tecnológicas y Desarrollo Nuclear (CEADEN), Havana, Cuba

⁸ Centro de Investigación y de Estudios Avanzados (CINVESTAV), Mexico City and Mérida, Mexico

⁹ Chicago State University, Chicago, Illinois, United States

¹⁰ China Institute of Atomic Energy, Beijing, China

¹¹ Chungbuk National University, Cheongju, Republic of Korea

¹² Comenius University Bratislava, Faculty of Mathematics, Physics and Informatics, Bratislava, Slovak Republic

¹³ COMSATS University Islamabad, Islamabad, Pakistan

¹⁴ Creighton University, Omaha, Nebraska, United States

¹⁵ Department of Physics, Aligarh Muslim University, Aligarh, India

¹⁶ Department of Physics, Pusan National University, Pusan, Republic of Korea

¹⁷ Department of Physics, Sejong University, Seoul, Republic of Korea

¹⁸ Department of Physics, University of California, Berkeley, California, United States

¹⁹ Department of Physics, University of Oslo, Oslo, Norway

²⁰ Department of Physics and Technology, University of Bergen, Bergen, Norway

²¹ Dipartimento di Fisica, Università di Pavia, Pavia, Italy

²² Dipartimento di Fisica dell'Università and Sezione INFN, Cagliari, Italy

²³ Dipartimento di Fisica dell'Università and Sezione INFN, Trieste, Italy

²⁴ Dipartimento di Fisica dell'Università and Sezione INFN, Turin, Italy

²⁵ Dipartimento di Fisica e Astronomia dell'Università and Sezione INFN, Bologna, Italy

²⁶ Dipartimento di Fisica e Astronomia dell'Università and Sezione INFN, Catania, Italy

²⁷ Dipartimento di Fisica e Astronomia dell'Università and Sezione INFN, Padova, Italy

²⁸ Dipartimento di Fisica 'E.R. Caianiello' dell'Università and Gruppo Collegato INFN, Salerno, Italy

²⁹ Dipartimento DISAT del Politecnico and Sezione INFN, Turin, Italy

³⁰ Dipartimento di Scienze MIFT, Università di Messina, Messina, Italy

³¹ Dipartimento Interateneo di Fisica 'M. Merlin' and Sezione INFN, Bari, Italy

³² European Organization for Nuclear Research (CERN), Geneva, Switzerland

³³ Faculty of Electrical Engineering, Mechanical Engineering and Naval Architecture, University of Split, Split, Croatia

³⁴ Faculty of Engineering and Science, Western Norway University of Applied Sciences, Bergen, Norway

³⁵ Faculty of Nuclear Sciences and Physical Engineering, Czech Technical University in Prague, Prague, Czech Republic

³⁶ Faculty of Physics, Sofia University, Sofia, Bulgaria

- ³⁷ Faculty of Science, P.J. Šafárik University, Košice, Slovak Republic
³⁸ Frankfurt Institute for Advanced Studies, Johann Wolfgang Goethe-Universität Frankfurt, Frankfurt, Germany
³⁹ Fudan University, Shanghai, China
⁴⁰ Gangneung-Wonju National University, Gangneung, Republic of Korea
⁴¹ Gauhati University, Department of Physics, Guwahati, India
⁴² Helmholtz-Institut für Strahlen- und Kernphysik, Rheinische Friedrich-Wilhelms-Universität Bonn, Bonn, Germany
⁴³ Helsinki Institute of Physics (HIP), Helsinki, Finland
⁴⁴ High Energy Physics Group, Universidad Autónoma de Puebla, Puebla, Mexico
⁴⁵ Horia Hulubei National Institute of Physics and Nuclear Engineering, Bucharest, Romania
⁴⁶ Indian Institute of Technology Bombay (IIT), Mumbai, India
⁴⁷ Indian Institute of Technology Indore, Indore, India
⁴⁸ INFN, Laboratori Nazionali di Frascati, Frascati, Italy
⁴⁹ INFN, Sezione di Bari, Bari, Italy
⁵⁰ INFN, Sezione di Bologna, Bologna, Italy
⁵¹ INFN, Sezione di Cagliari, Cagliari, Italy
⁵² INFN, Sezione di Catania, Catania, Italy
⁵³ INFN, Sezione di Padova, Padova, Italy
⁵⁴ INFN, Sezione di Pavia, Pavia, Italy
⁵⁵ INFN, Sezione di Torino, Turin, Italy
⁵⁶ INFN, Sezione di Trieste, Trieste, Italy
⁵⁷ Inha University, Incheon, Republic of Korea
⁵⁸ Institute for Gravitational and Subatomic Physics (GRASP), Utrecht University/Nikhef, Utrecht, Netherlands
⁵⁹ Institute of Experimental Physics, Slovak Academy of Sciences, Košice, Slovak Republic
⁶⁰ Institute of Physics, Homi Bhabha National Institute, Bhubaneswar, India
⁶¹ Institute of Physics of the Czech Academy of Sciences, Prague, Czech Republic
⁶² Institute of Space Science (ISS), Bucharest, Romania
⁶³ Institut für Kernphysik, Johann Wolfgang Goethe-Universität Frankfurt, Frankfurt, Germany
⁶⁴ Instituto de Ciencias Nucleares, Universidad Nacional Autónoma de México, Mexico City, Mexico
⁶⁵ Instituto de Física, Universidade Federal do Rio Grande do Sul (UFRGS), Porto Alegre, Brazil
⁶⁶ Instituto de Física, Universidad Nacional Autónoma de México, Mexico City, Mexico
⁶⁷ iThemba LABS, National Research Foundation, Somerset West, South Africa
⁶⁸ Jeonbuk National University, Jeonju, Republic of Korea
⁶⁹ Johann-Wolfgang-Goethe Universität Frankfurt Institut für Informatik, Fachbereich Informatik und Mathematik, Frankfurt, Germany
⁷⁰ Korea Institute of Science and Technology Information, Daejeon, Republic of Korea
⁷¹ KTO Karatay University, Konya, Turkey
⁷² Laboratoire de Physique Subatomique et de Cosmologie, Université Grenoble-Alpes, CNRS-IN2P3, Grenoble, France
⁷³ Lawrence Berkeley National Laboratory, Berkeley, California, United States
⁷⁴ Lund University Department of Physics, Division of Particle Physics, Lund, Sweden
⁷⁵ Nagasaki Institute of Applied Science, Nagasaki, Japan
⁷⁶ Nara Women's University (NWU), Nara, Japan
⁷⁷ National and Kapodistrian University of Athens, School of Science, Department of Physics, Athens, Greece
⁷⁸ National Centre for Nuclear Research, Warsaw, Poland
⁷⁹ National Institute of Science Education and Research, Homi Bhabha National Institute, Jatni, India
⁸⁰ National Nuclear Research Center, Baku, Azerbaijan
⁸¹ National Research and Innovation Agency - BRIN, Jakarta, Indonesia
⁸² Niels Bohr Institute, University of Copenhagen, Copenhagen, Denmark
⁸³ Nikhef, National institute for subatomic physics, Amsterdam, Netherlands
⁸⁴ Nuclear Physics Group, STFC Daresbury Laboratory, Daresbury, United Kingdom
⁸⁵ Nuclear Physics Institute of the Czech Academy of Sciences, Husinec-Řež, Czech Republic
⁸⁶ Oak Ridge National Laboratory, Oak Ridge, Tennessee, United States
⁸⁷ Ohio State University, Columbus, Ohio, United States
⁸⁸ Physics department, Faculty of science, University of Zagreb, Zagreb, Croatia
⁸⁹ Physics Department, Panjab University, Chandigarh, India

- ⁹⁰ Physics Department, University of Jammu, Jammu, India
- ⁹¹ Physics Program and International Institute for Sustainability with Knotted Chiral Meta Matter (SKCM2), Hiroshima University, Hiroshima, Japan
- ⁹² Physikalisches Institut, Eberhard-Karls-Universität Tübingen, Tübingen, Germany
- ⁹³ Physikalisches Institut, Ruprecht-Karls-Universität Heidelberg, Heidelberg, Germany
- ⁹⁴ Physik Department, Technische Universität München, Munich, Germany
- ⁹⁵ Politecnico di Bari and Sezione INFN, Bari, Italy
- ⁹⁶ Research Division and ExtreMe Matter Institute EMMI, GSI Helmholtzzentrum für Schwerionenforschung GmbH, Darmstadt, Germany
- ⁹⁷ Saga University, Saga, Japan
- ⁹⁸ Saha Institute of Nuclear Physics, Homi Bhabha National Institute, Kolkata, India
- ⁹⁹ School of Physics and Astronomy, University of Birmingham, Birmingham, United Kingdom
- ¹⁰⁰ Sección Física, Departamento de Ciencias, Pontificia Universidad Católica del Perú, Lima, Peru
- ¹⁰¹ Stefan Meyer Institut für Subatomare Physik (SMI), Vienna, Austria
- ¹⁰² SUBATECH, IMT Atlantique, Nantes Université, CNRS-IN2P3, Nantes, France
- ¹⁰³ Sungkyunkwan University, Suwon City, Republic of Korea
- ¹⁰⁴ Suranaree University of Technology, Nakhon Ratchasima, Thailand
- ¹⁰⁵ Technical University of Košice, Košice, Slovak Republic
- ¹⁰⁶ The Henryk Niewodniczanski Institute of Nuclear Physics, Polish Academy of Sciences, Cracow, Poland
- ¹⁰⁷ The University of Texas at Austin, Austin, Texas, United States
- ¹⁰⁸ Universidad Autónoma de Sinaloa, Culiacán, Mexico
- ¹⁰⁹ Universidade de São Paulo (USP), São Paulo, Brazil
- ¹¹⁰ Universidade Estadual de Campinas (UNICAMP), Campinas, Brazil
- ¹¹¹ Universidade Federal do ABC, Santo Andre, Brazil
- ¹¹² University of Cape Town, Cape Town, South Africa
- ¹¹³ University of Houston, Houston, Texas, United States
- ¹¹⁴ University of Jyväskylä, Jyväskylä, Finland
- ¹¹⁵ University of Kansas, Lawrence, Kansas, United States
- ¹¹⁶ University of Liverpool, Liverpool, United Kingdom
- ¹¹⁷ University of Science and Technology of China, Hefei, China
- ¹¹⁸ University of South-Eastern Norway, Kongsberg, Norway
- ¹¹⁹ University of Tennessee, Knoxville, Tennessee, United States
- ¹²⁰ University of the Witwatersrand, Johannesburg, South Africa
- ¹²¹ University of Tokyo, Tokyo, Japan
- ¹²² University of Tsukuba, Tsukuba, Japan
- ¹²³ University Politehnica of Bucharest, Bucharest, Romania
- ¹²⁴ Université Clermont Auvergne, CNRS/IN2P3, LPC, Clermont-Ferrand, France
- ¹²⁵ Université de Lyon, CNRS/IN2P3, Institut de Physique des 2 Infinis de Lyon, Lyon, France
- ¹²⁶ Université de Strasbourg, CNRS, IPHC UMR 7178, F-67000 Strasbourg, France, Strasbourg, France
- ¹²⁷ Université Paris-Saclay, Centre d'Etudes de Saclay (CEA), IRFU, Département de Physique Nucléaire (DPhN), Saclay, France
- ¹²⁸ Université Paris-Saclay, CNRS/IN2P3, IJCLab, Orsay, France
- ¹²⁹ Università degli Studi di Foggia, Foggia, Italy
- ¹³⁰ Università del Piemonte Orientale, Vercelli, Italy
- ¹³¹ Università di Brescia, Brescia, Italy
- ¹³² Variable Energy Cyclotron Centre, Homi Bhabha National Institute, Kolkata, India
- ¹³³ Warsaw University of Technology, Warsaw, Poland
- ¹³⁴ Wayne State University, Detroit, Michigan, United States
- ¹³⁵ Westfälische Wilhelms-Universität Münster, Institut für Kernphysik, Münster, Germany
- ¹³⁶ Wigner Research Centre for Physics, Budapest, Hungary
- ¹³⁷ Yale University, New Haven, Connecticut, United States
- ¹³⁸ Yonsei University, Seoul, Republic of Korea
- ¹³⁹ Zentrum für Technologie und Transfer (ZTT), Worms, Germany
- ¹⁴⁰ Affiliated with an institute covered by a cooperation agreement with CERN
- ¹⁴¹ Affiliated with an international laboratory covered by a cooperation agreement with CERN.