

VLTinT: Visual-Linguistic Transformer-in-Transformer for Coherent Video Paragraph Captioning

Kashu Yamazaki^{*1}, Khoa Vo^{*1}, Sang Truong¹, Bhiksha Raj², Ngan Le¹

¹ AICV Lab, University of Arkansas, Fayetteville, Arkansas, USA

² Carnegie Mellon University, Pittsburgh, Pennsylvania, USA

Abstract

Video paragraph captioning aims to generate a multi-sentence description of an untrimmed video with several temporal event locations in coherent storytelling. Following the human perception process, where the scene is effectively understood by decomposing it into visual (e.g. human, animal) and non-visual components (e.g. action, relations) under the mutual influence of vision and language, we first propose a visual-linguistic (VL) feature. In the proposed VL feature, the scene is modeled by three modalities including (i) a global visual environment; (ii) local visual main agents; (iii) linguistic scene elements. We then introduce an autoregressive *Transformer-in-Transformer* (*TinT*) to simultaneously capture the semantic coherence of intra- and inter-event contents within a video. Finally, we present a new *VL contrastive loss function* to guarantee learnt embedding features are matched with the captions semantics. Comprehensive experiments and extensive ablation studies on ActivityNet Captions and YouCookII datasets show that the proposed Visual-Linguistic Transformer-in-Transform (VLTinT) outperforms prior state-of-the-art methods on accuracy and diversity. Source code is made publicly available at: <https://github.com/UARK-AICV/VLTinT>.

Introduction

Video captioning is a task of automatically generating a caption for a video. An important branch of video captioning is dense video captioning (DVC) (Krishna, Hata et al. 2017), which requires to generate a list of temporal event proposals and the associated sentence description of each event to form a coherent paragraph description of a video. As a simplified version of DVC, video paragraph captioning (VPC) (Park, Rohrbach et al. 2019) concentrates on generating better paragraph captions given a set of event segments in a video, which eases the requirement of event proposal generation. In general, a VPC model consists of two main components: an encoder to represent each event segment as a feature; and a decoder to generate captions while maintaining the consistency within each event and the coherence among all sentences of the generated paragraph.

Videos contain rich semantic knowledge of multiple modalities, e.g., vision, text, speech, and non-speech audio. Understanding a video involves multiple factors such as a single human actor, group of human actors, non-human actor, and

^{*}These authors contributed equally.

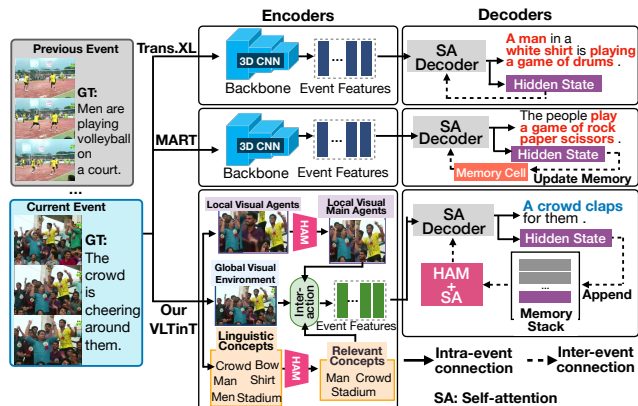


Figure 1: A high-level comparison between our VLTinT and recent SOTA VPC methods. In the **encoder**, both Transformer-XL (Dai, Yang et al. 2019) and MART (Lei, Wang et al. 2020) encode visual features by applying 3D CNN-based backbone network whereas our VLTinT encodes visual-linguistic feature by (i) global visual environment, (ii) local visual main agents, (iii) linguistic scene elements, and a fusion mechanism. In the **decoder**, Transformer-XL uses recurrence to address context fragmentation, MART uses a highly summarized memory to remember history information whereas we propose to utilize a transformer to model the contextual dependencies at both intra- and inter-levels. In the generated captions, **red text** indicates mistaken words, and **blue text** indicates distinct expressions.

phenomenon. Examples of non-human actors and phenomena performing action include dog chasing, car running, and cloud floating. The existing VPC approaches (Zhou, Zhou et al. 2018; Dai, Yang et al. 2019; Lei, Wang et al. 2020) employ CNN-based networks as a black-box to encode the video feature, which could overlook the contributions of various modalities in the semantic contents of a video. We observe that human perception involves the *interaction of vision and language* and propose *VL Encoder* to resolve this above challenge. Our VL Encoder is based on two observations: language influences the basic perceptual process, affecting performance on tasks that might seem to be wholly perceptual in nature (Lupyan, Abdel Rahman et al. 2020);

and video content is effectively understood by the combination of agents/actors and the surrounding environment (Vo, Le et al. 2021; Vo, Yamazaki et al. 2021; Vo, Joo et al. 2021). Our VL Encoder consists of three modalities: (i) global visual environment representing the overall surrounding scene, (ii) local visual main agents representing the human agents committing events, and (iii) linguistic scene elements captioning descriptive details of both visual and non-visual elements; and a fusion module modeling the interaction of those features and combine them into a unified representation. Besides, to only focus on the main agents who actually contribute to the event as well as the most relevant scene elements of the event, we make use of a Hybrid Attention Mechanism (HAM) following (Vo, Joo et al. 2021).

In VPC, each event is described by one sentence, and they all should logically follow each other. Thus, two kinds of dependencies have to be modeled in VPC, i.e., intra- and inter-event dependencies. In the early days of development, RNN-based models were applied to build the caption generator to model intra-event coherency (Xiong, Dai, and Lin 2018; Park, Rohrbach et al. 2019). Recently, Transformer-based models have proven to be more effective in generating captions (Dai, Yang et al. 2019; Lei, Wang et al. 2020; Ging, Zolfaghari et al. 2020). However, in (Zhou, Zhou et al. 2018), each event is decoded independently and inter-event coherency is not taken into account. This limitation is later addressed as a context fragmentation (Dai, Yang et al. 2019) and RNN-based memory (Lei, Wang et al. 2020; Ging, Zolfaghari et al. 2020). However, none of the existing work leverages the success of the transformer in modeling inter-event coherence. To pose this challenge, we propose a novel *Transformer-in-Transformer architecture (TinT Decoder)*. To the best of our knowledge, TinT Decoder is the first fully transformer network for VPC, which simultaneously models both intra- and inter-event in an end-to-end framework. The network comparison between our VLTinT and the existing SOTA VPC approaches is in Fig. 1. Furthermore, most prior VPC work makes use of maximum likelihood estimation (MLE) loss to train the model. However, MLE loss does not guarantee that the learnt event embedding features intimately represent the groundtruth captions. Thus, we introduce a novel *VL contrastive loss*, to maintain the learning of both visual and linguistic semantics during training without adding additional computational costs. The VL Encoder along with TinT Decoder comprises a novel method, termed *Visual-Linguistic Transformer-in-Transformer (VLTinT)*. The main contributions of this paper are summarized as follows:

- A novel VL Encoder, which represents the video content by separately modeling (i) global visual feature, (ii) local visual main agents, and (iii) linguistic scene elements; and their interactions.
- A novel TinT Decoder to simultaneously model intra- and inter-event dependencies in an end-to-end fashion producing a coherent paragraph.
- A novel VL contrastive loss function to better align both visual and linguistic information.
- A comprehensive experiment and an extensive ablation study on the popular VPC benchmarking datasets ActivityNet Captions and YouCookII.

Related Works

Dense Video Captioning

In general, video captioning can be divided into either single sentence (Pasunuru and Bansal 2017; Wang, Wu et al. 2019) for short videos or multiple sentences (Wang, Zheng et al. 2020) for long and untrimmed videos. DVC belongs to the second category and it has emerged as a multitask problem that combines event localization and event captioning to generate an informative caption for such videos. DVC can be implemented by visual feature only (Krishna, Hata et al. 2017; Li, Yao et al. 2018; Zhou, Zhou et al. 2018; Mun, Yang et al. 2019; Deng, Chen et al. 2021) or multimodal features such as audio (Rahman, Xu, and Sigal 2019), speech (Shi, Ji et al. 2019; Iashin and Rahtu 2020), and both (Iashin and Rahtu 2020). Our VPC method shares a common setup with DVC with the multimodal feature. Our feature is encoded using both vision and language modalities to better extract contextual scene representation.

Video Paragraph Captioning

(Zhou, Zhou et al. 2018) first introduced the transformer to the VPC task known as Vanilla Transformer, where each event is decoded individually without knowing the coherence between sentences. To address this limitation, (Lei, Wang et al. 2020) modified the Transformer-XL (Dai, Yang et al. 2019) and proposed MART. Transformer-XL is a language model using recurrence to address context fragmentation, whereas MART uses a highly summarized memory to remember history information. MART decodes the caption to learn word-level dependencies by a transformer while modeling the paragraph coherence based on GRU (Chung, Gulcehre et al. 2014). However, the RNN-based model is limited in capturing long-range dependencies as well as suffers from the problem of gradient vanishing (Pascanu, Mikolov, and Bengio 2013). In this work, we leverage a transformer to simultaneously model the long-range dependencies between words (i.e., intra-event) and sentences (i.e., inter-event).

Transformer Models

Transformer (Vaswani, Shazeer et al. 2017) and Vision Transformer (ViT) (Dosovitskiy, Beyer et al. 2021) have recently attracted significant interest in the research community. ViT applies a pure transformer to the visual recognition task by treating the image as a composition of 16×16 local patches. (Han, Xiao et al. 2021) presents TNT to further divide them into smaller 4×4 patches. Specifically, TNT is built with a non-autoregressive inner and outer transformer, which deal with local sub-patches and sequence of local sub-patches, respectively. NesT (Zhang, Zhang et al. 2022) proposes an alternative approach to model local and global information by nesting the canonical transformers hierarchically and connecting them with a proposed aggregation function. To model temporal coherency of intra- and inter-event, we propose a novel TinT. In our TinT, the outer transformer is designed as an autoregressive structure to model inter-event coherency whereas the inner transformer handles intra-event coherency.

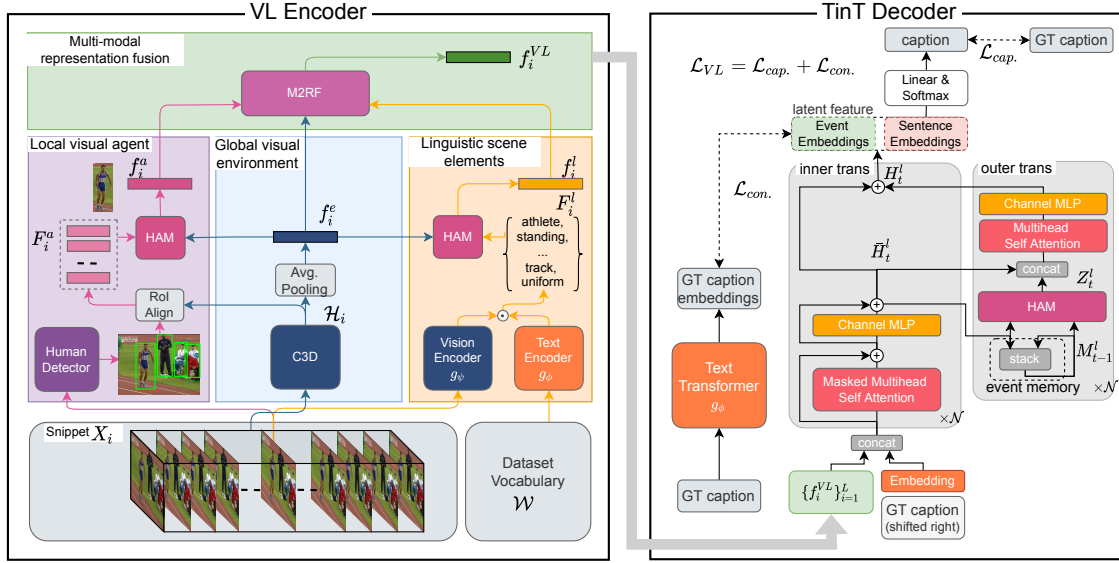


Figure 2: Overall network architecture of our proposed VLTinT, which contains two modules, i.e., VL Encoder and TinT Decoder. (Left) VL Encoder: given a snippet X_i , the VL Encoder simultaneously extracts local visual features from main agents, global visual features from the environment, and linguistic relevant scene elements; and models interaction between those three modalities through our M2RF module. (Right) TinT Decoder: the canonical transformer encoder is extended by an autoregressive outer transformer that can selectively access the 1^{st} to $t-1^{th}$ hidden states, which are stored in the event memory, at the t^{th} event captioning step.

Proposed VLTinT

Our VLTinT consists of two main modules corresponding to VL Encoder and TinT Decoder. The VL Encoder aims to extract VL representation of each event and the TinT Decoder aims to generate a caption of each event while simultaneously modeling intra- and inter-event coherency. Both modules are trained in an end-to-end fashion by our proposed VL loss. The overall architecture is shown in Fig. 2.

Problem Setup

In VPC, we are given an untrimmed video $\mathcal{V} = \{v_i\}_{i=1}^{|\mathcal{V}|}$, where $|\mathcal{V}|$ is the number of frames, and a list of its important events $\mathcal{E} = \{e_i = (e_i^b, e_i^e)\}_{i=1}^{|\mathcal{E}|}$, where $|\mathcal{E}|$ is the number of events within a video and an event e_i is defined by a pair of beginning and ending timestamps (e_i^b, e_i^e) . Our objective is to generate a coherent paragraph that matches the ground truth paragraph $\mathcal{P} = \{\mathbf{s}_i\}_{i=1}^{|\mathcal{E}|}$ that describes the whole video \mathcal{V} . In this setup, i^{th} sentence $\mathbf{s} = \{s_1 \dots s_N\}$ that consists of N words is the description of its corresponding event e_i .

Visual-Linguistic (VL) Encoder

Our VL Encoder is responsible for comprehensively representing each snippet X_i of an event into a representative feature to compose a sequence of snippet features for the decoder. Given an event $e = (e^b, e^e)$ and its corresponding video frames $\mathcal{V}_e = \{v_i | e^b \leq i \leq e^e\}$, we follow the standard settings from existing works (Zhou, Zhou et al. 2018; Lei, Wang et al. 2020; Song, Chen, and Jin 2021) and divide \mathcal{V}_e into a sequence of δ -frame snippets $\{X_i\}_{i=1}^L$. Each snippet X_i consists of δ consecutive frames and \mathcal{V}_e has a total

of $L = \lceil \frac{|\mathcal{V}_e|}{\delta} \rceil$ snippets. The VL Encoder module encodes each snippet X_i to a VL representation f_i^{VL} as shown in Fig.2 (left). Therefore, video segment \mathcal{V}_e is encoded into VL representation $\{f_i^{VL}\}_{i=1}^L$.

The VL Encoder first models a video with the three modalities, (i) global visual environment (ii) local visual main agents (iii) linguistic relevant scene elements, and then fuses them into one representation based on the interactions between them. Given a snippet X_i , it is encoded into these three modalities, corresponding to f_i^e , f_i^a and f_i^l , respectively. The final feature f_i^{VL} representing the interaction is extracted by fusing f_i^e , f_i^a and f_i^l through our Multi-modal Representation Fusion (M2RF) module as follows:

(i) *Global Visual Environment:*

This modality provides the visual semantic information from the entire spatial scene of input snippet X_i . To obtain such target, we adopt a backbone 3D-CNN network (Ji, Xu et al. 2010) to X_i to extract feature map \mathcal{H}_i at the last convolutional block of the network. Then, we obtain the global environment visual feature $f_i^e \in \mathbb{R}^{d_{emb}}$ by processing \mathcal{H}_i with an average pooling operation to reduce the entire spatial dimension followed by channel MLP. The procedure is summarized as follows:

$$f_i^e = \text{MLP}_{\theta_e}(\text{Avg.Pooling}(\mathcal{H}_i)) \quad (1)$$

(ii) *Local Visual Main Agents:*

This modality provides the visual features of the main human agents, who actually contribute to the formation of the event being described. Even though most of the events are associated with agents, not all agents committing movements are related to the main content of the event segment. Using a

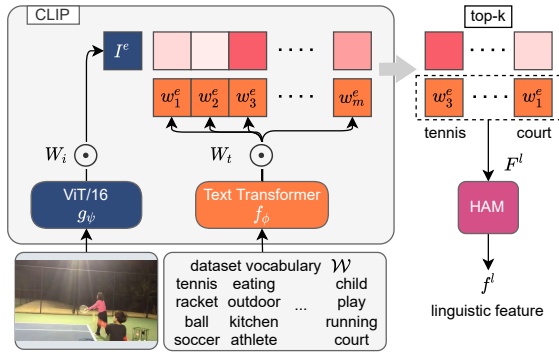


Figure 3: Illustration of relevant scene elements extraction process where ViT/16 and Text Transformer are the pre-trained models from CLIP (Radford, Kim et al. 2021).

similar assumption as in (Vo, Le et al. 2021; Vo, Yamazaki et al. 2021), we apply a human detector to the center frame of X_i to obtain the bounding boxes of all human agents. Afterward, we align each of the detected bounding boxes \mathcal{B}_i onto the feature map \mathcal{H}_i , which is obtained by the previous modality, using RoIAlign (He, Gkioxari et al. 2017). Then, features overlapped by each agent bounding box are averagely pooled into a single feature vector to represent visual information of the agent inside that box. Finally, we obtain a set of local agent visual features $F_i^a \in \mathbb{R}^{N_a \times d_a}$, where N_a and d_a are the number of detected agents and agent embedding dimension, respectively. Finally, we apply HAM (detailed in Section) to adaptively select an arbitrary number of main agents from N_a detected agents and extract their mutual relationships to form a unified agent-aware visual feature $f_i^a \in \mathbb{R}^{d_{emb}}$ as follows:

$$f_i^a = \text{HAM}(\text{MLP}_{\theta_a}(F_i^a), f_i^e) \quad (2)$$

(iii) *Linguistic Relevant Scene Elements:*

This modality provides additional contextual details of the scene. While the two former modalities capture visual information of spatial appearances and temporal motions, their features may overlook some of the scene components because of the spacial reduction in the pooling operation from the feature map \mathcal{H}_i . Furthermore, non-visual features could hardly be captured by a normal vision backbone model. Recent studies (Patashnik, Wu et al. 2021; Yang and Zou 2021) have shown the extreme zero-shot capability of Contrastive Language-Image Pre-training (CLIP) where the model can estimate the semantic similarity between a set of words and an image. Trained on 400 million text-image pairs collected from a variety of publicly available sources on the Internet, CLIP can correlate not only the visual words but also the non-visual words to the given image. We thus leverage CLIP as a linguistic feature extractor to obtain top k scene elements (i.e., k texts) that are highly correlated with the middle frame of the input snippet X_i . Specifically, we construct a vocabulary $\mathcal{W} = \{w_1, \dots, w_m\}$ based on the groundtruth captions of our training dataset. Each vocabulary $w_i \in \mathcal{W}$ is encoded by a transformer network f_ϕ into a text feature f_i^w . Let W_t be a text projection matrix pre-trained by CLIP, the embedding text vocabulary is computed as

$$w^e = W_t \cdot f_\phi(\mathcal{W}) = W_t \cdot f^w \text{ where } f^w = \{f_i^w\}_{i=1}^m. \quad (3)$$

Let W_i be an image projection matrix pre-trained by CLIP, the center frame I of the input snippet X_i is first encoded by a pre-trained ViT g_ψ to extract visual feature f^I , and then embedded by W_i as below:

$$I^e = W_i \cdot g_\psi(I) = W_i \cdot f^I \quad (4)$$

The pairwise cosine similarities between embedded I^e and w^e are then computed. Top k similarity scores are chosen as linguistic categorical concept features $F_i^l \in \mathbb{R}^{k \times d_l}$. This feature is also subjected to the HAM module to select only the most relevant representative linguistic features and merge them into a single representation $f_i^l \in \mathbb{R}^{d_{emb}}$ as follows:

$$f_i^l = \text{HAM}(\text{MLP}_{\theta_l}(F_i^l), f_i^e) \quad (5)$$

The flowchart of extracting f_i^l is illustrated in Fig.3.

(iv) *Multi-modal Representation Fusion (M2RF):*

This component aims to fuse features from the three modalities. While concatenation or summation are the two common fusion mechanisms, they treat all modalities equally. To better model the impact of each individual modality, we propose M2RF as a function g_γ , which takes the features f_i^e , f_i^a , and f_i^l as its input. We extract the inter-feature relationships by utilizing a self-attention (Att.) layer (Vaswani, Shazeer et al. 2017) followed by a mean operation. The final representation $f_i^{VL} \in \mathbb{R}^{d_{emb}}$ of a given snippet X_i is defined as follows:

$$f_i^{VL} = g_\gamma([f_i^e; f_i^a; f_i^l]) = \text{mean}(\text{Att}([f_i^e; f_i^a; f_i^l])) \quad (6a)$$

where $[;]$ represents the concatenation of features in a new dimension, where self-attention is applied on the new dimension and reduced by the mean operation to account for permutation invariance.

Transformer-in-Transformer (TinT) Decoder

Inspired by the recent transformer-based vision-language models (Chen, Li et al. 2020; Lei, Wang et al. 2020), we adopt the unified encoder-decoder transformer structure as a foundation for the caption generator, i.e., an inner transformer. The inner transformer’s input is described as following. In this setup, video features \mathcal{F}^{VL} is formed by concatenating all f_i^{VL} obtained by applying VL Encoder into each snippet X_i , i.e., $\mathcal{F}^{VL} = \{f_i^{VL}\}_{i=1}^L \in \mathbb{R}^{L \times d_{emb}}$. Textual tokens \mathcal{F}^{text} is encoded by a pre-trained text transformer g_ϕ from CLIP and a MLP layer, i.e., $\mathcal{F}^{text} = \text{MLP}(g_\phi(\text{Shifted GT text})) \in \mathbb{R}^{N \times d_{emb}}$, where N is the sequence length of the text tokens. Following (Lei, Wang et al. 2020), learnable token type embeddings $\mathcal{F}^{type} \in \mathbb{R}^{(L+N) \times d_{emb}}$ are introduced to inform the location of the video and the caption representations. \mathcal{F}^{type} is initialized as 0/1 vectors, i.e., video as 0 and text as 1. For the t^{th} event, an intermediate hidden states $\tilde{H}_t^l \in \mathbb{R}^{(L+N) \times d_{emb}}$ is computed in Eq. 7b as canonical inner transformer encoder, where \tilde{H}_t^l is the internal states after Masked Multihead Self Attention (MSA).

$$H_t^0 = [\mathcal{F}^{VL}; \mathcal{F}^{text}] + \mathcal{F}^{type} \in \mathbb{R}^{(L+N) \times d_{emb}} \quad (7a)$$

$$\tilde{H}_t^l = \text{MLP}(\tilde{H}_t^l) + \tilde{H}_t^l, \tilde{H}_t^l = \text{Masked_MSA}(H_t^l) + H_t^l \quad (7b)$$

While the inner transformer can effectively model intra-event coherency, it cannot handle the contextual relationship of inter-event. To address this limitation, we introduce an autoregressive outer transformer. The outer transformer selectively utilizes the activations of the inner transformer from the previous time steps for generating a coherent paragraph. Specifically, we take advantage of HAM to select only the most relevant hidden states of all previous events stored in event memory with respect to the current one. The outer transformer process is formulated below:

$$M_t^l = [M_{t-1}^l; \bar{H}_t^l] \quad (8a)$$

$$Z_t^l = \text{HAM}(M_{t-1}^l, \bar{H}_t^l) \quad (8b)$$

$$H_t^l = \text{MLP}(g_\gamma([\bar{H}_t^l; Z_t^l])) + \bar{H}_t^l \quad (8c)$$

For the t^{th} event, an intermediate hidden states \bar{H}_t^l is stacked to the event memory $M_t^l \in \mathbb{R}^{t \times (L+N) \times d_{\text{emb}}}$, where $M_0^l = \emptyset$ as in Eq. 8a. Eq. 8b computes the context Z_t^l from the previous states of the event memory and the current intermediate hidden states \bar{H}_t^l using HAM. Finally, in Eq. 8c, the context is integrated with the intermediate hidden states \bar{H}_t^l using g_γ , which was introduced in Eq. 6a, and the hidden states are updated via residual connection. After the last layer, video token positions in H_t^N are ignored, and only the text token positions are fed to a feed-forward layer followed by softmax to predict a caption for the t^{th} event.

Hybrid Attention Mechanism (HAM)

HAM inherits the merits of both hard attention (Patro and Namboodiri 2018) and the self-attention (Vaswani, Shazeer et al. 2017) to select a rational number of representative features out of a set of input features and to extract mutual relationships among the sub-set of selected features, respectively, and fuse them into a unified representation.

Denote $\mathcal{F}_{\text{in}} \in \mathbb{R}^{N_{\text{in}} \times d_{\text{in}}}$ and $f_{\text{ref}} \in \mathbb{R}^{d_{\text{in}}}$ as a set of input features and a reference feature, respectively, where N_{in} is the total number of input features and d_{in} is the embedding dimension of input and reference features. HAM takes \mathcal{F}_{in} and f_{ref} as inputs and compute the most relevant feature f_{out} as its output. Fig. 4 visualizes the workflow of HAM, which is formulated as follows:

$$\mathcal{H}_{\text{in}} = \mathcal{F}_{\text{in}} \oplus f_{\text{ref}} \quad (9a)$$

$$\mathcal{C} = \text{softmax}(\|\mathcal{H}_{\text{in}}\|_2) \quad (9b)$$

$$\mathcal{M} = \mathcal{C} > \frac{1}{N_{\text{in}}} \quad (9c)$$

$$f_{\text{out}} = g_\gamma(\mathcal{F}_{\text{in}} \odot \mathcal{M}) \quad (9d)$$

where Eq. 9a broadcasts the reference feature f_{ref} into every input feature of \mathcal{F}_{in} by element-wise addition to form a set of hidden features \mathcal{H}_{in} . Then Eq. 9b computes L_2 -norm value of each hidden feature in \mathcal{H}_{in} , and re-scales all values to be summed up to 1.0 using softmax, this makes a corresponding value of each input feature represent its likelihood to be a representative feature of the entire input features set. Afterward, Eq. 9c defines an adaptive threshold that creates a mask \mathcal{M} to filter out features that are predicted to be non-representative. Finally, Eq. 9d uses self-attention to extract

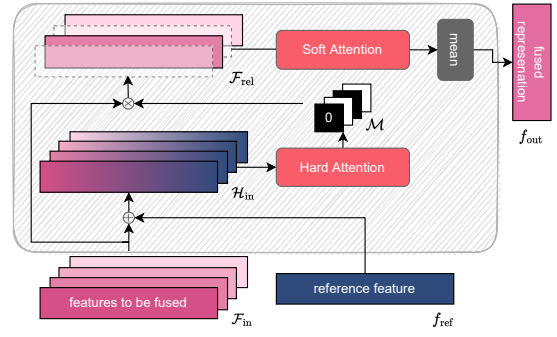


Figure 4: Illustration of HAM. HAM is capable of selecting and representing an arbitrary number of representative features from the input features \mathcal{F}_{in} with a guidance from reference feature f_{ref} .

mutual relationships among selected input features and average them into a single representation feature $f_{\text{out}} \in \mathbb{R}^{d_{\text{in}}}$ of the entire input features set.

Visual-Linguistic (VL) contrastive Loss

Typically, the existing VPC methods exploit the MLE loss to train their models. The MLE loss serves the objective of increasing the likelihood of predicted captions to be matched with the groundtruths. However, it is unable to address the question of how well the learnt event embedding features represent the groundtruth captions. To this end, we leverage the recent advantages of contrastive learning (Wu, Xiong et al. 2018; Chen, Kornblith et al. 2020) and propose \mathcal{L}_{con} to pull all snippets of the same event and push snippets of different events. Our VL Loss consists of two terms corresponding to captioning loss (\mathcal{L}_{cap}) and a contrastive contextual loss (\mathcal{L}_{con}). While \mathcal{L}_{cap} aims to decode captions that match with groundtruths, \mathcal{L}_{con} guarantees the learnt latent features are close to the semantic information encoded in the groundtruth captions.

Captioning Loss \mathcal{L}_{cap} : Kullback–Leibler (KL) divergence is commonly utilized to minimize the divergence between empirical distribution $p(\mathbf{s}|\mathcal{V}_e)$ and predicted distribution $p_\theta(\mathbf{s}|\mathcal{V}_e)$ for a video segment \mathcal{V}_e . However, this objective easily makes the captioning model overfit high-frequency tokens and phrases, which results in phrases repetitive phrases. In order to enhance the smoothness of the predicted sentence, a regularization term τ is introduced to the training objective with hyper-parameter λ as:

$$\theta^* = \underset{\theta}{\operatorname{argmin}} \mathbb{E}_{\mathbf{s} \sim p(\mathbf{s})} \left[\log \left(\frac{p(\mathbf{s})}{p_\theta(\mathbf{s})} \right) + \lambda \tau(\mathbf{s}) \right] \quad (10)$$

The second term τ imposes a token-level high-frequency penalties as (Song, Chen, and Jin 2021). Based on the observation that the model tends to generate words that have been generated before, we penalize the previously appeared words in the regularization term:

$$\tau(\mathbf{s}) = -\frac{1}{N} \sum_{i=1}^N \sum_{c \in \{s_{<i}\}} \log(1 - p_\theta(c|s_{<i}, \mathcal{E})) \quad (11)$$

Table 1: Performance comparison of VLTinT with other SOTA models on ActivityNet Captions *ae-val*. † denotes results by us.

Methods	Venue	Input	B4 ↑	M ↑	C ↑	R ↑	Div2 ↑	R4 ↓
Vanilla Trans. (Zhou, Zhou et al. 2018)	CVPR	Res200/Flow	9.75	15.64	22.16	28.90†	77.40†	7.79
AdvInf (Park, Rohrbach et al. 2019)	CVPR	C3D/Object	10.04	16.60	20.97	–	–	5.76
GVD (Zhou, Kalantidis et al. 2019)	CVPR	Res200/Flow/Object	11.04	15.71	21.95	–	–	8.76
Trans.-XL (Dai, Yang et al. 2019)	ACL	Res200/Flow	10.39	15.09	21.67	30.18†	75.96†	8.54
Trans.-XLRG (Lei, Wang et al. 2020)	ACL	Res200/Flow	10.17	14.77	20.40	–	–	8.85
MART (Lei, Wang et al. 2020)	ACL	Res200/Flow	10.33	15.68	23.42	30.32†	75.71†	5.18
PDVC (Wang, Zhang et al. 2021)	ICCV	C3D/Flow	11.80	15.93	27.27	–	–	–
VLTinT (ours)	–	C3D/Ling	14.93	18.16	33.07	36.86	77.72	4.87

Table 2: Performance comparison of VLTinT with other SOTA models on ActivityNet Captions *ae-test*. † denotes results by us.

Methods	Venue	Input	B4 ↑	M ↑	C ↑	R ↑	Div2 ↑	R4 ↓
Vanilla Trans. (Zhou, Zhou et al. 2018)	CVPR	Res200/Flow	9.31	15.54	21.33	28.98†	77.29†	7.45
Trans.-XL (Dai, Yang et al. 2019)	ACL	Res200/Flow	10.25	14.91	21.71	30.25†	76.17†	8.79
Trans.-XLRG (Lei, Wang et al. 2020)	ACL	Res200/Flow	10.07	14.58	20.34	–	–	9.37
MART (Lei, Wang et al. 2020)	ACL	Res200/Flow	9.78	15.57	22.16	30.85†	75.69†	5.44
MART ^{COOT} (Ging, Zolfaghari et al. 2020)	NIPS	COOT	10.85	15.99	28.19	–	–	6.64
Memory Trans. (Song, Chen, and Jin 2021)	CVPR	I3D	11.74	15.64	26.55	–	83.95	2.75
VLTinT (ours)	–	C3D/Ling	14.50	17.97	31.13	36.56	77.72	4.75

where c is the candidate word at n to be penalized. Our $\mathcal{L}_{cap.}$ is defined as follows:

$$\mathcal{L}_{cap.} = -\frac{1}{N} \sum_{i=1}^N (\log p_{\theta}(s_i | s_{<i}, \mathcal{V}_e)) + \lambda \tau(\mathbf{s}) \quad (12)$$

where θ is the model parameters, $s_{1:N}$ is the target ground truth sequence.

Contrastive Contextual Loss $\mathcal{L}_{con.}$: We propose $\mathcal{L}_{con.}$ to optimize the latent feature of the input event to be highly correlated with its groundtruth description. This loss function implicitly encourages our VLTinT to learn better representations of the events and enhance its overall performance without extra computational cost.

Specifically, $\mathcal{L}_{con.}$ processes the entire mini-batch of training examples $\mathcal{B} = \{(\mathcal{V}_b, \mathbf{s}_b)\}_{b=1}^{|\mathcal{B}|}$, where \mathcal{V}_b is a set of snippets within the same event and \mathbf{s}_b is its corresponding groundtruth description sentence. On the one hand, video snippets in \mathcal{V}_b are processed through our proposed VLTinT to obtain the event embeddings, which corresponds to the video token position $\mathcal{F}_b^N \in \mathbb{R}^{L \times d_{emb}}$ of the final hidden state H_b^N . On the other hand, we process each groundtruth caption sentence \mathbf{s}_b through the transformer g_{ϕ} of CLIP (Radford, Kim et al. 2021) to obtain a representation feature $f_b^T \in \mathbb{R}^{d_{emb}}$. Then, $\mathcal{L}_{con.}$ processes \mathcal{F}_b^N and f_b^T as follows:

$$\mathcal{L}_{con.} = -\sum_{b_1=1}^{|\mathcal{B}|} \sum_{b_2=1}^{|\mathcal{B}|} [\mathbb{1}_{b_1=b_2} \log(e^{\rho}(f_{b_1}^N \cdot f_{b_2}^T)) + (1 - \mathbb{1}_{b_1=b_2})(1 - \log(e^{\rho}(f_{b_1}^N \cdot f_{b_2}^T)))] \quad (13a)$$

where $f_b^N = \text{mean}(\mathcal{F}_b^N)$. $\mathbb{1}_{b_1=b_2}$ returns 1 when samples come from the same event, i.e., $b_1 = b_2$ and 0 when samples

come from the different events i.e., $b_1 \neq b_2$. ρ is a learnable temperature parameter initialized as $\log(1/0.07)$, to prevent scaling of the dot product values and stabilize the training. Finally, our proposed VL contrastive loss \mathcal{L}_{VL} is defined as:

$$\mathcal{L}_{VL} = \mathcal{L}_{cap.} + \mathcal{L}_{con.} \quad (14)$$

Experiments

Datasets and Metrics

We benchmark VLTinT on two popular datasets ActivityNet Captions (Krishna, Hata et al. 2017) and YouCookII (Zhou, Xu, and Corso 2018). ActivityNet Captions consists of 10,009 training and 4,917 validation videos. On average, there are 3.65 event segments for each video. We follow the previous works (Lei, Wang et al. 2020) to split the original validation set into two subsets: *ae-val* with 2,460 videos for validation and *ae-test* with 2,457 videos for test. YouCookII contains 1,333 training and 457 validation videos. On average, there are 7.7 event segments for each video. We report our results on the validation sets.

We evaluate the performance on four standard metrics, i.e., BLEU@4 (B@4) (Papineni, Roukos et al. 2002), METEOR (M) (Denkowski and Lavie 2014), CIDEr (C) (Vedantam, Zitnick, and Parikh 2015), ROUGE (R) (Lin 2004). Whereas to benchmark the diversity of generated captions, we use two diversity metrics, including 2-gram diversity (Div@2) (Shetty, Rohrbach et al. 2017) and 4-gram repetition (R@4) (Xiong, Dai, and Lin 2018).

Implementation Details

To extract visual features of the environment, we use C3D (Ji, Xu et al. 2010) pre-trained on Kinetics-400 (Kay, Carreira et al. 2017) as the backbone network. The agent visual feature

Table 3: Performance comparison of VLTinT with other SOTA models on YouCookII validation set.

Methods	Venue	Input	B@4 ↑	M ↑	C ↑	R ↑	R@4 ↓
Vanilla Trans.(Zhou, Zhou et al. 2018)	CVPR	Res200/Flow	4.38	11.55	38.00	–	–
MART (Lei, Wang et al. 2020)	ACL	Res200/Flow	8.00	15.90	35.74	–	<u>4.39</u>
MART ^{COOT} (Ging, Zolfaghari et al. 2020)	NIPS	COOT	9.44	18.17	<u>46.06</u>	–	6.30
VLTinT (ours)	–	C3D/Ling	<u>9.40</u>	<u>17.94</u>	48.70	34.55	4.29

Table 4: Ablation study on the contribution of each modality in VL Encoder on ActivityNet Captions dataset. Env., Agt., and Ling. denote the global visual environment, local visual main agents, and linguistic relevant scene elements, respectively.

Env.	Agt.	Ling.	<i>at-test</i> split						<i>ae-val</i> split					
			B@4 ↑	M ↑	C ↑	R ↑	Div@2 ↑	R@4 ↓	B@4 ↑	M ↑	C ↑	R ↑	Div@2 ↑	R@4 ↓
✓	×	×	13.62	17.41	29.09	35.96	76.14	5.97	14.02	17.58	30.31	36.20	76.11	6.08
×	✓	×	11.83	16.22	21.39	33.97	<u>79.20</u>	4.16	12.13	16.57	24.98	34.36	<u>79.18</u>	4.24
×	×	✓	13.38	17.69	30.30	35.63	80.50	3.32	14.00	17.88	31.64	35.95	80.44	3.22
✓	✓	×	13.77	17.52	30.05	35.93	77.78	4.69	14.12	17.78	31.15	36.12	78.02	4.56
✓	×	✓	14.53	<u>17.79</u>	<u>30.83</u>	36.67	76.47	5.60	<u>14.84</u>	<u>17.97</u>	<u>31.86</u>	<u>36.80</u>	76.41	5.67
✓	✓	✓	<u>14.50</u>	17.97	31.13	<u>36.56</u>	77.72	4.75	14.93	18.16	33.07	36.86	77.72	4.87

is extracted by Faster-RCNN (Ren, He et al. 2015) that is pre-trained on the COCO dataset (Lin, Maire et al. 2014). To extract the linguistic scene element features, we employ CLIP (Radford, Kim et al. 2021) ViT-B/16 model made publically available by OpenAI. We set the hidden size to 768, the number of transformer layers to 3, and the number of attention heads to 12. Adam optimizer was used to train VLTinT with an initial learning rate of $1e-4$, $\beta_1 = 0.9$, $\beta_2 = 0.999$, L_2 weight decay of 0.01, and learning rate warmup over the first 5 epochs. During the training, we use the label smoothing with a value of 0.1 and $\lambda = 0.1$. We ran the experiment on a single NVIDIA RTX 3090 (24GB) GPU.

Qualitative Analysis

Fig.5 shows comparison between VLTinT and Vanilla Transformer (VTrans) (Zhou, Zhou et al. 2018) and MART (Lei, Wang et al. 2020). Overall, VLTinT can generate more descriptive captions with fine-grained details. In particular, we noticed that VTrans and MART are prone to use high-frequency words for their caption, while VLTinT can use expressive but less frequently appearing words, e.g., "A man" vs. "An athletic man" in the example. We attribute this improvement to our VL Encoder, which incorporates relative scene elements. We further observe a caption repetitiveness problem in VTrans and MART, which is handled our proposed TinT Decoder. Notably, with the same action (i.e., run down the track and jump into a sand pit), our VLTinT can tell when the action starts (i.e., begin) and happens (i.e., then). This is thank to the rich spatial information of VL Encoder and strong temporal coherency of TinT Decoder.

Quantitative Analysis

We benchmark and compare VLTinT with the prior SOTA VPC works on both ActivityNet Captions *ae-val*, *ae-test*, and YouCookII as in Tables. 1, 2 and 3, respectively. In those tables, we highlight the **best** and the second-best scores corresponding each metric. Compared to the SOTA approaches

Table 5: Performance comparison between two cases trained on TinT network without visual feature: (i) scene elements extracted by Mask R-CNN (M RCNN) (ii) scene elements extracted by CLIP.

	B@4 ↑	M ↑	C ↑	R ↑	R@4 ↓
M RCNN	1.35	9.09	12.29	23.06	18.52
CLIP	13.38	17.69	30.30	35.63	3.32



VTrans: A man runs down a track and jumps into a sand pit. The man runs down the track and jumps into a sand pit. The man runs over a bar and lands in the sand.
MART: A man is running down a track and jumping into a sand pit. He jumps over a bar and lands in the sand.
VLTinT: An athletic man is seen standing ready and begins running down a track and jumping into a pit. The man then runs down the track and jumps into a sand pit.
GT: An athletic man is seen standing before a track and leads into him running down in a pit of sand. Several more clips are shown of the athletes running down the track and landing into a pit.

Figure 5: Qualitative comparison on ActivityNet Captions *ae-test* split. Red text indicates the captioning mistakes, purple text indicates repetitive patterns, and blue text indicates some distinct expressions.

MART (Lei, Wang et al. 2020), MART w/COOT (Ging, Zolfaghari et al. 2020), and PDVC (Wang, Zhang et al. 2021), our VLTinT outperforms with large margins on both accuracy and diversity metrics on ActivityNet Captions. For example on *ae-val* split, accuracy gains 3.13%/1.56%/5.80%/6.54% on B@4/M/C/R metrics whereas diversity increases 0.32% on Div@2 and reduces 0.32% on R@4 compared to the second-best performance. On *ae-test* split, accuracy gains 3.65%/1.98%/2.94%/5.71% on B@4/M/C/R metrics whereas diversity increases 0.43% on Div@2 and reduces 0.67% on R@4 compared to the second-best performance. On

Table 6: Comparison between RNN and Transformer to model inter-event dependencies in TinT decoder on ActivityNet Captions with C3D (env+agent) is visual feature in the encoder. Linguistic feature (Ling.) is considered as an option.

		use of ling.	inter-event modeling	B@4↑	M↑	C↑	R↑
ae-val	×		RNN	11.68	16.79	25.86	33.97
			Trans.	14.12	17.78	31.15	36.12
	✓		RNN	13.75	17.63	28.01	36.21
			Trans.	14.93	18.16	33.07	36.86
ae-test	×		RNN	11.10	15.72	27.67	31.75
			Trans.	13.77	17.52	30.05	35.93
	✓		RNN	13.45	17.42	29.68	36.09
			Trans.	14.50	17.97	31.13	36.56

YouCookII, our performance is the best on C, R, and R@4 metrics with considerable gaps while it achieves compatible performance on B@4 and M metrics.

Ablation Studies

- **Contribution of each modality in VL Encoder:** We examine VLTinT on ActivityNet Captions with different modality settings as given in Table 4. The first three rows show the performance on each individual modality whereas the last three rows show the performance on different combinations. Even though the best performance on overall is obtained by combining all three modalities of both vision (environment and agent) and language (scene elements), the performance on only linguistic feature is promising with notable performance, especially on diversity metrics. This should be included in our future investigation.

- **Effectiveness of linguistic relevant scene elements:** We compare the performance of VLTinT with two cases given in Table 5: (i) scene elements extracted by Mask-RCNN trained on COCO with 80 classes (He, Gkioxari et al. 2017) and (ii) scene elements extracted by CLIP. The ablation study shows the effectiveness of the scene elements feature extracted by CLIP over Mask-RCNN. While scene elements consist of human/non-human (e.g., animals, vehicles) and visual/non-visual (e.g., relations, activities) elements, Mask R-CNN can only cover a small portion of them because it was trained on a small number of visual objects/classes, resulting in poor diversity and lower performance on scene understanding compared to CLIP.

- **Robustness of TinT Decoder:** We examine the TinT Decoder with two settings of inter-event modeling, i.e., RNN-based similar to (Lei, Wang et al. 2020) and transformer-based (ours). The decoder is also considered with two encoder feature settings, i.e., with and without linguistic features whereas C3D (env+agent) is used as visual features. The result is shown in Table 6. Here we observe the substantial performance gain by modeling inter-event relationships by our autoregressive outer transformer.

- **Effectiveness of VL Loss \mathcal{L}_{VL} :** The effectiveness of VL Loss is examined by replacing \mathcal{L}_{VL} with MLE loss, which

Table 7: Effectiveness of \mathcal{L}_{VL} compared to the standard MLE loss on ActivityNet Captions *ae-test*.

Loss	B@4↑	M↑	C↑	R↑
MLE	13.80	17.72	30.59	36.11
\mathcal{L}_{VL} (ours)	14.50	17.97	31.13	36.56

Table 8: Computational cost vs. accuracy between VLTinT with different settings and SOTA VPC models.

	Models	Computational cost			Accuracy	
		Params.↓	Comp. ↓	Inf.↓	M↑	C↑
	MART	36.25	6.32	0.025	15.57	22.16
	Mem Trans	29.69	256.44	0.706	16.10	27.36
VLTinT	env	36.01	17.69	0.028	17.41	29.09
	env/agent	40.37	22.70	0.032	17.52	30.05
	env/agent/lang	43.40	40.37	0.038	17.97	31.13

is a common loss in VPC. The performance of VLTinT on ActivityNet Captions *ae-test* with two loss functions are reported in Table 7.

- **Computational Complexity:** We compare computational complexity vs. accuracy of our VLTinT with SOTA VPC models on the ActivityNet *ae-test* split. We report trainable params (millions), computation (GFLOPs), average inference time (seconds) over 100 random videos, and accuracy metrics in Table 8. In this comparison, we investigate our VLTinT with different settings. Compared to SOTA, our model with only env. has compatible params and inference time with better performance, whereas our model with env. & agent. & lang. gain big margins on accuracy while the complexities remain plausible.

More qualitative results and ablation studies will be reported in the supplementary.

Conclusion

In this work, we have presented VLTinT, a novel model for video paragraph captioning (VPC). The proposed network consists of VL Encoder and TinT Decoder. In VL Encoder, the video feature is extracted by three modalities, i.e., global visual environment, local visual main agents, and linguistic relevant scene elements; and they are fused through M2RF. In TinT Decoder, the intra-event coherency is modeled by the unified inner transformer and inter-event coherency is modeled by the autoregressive outer transformer. Our proposed VLTinT is designed as an end-to-end framework and trained by our proposed VL contrastive loss \mathcal{L}_{VL} . Comprehensive experiments and extensive ablation studies on ActivityNet Captions and YouCookII datasets have demonstrated the effectiveness of VLTinT, which outperforms the existing SOTA approaches on both accuracy (B@4, M, C, R) and diversity (Div@2, R@4) metrics.

Future investigations might include further examining linguistic feature in video understanding and exploring the VL Encoder in other video analysis problems such as event proposal generation to extend VPC to end-to-end DVC using shared feature.

References

- Chen, T.; Kornblith, S.; et al. 2020. A simple framework for contrastive learning of visual representations. In *ICML*, 1597–1607.
- Chen, Y.; Li, L.; et al. 2020. UNITER: UNiversal Image-TEXT Representation Learning. In *ECCV*, volume 12375, 104–120.
- Chung, J.; Gulcehre, C.; et al. 2014. Empirical evaluation of gated recurrent neural networks on sequence modeling. *NIPS*.
- Dai, Z.; Yang, Z.; et al. 2019. Transformer-XL: Attentive Language Models beyond a Fixed-Length Context. In *ACL*, 2978–2988.
- Deng, C.; Chen, S.; et al. 2021. Sketch, Ground, and Refine: Top-Down Dense Video Captioning. In *CVPR*, 234–243.
- Denkowski, M.; and Lavie, A. 2014. Meteor Universal: Language Specific Translation Evaluation for Any Target Language. In *Workshop on Statistical Machine Translation*, 376–380.
- Dosovitskiy, A.; Beyer, L.; et al. 2021. An Image is Worth 16x16 Words: Transformers for Image Recognition at Scale. In *ICLR*.
- Ging, S.; Zolfaghari, M.; et al. 2020. COOT: Cooperative Hierarchical Transformer for Video-Text Representation Learning. In *NIPS*.
- Han, K.; Xiao, A.; et al. 2021. Transformer in Transformer. In *NIPS*, volume 34, 15908–15919.
- He, K.; Gkioxari, G.; et al. 2017. Mask r-cnn. In *Proceedings of the IEEE international conference on computer vision*, 2961–2969.
- Iashin, V.; and Rahtu, E. 2020. Multi-modal dense video captioning. In *CVPRW*, 958–959.
- Ji, S.; Xu, W.; et al. 2010. 3D Convolutional Neural Networks for Human Action Recognition. In *ICML*, 495–502.
- Kay, W.; Carreira, J.; et al. 2017. The kinetics human action video dataset. *ArXiv preprint*, abs/1705.06950.
- Krishna, R.; Hata, K.; et al. 2017. Dense-Captioning Events in Videos. In *ICCV*, 706–715.
- Lei, J.; Wang, L.; et al. 2020. MART: Memory-Augmented Recurrent Transformer for Coherent Video Paragraph Captioning. In *ACL*, 2603–2614.
- Li, Y.; Yao, T.; et al. 2018. Jointly Localizing and Describing Events for Dense Video Captioning. In *CVPR*, 7492–7500.
- Lin, C.-Y. 2004. ROUGE: A Package for Automatic Evaluation of Summaries. In *Text Summarization Branches Out*, 74–81.
- Lin, T.-Y.; Maire, M.; et al. 2014. Microsoft COCO: Common Objects in Context. In *ECCV*.
- Lupyan, G.; Abdel Rahman, R.; et al. 2020. Effects of Language on Visual Perception. *Trends Cogn Sci*, 24(11): 930–944.
- Mun, J.; Yang, L.; et al. 2019. Streamlined Dense Video Captioning. In *CVPR*, 6588–6597.
- Papineni, K.; Roukos, S.; et al. 2002. Bleu: a Method for Automatic Evaluation of Machine Translation. In *ACL*, 311–318.
- Park, J. S.; Rohrbach, M.; et al. 2019. Adversarial Inference for Multi-Sentence Video Description. In *CVPR*, 6598–6608.
- Pascanu, R.; Mikolov, T.; and Bengio, Y. 2013. On the difficulty of training recurrent neural networks. In *ICML*, volume 28, 1310–1318.
- Pasunuru, R.; and Bansal, M. 2017. Multi-Task Video Captioning with Video and Entailment Generation. In *ACL*, 1273–1283.
- Patashnik, O.; Wu, Z.; et al. 2021. StyleCLIP: Text-Driven Manipulation of StyleGAN Imagery. In *ICCV*, 2065–2074.
- Patro, B. N.; and Nambodiri, V. P. 2018. Differential Attention for Visual Question Answering. In *CVPR*, 7680–7688.
- Radford, A.; Kim, J. W.; et al. 2021. Learning Transferable Visual Models From Natural Language Supervision. In *ICML*, volume 139, 8748–8763.
- Rahman, T.; Xu, B.; and Sigal, L. 2019. Watch, Listen and Tell: Multi-Modal Weakly Supervised Dense Event Captioning. In *ICCV*.
- Ren, S.; He, K.; et al. 2015. Faster R-CNN: Towards Real-Time Object Detection with Region Proposal Networks. In *NIPS*, 91–99.
- Shetty, R.; Rohrbach, M.; et al. 2017. Speaking the Same Language: Matching Machine to Human Captions by Adversarial Training. In *CVPR*, 4155–4164.
- Shi, B.; Ji, L.; et al. 2019. Dense Procedure Captioning in Narrated Instructional Videos. In *ACL*, 6382–6391.
- Song, Y.; Chen, S.; and Jin, Q. 2021. Towards Diverse Paragraph Captioning for Untrimmed Videos. In *CVPR*, 11245–11254.
- Vaswani, A.; Shazeer, N.; et al. 2017. Attention is All you Need. In *NIPS*, 5998–6008.
- Vedantam, R.; Zitnick, C. L.; and Parikh, D. 2015. CIDER: Consensus-based image description evaluation. In *CVPR*, 4566–4575.
- Vo, K.; Joo, H.; et al. 2021. AEI: Actors-Environment Interaction with Adaptive Attention for Temporal Action Proposals Generation. *BMVC*.
- Vo, K.; Le, N.; et al. 2021. Agent-Environment Network for Temporal Action Proposal Generation. In *ICASSP*, 2160–2164.
- Vo, K.; Yamazaki, K.; et al. 2021. ABN: Agent-Aware Boundary Networks for Temporal Action Proposal Generation. *IEEE Access*, 9: 126431–126445.
- Wang, T.; Zhang, R.; et al. 2021. End-to-End Dense Video Captioning with Parallel Decoding. In *ICCV*, 6827–6837.
- Wang, T.; Zheng, H.; et al. 2020. Event-centric hierarchical representation for dense video captioning. *IEEE Trans Circuits Syst Video Technol*, 31(5): 1890–1900.
- Wang, X.; Wu, J.; et al. 2019. VaTeX: A Large-Scale, High-Quality Multilingual Dataset for Video-and-Language. In *ICCV*, 4580–4590.
- Wu, Z.; Xiong, Y.; et al. 2018. Unsupervised feature learning via non-parametric instance discrimination. In *CVPR*, 3733–3742.
- Xiong, Y.; Dai, B.; and Lin, D. 2018. Move Forward and Tell: A Progressive Generator of Video Descriptions. In *ECCV*, volume 11215, 489–505.
- Yang, B.; and Zou, Y. 2021. CLIP Meets Video Captioners: Attribute-Aware Representation Learning Promotes Accurate Captioning. *ArXiv preprint*, abs/2111.15162.
- Zhang, Z.; Zhang, H.; et al. 2022. Nested hierarchical transformer: Towards accurate, data-efficient and interpretable visual understanding. In *AAAI*, volume 36, 3417–3425.
- Zhou, L.; Kalantidis, Y.; et al. 2019. Grounded Video Description. In *CVPR*, 6578–6587.
- Zhou, L.; Xu, C.; and Corso, J. J. 2018. Towards Automatic Learning of Procedures From Web Instructional Videos. In *AAAI*, 7590–7598.
- Zhou, L.; Zhou, Y.; et al. 2018. End-to-End Dense Video Captioning With Masked Transformer. In *CVPR*, 8739–8748.