

FaiREE: Fair Classification with Finite-Sample and Distribution-Free Guarantee

Puheng Li*

James Zou[†]

Linjun Zhang^{‡ §}

Abstract

Algorithmic fairness plays an increasingly critical role in machine learning research. Several group fairness notions and algorithms have been proposed. However, the fairness guarantee of existing fair classification methods mainly depends on specific data distributional assumptions, often requiring large sample sizes, and fairness could be violated when there is a modest number of samples, which is often the case in practice. In this paper, we propose FaiREE, a fair classification algorithm that can satisfy group fairness constraints with finite-sample and distribution-free theoretical guarantees. FaiREE can be adapted to satisfy various group fairness notions (e.g., Equality of Opportunity, Equalized Odds, Demographic Parity, etc.) and achieve the optimal accuracy. These theoretical guarantees are further supported by experiments on both synthetic and real data. FaiREE is shown to have favorable performance over state-of-the-art algorithms.

1 Introduction

As machine learning algorithms have been increasingly used in consequential domains such as college admission [10], loan application [34], and disease diagnosis [17], there are emerging concerns about the algorithmic fairness in recent years. When standard machine learning algorithms are directly applied to the biased data provided by humans, the outputs are sometimes found to be biased towards certain sensitive attribute that we want to protect (race, gender, etc). To quantify the fairness in machine learning algorithms, many fairness notions have been proposed, including the individual fairness notion [5], group fairness notions such as Demographic Parity, Equality of Opportunity, Predictive Parity, and Equalized Odds [15, 24, 20, 46], and multi-group fairness notions including multi-calibration [25] and multi-accuracy [29]. Based on these fairness notions or constraints, corresponding algorithms were designed to help satisfy the fairness

*Peking University. Email: lphleo@pku.edu.cn.

[†]Stanford University. Email: jamesz@stanford.edu.

[‡]Rutgers University. Email: linjun.zhang@rutgers.edu.

[§]Corresponding author.

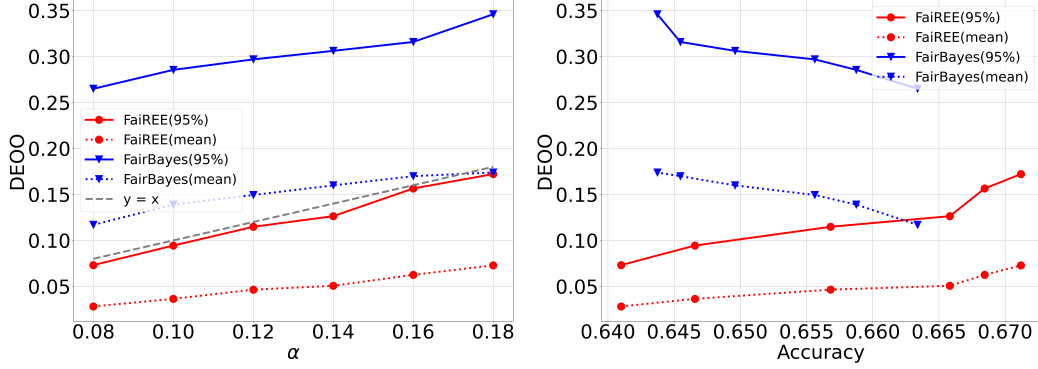


Figure 1: Comparison of FairBayes and FaiREE on the synthetic data with sample size = 1000. See Table 2 for detailed numerical results. Left: $DEOO$ v.s. α , Right: $DEOO$ v.s. Test accuracy. Here, $DEOO$ is the degree of violation to fairness constraint Equality of Opportunity and α is the pre-specified desired level to upper bound $DEOO$ for both methods. See Eq. (1) in Section 2 for a more detailed definition.

constraints [24, 38, 51, 30, 45, 11, 53, 43].

Among these fairness algorithms, post-processing is a popular type of algorithm which modifies the output of the model to satisfy fairness constraints. However, recent post-processing algorithms are found to lack the ability to realize accuracy–fairness trade-off and perform poorly when the sample size is limited [24, 38]. In addition, since most fairness constraints are non-convex, some papers propose convex relaxation-based methods [51, 30]. This type of algorithms generally do not have the theoretical guarantee of how the output satisfies the exact original fairness constraint. Another line of research considers recalibrating the Bayes classifier by a group-dependent threshold [45, 11, 53]. However, their results require either some distributional assumptions or infinite sample size, which is hard to verify/satisfy in practice.

In this paper, we propose a post-processing algorithm FaiREE that provably achieves group fairness guarantees with only finite-sample and free of distributional assumptions (this property is also called “distribution-free” in the literature [36, 12, 23]). To the best of our knowledge, this is the first algorithm in fair classification with a finite-sample and distribution-free guarantee. A brief pipeline of FaiREE is to first score the dataset with the given classifier, and select a candidate set based on these scores which can fit the fairness constraint with a theoretical guarantee. As there are possibly multiple classifiers that can satisfy this constraint, we further develop a distribution-free estimate of the test mis-classification error, resulting in an algorithm that produces the optimal mis-classification error given the fairness constraints. As a motivating example, Figure 1 shows that applying state-of-the-art FairBayes method in [53] on a dataset with 1000 samples results in substantial fairness violation on the test data and incorrect behavior of fairness-accuracy trade-off due to lack of fairness generalization. Our proposed FaiREE improved

fairness generalization in these finite sample settings.

Additional Related Works. The fairness algorithms in the literature can be roughly categorized into three types: 1). Pre-processing algorithms that learn a fair representation to improve fairness [52, 32, 33, 1, 7, 22, 35, 28] 2). In-processing algorithms that optimize during training time [6, 49, 51, 50, 2, 41, 54, 8] 3). Post-processing algorithms that try to modify the output of the original method to fit fairness constraints [27, 18, 24, 19, 38, 13, 37, 25, 29, 14].

The design of post-processing algorithms with distribution-free and finite-sample guarantees gains much attention recently due to its flexibility in practice [42, 40], as it can be applied to any given algorithm (eg. a black-box neural network), and achieve desired theoretical guarantee with almost no assumption. One of the research areas that satisfies this property is conformal prediction [42, 31, 40] whose aim is to construct prediction intervals that cover a future response with high probability. In this paper, we extend this line of research beyond prediction intervals, by designing classification algorithms that satisfy certain group fairness with distribution-free and finite-sample guarantees.

Paper Organization. Section 2 provides the definitions and notations we use in the paper. Section 3 provides the general pipeline of FaiREE. In Section 4, we further extend the results to other fairness notions. Finally, Section 5 conducts experiments on both synthetic and real data and compares with several state-of-art algorithms to show that FaiREE has desirable performance¹.

2 Preliminary

In this paper, we consider two types of features in classification: the standard feature $X \in \mathcal{X}$, and the sensitive attribute, which we want the output to be fair on, is denoted as $A \in \mathcal{A} = \{0, 1\}$. For the simplicity of presentation, we consider the binary classification problem with labels in $\mathcal{Y} = \{0, 1\}$. We note that our analysis can be similarly extended to the multi-class and multi-attribute setting. Under the binary classification setting, we use the score-based classifier that outputs a prediction $\hat{Y} = \hat{Y}(x, a) \in \{0, 1\}$ based on a score function $f(x, a) \in [0, 1]$ that depends on X and A :

Definition 2.1. (*Score-based classifier*) A score-based classifier is an indication function $\hat{Y} = \phi(x, a) = \mathbb{1}\{f(x, a) > c\}$ for a measurable score function $f : \mathcal{X} \times \{0, 1\} \rightarrow [0, 1]$ and some threshold $c > 0$.

To address the algorithmic fairness problem, several group fairness notions have been developed in the literature. In the following, we introduce two of the popular notions, Equality of

¹Code is available at <https://github.com/lphLeo/FaiREE>

Opportunity and Equalized Odds. We will discuss other fairness notions in Section A.8 of the Appendix.

Equality of Opportunity requires comparable true positive rates across different protected groups.

Definition 2.2. (*Equality of Opportunity [24]*) A classifier satisfies Equality of Opportunity if it satisfies the same true positive rate among protected groups: $\mathbb{P}_{X|A=1,Y=1}(\hat{Y} = 1) = \mathbb{P}_{X|A=0,Y=1}(\hat{Y} = 1)$.

Equalized Odds is an extension of Equality of Opportunity, requiring both false positive rate and true positive rate are similar across different attributes.

Definition 2.3. (*Equalized Odds [24]*) A classifier satisfies Equalized Odds if it satisfies the following equality: $\mathbb{P}_{X|A=1,Y=1}(\hat{Y} = 1) = \mathbb{P}_{X|A=0,Y=1}(\hat{Y} = 1)$ and $\mathbb{P}_{X|A=1,Y=0}(\hat{Y} = 0) = \mathbb{P}_{X|A=0,Y=0}(\hat{Y} = 0)$.

Sometimes it is too strict to require the classifier to satisfy Equality of Opportunity or Equalized Odds exactly, which may sacrifice a lot of accuracy (as a very simple example is $f(x, a) \equiv 1$). In practice, to strike a balance between fairness and accuracy, it makes sense to relax the equality above to an inequality with a small error bound. We use the difference with respect to Equality of Opportunity, denoted by *DEOO*, to measure the disparate impact:

$$DEOO = \mathbb{P}_{X|A=1,Y=1}(\hat{Y} = 1) - \mathbb{P}_{X|A=0,Y=1}(\hat{Y} = 1). \quad (1)$$

For a classifier ϕ , following [53, 9], $|DEOO(\phi)| \leq \alpha$ denotes an α -tolerance fairness constraint that controls the difference between the true positive rates below α .

Similarly, we define the following difference with Equalized Odds. Since Equalized Odds, the difference is a two-dimensional vector:

$$DEO = (\mathbb{P}_{X|A=1,Y=1}(\hat{Y} = 1) - \mathbb{P}_{X|A=0,Y=1}(\hat{Y} = 1), \mathbb{P}_{X|A=1,Y=0}(\hat{Y} = 1) - \mathbb{P}_{X|A=0,Y=0}(\hat{Y} = 1)).$$

For notational simplicity, we use the notation \preceq for the element-wise comparison between vectors, that is, $DEO \preceq (\alpha_1, \alpha_2)$ if and only if $\mathbb{P}_{X|A=1,Y=1}(\hat{Y} = 1) - \mathbb{P}_{X|A=0,Y=1}(\hat{Y} = 1) \leq \alpha_1$ and $\mathbb{P}_{X|A=1,Y=0}(\hat{Y} = 1) - \mathbb{P}_{X|A=0,Y=0}(\hat{Y} = 1) \leq \alpha_2$.

Additional Notation. We denote the proportion of group a by $p_a := \mathbb{P}(A = a)$ for $a \in \{0, 1\}$; the proportion of group $Y = 1$ conditioned on A for $p_{Y,a} := \mathbb{P}(Y = 1 | A = a)$; the proportion of group $Y = 1$ conditioned on A and X for $\eta_a(x) := \mathbb{P}(Y = 1 | A = a, X = x)$. Also, we denote by $\mathbb{P}_X(x)$ and $\mathbb{P}_{X|A=a,Y=y}(x)$ respectively the distribution function of X and the distribution function of X conditioned on A and Y . The standard Bayes-optimal classifier without fairness constraint is defined as $\phi^*(x, a) = \mathbb{1}\{f^*(x, a) > 1/2\}$, where $f^* \in \arg \min_f [\mathbb{P}(Y \neq \mathbb{1}\{f(x, a) > 1/2\})]$. We denote $v_{(k)}$ as the k^{th} ordered value of sequence v

in non-decreasing order. For a set T , we denote $\text{sort}(T)$ as a function that returns T in non-decreasing order. For a number $a \in \mathbb{R}$, we use $\lceil a \rceil$ to denote the ceiling function that maps a to the least integer greater than or equal to a . For a positive integer n , we use $[n]$ to denote the set $\{1, 2, \dots, n\}$.

3 FaiREE: A Finite Sample Based Algorithm

In this section, we propose FaiREE, a general post-processing algorithm that produces a Fair classifier in a finite-sample and distribution-fREE manner, and can be applied to a wide range of group fairness notions. We will illustrate its use in Equality of Opportunity as an example in this section, and discuss more applications in later sections.

3.1 The general pipeline of FaiREE

Suppose we have dataset $S = S^{0,0} \cup S^{0,1} \cup S^{1,0} \cup S^{1,1}$, where $S^{y,a} = \{x_1^{y,a}, \dots, x_{n^{y,a}}^{y,a}\}$ is the set of features associated with label $Y = y \in \{0, 1\}$ and protected attribute $A = a \in \{0, 1\}$. We denote the size of $S^{y,a}$ by $n^{y,a}$. Throughout the paper, we assume that $x_i^{y,a}, i \in \{1, \dots, n^{y,a}\}$ are independently and identically distributed given $Y = y, A = a$. We define $n = n^{0,0} + n^{0,1} + n^{1,0} + n^{1,1}$ to be the total number of samples. Our goal is to post-process any given classifier to make it satisfy certain group fairness constraints.

FaiREE is a post-processing algorithm that can transform any pre-trained classification function score f in order to satisfy fairness constraints. In particular, FaiREE consists of three main steps, *scoring*, *candidate set construction*, and *candidate selection*. See Figure 2 for an illustration. We would like to note that the procedure that first chooses a candidate set of tuning parameters and then selects the best one has been commonly used in machine learning, such as in Seldonian algorithm framework to control safety and fairness [43, 21, 48], the Learn then Test framework for risk control [3], and in high-dimensional statistics [47].

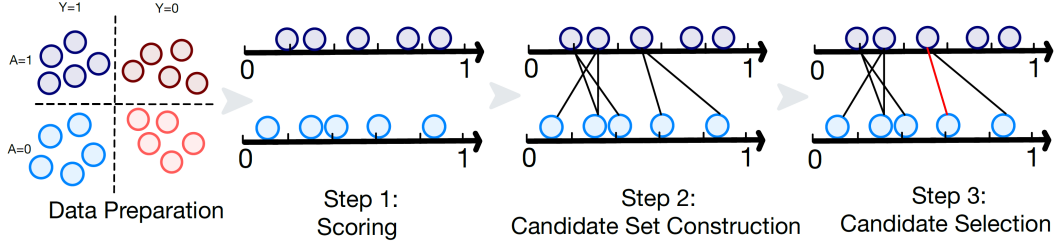


Figure 2: A concrete pipeline of FaiREE for Equality of Opportunity. Edges in Step 2 represent the selected candidate pair and the red edge in Step 3 represents the final optimal candidate selected from all the edges. Each pair represents two different thresholds of a single classifier.

Step 1: Scoring. FaiREE takes input as 1). a given fairness guarantee \mathcal{G} , such as Equality of Opportunity or Equalized Odds; 2). an error bound α , which controls the violation with respect to our given fairness notion; 3). a small tolerance level δ , which makes sure our final classifier satisfies our requirement with probability at least $1 - \delta$; 4). a dataset S .

For *scoring*, we first apply the given classifier f to $S^{y,a}$ and denote the outcome $t_i^{y,a} := f(x_i^{y,a})$ as scores for each sample. These scores are then sorted within each subset in non-decreasing order respectively and obtain $T^{y,a} = \{t_{(1)}^{y,a}, \dots, t_{(n^{y,a})}^{y,a}\}$.

Step 2: Candidate Set Construction. We first present a key observation for this step, which holds for many group fairness notions such as Equality of Opportunity, Equalized Odds (see details of more fairness notions in Section 3.2):

Any classifier can fit the fairness constraint with high probability by setting the decision threshold appropriately, regardless of the data distribution.

The insight of this observation comes from recent literature on post-processing algorithms and Neyman-Pearson classification algorithm [19, 13, 45, 37, 44, 11]. Under Equality of Opportunity, this observation is formalized in Proposition 3.1. We also establish similar results under other fairness notions beyond Equality of Opportunity in Section 3.2. From this observation we can build an algorithm to calculate the probability that a classifier f with a certain threshold will satisfy the fairness constraint: $\text{Diff}_{\mathcal{G}}(f) \leq \alpha$, where $\text{Diff}_{\mathcal{G}}(f)$ is a generic notation to denote the violation rate of f under some fairness notion \mathcal{G} . Then we choose the classifiers with the probability $\mathbb{P}(\text{Diff}_{\mathcal{G}}(f) > \alpha) \leq \delta$ as our candidate set C . This candidate set consists of a set of threshold values, with potentially different thresholds for different subpopulations.

Step 3: Candidate Selection. Furthermore, as there might be multiple classifiers that satisfy the given fairness constraints, we aim to choose a classifier with a small mis-classification error. To do this, FaiREE estimates the mis-classification error $\text{err}(f)$ of the classifier f , and chooses the one with the smallest error among the candidate set constructed in the second step.

In the rest part of the section, as an example, we consider Equality of Opportunity as our target group fairness constraint and provide our algorithm in detail.

3.2 Application to Equality of Opportunity

In this section, we apply FaiREE to the fairness notion Equality of Opportunity. The following two subsections explain the steps **Candidate Set Construction** and **Candidate Selection** in detail.

3.2.1 Candidate Set Construction

We first formalize our observation in the following proposition. Using the property of order statistics, the following proposition states that it is sufficient to choose the threshold of the score-based classifier from the sorted scores to control the fairness violation in a distribution-free and finite-sample manner. Here, $k^{1,a}$ is the index from which we select the threshold in $T^{1,a}$.

Proposition 3.1. *Consider $k^{1,a} \in \{1, \dots, n^{1,a}\}$ for $a \in \{0, 1\}$, and the score-based classifier $\phi(x, a) = \mathbb{1}\{f(x, a) > t_{(k^{1,a})}^{1,a}\}$. Let $g_1(k, a) = \mathbb{E}\left[\sum_{j=k}^{n^{1,a}} \binom{n^{1,a}}{j} (Q^{1,1-a} - \alpha)^j (1 - (Q^{1,1-a} - \alpha))^{n^{1,a}-j}\right]$ with $Q^{1,a} \sim \text{Beta}(k, n^{1,a} - k + 1)$, then we have:*

$$\mathbb{P}(|DEOO(\phi)| > \alpha) \leq g_1(k^{1,1}, 1) + g_1(k^{1,0}, 0).$$

Additionally, if $t_{(k^{1,a})}^{1,a}$ is a continuous random variable, the inequality above becomes tight equality.

Here, g_1 is a function constructed using the property of order statistics so that $g_1(k^{1,1}, 1)$ and $g_1(k^{1,0}, 0)$ upper bound $\mathbb{P}(DEOO(\phi) > \alpha)$ and $\mathbb{P}(DEOO(\phi) < -\alpha)$ respectively. We note that g_1 can be efficiently compute using Monte Carlo simulations. In our experiments, we approximate g_1 by randomly sampling from the Beta distribution for 1000 times and achieve satisfactory approximation. This proposition ensures that the $DEOO$ of a given classifier can be controlled with high probability if we choose an appropriate threshold value when post-processing.

Based on the above proposition, we then build our classifiers for an arbitrarily given score function f as below. We define $L(k^{1,0}, k^{1,1}) = g_1(k^{1,1}, 1) + g_1(k^{1,0}, 0)$. Recall that the error tolerance is α , and δ is the tolerance level. Our candidate set is then constructed as $K = \{(k^{1,0}, k^{1,1}) \mid L(k^{1,0}, k^{1,1}) \leq \delta\}$.

Before we proceed to the theoretical guarantee for this candidate set, we introduce a bit more notation. Let us denote the size of the candidate set K by M , and the elements in the set K by $(k_1^{1,0}, k_1^{1,1}), \dots, (k_M^{1,0}, k_M^{1,1})$. Additionally, we let $\hat{\phi}_i(x, a) = \mathbb{1}\{f(x, a) > t_{(k_i^{1,a})}^{1,a}\}$, for $i = 1, \dots, M$.

To ensure that there exists at least one valid classifier (i.e. $M \geq 1$), we should have $\mathbb{E}[(Q^{1,0} - \alpha)^{n^{1,0}}] + \mathbb{E}[(Q^{1,1} - \alpha)^{n^{1,1}}] \leq \delta$, which requires a necessary and sufficient lower bound requirement on the sample size, as formulated in the following proposition:

Theorem 3.2. *If $\min\{n^{1,0}, n^{1,1}\} \geq \lceil \frac{\log \frac{\delta}{2}}{\log(1-\alpha)} \rceil$, for each $i \in \{1, \dots, M\}$ in the candidate set, we have $|DEOO(\hat{\phi}_i)| < \alpha$ with probability $1 - \delta$.*

As there are at most $n^{1,0}n^{1,1}$ elements in the candidate set, the size of K , M , can be as large as $O(n^2)$. To further reduce the computational complexity, in the following part, we provide a method to shrink the candidate set.

Our construction is inspired by the following lemma, which gives the analytical form of the fair Bayes-optimal classifier under the Equality of Opportunity constraint. This Bayes-optimal classifier is defined as $\phi_\alpha^* = \arg \min_{|DEOO(\phi)| \leq \alpha} \mathbb{P}(\phi(x, a) \neq Y)$.

Lemma 3.3 (Adapted from Theorem E.4 in [53]). *The fair Bayes-optimal classifier under Equality of Opportunity can be explicitly written as $\phi_\alpha^*(x, a) = \mathbb{1}\{f^*(x, a) > t_a^*\}$, then $t_1^* = \frac{p_1 p_{Y,1}}{2p_1 p_{Y,1} - (1/t_{(k)}^{1,0} - 2) \cdot p_0 p_{Y,0}}$.*

Note that in practice, the input classifier f can be the classifier trained by a classification algorithm on the training set, which means it is close to f^* . Thus from this observation, we can adopt a new way of building a much smaller candidate set. Note that our original candidate set is defined as : $K = \{(k^{1,0}, k^{1,1}) \mid L(k^{1,0}, k^{1,1}) \leq \delta\} = \{(k_1^{1,0}, k_1^{1,1}), \dots, (k_M^{1,0}, k_M^{1,1})\}$. Now, for every $1 \leq k \leq n^{1,0}$, from Lemma 3.3 we denote $u_1(k) = \arg \min_u |t_{(u)}^{1,1} - \frac{\hat{p}_1 \hat{p}_{Y,1}}{2\hat{p}_1 \hat{p}_{Y,1} - (1/t_{(k)}^{1,0} - 2) \cdot \hat{p}_0 \hat{p}_{Y,0}}|$, where $\hat{p}_a = \frac{n^{1,a} + n^{0,a}}{n^{0,0} + n^{0,1} + n^{1,0} + n^{1,1}}$ and $\hat{p}_{y,a} = \frac{n^{1,a}}{n^{0,a} + n^{1,a}}$. We then build our candidate set as below:

$$K' = \{(k^{1,0}, u_1(k^{1,0})) \mid L(k^{1,0}, u_1(k^{1,0})) \leq \delta\}. \quad (2)$$

This candidate set K' has cardinality at most n . Since our next step, Candidate Selection, has computational complexity that is linear in the size of the candidate set, using the new set K' would help us reduce the computational complexity from $O(n^2)$ to $O(n)$.

3.2.2 Candidate Selection

In this subsection, we explain in detail how we choose the classifier with the smallest mis-classification error from the candidate set constructed in the last step. For a given pair $(k_i^{1,0}, k_i^{1,1})$ in the candidate set of index $(i \in [M])$, we need to know the rank of $t_{(k_i^{1,0})}^{1,0}$ and $t_{(k_i^{1,1})}^{1,1}$ in the sorted set $T^{0,0}$ and $T^{0,1}$ respectively in order to compute the test error where we need to consider both $y = 0$ and 1 . Specifically, we find the $k_i^{0,a}$ such that $t_{(k_i^{0,a})}^{0,a} \leq t_{(k_i^{1,a})}^{1,a} < t_{(k_i^{0,a}+1)}^{0,a}$ for $a \in \{0, 1\}$.

To estimate the test mis-classification error of $\hat{\phi}_i(x, a) = \mathbb{1}\{f(x, a) > t_{(k_i^{1,a})}^{1,a}\}$, we divide the error into four terms by different values of y and a . We then estimate each part using the property of order statistics respectively, and obtain the following proposition:

Proposition 3.4. *Suppose the density functions of f under $A = a, Y = 1$ are continuous. Let $\hat{e}_i = \frac{k_i^{1,0}}{n^{1,0}+1} \frac{n^{1,0}}{n} + \frac{k_i^{1,1}}{n^{1,1}+1} \frac{n^{1,1}}{n} + \frac{n^{0,0} + \frac{1}{2} - k_i^{0,0}}{n^{0,0}+1} \frac{n^{0,0}}{n} + \frac{n^{0,1} + \frac{1}{2} - k_i^{0,1}}{n^{0,1}+1} \frac{n^{0,1}}{n}$, for $i = 1, 2, \dots, M$. Then,*

there exist two constants $c_1, c_2 > 0$ such that $|\mathbb{P}(\hat{\phi}_i(x, a) \neq Y) - \hat{e}_i| \leq c_1 / \min(n^{0,0}, n^{0,1})$ with probability larger than $1 - c_2 \exp(-\min(n^{0,0}, n^{0,1}))$.

The above proposition enables us to efficiently estimate the test error of the M classifiers $\hat{\phi}_i$'s defined above, from which we can choose a classifier with the lowest test error $\hat{\phi}$. The algorithm is summarized in Algorithm 1. In the following, we provide the theory showing that the output

Algorithm 1: FaiREE for Equality of Opportunity

Input: Data $S = S^{0,0} \cup S^{0,1} \cup S^{1,0} \cup S^{1,1}$; the error bound α ; the tolerance level δ ; a

given pre-trained classifier f

- 1 $T^{y,a} = \{f(x_1^{y,a}), \dots, f(x_{n_{y,a}}^{y,a})\}$
 - 2 $\{t_{(1)}^{y,a}, \dots, t_{(n_{y,a})}^{y,a}\} = \text{sort}(T^{y,a})$
 - 3 Define $g_1(k, a)$ as in Proposition 3.1, and let $L(k^{1,0}, k^{1,1}) = g_1(k^{1,1}, 1) + g_1(k^{1,0}, 0)$
 - 4 Build candidate set K' as in Eq. 2, and write $K' = \{(k_1^{1,0}, k_1^{1,1}), \dots, (k_{M'}^{1,0}, k_{M'}^{1,1})\}$
 - 5 Find $k_i^{0,0}, k_i^{0,1} : t_{(k_i^{0,0})}^{0,0} \leq t_{(k_i^{1,0})}^{1,0} < t_{(k_i^{0,0}+1)}^{0,0}, t_{(k_i^{0,1})}^{0,1} \leq t_{(k_i^{1,1})}^{1,1} < t_{(k_i^{0,1}+1)}^{0,1}$
 - 6 $i_* \leftarrow \arg \min_{i \in [M']} \{\hat{e}_i\}$ (\hat{e}_i is defined in Proposition 3.4)
- Output:** $\hat{\phi}(x, a) = \mathbb{1}\{f(x, a) > t_{(k_{i_*}^{1,a})}^{1,a}\}$
-

of Algorithm 1 is approaching the optimal mis-classification error under Equality of Opportunity. The following theorem states that the final output of FaiREE has both controlled $DEOO$, and achieved almost minimum mis-classification error when the input classifier is properly chosen.

To facilitate the theoretical analysis, we first introduce the following lemma which implies that the difference between the output of the function can be controlled by the difference between the input. (i.e. the cumulative distribution function won't increase drastically.)

Lemma 3.5. *For a distribution F with a continuous density function, suppose $q(x)$ denotes the quantile of x under F , then for $x > y$, we have $F_{(-)}(x - y) \leq q(x) - q(y) \leq F_{(+)}(x - y)$, where $F_{(-)}(x)$ and $F_{(+)}(x)$ are two monotonically increasing functions, $F_{(-)}(\epsilon) > 0, F_{(+)}(\epsilon) > 0$ for any $\epsilon > 0$ and $\lim_{\epsilon \rightarrow 0} F_{(-)}(\epsilon) = \lim_{\epsilon \rightarrow 0} F_{(+)}(\epsilon) = 0$.*

Theorem 3.6. *Given any $\alpha' < \alpha$. Set $\delta = c_0/M$ for some $c_0 > 0$, where M is the candidate set size. Suppose $\min\{n^{1,0}, n^{1,1}\} \geq \lceil \frac{\log \frac{\delta}{2}}{\log(1-\alpha)} \rceil$. $\hat{\phi}$ is the output of FaiREE, then:*

- (1). $|DEOO(\hat{\phi})| < \alpha$ with probability $1 - c_0$.
- (2). *Suppose the density functions of f and f^* under $A = a, Y = 1$ are continuous. For any $\delta', \epsilon_0 > 0$, there exist $0 < c < 1$ and $c_1 > 0$ such that when the input classifier $f(x, a)$ satisfies $\|f - f^*\|_\infty \leq \epsilon_0$ and the constructed candidate set is K' , we have $\mathbb{P}(\hat{\phi}(x, a) \neq Y) - \mathbb{P}(\phi_{\alpha'}^*(x, a) \neq Y) \leq 2F_{(+)}^*(2\epsilon_0) + \delta'$ with probability larger than $1 - c_1 c^{\min\{n^{1,0}, n^{0,0}, n^{0,1}\}}$.*

Theorem 3.6 ensures that our classifier will approximate fair Bayes-optimal classifier if the input classifier is close to f^* . Here, $\alpha' < \alpha$ is any positive constant, which we adopt to promise that our candidate set is not empty.

Remark: We remark that FaiREE requires no assumption on data distribution except for a minimum sample size. It has the advantage over existing literature which generally imposes different assumptions to data distribution. For example, [11] assumes $\eta(x, a)$ must surpass the level $\frac{1}{2}$ on a set of non-zero measure. [45] assumes that the shifting threshold of the classifier follows the beta distribution. Also, [53]’s result only holds for population-level, and the finite-sample version is not studied.

4 Application to More Fairness Notions

4.1 Equalized Odds

In this section, we apply our algorithm to the fairness notion Equalized Odds, which has two fairness constraints simultaneously. To ensure the two constraints, the algorithm of equalized odds should be different from Algorithm 1. We should consider all $S^{y,a}$ instead of just $S^{1,a}$ when estimating the violation to fairness constraint in the step **Candidate Set Construction**. Thus we add a function g_0 that deals with data with protected attribute $A = 1$, to perfect our algorithm together with g_1 defined in the last section.

Similar to Proposition 3.1, the following proposition assures that choosing an appropriate threshold during post-processing enables the high probability control of a given classifier’s *DEO*.

Proposition 4.1. *Given $k^{1,0}, k^{1,1}$ satisfying $k^{1,a} \in \{1, \dots, n^{1,a}\}$ ($a = 0, 1$). Define $\phi(x, a) = \mathbb{1}\{f(x, a) > t_{(k^{1,a})}^{1,a}\}$, $g_y(k, a) = \mathbb{E}[\sum_{j=k}^{n^{y,a}} \binom{n^{y,a}}{j} (Q^{y,1-a} - \alpha)^j (1 - (Q^{y,1-a} - \alpha))^{n^{y,a}-j}]$ with $Q^{y,a} \sim \text{Beta}(k+1-y, n^{y,a}-k+y)$, then we have:*

$$\mathbb{P}(|DEO(\phi)| \preceq (\alpha, \alpha)) \geq 1 - g_1(k^{1,1}, 1) - g_1(k^{1,0}, 0) - g_0(k^{0,1}, 1) - g_0(k^{0,0}, 0).$$

Similar to Proposition 3.1, g_0 and g_1 jointly control the probability of ϕ violating the *DEO* constraint.

Proposition 4.1 directly yields the following proposition on the *DEO* of classifiers in the candidate set.

Theorem 4.2. *If $\min\{n^{0,0}, n^{0,1}, n^{1,0}, n^{1,1}\} \geq \lceil \frac{\log \frac{5}{4}}{\log(1-\alpha)} \rceil$, then for each $i \in \{1, \dots, M\}$, we have $|DEO(\hat{\phi}_i)| \preceq (\alpha, \alpha)$ with probability $1 - \delta$.*

The theoretical analysis of test error is similar to the algorithm for Equality of Opportunity.

Algorithm 2: FaiREE for Equalized Odds

Input: Training data $S = S^{0,0} \cup S^{0,1} \cup S^{1,0} \cup S^{1,1}$; the error bound α ; the tolerance level δ ; a given pre-trained classifier f

- 1 $T^{y,a} = \{f(x_1^{y,a}), \dots, f(x_{n_{y,a}}^{y,a})\}$
 - 2 $\{t_{(1)}^{y,a}, \dots, t_{(n_{y,a})}^{y,a}\} = \text{sort}(T^{y,a})$
 - 3 Define $g_0(k, a)$ and $g_1(k, a)$ as in Proposition 4.1, $L_1(k^{1,0}, k^{1,1}) = g_1(k^{1,1}, 1) + g_1(k^{1,0}, 0)$, and $L_0(k^{0,0}, k^{0,1}) = g_0(k^{0,1}, 1) + g_0(k^{0,0}, 0)$.
 - 4 For every $k^{1,0}, k^{1,1}$, there exists $k^{0,0}, k^{0,1}$ such that $t_{(k^{0,0})}^{0,0} \leq t_{(k^{1,0})}^{1,0} < t_{(k^{0,0}+1)}^{0,0}$, $t_{(k^{0,1})}^{0,1} \leq t_{(k^{1,1})}^{1,1} < t_{(k^{0,1}+1)}^{0,1}$.
 - 5 Build the candidate set as
 $K = \{(k^{1,0}, k^{1,1}) \mid L_1(k^{1,0}, k^{1,1}) + L_0(k^{0,0}, k^{0,1}) \leq \delta\} = \{(k_1^{1,0}, k_1^{1,1}), \dots, (k_M^{1,0}, k_M^{1,1})\}$.
 - 6 Compute \hat{e}_i as in Proposition 3.4, and let $i_* = \arg \min_{i \in [M]} \{\hat{e}_i\}$.
- Output:** $\hat{\phi}(x, a) = \mathbb{1}\{f(x, a) > t_{(k_{i_*}^{1,a})}^{1,a}\}$
-

Theorem 4.3. *Given $\alpha' < \alpha$. Set $\delta = c_0/M$ for some $c_0 > 0$, where M is the candidate set size. Suppose $\min\{n^{0,0}, n^{0,1}, n^{1,0}, n^{1,1}\} \geq \lceil \frac{\log \frac{\delta}{4}}{\log(1-\alpha)} \rceil$. $\hat{\phi}$ is the final output of FaiREE, then:*

- (1). $|DEO(\hat{\phi})| \preceq (\alpha, \alpha)$ with probability $1 - c_0$.
- (2). Suppose the density functions of f^* under $A = a, Y = 1$ are continuous. We denote $\phi_{\alpha', \alpha'}^* = \arg \min_{|DEO(\phi)| \preceq (\alpha', \alpha')} \mathbb{P}(\phi(x, a) \neq Y)$. For any $\delta', \epsilon_0 > 0$, there exist $0 < c < 1$ and $c_1 > 0$ such that when the input classifier f satisfies $|f(x, a) - f^*(x, a)| \leq \epsilon_0$, we have $\mathbb{P}(\hat{\phi}(x, a) \neq Y) - \mathbb{P}(\phi_{\alpha', \alpha'}^*(x, a) \neq Y) \leq 2F_{(+)}^*(2\epsilon_0) + \delta'$ with probability larger than $1 - c_1 c^{\min\{n^{1,0}, n^{1,1}, n^{0,0}, n^{0,1}\}}$.

4.2 On comparing different fairness constraints

In this subsection, we further extend our algorithms to more fairness notions. The detailed technical results and derivations are deferred to Section A.8 in the appendix. Specifically, we compare the sample size requirement to make any given score function f to achieve certain fairness constraint. We note that our algorithm is almost assumption-free, except for the *i.i.d.* assumption and a necessary and sufficient condition of the sample size. Therefore, we make a chart below to recommend different fairness notions used in practice when the sample sizes are limited. We summarize our results in the following table:

From this table, we find that Demographic Parity requires the least sample size, Equality of Opportunity and Predictive Equality need a lightly larger sample size, and Equalized Odds is the notion that requires the largest sample size among the first four fairness notions. The sample size requirement for Equalized Accuracy is similar to that of Equalized Odds, but does not have

Table 1: Sample complexity requirements for FaiREE to achieve different fairness constraints. We consider the following fairness notions: DP (Demographic Parity), EOO (Equality of Opportunity), EO (Equalized Odds), PE (Predictive Equality), EA (Equalized Accuracy), and $n^a = n^{0,a} + n^{1,a}$.

DP	EOO	PE	EO	EA
$n^a \geq \lceil \frac{\log \frac{\delta}{2}}{\log(1-\alpha)} \rceil$	$n^{1,a} \geq \lceil \frac{\log \frac{\delta}{2}}{\log(1-\alpha)} \rceil$	$n^{0,a} \geq \lceil \frac{\log \frac{\delta}{2}}{\log(1-\alpha)} \rceil$	$n^{y,a} \geq \lceil \frac{\log \frac{\delta}{4}}{\log(1-\alpha)} \rceil$	$n^{y,a} \geq \lceil \frac{\log \frac{\delta}{4}}{\log(\frac{1-y+(2y-1)p_{Y, y-a }-\alpha}{y(2p_{Y,a}-1)+1-p_{Y,a}})} \rceil$

a strict dominance.

5 Experiments

In this section, we conduct experiments to test and understand the effectiveness of FaiREE. For both synthetic data and real data analysis, we compare FaiREE with the following representative methods for fair classification: Reject-Option-Classification (ROC) method in [27], Eqodds-Postprocessing (Eq) method in [24], Calibrated Eqodds-Postprocessing (C-Eq) method in [38] and FairBayes method in [53]. The first three baselines are designed to cope with Equalized Odds and the last one is for Equality of Opportunity.

5.1 Synthetic data

To show the distribution-free and finite-sample guarantee of FaiREE, we generate the synthetic data from mixed distributions. Real world data are generally heavy-tailed ([39]). Thus, we consider the following models with various heavy-tailed distributions for generating synthetic data:

Model 1. We generate the protected attribute A and label Y with probability $p_1 = \mathbb{P}(A = 1) = 0.7, p_0 = \mathbb{P}(A = 0) = 0.3, p_{y,1} = \mathbb{P}(Y = y | A = 1) = 0.7$ and $p_{y,0} = \mathbb{P}(Y = y | A = 0) = 0.4$ for $y \in \{0, 1\}$. The dimension of features is set to 60, and we generate features with $x_{i,j}^{0,0} \stackrel{i.i.d.}{\sim} t(3)$, where $t(k)$ denotes the t -distribution with degree of freedom k , $x_{i,j}^{0,1} \stackrel{i.i.d.}{\sim} \chi_1^2$, $x_{i,j}^{1,0} \stackrel{i.i.d.}{\sim} \chi_3^2$ and $x_{i,j}^{1,1} \stackrel{i.i.d.}{\sim} N(\mu, 1)$, where $\mu \sim U(0, 1)$ and the scale parameter is fixed to be 1, for $j = 1, 2, \dots, 60$.

Model 2. We generate the protected attribute A and label Y with the probability, location parameter and scale parameter the same as Model 1. The dimension of features is set to 80, and we generate features with $x_{i,j}^{0,0} \stackrel{i.i.d.}{\sim} t(4)$, $x_{i,j}^{0,1} \stackrel{i.i.d.}{\sim} \chi_2^2$, $x_{i,j}^{1,0} \stackrel{i.i.d.}{\sim} \chi_4^2$ and $x_{i,j}^{1,1} \stackrel{i.i.d.}{\sim} Laplace(\mu, 1)$, for $j = 1, 2, \dots, 80$.

For each model, we generate 1000 *i.i.d.* samples, and the experimental results are summarized in Tables 2 and 3.

Table 2: Experimental studies under Model 1. Here $\overline{|DEOO|}$ denotes the sample average of the absolute value of $DEOO$ defined in Eq. (1), and $|DEOO|_{95}$ denotes the sample upper 95% quantile. $\overline{|DPE|}$ and $|DPE|_{95}$ are defined similarly for DPE defined in Eq. (13). \overline{ACC} is the sample average of accuracy. We use “/” in the DPE line because FairBayes and FaiREE-EOO are not designed to control DPE .

	Eq	C-Eq	ROC	FairBayes			FaiREE-EOO			FaiREE-EO		
α	/	/	/	0.08	0.12	0.16	0.08	0.12	0.16	0.08	0.12	0.16
$\overline{ DEOO }$	0.061	0.132	0.255	0.117	0.149	0.170	0.028	0.046	0.063	0.025	0.031	0.042
$ DEOO _{95}$	0.146	0.307	0.500	0.265	0.297	0.316	0.073	0.115	0.157	0.079	0.108	0.133
$\overline{ DPE }$	0.051	0.029	0.511	/	/	/	/	/	/	0.039	0.042	0.045
$ DPE _{95}$	0.110	0.091	0.850	/	/	/	/	/	/	0.075	0.084	0.106
\overline{ACC}	0.472	0.606	0.637	0.663	0.656	0.646	0.621	0.657	0.669	0.552	0.562	0.615

Table 3: Experimental studies under Model 2, with the same notation as Table 2.

	Eq	C-Eq	ROC	FairBayes			FaiREE-EOO			FaiREE-EO		
α	/	/	/	0.08	0.12	0.16	0.08	0.12	0.16	0.08	0.12	0.16
$\overline{ DEOO }$	0.063	0.105	0.237	0.251	0.320	0.324	0.027	0.047	0.073	0.028	0.035	0.047
$ DEOO _{95}$	0.080	0.137	0.502	0.676	0.742	0.765	0.075	0.112	0.153	0.077	0.114	0.143
$\overline{ DPE }$	0.043	0.107	0.209	/	/	/	/	/	/	0.041	0.044	0.056
$ DPE _{95}$	0.066	0.144	0.443	/	/	/	/	/	/	0.071	0.090	0.127
\overline{ACC}	0.380	0.600	0.616	0.606	0.598	0.589	0.595	0.627	0.639	0.575	0.589	0.606

From these two tables, we find that our proposed FaiREE, when applied to different fairness notions Equality of Opportunity and Equality of Opportunity, is able to control the required fairness violation respectively with high probability, while all the other methods cannot. In addition, although satisfying stronger constraints, the mis-classification error FaiREE is comparable to, and sometimes better than the state-of-the-art methods.

5.2 Real Data analysis

In this section, we apply FaiREE to a real data set, Adult Census dataset [16], whose task is to predict whether a person’s income is greater than \$50,000. The protected attribute is gender, and the sample size is 45,222, including 32561 training samples and 12661 test samples. To facilitate the numerical study, we randomly split data into training set, calibration set and test set at each repetition and repeat for 500 times. FaiREE is compared the existing methods described in the last subsection. Again, as shown in Table 4, the proposed FaiREE method controls the fairness constraints at the desired level, and achieve small mis-classification error. More implementation details and experiments on other benchmark datasets are presented in A.9.

Table 4: Result of different methods on Adult Census dataset

	Eq	C-Eq	ROC	FairBayes			FaiREE-EOO			FaiREE-EO		
α	/	/	/	0.07	0.1	0.14	0.07	0.1	0.14	0.07	0.1	0.14
$ \overline{DEOO} $	0.043	0.087	0.031	0.107	0.101	0.104	0.034	0.039	0.066	0.002	0.039	0.067
$ DEOO _{95}$	0.112	0.154	0.097	0.140	0.153	0.153	0.065	0.090	0.124	0.008	0.094	0.125
$ \overline{DPE} $	0.027	0.048	0.044	/	/	/	/	/	/	0.030	0.066	0.074
$ DPE _{95}$	0.058	0.105	0.117	/	/	/	/	/	/	0.056	0.078	0.086
\overline{ACC}	0.815	0.823	0.691	0.847	0.847	0.847	0.845	0.846	0.847	0.512	0.845	0.846

6 Conclusion and discussion

In this paper, we propose FaiREE, a post-processing algorithm for fair classification with theoretical guarantees in a finite-sample and distribution-free manner. FaiREE can be applied to a wide range of group fairness notions and is shown to achieve small mis-classification error while satisfying the fairness constraints. Numerical studies on both synthetic and real data show the practical value of FaiREE in achieving a superior fairness-accuracy trade-off than the state-of-the-art methods. One interesting direction of future work is to extend the FaiREE techniques to multi-group fairness notions such as multi-calibration [25] and multi-accuracy [29].

Acknowledgements

The research of Linjun Zhang is partially supported by NSF DMS-2015378. The research of James Zou is partially supported by funding from NSF CAREER and the Sloan Fellowship.

References

- [1] Philip Adler, Casey Falk, Sorelle A Friedler, Tionney Nix, Gabriel Rybeck, Carlos Scheidegger, Brandon Smith, and Suresh Venkatasubramanian. Auditing black-box models for indirect influence. *Knowledge and Information Systems*, 54(1):95–122, 2018.
- [2] Alekh Agarwal, Alina Beygelzimer, Miroslav Dudík, John Langford, and Hanna Wallach. A reductions approach to fair classification. In *International Conference on Machine Learning*, pages 60–69. PMLR, 2018.
- [3] Anastasios N Angelopoulos, Stephen Bates, Emmanuel J Candès, Michael I Jordan, and Lihua Lei. Learn then test: Calibrating predictive algorithms to achieve risk control. *arXiv preprint arXiv:2110.01052*, 2021.
- [4] Julia Angwin, Jeff Larson, Surya Mattu, and Lauren Kirchner. Machine bias: There’s software used across the country to predict future criminals. *And it’s biased against blacks*. *ProPublica*, 23:77–91, 2016.
- [5] Asia J Biega, Krishna P Gummadi, and Gerhard Weikum. Equity of attention: Amortizing individual fairness in rankings. In *The 41st international acm sigir conference on research & development in information retrieval*, pages 405–414, 2018.
- [6] Toon Calders, Faisal Kamiran, and Mykola Pechenizkiy. Building classifiers with independency constraints. In *2009 IEEE International Conference on Data Mining Workshops*, pages 13–18. IEEE, 2009.
- [7] Flavio Calmon, Dennis Wei, Bhanukiran Vinzamuri, Karthikeyan Natesan Ramamurthy, and Kush R Varshney. Optimized pre-processing for discrimination prevention. *Advances in neural information processing systems*, 30, 2017.
- [8] L Elisa Celis, Lingxiao Huang, Vijay Keswani, and Nisheeth K Vishnoi. Classification with fairness constraints: A meta-algorithm with provable guarantees. In *Proceedings of the conference on fairness, accountability, and transparency*, pages 319–328, 2019.
- [9] Jaewoong Cho, Gyeongjo Hwang, and Changho Suh. A fair classifier using kernel density estimation. *Advances in Neural Information Processing Systems*, 33:15088–15099, 2020.
- [10] Alexandra Chouldechova and Aaron Roth. The frontiers of fairness in machine learning. *arXiv preprint arXiv:1810.08810*, 2018.
- [11] Evgenii Chzhen, Christophe Denis, Mohamed Hebiri, Luca Oneto, and Massimiliano Pontil. Leveraging labeled and unlabeled data for consistent fair binary classification. *Advances in Neural Information Processing Systems*, 32, 2019.

- [12] Kevin A Clarke. A simple distribution-free test for nonnested model selection. *Political Analysis*, 15(3):347–363, 2007.
- [13] Sam Corbett-Davies, Emma Pierson, Avi Feller, Sharad Goel, and Aziz Huq. Algorithmic decision making and the cost of fairness. In *Proceedings of the 23rd acm sigkdd international conference on knowledge discovery and data mining*, pages 797–806, 2017.
- [14] Zhun Deng, Cynthia Dwork, and Linjun Zhang. Happymap: A generalized multicalibration method. In *14th Innovations in Theoretical Computer Science Conference (ITCS 2023)*. Schloss Dagstuhl-Leibniz-Zentrum für Informatik, 2023.
- [15] William Dieterich, Christina Mendoza, and Tim Brennan. Compas risk scales: Demonstrating accuracy equity and predictive parity. *Northpointe Inc*, 7(4), 2016.
- [16] Dheeru Dua, Casey Graff, et al. Uci machine learning repository. 2017.
- [17] Meherwar Fatima, Maruf Pasha, et al. Survey of machine learning algorithms for disease diagnostic. *Journal of Intelligent Learning Systems and Applications*, 9(01):1, 2017.
- [18] Michael Feldman. *Computational fairness: Preventing machine-learned discrimination*. PhD thesis, 2015.
- [19] Benjamin Fish, Jeremy Kun, and Ádám D Lelkes. A confidence-based approach for balancing fairness and accuracy. In *Proceedings of the 2016 SIAM international conference on data mining*, pages 144–152. SIAM, 2016.
- [20] Pratik Gajane and Mykola Pechenizkiy. On formalizing fairness in prediction with machine learning. *arXiv preprint arXiv:1710.03184*, 2017.
- [21] Stephen Giguere, Blossom Metevier, Bruno Castro da Silva, Yuriy Brun, Philip Thomas, and Scott Niekum. Fairness guarantees under demographic shift. In *International Conference on Learning Representations*, 2022.
- [22] Paula Gordaliza, Eustasio Del Barrio, Gamboa Fabrice, and Jean-Michel Loubes. Obtaining fairness using optimal transport theory. In *International Conference on Machine Learning*, pages 2357–2365. PMLR, 2019.
- [23] László Györfi, Michael Kohler, Adam Krzyzak, Harro Walk, et al. *A distribution-free theory of nonparametric regression*, volume 1. Springer, 2002.
- [24] Moritz Hardt, Eric Price, and Nati Srebro. Equality of opportunity in supervised learning. *Advances in neural information processing systems*, 29, 2016.
- [25] Ursula Hébert-Johnson, Michael Kim, Omer Reingold, and Guy Rothblum. Multicalibration: Calibration for the (computationally-identifiable) masses. In *International Conference on Machine Learning*, pages 1939–1948. PMLR, 2018.

- [26] Faisal Kamiran and Toon Calders. Classifying without discriminating. In *2009 2nd international conference on computer, control and communication*, pages 1–6. IEEE, 2009.
- [27] Faisal Kamiran, Asim Karim, and Xiangliang Zhang. Decision theory for discrimination-aware classification. In *2012 IEEE 12th International Conference on Data Mining*, pages 924–929. IEEE, 2012.
- [28] Niki Kilbertus, Manuel Gomez Rodriguez, Bernhard Schölkopf, Krikamol Muandet, and Isabel Valera. Fair decisions despite imperfect predictions. In *International Conference on Artificial Intelligence and Statistics*, pages 277–287. PMLR, 2020.
- [29] Michael P Kim, Amirata Ghorbani, and James Zou. Multiaccuracy: Black-box post-processing for fairness in classification. In *Proceedings of the 2019 AAAI/ACM Conference on AI, Ethics, and Society*, pages 247–254, 2019.
- [30] Anilesh Krishnaswamy, Zhihao Jiang, Kangning Wang, Yu Cheng, and Kamesh Munagala. Fair for all: Best-effort fairness guarantees for classification. In *International Conference on Artificial Intelligence and Statistics*, pages 3259–3267. PMLR, 2021.
- [31] Jing Lei, Max G’Sell, Alessandro Rinaldo, Ryan J Tibshirani, and Larry Wasserman. Distribution-free predictive inference for regression. *Journal of the American Statistical Association*, 113(523):1094–1111, 2018.
- [32] Christos Louizos, Kevin Swersky, Yujia Li, Max Welling, and Richard Zemel. The variational fair autoencoder. *arXiv preprint arXiv:1511.00830*, 2015.
- [33] Kristian et al. Lum. A statistical framework for fair predictive algorithms. *arXiv preprint arXiv:1610.08077*, 2016.
- [34] Xiaojun Ma, Jinglan Sha, Dehua Wang, Yuanbo Yu, Qian Yang, and Xueqi Niu. Study on a prediction of p2p network loan default based on the machine learning lightgbm and xgboost algorithms according to different high dimensional data cleaning. *Electronic Commerce Research and Applications*, 31:24–39, 2018.
- [35] David Madras, Elliot Creager, Toniann Pitassi, and Richard Zemel. Learning adversarially fair and transferable representations. In *International Conference on Machine Learning*, pages 3384–3393. PMLR, 2018.
- [36] Johannes S Maritz. *Distribution-free statistical methods*, volume 17. CRC Press, 1995.
- [37] Aditya Krishna Menon and Robert C Williamson. The cost of fairness in binary classification. In *Conference on Fairness, Accountability and Transparency*, pages 107–118. PMLR, 2018.
- [38] Geoff Pleiss, Manish Raghavan, Felix Wu, Jon Kleinberg, and Kilian Q Weinberger. On fairness and calibration. *Advances in neural information processing systems*, 30, 2017.

- [39] Sidney I Resnick. Heavy tail modeling and teletraffic data: special invited paper. *The Annals of Statistics*, 25(5):1805–1869, 1997.
- [40] Yaniv Romano, Evan Patterson, and Emmanuel Candes. Conformalized quantile regression. *Advances in neural information processing systems*, 32, 2019.
- [41] Chris Russell, Matt J Kusner, Joshua Loftus, and Ricardo Silva. When worlds collide: integrating different counterfactual assumptions in fairness. *Advances in neural information processing systems*, 30, 2017.
- [42] Glenn Shafer and Vladimir Vovk. A tutorial on conformal prediction. *Journal of Machine Learning Research*, 9(3), 2008.
- [43] Philip S. Thomas, Bruno Castro da Silva, Andrew G. Barto, Stephen Giguere, Yuriy Brun, and Emma Brunskill. Preventing undesirable behavior of intelligent machines. *Science*, 366(6468):999–1004, 2019.
- [44] Xin Tong, Yang Feng, and Jingyi Jessica Li. Neyman-pearson classification algorithms and np receiver operating characteristics. *Science advances*, 4(2):eaao1659, 2018.
- [45] Isabel Valera, Adish Singla, and Manuel Gomez Rodriguez. Enhancing the accuracy and fairness of human decision making. *Advances in Neural Information Processing Systems*, 31, 2018.
- [46] Sahil Verma and Julia Rubin. Fairness definitions explained. In *2018 IEEE/ACM International Workshop on Software Fairness (Fairware)*, pages 1–7. IEEE, 2018.
- [47] Peng Wang, Min-Ge Xie, and Linjun Zhang. Finite-and large-sample inference for model and coefficients in high-dimensional linear regression with repro samples. *arXiv preprint arXiv:2209.09299*, 2022.
- [48] Aline Weber, Blossom Metevier, Yuriy Brun, Philip S Thomas, and Bruno Castro da Silva. Enforcing delayed-impact fairness guarantees. *arXiv preprint arXiv:2208.11744*, 2022.
- [49] Blake Woodworth, Suriya Gunasekar, Mesrob I Ohannessian, and Nathan Srebro. Learning non-discriminatory predictors. In *Conference on Learning Theory*, pages 1920–1953. PMLR, 2017.
- [50] Muhammad Bilal Zafar, Isabel Valera, Manuel Gomez Rodriguez, and Krishna P Gummadi. Fairness beyond disparate treatment & disparate impact: Learning classification without disparate mistreatment. In *Proceedings of the 26th international conference on world wide web*, pages 1171–1180, 2017.
- [51] Muhammad Bilal Zafar, Isabel Valera, Manuel Gomez Rodriguez, and Krishna P Gummadi. Fairness constraints: Mechanisms for fair classification. In *Artificial intelligence and statistics*, pages 962–970. PMLR, 2017.

- [52] Rich Zemel, Yu Wu, Kevin Swersky, Toni Pitassi, and Cynthia Dwork. Learning fair representations. In *International conference on machine learning*, pages 325–333. PMLR, 2013.
- [53] Xianli Zeng, Edgar Dobriban, and Guang Cheng. Bayes-optimal classifiers under group fairness. *arXiv preprint arXiv:2202.09724*, 2022.
- [54] Brian Hu Zhang, Blake Lemoine, and Margaret Mitchell. Mitigating unwanted biases with adversarial learning. In *Proceedings of the 2018 AAAI/ACM Conference on AI, Ethics, and Society*, pages 335–340, 2018.

A Appendix

A.1 Proof of Proposition 3.1

Proof. The classifier is

$$\phi = \begin{cases} \mathbb{1}\{f(x, 0) > t_{(k^1, 0)}^{1, 0}\}, a = 0 \\ \mathbb{1}\{f(x, 1) > t_{(k^1, 1)}^{1, 1}\}, a = 1 \end{cases}$$

we have:

$$\begin{aligned} |DEOO(\phi)| &= |\mathbb{P}(\hat{Y} = 1 \mid A = 0, Y = 1) - \mathbb{P}(\hat{Y} = 1 \mid A = 1, Y = 1)| \\ &= |\mathbb{P}(f(x, 0) > t_{(k^1, 0)}^{1, 0} \mid A = 0, Y = 1) - \mathbb{P}(f(x, 1) > t_{(k^1, 1)}^{1, 1} \mid A = 1, Y = 1)| \\ &= |1 - F^{1, 0}(t_{(k^1, 0)}^{1, 0}) - [1 - F^{1, 1}(t_{(k^1, 1)}^{1, 1})]| \\ &= |F^{1, 1}(t_{(k^1, 1)}^{1, 1}) - F^{1, 0}(t_{(k^1, 0)}^{1, 0})| \end{aligned}$$

Hence,

$$\begin{aligned} \mathbb{P}(|DEOO(\phi)| > \alpha) &= \mathbb{P}(|F^{1, 1}(t_{(k^1, 1)}^{1, 1}) - F^{1, 0}(t_{(k^1, 0)}^{1, 0})| > \alpha) \\ &= \mathbb{P}(F^{1, 1}(t_{(k^1, 1)}^{1, 1}) - F^{1, 0}(t_{(k^1, 0)}^{1, 0}) > \alpha) + \mathbb{P}(F^{1, 1}(t_{(k^1, 1)}^{1, 1}) - F^{1, 0}(t_{(k^1, 0)}^{1, 0}) < -\alpha) \\ &\triangleq A + B. \end{aligned}$$

We then have

$$\begin{aligned} A &= \mathbb{P}(F^{1, 1}(t_{(k^1, 1)}^{1, 1}) - F^{1, 0}(t_{(k^1, 0)}^{1, 0}) > \alpha) \\ &= \mathbb{P}(F^{1, 0}(t_{(k^1, 0)}^{1, 0}) < F^{1, 1}(t_{(k^1, 1)}^{1, 1}) - \alpha) \\ &\leq \mathbb{E}[\mathbb{P}(t_{(k^1, 0)}^{1, 0} < F^{1, 0^{-1}}(F^{1, 1}(t_{(k^1, 1)}^{1, 1}) - \alpha)) \mathbb{1}\{F^{1, 1}(t_{(k^1, 1)}^{1, 1}) - \alpha > 0\} \mid t_{(k^1, 1)}^{1, 1}] \\ &= \mathbb{E}\{\mathbb{P}[\text{at least } k^{1, 0} \text{ of } t^{1, 0}\text{'s are less than } F^{1, 0^{-1}}(F^{1, 1}(t_{(k^1, 1)}^{1, 1}) - \alpha)] \mathbb{1}\{F^{1, 1}(t_{(k^1, 1)}^{1, 1}) - \alpha > 0\} \mid t_{(k^1, 1)}^{1, 1}\} \end{aligned}$$

Following this, we obtain

$$\begin{aligned}
A &\leq \mathbb{E}\left\{ \sum_{j=k^{1,0}}^{n^{1,0}} \mathbb{P}[\text{exactly } j \text{ of the } t^{1,0}\text{'s are less than } F^{1,0-1}(F^{1,1}(t_{(k^{1,1})}^{1,1}) - \alpha)] \mathbb{1}\{F^{1,1}(t_{(k^{1,1})}^{1,1}) - \alpha > 0\} \mid t_{(k^{1,1})}^{1,1} \right\} \\
&= \mathbb{E}\left\{ \sum_{j=k^{1,0}}^{n^{1,0}} \binom{n^{1,0}}{j} \mathbb{P}[t^{1,0} < F^{1,0-1}(F^{1,1}(t_{(k^{1,1})}^{1,1}) - \alpha)]^j (1 - \mathbb{P}[t^{1,0} < F^{1,0-1}(F^{1,1}(t_{(k^{1,1})}^{1,1}) - \alpha)])^{n^{1,0}-j} \right. \\
&\quad \left. \mathbb{1}\{F^{1,1}(t_{(k^{1,1})}^{1,1}) - \alpha > 0\} \mid t_{(k^{1,1})}^{1,1} \right\} \\
&\leq \mathbb{E}\left[\sum_{j=k^{1,0}}^{n^{1,0}} \binom{n^{1,0}}{j} (F^{1,1}(t_{(k^{1,1})}^{1,1}) - \alpha)^j (1 - (F^{1,1}(t_{(k^{1,1})}^{1,1}) - \alpha))^{n^{1,0}-j} \mid t_{(k^{1,1})}^{1,1} \right]
\end{aligned}$$

Similarly, we have

$$B \leq \mathbb{E}\left[\sum_{j=k^{1,1}}^{n^{1,1}} \binom{n^{1,1}}{j} (F^{1,0}(t_{(k^{1,0})}^{1,0}) - \alpha)^j (1 - (F^{1,0}(t_{(k^{1,0})}^{1,0}) - \alpha))^{n^{1,1}-j} \mid t_{(k^{1,0})}^{1,0} \right]$$

Hence, we have

$$\begin{aligned}
A + B &\leq \mathbb{E}\left[\sum_{j=k^{1,0}}^{n^{1,0}} \binom{n^{1,0}}{j} (F^{1,1}(t_{(k^{1,1})}^{1,1}) - \alpha)^j (1 - (F^{1,1}(t_{(k^{1,1})}^{1,1}) - \alpha))^{n^{1,0}-j} \mid t_{(k^{1,1})}^{1,1} \right] \\
&\quad + \mathbb{E}\left[\sum_{j=k^{1,1}}^{n^{1,1}} \binom{n^{1,1}}{j} (F^{1,0}(t_{(k^{1,0})}^{1,0}) - \alpha)^j (1 - (F^{1,0}(t_{(k^{1,0})}^{1,0}) - \alpha))^{n^{1,1}-j} \mid t_{(k^{1,0})}^{1,0} \right] \\
&\leq \mathbb{E}\left[\sum_{j=k^{1,0}}^{n^{1,0}} \binom{n^{1,0}}{j} (Q^{1,1} - \alpha)^j (1 - (Q^{1,1} - \alpha))^{n^{1,0}-j} \right] \\
&\quad + \mathbb{E}\left[\sum_{j=k^{1,1}}^{n^{1,1}} \binom{n^{1,1}}{j} (Q^{1,0} - \alpha)^j (1 - (Q^{1,0} - \alpha))^{n^{1,1}-j} \right]
\end{aligned}$$

The last inequality holds because $F^{1,a}(t_{(k^{1,a})}^{1,a})$ is stochastically dominated by $\text{Beta}(k^{1,a}, n^{1,a} - k^{1,a} + 1)$.

If $t^{1,a}$ is continuous random variable, the equality holds.

Now we complete the proof. \square

A.2 Proof of Lemma 3.3

We first introduce the lemma (theorem E.4 in [53]):

Lemma A.1. (*Fair Bayes-optimal Classifiers under Equality of Opportunity*). Let $E^* = \text{DEOO}(f^*)$. For any $\alpha > 0$, all fair Bayes-optimal classifiers $f_{E,\alpha}^*$ under the fairness constraint $|\text{DEOO}(f)| \leq \alpha$ are given as follows:

- When $|E^*| \leq \alpha$, $f_{E,\alpha}^* = f^*$

- When $|E^*| > \alpha$, suppose $\mathbb{P}_{X|A=1,Y=1} \left(\eta_1(X) = \frac{p_1 p_{Y,1}}{2(p_1 p_{Y,1} - t_{E,\alpha}^*)} \right) = 0$, then for all $x \in \mathcal{X}$ and $a \in \mathcal{A}$,

$$f_{E,\alpha}^*(x, a) = I \left(\eta_a(x) > \frac{p_a p_{Y,a}}{2p_a p_{Y,a} + (1 - 2a)t_{E,\alpha}^*} \right)$$

where $t_{E,\alpha}^*$ is defined as

$$t_{E,\alpha}^* = \sup \left\{ t : \mathbb{P}_{Y|A=1,Y=1} \left(\eta_1(X) > \frac{p_1 p_{Y,1}}{2p_1 p_{Y,1} - t} \right) > \mathbb{P}_{Y|A=0,Y=1} \left(\eta_0(X) > \frac{p_0 p_{Y,0}}{2p_0 p_{Y,0} + t} \right) + \frac{|E^*|}{|E^*|} \alpha \right\}.$$

Now we come back to prove Proposition 3.3.

Proof. From Lemma A.1, we have

$$t_0^* = \frac{p_0 p_{Y,0}}{2p_0 p_{Y,0} + t_{E,\alpha}^*} \quad (3)$$

$$t_1^* = \frac{p_1 p_{Y,1}}{2p_1 p_{Y,1} - t_{E,\alpha}^*} \quad (4)$$

Combine Eq. (3) and (4) together and we complete the proof. \square

A.3 Proof of Proposition 3.4

We first provide a lemma for the mis-classification error of the classifier in the candidate set.

Lemma A.2. $|\mathbb{P}(\hat{\phi}_i(x, a) \neq Y) - [\frac{k_i^{1,0}}{n^{1,0}+1} p_0 p_{Y,0} + \frac{k_i^{1,1}}{n^{1,1}+1} p_1 p_{Y,1} + \frac{n^{0,0} + \frac{1}{2} - \mathbb{E}(k_i^{0,0})}{n^{0,0}+1} p_0(1 - p_{Y,0}) + \frac{n^{0,1} + \frac{1}{2} - \mathbb{E}(k_i^{0,1})}{n^{0,1}+1} p_1(1 - p_{Y,1})]| \leq \frac{p_0(1-p_{Y,0})}{2(n^{0,0}+1)} + \frac{p_1(1-p_{Y,1})}{2(n^{0,1}+1)}$

We also have the following lemma:

Lemma A.3. $F^{0,0}(t_{(k^{1,0})}^{0,0}) \sim \text{Beta}(k^{0,0}, n^{0,0} - k^{0,0} + 1)$, $F^{0,1}(t_{(k^{0,1})}^{0,1}) \sim \text{Beta}(k^{0,1}, n^{0,1} - k^{0,1} + 1)$.

Proof of Lemma A.3. Since $F^{0,0}, F^{0,1}$ are the continuous cumulative distribution functions of the $t^{0,0}$'s and $t^{0,1}$'s, we have $F^{0,0}(t^{0,0}), F^{0,1}(t^{0,1}) \sim U(0, 1)$, thus $F^{0,0}(t_{(k^{0,0})}^{0,0})$ is the $k^{0,0}{}^{th}$ order statistic of $n^{0,0}$ i.i.d samples from $U(0, 1)$ and $F^{0,1}(t_{(k^{0,1})}^{0,1})$ is the $k^{0,1}{}^{th}$ order statistic of $n^{0,1}$ i.i.d samples from $U(0, 1)$.

Thus, from the well known fact of the ordered statistics, we have $F^{0,0}(t_{(k^{0,0})}^{0,0}) \sim \text{Beta}(k^{0,0}, n^{0,0} - k^{0,0} + 1)$ and $F^{0,1}(t_{(k^{0,1})}^{0,1}) \sim \text{Beta}(k^{0,1}, n^{0,1} - k^{0,1} + 1)$. \square

Now we come back to the proof of Lemma A.2:

Proof of Lemma A.2. The classifier is:

$$\hat{\phi} = \begin{cases} \mathbb{1}\{f(x, 0) > t_{(k^1, 0)}^{1,0}\}, A = 0 \\ \mathbb{1}\{f(x, 1) > t_{(k^1, 1)}^{1,1}\}, A = 1 \end{cases}$$

So we have the mis-classification error:

$$\begin{aligned} \mathbb{P}(Y \neq \hat{Y}) &= \mathbb{P}(Y = 1, \hat{Y} = 0) + \mathbb{P}(Y = 0, \hat{Y} = 1) \\ &= \mathbb{P}(Y = 1, \hat{Y} = 0, A = 0) + \mathbb{P}(Y = 1, \hat{Y} = 0, A = 1) \\ &\quad + \mathbb{P}(Y = 0, \hat{Y} = 1, A = 0) + \mathbb{P}(Y = 0, \hat{Y} = 1, A = 1) \\ &= \mathbb{P}(\hat{Y} = 0 | Y = 1, A = 0) \mathbb{P}(Y = 1, A = 0) + \mathbb{P}(\hat{Y} = 0 | Y = 1, A = 1) \mathbb{P}(Y = 1, A = 1) \\ &\quad + \mathbb{P}(\hat{Y} = 1 | Y = 0, A = 0) \mathbb{P}(Y = 0, A = 0) + \mathbb{P}(\hat{Y} = 1 | Y = 0, A = 1) \mathbb{P}(Y = 0, A = 1) \\ &= \mathbb{E}[\mathbb{P}(f(x, 0) \leq t_{(k^1, 0)}^{1,0} | Y = 1, A = 0) | t_{(k^1, 0)}^{1,0}] p_{0Y,0} \\ &\quad + \mathbb{E}[\mathbb{P}(f(x, 1) \leq t_{(k^1, 1)}^{1,1} | Y = 1, A = 1) | t_{(k^1, 1)}^{1,1}] p_{1Y,1} \\ &\quad + \mathbb{E}[\mathbb{P}(f(x, 0) \geq t_{(k^1, 0)}^{1,0} | Y = 0, A = 0) | t_{(k^1, 0)}^{1,0}] p_0(1 - p_{Y,0}) \\ &\quad + \mathbb{E}[\mathbb{P}(f(x, 1) \geq t_{(k^1, 1)}^{1,1} | Y = 0, A = 1) | t_{(k^1, 1)}^{1,1}] p_1(1 - p_{Y,1}) \\ &\leq \mathbb{E}[\mathbb{P}(f(x, 0) \leq t_{(k^1, 0)}^{1,0} | Y = 1, A = 0) | t_{(k^1, 0)}^{1,0}] p_{0Y,0} \\ &\quad + \mathbb{E}[\mathbb{P}(f(x, 1) \leq t_{(k^1, 1)}^{1,1} | Y = 1, A = 1) | t_{(k^1, 1)}^{1,1}] p_{1Y,1} \\ &\quad + \mathbb{E}[\mathbb{P}(f(x, 0) \geq t_{(k^0, 0)}^{0,0} | Y = 0, A = 0) | t_{(k^0, 0)}^{0,0}] p_0(1 - p_{Y,0}) \\ &\quad + \mathbb{E}[\mathbb{P}(f(x, 1) \geq t_{(k^0, 1)}^{0,1} | Y = 0, A = 1) | t_{(k^0, 1)}^{0,1}] p_1(1 - p_{Y,1}) \\ &= \mathbb{E}[F^{1,0}(t_{(k^1, 0)}^{1,0}) | t_{(k^1, 0)}^{1,0}] p_{0Y,0} + \mathbb{E}[F^{1,1}(t_{(k^1, 1)}^{1,1}) | t_{(k^1, 1)}^{1,1}] p_{1Y,1} \\ &\quad + \mathbb{E}[1 - \mathbb{E}[F^{0,0}(t_{(k^0, 0)}^{0,0}) | t_{(k^0, 0)}^{0,0}] | t_{(k^1, 0)}^{1,0}] p_0(1 - p_{Y,0}) + \mathbb{E}[1 - \mathbb{E}[F^{0,1}(t_{(k^0, 1)}^{0,1}) | t_{(k^0, 1)}^{0,1}] | t_{(k^1, 1)}^{1,1}] p_1(1 - p_{Y,1}) \\ &= \frac{k_i^{1,0}}{n^{1,0} + 1} p_{0Y,0} + \frac{k_i^{1,1}}{n^{1,1} + 1} p_{1Y,1} + \frac{n^{0,0} + 1 - \mathbb{E}(k_i^{0,0})}{n^{0,0} + 1} p_0(1 - p_{Y,0}) + \frac{n^{0,1} + 1 - \mathbb{E}(k_i^{0,1})}{n^{0,1} + 1} p_1(1 - p_{Y,1}) \end{aligned}$$

The last equality comes from Lemma A.3, and from the fact that $\mathbb{E}(\text{Beta}(\alpha, \beta)) = \frac{\alpha}{\alpha + \beta}$.

Similarly, we have

$$\mathbb{P}(Y \neq \hat{Y}) \geq \frac{k_i^{1,0}}{n^{1,0} + 1} p_{0Y,0} + \frac{k_i^{1,1}}{n^{1,1} + 1} p_{1Y,1} + \frac{n^{0,0} - \mathbb{E}(k_i^{0,0})}{n^{0,0} + 1} p_0(1 - p_{Y,0}) + \frac{n^{0,1} - \mathbb{E}(k_i^{0,1})}{n^{0,1} + 1} p_1(1 - p_{Y,1})$$

$$\begin{aligned} \text{Thus, we have } |\mathbb{P}(\hat{\phi}_i(x, a) \neq Y) - [\frac{k_i^{1,0}}{n^{1,0} + 1} p_{0Y,0} + \frac{k_i^{1,1}}{n^{1,1} + 1} p_{1Y,1} + \frac{n^{0,0} + \frac{1}{2} - \mathbb{E}(k_i^{0,0})}{n^{0,0} + 1} p_0(1 - p_{Y,0}) + \\ \frac{n^{0,1} + \frac{1}{2} - \mathbb{E}(k_i^{0,1})}{n^{0,1} + 1} p_1(1 - p_{Y,1})]| \leq \frac{p_0(1 - p_{Y,0})}{2(n^{0,0} + 1)} + \frac{p_1(1 - p_{Y,1})}{2(n^{0,1} + 1)}. \end{aligned}$$

Now we complete the proof of Lemma A.2.

□

Next, we come to prove Proposition 3.4.

Lemma A.4 (Hoeffding's inequality). *Let X_1, \dots, X_n be independent random variables. Assume that $X_i \in [m_i, M_i]$ for every i . Then, for any $t > 0$, we have*

$$\mathbb{P} \left\{ \sum_{i=1}^n (X_i - \mathbb{E}X_i) \geq t \right\} \leq e^{-\frac{2t^2}{\sum_{i=1}^n (M_i - m_i)^2}}$$

Proof of Proposition 3.4. First, we notice that $k_i^{0,a}$ is the number of $t^{0,a}$'s such that $t^{0,a} < t_{(k_i^{1,a})}^{1,a}$, i.e. $k_i^{0,a} = \sum_{j=1}^{n^{0,1}} \mathbb{1}\{t_j^{0,a} < t_{(k_i^{1,a})}^{1,a}\}$.

Thus, for a given $\epsilon > 0$, from Hoeffding's inequality, we have with probability $1 - e^{-2n^{0,a}\epsilon^2}$,

$$\frac{k_i^{0,a} - \mathbb{E}(k_i^{0,a})}{n^{0,a}} = \frac{\sum_{j=1}^{n^{0,1}} \mathbb{1}\{t_j^{0,a} < t_{(k_i^{1,a})}^{1,a}\} - \sum_{j=1}^{n^{0,1}} \mathbb{E}(\mathbb{1}\{t_j^{0,a} < t_{(k_i^{1,a})}^{1,a}\})}{n^{0,a}} \leq \epsilon.$$

Similarly, with probability $1 - e^{-2n^{0,a}\epsilon^2}$,

$$\frac{k_i^{0,a} - \mathbb{E}(k_i^{0,a})}{n^{0,a}} = \frac{\sum_{j=1}^{n^{0,1}} \mathbb{1}\{t_j^{0,a} < t_{(k_i^{1,a})}^{1,a}\} - \sum_{j=1}^{n^{0,1}} \mathbb{E}(\mathbb{1}\{t_j^{0,a} < t_{(k_i^{1,a})}^{1,a}\})}{n^{0,a}} \geq -\epsilon.$$

Thus, $|\frac{k_i^{0,a} - \mathbb{E}(k_i^{0,a})}{n^{0,a}}| \leq \epsilon$ with probability $1 - 2e^{-2n^{0,a}\epsilon^2}$.

Then we estimate p_a and $p_{Y,a}$ by $\hat{p}_a = \frac{n^{1,a} + n^{0,a}}{n}$ and $\hat{p}_{Y,a} = \frac{n^{Y,a}}{n}$ (n is the number of the total samples). Here, $\frac{n^{1,a} + n^{0,a}}{n} = \frac{\sum_{i=1}^n \mathbb{1}\{Z_i^a = 1\}}{n}$ and $\frac{n^{Y,a}}{n} = \frac{\sum_{i=1}^n \mathbb{1}\{Z_i^{Y,a} = 1\}}{n}$, where $Z_i^a \sim B(1, p_a)$ and $Z_i^{Y,a} \sim B(1, p_{Y,a})$. From Hoeffding's inequality (Lemma A.4), we have:

$$\mathbb{P}(|\hat{p}_a - p_a| \geq \sqrt{\frac{n^{0,a}}{n}}\epsilon) \leq 2e^{-2n^{0,a}\epsilon^2},$$

$$\mathbb{P}(|\hat{p}_{Y,a} - p_{Y,a}| \geq \sqrt{\frac{n^{0,a}}{n}}\epsilon) \leq 2e^{-2n^{0,a}\epsilon^2}$$

Thus, with probability $1 - 6e^{-2n^{0,a}\epsilon^2}$, we have:

$$\left\{ \begin{array}{l} |\hat{p}_a - p_a| \leq \sqrt{\frac{n^{0,a}}{n}}\epsilon \\ |\hat{p}_{Y,a} - p_{Y,a}| \leq \sqrt{\frac{n^{0,a}}{n}}\epsilon \\ |\frac{k_i^{0,a} - \mathbb{E}(k_i^{0,a})}{n^{0,a}}| \leq \epsilon \end{array} \right.$$

Hence, we have with probability $1 - 6(e^{-2n^{0,0}\epsilon^2} + e^{-2n^{0,1}\epsilon^2})$,

$$\begin{aligned}
& |\mathbb{P}(\hat{\phi}_i(x, a) \neq Y) - \hat{\mathbb{P}}(\hat{\phi}_i(x, a) \neq Y)| \\
& \leq \left| \frac{k_i^{1,0}}{n^{1,0} + 1} p_0 p_{Y,0} + \frac{k_i^{1,1}}{n^{1,1} + 1} p_1 p_{Y,1} + \frac{n^{0,0} + 0.5 - \mathbb{E}(k_i^{0,0})}{n^{0,0} + 1} p_0 (1 - p_{Y,0}) + \frac{n^{0,1} + 0.5 - \mathbb{E}(k_i^{0,1})}{n^{0,1} + 1} p_1 (1 - p_{Y,1}) \right. \\
& \quad \left. - \left[\frac{k_i^{1,0}}{n^{1,0} + 1} \hat{p}_0 \hat{p}_{Y,0} + \frac{k_i^{1,1}}{n^{1,1} + 1} \hat{p}_1 \hat{p}_{Y,1} + \frac{n^{0,0} + 0.5 - k_i^{0,0}}{n^{0,0} + 1} \hat{p}_0 (1 - \hat{p}_{Y,0}) + \frac{n^{0,1} + 0.5 - k_i^{0,1}}{n^{0,1} + 1} \hat{p}_1 (1 - \hat{p}_{Y,1}) \right] \right| \\
& \quad + \frac{p_0(1 - p_{Y,0})}{2(n^{0,0} + 1)} + \frac{p_1(1 - p_{Y,1})}{2(n^{0,1} + 1)} \\
& \leq \epsilon \left[\sqrt{\frac{n^{0,0}}{n}} \frac{k_i^{1,0}}{n^{1,0} + 1} (p_0 + p_{Y,0}) + \sqrt{\frac{n^{0,1}}{n}} \frac{k_i^{1,1}}{n^{1,1} + 1} (p_1 + p_{Y,1}) \right] + \epsilon^2 \left(\frac{n^{0,0}}{n} \frac{k_i^{1,0}}{n^{1,0} + 1} + \frac{n^{0,1}}{n} \frac{k_i^{1,1}}{n^{1,1} + 1} \right) \\
& \quad + \epsilon \left[\frac{n^{0,0}}{n^{0,0} + 1} [p_0 + p_0 p_{Y,0} + \sqrt{\frac{n^{0,0}}{n}} \epsilon (\sqrt{\frac{n^{0,0}}{n}} \epsilon + p_0 + p_{Y,0} + 1)] \right. \\
& \quad \left. + \frac{n^{0,1}}{n^{0,1} + 1} [p_1 + p_1 p_{Y,1} + \sqrt{\frac{n^{0,1}}{n}} \epsilon (\sqrt{\frac{n^{0,1}}{n}} \epsilon + p_1 + p_{Y,1} + 1)] \right] \\
& \quad + \frac{n^{0,0} + 0.5 - \mathbb{E}(k_i^{0,0})}{n^{0,0} + 1} \sqrt{\frac{n^{0,0}}{n}} \epsilon \left[\sqrt{\frac{n^{0,0}}{n}} \epsilon + p_0 + p_{Y,0} + 1 \right] \\
& \quad + \frac{n^{0,1} + 0.5 - \mathbb{E}(k_i^{0,1})}{n^{0,1} + 1} \sqrt{\frac{n^{0,1}}{n}} \epsilon \left[\sqrt{\frac{n^{0,1}}{n}} \epsilon + p_1 + p_{Y,1} + 1 \right] + \frac{p_0(1 - p_{Y,0})}{2(n^{0,0} + 1)} + \frac{p_1(1 - p_{Y,1})}{2(n^{0,1} + 1)} \\
& \leq \epsilon \left[\sqrt{\frac{n^{0,0}}{n}} (p_0 + p_{Y,0}) + \sqrt{\frac{n^{0,1}}{n}} (p_1 + p_{Y,1}) \right] + \epsilon^2 \left(\frac{n^{0,0}}{n} + \frac{n^{0,1}}{n} \right) \\
& \quad + \epsilon \left[\frac{n^{0,0}}{n^{0,0} + 1} [p_0 + p_0 p_{Y,0} + \sqrt{\frac{n^{0,0}}{n}} \epsilon (\sqrt{\frac{n^{0,0}}{n}} \epsilon + p_0 + p_{Y,0} + 1)] \right. \\
& \quad \left. + \frac{n^{0,1}}{n^{0,1} + 1} [p_1 + p_1 p_{Y,1} + \sqrt{\frac{n^{0,1}}{n}} \epsilon (\sqrt{\frac{n^{0,1}}{n}} \epsilon + p_1 + p_{Y,1} + 1)] \right] \\
& \quad + \sqrt{\frac{n^{0,0}}{n}} \epsilon \left[\sqrt{\frac{n^{0,0}}{n}} \epsilon + p_0 + p_{Y,0} + 1 \right] + \sqrt{\frac{n^{0,1}}{n}} \epsilon \left[\sqrt{\frac{n^{0,1}}{n}} \epsilon + p_1 + p_{Y,1} + 1 \right] \\
& \quad + \frac{p_0(1 - p_{Y,0})}{2(n^{0,0} + 1)} + \frac{p_1(1 - p_{Y,1})}{2(n^{0,1} + 1)} \\
& \leq 2\epsilon + \epsilon^2 + \epsilon[\epsilon^2 + 4\epsilon + 2] + \epsilon^2 + 4\epsilon + \frac{p_0(1 - p_{Y,0})}{2(n^{0,0} + 1)} + \frac{p_1(1 - p_{Y,1})}{2(n^{0,1} + 1)} \\
& = \epsilon^3 + 6\epsilon^2 + 8\epsilon + \frac{p_0(1 - p_{Y,0})}{2(n^{0,0} + 1)} + \frac{p_1(1 - p_{Y,1})}{2(n^{0,1} + 1)}
\end{aligned}$$

Thus we complete the proof. \square

A.4 Theorem for the original candidate set K

Sometimes we would use the original candidate set K instead of the small set K' to achieve the optimal accuracy more precisely. Now we provide our results for the candidate set K .

We first prove Lemma 3.5.

Proof of Lemma 3.5. Since the domain of $q(x)$ is a closed set and $q(x)$ is continuous, we know that $q(x)$ is uniformly continuous. Thus we can easily find $F_{(+)}$ to satisfy the RHS. For $F_{(-)}$, we simply define $F_{(-)}(t) = \inf_x \{q(x+t) - q(t)\}$. Since $q(x+t) - q(t) > 0$ for $t > 0$ and the domain of x is a closed set, we have $F_{(-)}(\epsilon) > 0$ for $\epsilon > 0$ and $\lim_{\epsilon \rightarrow 0} F_{(-)}(\epsilon) = 0$. Now we complete the proof. \square

Now we provide the following theorem.

Theorem A.5. *Given $\alpha' < \alpha$. If $\min\{n^{1,0}, n^{1,1}\} \geq \lceil \frac{\log \frac{\delta}{2}}{\log(1-\alpha)} \rceil$. Suppose $\hat{\phi}$ is the final output of FaiREE, we have:*

- (1) $|DEOO(\hat{\phi})| < \alpha$ with probability $(1-\delta)^M$, where M is the size of the candidate set.
- (2) Suppose the density distribution functions of f^* under $A = a, Y = 1$ are continuous. When the input classifier f satisfies $|f(x, a) - f^*(x, a)| \leq \epsilon_0$, for any $\epsilon > 0$ such that $F_{(+)}^*(\epsilon) \leq \frac{\alpha - \alpha'}{2} - F_{(+)}^*(2\epsilon_0)$, we have

$$\mathbb{P}(\hat{\phi}(x, a) \neq Y) - \mathbb{P}(\phi_{\alpha'}^*(x, a) \neq Y) \leq 2F_{(+)}^*(2\epsilon_0) + 2F_{(+)}^*(\epsilon) + 2\epsilon^3 + 12\epsilon^2 + 16\epsilon + \frac{p_0(1-p_{Y,0})}{n^{0,0}+1} + \frac{p_1(1-p_{Y,1})}{n^{0,1}+1}$$

with probability $1 - (2M+4)(e^{-2n^{0,0}\epsilon^2} + e^{-2n^{0,1}\epsilon^2}) - (1 - F_{(-)}^{1,0}(2\epsilon))^{n^{1,0}} - (1 - F_{(-)}^{1,1}(2\epsilon))^{n^{1,1}}$.

Proof of Theorem A.5. The (1) of the theorem is a direct corollary from Theorem 3.2, now we prove the (2) of the theorem. The proof can be divided into two parts. The first part is to prove that there exist classifiers in our candidate set that are close to the fair Bayes-optimal classifier. The second part is to prove that our algorithm can successfully choose one of these classifiers with high probability.

We suppose the fair Bayes optimal classifier has the form $\phi_{\alpha'}^*(x, a) = \mathbb{1}\{f^*(x, a) > \lambda_a^*\}$. And the output classifier of our algorithm is of the form $\hat{\phi}(x, a) = \mathbb{1}\{f(x, a) > \lambda_a\}$.

For the first part, for any $\epsilon > 0$, from Lemma 3.5, $t^{1,a}$ has a positive probability $F_{(+)}^{1,a}(2\epsilon)$ to fall in the interval $[\lambda_a^* - \epsilon, \lambda_a^* + \epsilon]$, which implies that the probability that there exists $a \in \{0, 1\}$ such that all $t^{1,a}$'s fall out of $[\lambda_a^* - \epsilon, \lambda_a^* + \epsilon]$ is less than $(1 - F_{(+)}^{1,0}(2\epsilon))^{n^{1,0}} + (1 - F_{(+)}^{1,1}(2\epsilon))^{n^{1,1}}$. So with probability $1 - (1 - F_{(+)}^{1,0}(2\epsilon))^{n^{1,0}} - (1 - F_{(+)}^{1,1}(2\epsilon))^{n^{1,1}}$, there will exist $t^{1,a}$ in $[\lambda_a^* - \epsilon, \lambda_a^* + \epsilon]$, which we denote as $\phi_0(x, a) = \mathbb{1}\{f(x, a) > t_*^{1,a}\}$. We also denote $\phi_0^*(x, a) = \mathbb{1}\{f^*(x, a) > t_*^{1,a}\}$. Hence the gap between the classifier ϕ_0 and the Bayes-optimal classifier will be very close. In detail, we have

$$\begin{aligned} & |\mathbb{P}(\phi_0(x, a) \neq Y) - \mathbb{P}(\phi_{\alpha'}^*(x, a) \neq Y)| \\ & \leq |\mathbb{P}(\phi_0(x, a) \neq Y) - \mathbb{P}(\phi_0^*(x, a) \neq Y)| + |\mathbb{P}(\phi_0^*(x, a) \neq Y) - \mathbb{P}(\phi_{\alpha'}^*(x, a) \neq Y)| \\ & \leq \mathbb{P}(t_*^{1,a} - \epsilon_0 \leq f^*(x, a) \leq t_*^{1,a} + \epsilon_0) + \mathbb{P}(\min\{t_*^{1,a}, \lambda_a^*\} \leq f^*(x, a) \leq \max\{t_*^{1,a}, \lambda_a^*\}) \\ (\text{Lemma 3.5}) & \leq F_{(+)}^*(2\epsilon_0) + F_{(+)}^*(\max\{t_*^{1,a}, \lambda_a^*\} - \min\{t_*^{1,a}, \lambda_a^*\}) \\ & \leq F_{(+)}^*(2\epsilon_0) + 2F_{(+)}^*(\epsilon) \end{aligned}$$

so we complete the first part of the proof.

Now we come to the second part. First, we notice that $DEOO(\phi_0)$ and $DEOO(\phi_{\alpha'}^*)$ are close to each other.

$$\begin{aligned}
& || DEOO(\phi_0) | - | DEOO(\phi_{\alpha'}^*) || \\
& \leq || DEOO(\phi_0) | - | DEOO(\phi_0^*) || + || DEOO(\phi_0^*) | - | DEOO(\phi_{\alpha'}^*) || \\
& = || \mathbb{P}(f > t_{*}^{1,0} | Y = 1, A = 0) - \mathbb{P}(f > t_{*}^{1,1} | Y = 1, A = 1) | \\
& \quad - | \mathbb{P}(f^* > t_{*}^{1,0} | Y = 1, A = 0) - \mathbb{P}(f^* > t_{*}^{1,1} | Y = 1, A = 1) | || \\
& \quad + || \mathbb{P}(f^* > t_{*}^{1,0} | Y = 1, A = 0) - \mathbb{P}(f^* > t_{*}^{1,1} | Y = 1, A = 1) | \\
& \quad - | \mathbb{P}(f^* > \lambda_0^* | Y = 1, A = 0) - \mathbb{P}(f^* > \lambda_1^* | Y = 1, A = 1) | || \\
& \leq | \mathbb{P}(f > t_{*}^{1,0} | Y = 1, A = 0) - \mathbb{P}(f^* > t_{*}^{1,0} | Y = 1, A = 0) | \\
& \quad + | \mathbb{P}(f > t_{*}^{1,1} | Y = 1, A = 1) - \mathbb{P}(f^* > t_{*}^{1,1} | Y = 1, A = 1) | \\
& \quad + || \mathbb{P}(f^* > t_{*}^{1,0} | Y = 1, A = 0) - \mathbb{P}(f^* > t_{*}^{1,1} | Y = 1, A = 1) | \\
& \quad - | \mathbb{P}(f^* > \lambda_0^* | Y = 1, A = 0) - \mathbb{P}(f^* > \lambda_1^* | Y = 1, A = 1) | || \\
& \leq \mathbb{P}(t_{*}^{1,0} - \epsilon_0 \leq f^*(x, a) \leq t_{*}^{1,0} + \epsilon_0) + \mathbb{P}(t_{*}^{1,1} - \epsilon_0 \leq f^*(x, a) \leq t_{*}^{1,1} + \epsilon_0) \\
& \quad + | \mathbb{P}(f^* > t_{*}^{1,0} | Y = 1, A = 0) - \mathbb{P}(f^* > t_{*}^{1,1} | Y = 1, A = 1) | \\
& \quad - \mathbb{P}(f^* > \lambda_0^* | Y = 1, A = 0) + \mathbb{P}(f^* > \lambda_1^* | Y = 1, A = 1) | \\
& \leq 2F_{(+)}^*(2\epsilon_0) + \mathbb{P}(\min\{t_{*}^{1,a}, \lambda_a^*\} \leq f^*(x, a) \leq \max\{t_{*}^{1,a}, \lambda_a^*\}) \\
& \quad (\text{Lemma 3.5}) \leq 2F_{(+)}^*(2\epsilon_0) + F_{(+)}^*(\max\{t_{*}^{1,a}, \lambda_a^*\} - \min\{t_{*}^{1,a}, \lambda_a^*\}) \\
& \leq 2F_{(+)}^*(2\epsilon_0) + 2F_{(+)}^*(\epsilon)
\end{aligned}$$

Thus, $| DEOO(\phi_0) | \leq | DEOO(\phi_{\alpha'}^*) | + 2F_{(+)}^*(2\epsilon_0) + 2F_{(+)}^*(\epsilon) = \alpha' + 2F_{(+)}^*(2\epsilon_0) + 2F_{(+)}^*(\epsilon)$. If $F_{(+)}^*(\epsilon) \leq \frac{\alpha - \alpha'}{2} - F_{(+)}^*(2\epsilon_0)$, then there will exist at least one feasible classifier in the candidate set.

From Lemma A.2, we have the mis-classification error

$$| \mathbb{P}(\hat{\phi}_i(x, a) \neq Y) - [\frac{k_i^{1,0}}{n^{1,0}+1} p_0 p_{Y,0} + \frac{k_i^{1,1}}{n^{1,1}+1} p_1 p_{Y,1} + \frac{n^{0,0} + \frac{1}{2} - \mathbb{E}(k_i^{0,0})}{n^{0,0}+1} p_0 (1 - p_{Y,0}) + \frac{n^{0,1} + \frac{1}{2} - \mathbb{E}(k_i^{0,1})}{n^{0,1}+1} p_1 (1 - p_{Y,1})] | \leq \frac{p_0(1-p_{Y,0})}{2(n^{0,0}+1)} + \frac{p_1(1-p_{Y,1})}{2(n^{0,1}+1)}.$$

If we can accurately estimate the mis-classification error, than the second part is almost done. For the estimation of $\mathbb{E}(k_i^{0,0})$, we can easily use $k_i^{0,0}$. We notice that $k_i^{0,a}$ is the number of $t^{0,a}$'s such that $t^{0,a} < t_{(k_i^{1,a})}^{1,a}$, i.e. $k_i^{0,a} = \sum_{j=1}^{n^{0,1}} \mathbb{1}\{t_j^{0,a} < t_{(k_i^{1,a})}^{1,a}\}$.

Thus, from Hoeffding's inequality, we have with probability $1 - e^{-2n^{0,a}\epsilon^2}$,

$$\frac{k_i^{0,a} - \mathbb{E}(k_i^{0,a})}{n^{0,a}} = \frac{\sum_{j=1}^{n^{0,1}} \mathbb{1}\{t_j^{0,a} < t_{(k_i^{1,a})}^{1,a}\} - \sum_{j=1}^{n^{0,1}} \mathbb{E}(\mathbb{1}\{t_j^{0,a} < t_{(k_i^{1,a})}^{1,a}\})}{n^{0,a}} \leq \epsilon.$$

Similarly, with probability $1 - e^{-2n^{0,a}\epsilon^2}$,

$$\frac{k_i^{0,a} - \mathbb{E}(k_i^{0,a})}{n^{0,a}} = \frac{\sum_{j=1}^{n^{0,1}} \mathbb{1}\{t_j^{0,a} < t_{(k_i^{1,a})}^{1,a}\} - \sum_{j=1}^{n^{0,1}} \mathbb{E}(\mathbb{1}\{t_j^{0,a} < t_{(k_i^{1,a})}^{1,a}\})}{n^{0,a}} \geq -\epsilon.$$

Thus, $|\frac{k_i^{0,a} - \mathbb{E}(k_i^{0,a})}{n^{0,a}}| \leq \epsilon$ with probability $1 - 2e^{-2n^{0,a}\epsilon^2}$.

Then, it's easy to estimate p_a and $p_{Y,a}$ with $\hat{p}_a = \frac{n^{1,a} + n^{0,a}}{n}$ and $\hat{p}_{Y,a} = \frac{n^{Y,a}}{n}$ (n is the number of the total samples). Here, $\frac{n^{1,a} + n^{0,a}}{n} = \frac{\sum_{i=1}^n \mathbb{1}\{Z_i^a = 1\}}{n}$ and $\frac{n^{Y,a}}{n} = \frac{\sum_{i=1}^n \mathbb{1}\{Z_i^{Y,a} = 1\}}{n}$, where $Z_i^a \sim B(1, p_a)$ and $Z_i^{Y,a} \sim B(1, p_{Y,a})$. From Hoeffding's inequality, we have:

$$\mathbb{P}(|\hat{p}_a - p_a| \geq \sqrt{\frac{n^{0,a}}{n}}\epsilon) \leq 2e^{-2n^{0,a}\epsilon^2},$$

$$\mathbb{P}(|\hat{p}_{Y,a} - p_{Y,a}| \geq \sqrt{\frac{n^{0,a}}{n}}\epsilon) \leq 2e^{-2n^{0,a}\epsilon^2}$$

Thus, with probability $1 - 6e^{-2n^{0,a}\epsilon^2}$, we have:

$$\begin{cases} |\hat{p}_a - p_a| \leq \sqrt{\frac{n^{0,a}}{n}}\epsilon \\ |\hat{p}_{Y,a} - p_{Y,a}| \leq \sqrt{\frac{n^{0,a}}{n}}\epsilon \\ |\frac{k_i^{0,a} - \mathbb{E}(k_i^{0,a})}{n^{0,a}}| \leq \epsilon \end{cases}$$

Hence, we have with probability $1 - (2M + 4)(e^{-2n^{0,0}\epsilon^2} + e^{-2n^{0,1}\epsilon^2})$, for each $i \in \{1, \dots, M\}$,

$$\begin{aligned}
& |\mathbb{P}(\hat{\phi}_i(x, a) \neq Y) - \hat{\mathbb{P}}(\hat{\phi}_i(x, a) \neq Y)| \\
& \leq \left| \frac{k_i^{1,0}}{n^{1,0} + 1} p_0 p_{Y,0} + \frac{k_i^{1,1}}{n^{1,1} + 1} p_1 p_{Y,1} + \frac{n^{0,0} + 0.5 - \mathbb{E}(k_i^{0,0})}{n^{0,0} + 1} p_0 (1 - p_{Y,0}) + \frac{n^{0,1} + 0.5 - \mathbb{E}(k_i^{0,1})}{n^{0,1} + 1} p_1 (1 - p_{Y,1}) \right. \\
& \quad \left. - \left[\frac{k_i^{1,0}}{n^{1,0} + 1} \hat{p}_0 \hat{p}_{Y,0} + \frac{k_i^{1,1}}{n^{1,1} + 1} \hat{p}_1 \hat{p}_{Y,1} + \frac{n^{0,0} + 0.5 - k_i^{0,0}}{n^{0,0} + 1} \hat{p}_0 (1 - \hat{p}_{Y,0}) + \frac{n^{0,1} + 0.5 - k_i^{0,1}}{n^{0,1} + 1} \hat{p}_1 (1 - \hat{p}_{Y,1}) \right] \right| \\
& \quad + \frac{p_0(1 - p_{Y,0})}{2(n^{0,0} + 1)} + \frac{p_1(1 - p_{Y,1})}{2(n^{0,1} + 1)} \\
& \leq \epsilon \left[\sqrt{\frac{n^{0,0}}{n}} \frac{k_i^{1,0}}{n^{1,0} + 1} (p_0 + p_{Y,0}) + \sqrt{\frac{n^{0,1}}{n}} \frac{k_i^{1,1}}{n^{1,1} + 1} (p_1 + p_{Y,1}) \right] + \epsilon^2 \left(\frac{n^{0,0}}{n} \frac{k_i^{1,0}}{n^{1,0} + 1} + \frac{n^{0,1}}{n} \frac{k_i^{1,1}}{n^{1,1} + 1} \right) \\
& \quad + \epsilon \left[\frac{n^{0,0}}{n^{0,0} + 1} [p_0 + p_0 p_{Y,0} + \sqrt{\frac{n^{0,0}}{n}} \epsilon (\sqrt{\frac{n^{0,0}}{n}} \epsilon + p_0 + p_{Y,0} + 1)] \right. \\
& \quad \left. + \frac{n^{0,1}}{n^{0,1} + 1} [p_1 + p_1 p_{Y,1} + \sqrt{\frac{n^{0,1}}{n}} \epsilon (\sqrt{\frac{n^{0,1}}{n}} \epsilon + p_1 + p_{Y,1} + 1)] \right] \\
& \quad + \frac{n^{0,0} + 0.5 - \mathbb{E}(k_i^{0,0})}{n^{0,0} + 1} \sqrt{\frac{n^{0,0}}{n}} \epsilon [\sqrt{\frac{n^{0,0}}{n}} \epsilon + p_0 + p_{Y,0} + 1] \\
& \quad + \frac{n^{0,1} + 0.5 - \mathbb{E}(k_i^{0,1})}{n^{0,1} + 1} \sqrt{\frac{n^{0,1}}{n}} \epsilon [\sqrt{\frac{n^{0,1}}{n}} \epsilon + p_1 + p_{Y,1} + 1] \\
& \quad + \frac{p_0(1 - p_{Y,0})}{2(n^{0,0} + 1)} + \frac{p_1(1 - p_{Y,1})}{2(n^{0,1} + 1)}
\end{aligned}$$

Further, we obtain

$$\begin{aligned}
& |\mathbb{P}(\hat{\phi}_i(x, a) \neq Y) - \hat{\mathbb{P}}(\hat{\phi}_i(x, a) \neq Y)| \\
& \leq \epsilon \left[\sqrt{\frac{n^{0,0}}{n}} (p_0 + p_{Y,0}) + \sqrt{\frac{n^{0,1}}{n}} (p_1 + p_{Y,1}) \right] + \epsilon^2 \left(\frac{n^{0,0}}{n} + \frac{n^{0,1}}{n} \right) \\
& \quad + \epsilon \left[\frac{n^{0,0}}{n^{0,0} + 1} [p_0 + p_0 p_{Y,0} + \sqrt{\frac{n^{0,0}}{n}} \epsilon (\sqrt{\frac{n^{0,0}}{n}} \epsilon + p_0 + p_{Y,0} + 1)] \right. \\
& \quad \left. + \frac{n^{0,1}}{n^{0,1} + 1} [p_1 + p_1 p_{Y,1} + \sqrt{\frac{n^{0,1}}{n}} \epsilon (\sqrt{\frac{n^{0,1}}{n}} \epsilon + p_1 + p_{Y,1} + 1)] \right] \\
& \quad + \sqrt{\frac{n^{0,0}}{n}} \epsilon [\sqrt{\frac{n^{0,0}}{n}} \epsilon + p_0 + p_{Y,0} + 1] \\
& \quad + \sqrt{\frac{n^{0,1}}{n}} \epsilon [\sqrt{\frac{n^{0,1}}{n}} \epsilon + p_1 + p_{Y,1} + 1] \\
& \quad + \frac{p_0(1 - p_{Y,0})}{2(n^{0,0} + 1)} + \frac{p_1(1 - p_{Y,1})}{2(n^{0,1} + 1)} \\
& \leq 2\epsilon + \epsilon^2 + \epsilon[\epsilon^2 + 4\epsilon + 2] + \epsilon^2 + 4\epsilon \\
& \quad + \frac{p_0(1 - p_{Y,0})}{2(n^{0,0} + 1)} + \frac{p_1(1 - p_{Y,1})}{2(n^{0,1} + 1)} \\
& = \epsilon^3 + 6\epsilon^2 + 8\epsilon + \frac{p_0(1 - p_{Y,0})}{2(n^{0,0} + 1)} + \frac{p_1(1 - p_{Y,1})}{2(n^{0,1} + 1)}
\end{aligned}$$

Combining two parts together, we have:

$$\text{with probability } 1 - (2M + 4)(e^{-2n^{0,0}\epsilon^2} + e^{-2n^{0,1}\epsilon^2}) - (1 - F_{(-)}^{1,0}(2\epsilon))^{n^{1,0}} - (1 - F_{(-)}^{1,1}(2\epsilon))^{n^{1,1}},$$

$$\mathbb{P}(\hat{\phi}(x, a) \neq Y) - \mathbb{P}(\phi_{\alpha'}^*(x, a) \neq Y) \leq 2F_{(+)}^*(\epsilon) + 2F_{(+)}^*(2\epsilon_0) + 2\epsilon^3 + 12\epsilon^2 + 16\epsilon + \frac{p_0(1 - p_{Y,0})}{n^{0,0} + 1} + \frac{p_1(1 - p_{Y,1})}{n^{0,1} + 1}.$$

Now we complete the proof. \square

A.5 Proof of Theorem 3.6

Proof. The (1) of the theorem is a direct corollary from Theorem 3.2, now we prove the (2) of the theorem.

It's sufficient to modify the first part of the proof of Theorem A.5 and the second part simply follows Theorem A.5.

For the first part, for any $\epsilon > 0$, from Lemma 3.5, $t^{1,0}$ has a positive probability $F_{(-)}^{1,0}(2\epsilon)$ to fall in the interval $[\lambda_0^* - \epsilon, \lambda_0^* + \epsilon]$, which implies that the probability that all $t^{1,0}$'s fall out of $[\lambda_0^* - \epsilon, \lambda_0^* + \epsilon]$ is less than $(1 - F_{(-)}^{1,0}(2\epsilon))^{n^{1,0}}$. So with probability $1 - (1 - F_{(-)}^{1,0}(2\epsilon))^{n^{1,0}}$, there will exist $t^{1,0}$ in $[\lambda_0^* - \epsilon, \lambda_0^* + \epsilon]$, which we denote as λ_0 . We denote the corresponding classifier as $\mathbb{1}\{f(x, a) > \lambda_a\}$. From the proof of Theorem A.5, we have with probability $1 - 4e^{-2n^{0,a}\epsilon^2} - (1 - F_{(-)}^{1,0}(2\epsilon))^{n^{1,0}}$,

$$\begin{cases} |\hat{p}_a - p_a| \leq \sqrt{\frac{n^{0,a}}{n}}\epsilon \\ |\hat{p}_{Y,a} - p_{Y,a}| \leq \sqrt{\frac{n^{0,a}}{n}}\epsilon \\ |\lambda_0 - \lambda_0^*| \leq \epsilon \end{cases}$$

We have the following equalities:

$$\begin{cases} \lambda_1^* = \frac{1}{2 - \frac{(\frac{1}{\lambda_0^*} - 2)p_0 p_{Y,0}}{p_1 p_{Y,1}}} \\ \lambda_1 = \frac{1}{2 - \frac{(\frac{1}{\lambda_0} - 2)\hat{p}_0 \hat{p}_{Y,0}}{\hat{p}_1 \hat{p}_{Y,1}}} \end{cases}$$

Hence,

$$\begin{cases} \frac{p_0 p_{Y,0}}{\lambda_0^*} + \frac{p_1 p_{Y,1}}{\lambda_1^*} = 2(p_0 p_{Y,0} + p_1 p_{Y,1}) \\ \frac{\hat{p}_0 \hat{p}_{Y,0}}{\lambda_0} + \frac{\hat{p}_1 \hat{p}_{Y,1}}{\lambda_1} = 2(\hat{p}_0 \hat{p}_{Y,0} + \hat{p}_1 \hat{p}_{Y,1}) \end{cases}$$

By subtracting, we have

$$(2 - \frac{1}{\lambda_1})\hat{p}_1 \hat{p}_{Y,1} - (2 - \frac{1}{\lambda_1^*})p_1 p_{Y,1} = (\frac{1}{\lambda_0} - 2)\hat{p}_0 \hat{p}_{Y,0} - (\frac{1}{\lambda_0^*} - 2)p_0 p_{Y,0}.$$

We have

$$\begin{aligned}
& (\frac{1}{\lambda_0} - 2)\hat{p}_0\hat{p}_{Y,0} - (\frac{1}{\lambda_0^*} - 2)p_0p_{Y,0} \\
& \leq (\frac{1}{\lambda_0} - 2)(p_0 + \sqrt{\frac{n^{0,0}}{n}}\epsilon)(p_{Y,0} + \sqrt{\frac{n^{0,0}}{n}}\epsilon) - (\frac{1}{\lambda_0^*} - 2)p_0p_{Y,0} \\
& \leq \frac{\epsilon}{\lambda_0^*(\lambda_0^* - \epsilon)}p_0p_{Y,0} + \sqrt{\frac{n^{0,0}}{n}}\epsilon(\frac{1}{\lambda_0^* - \epsilon} - 2)(p_0 + p_{Y,0} + \sqrt{\frac{n^{0,0}}{n}}\epsilon)
\end{aligned}$$

Similarly, we have

$$\begin{aligned}
& (\frac{1}{\lambda_0} - 2)\hat{p}_0\hat{p}_{Y,0} - (\frac{1}{\lambda_0^*} - 2)p_0p_{Y,0} \\
& \geq -\frac{\epsilon}{\lambda_0^*(\lambda_0^* + \epsilon)}p_0p_{Y,0} + \sqrt{\frac{n^{0,0}}{n}}\epsilon(\frac{1}{\lambda_0^* + \epsilon} - 2)(-p_0 - p_{Y,0} + \sqrt{\frac{n^{0,0}}{n}}\epsilon); \\
& (2 - \frac{1}{\lambda_1})\hat{p}_1\hat{p}_{Y,1} - (2 - \frac{1}{\lambda_1^*})p_1p_{Y,1} \\
& \leq (\frac{1}{\lambda_1^*} - \frac{1}{\lambda_1})p_1p_{Y,1} + \sqrt{\frac{n^{0,1}}{n}}\epsilon(2 - \frac{1}{\lambda_1})(p_1 + p_{Y,1} + \sqrt{\frac{n^{0,1}}{n}}\epsilon); \\
& (2 - \frac{1}{\lambda_1})\hat{p}_1\hat{p}_{Y,1} - (2 - \frac{1}{\lambda_1^*})p_1p_{Y,1} \\
& \geq (\frac{1}{\lambda_1^*} - \frac{1}{\lambda_1})p_1p_{Y,1} + \sqrt{\frac{n^{0,1}}{n}}\epsilon(2 - \frac{1}{\lambda_1})(-p_1 - p_{Y,1} + \sqrt{\frac{n^{0,1}}{n}}\epsilon).
\end{aligned}$$

Now, we get:

$$\left\{ \begin{aligned} & (\frac{1}{\lambda_1^*} - \frac{1}{\lambda_1})p_1p_{Y,1} + \sqrt{\frac{n^{0,1}}{n}}\epsilon(2 - \frac{1}{\lambda_1})(-p_1 - p_{Y,1} + \sqrt{\frac{n^{0,1}}{n}}\epsilon) \\ & \leq \frac{\epsilon}{\lambda_0^*(\lambda_0^* - \epsilon)}p_0p_{Y,0} + \sqrt{\frac{n^{0,0}}{n}}\epsilon(\frac{1}{\lambda_0^* - \epsilon} - 2)(p_0 + p_{Y,0} + \sqrt{\frac{n^{0,0}}{n}}\epsilon) \\ & (\frac{1}{\lambda_1^*} - \frac{1}{\lambda_1})p_1p_{Y,1} + \sqrt{\frac{n^{0,1}}{n}}\epsilon(2 - \frac{1}{\lambda_1})(p_1 + p_{Y,1} + \sqrt{\frac{n^{0,1}}{n}}\epsilon) \\ & \geq -\frac{\epsilon}{\lambda_0^*(\lambda_0^* + \epsilon)}p_0p_{Y,0} + \sqrt{\frac{n^{0,0}}{n}}\epsilon(\frac{1}{\lambda_0^* + \epsilon} - 2)(-p_0 - p_{Y,0} + \sqrt{\frac{n^{0,0}}{n}}\epsilon) \end{aligned} \right.$$

Hence, we have:

$$\begin{aligned}
& \lambda_1 - \lambda_1^* \\
& \leq \frac{\lambda_1\lambda_1^*}{p_1p_{Y,1}} \left[\frac{\epsilon}{\lambda_0^*(\lambda_0^* - \epsilon)}p_0p_{Y,0} + \sqrt{\frac{n^{0,0}}{n}}\epsilon(\frac{1}{\lambda_0^* - \epsilon} - 2)(p_0 + p_{Y,0} + \sqrt{\frac{n^{0,0}}{n}}\epsilon) - 2\sqrt{\frac{n^{0,1}}{n}}\epsilon(-p_1 - p_{Y,1} + \sqrt{\frac{n^{0,1}}{n}}\epsilon) \right]
\end{aligned}$$

and

$$\begin{aligned}
& \lambda_1 - \lambda_1^* \\
& \geq \frac{\lambda_1\lambda_1^*}{p_1p_{Y,1}} \left[-\frac{\epsilon}{\lambda_0^*(\lambda_0^* + \epsilon)}p_0p_{Y,0} + \sqrt{\frac{n^{0,0}}{n}}\epsilon(\frac{1}{\lambda_0^* + \epsilon} - 2)(-p_0 - p_{Y,0} + \sqrt{\frac{n^{0,0}}{n}}\epsilon) - 2\sqrt{\frac{n^{0,1}}{n}}\epsilon(p_1 + p_{Y,1} + \sqrt{\frac{n^{0,1}}{n}}\epsilon) \right]
\end{aligned}$$

Thus, we have:

$$|\lambda_1 - \lambda_1^*| \leq \frac{\frac{\epsilon}{\lambda_0^*(\lambda_0^* - \epsilon)}p_0p_{Y,0} + \epsilon(\frac{1}{\lambda_0^* - \epsilon} - 2)(2 + \epsilon) + 4\epsilon}{p_1p_{Y,1}}$$

Now, combined with above, we have with probability $1 - 4e^{-2n^{0,a}\epsilon^2} - (1 - F_{(-)}^{1,0}(2\epsilon))^{n^{1,0}}$,

$$\left\{ \begin{array}{l} |\hat{p}_a - p_a| \leq \sqrt{\frac{n^{0,a}}{n}}\epsilon \\ |\hat{p}_{Y,a} - p_{Y,a}| \leq \sqrt{\frac{n^{0,a}}{n}}\epsilon \\ |\lambda_0 - \lambda_0^*| \leq \epsilon \\ |\lambda_1 - \lambda_1^*| \leq \frac{\frac{\epsilon}{\lambda_0^*(\lambda_0^* - \epsilon)}p_0p_{Y,0} + \epsilon(\frac{1}{\lambda_0^* - \epsilon} - 2)(2 + \epsilon) + 4\epsilon}{p_1p_{Y,1}} \end{array} \right.$$

From the proof of Theorem A.5, we have:

If $F_{(+)}^*(\epsilon) \leq \frac{\alpha - \alpha'}{2} - F_{(+)}^*(2\epsilon_0)$, then with probability $1 - (2M+4)(e^{-2n^{0,0}\epsilon^2} + e^{-2n^{0,1}\epsilon^2}) - (1 - F_{(-)}^{1,0}(2\epsilon))^{n^{1,0}}$,

$$\begin{aligned} & \mathbb{P}(\hat{\phi}(x, a) \neq Y) - \mathbb{P}(\phi_{\alpha'}^*(x, a) \neq Y) \\ & \leq 2F_{(+)}^*(2\epsilon_0) + F_{(+)}^*(\epsilon) + F_{(+)}^*\left(\frac{\frac{\epsilon}{\lambda_0^*(\lambda_0^* - \epsilon)}p_0p_{Y,0} + \epsilon(\frac{1}{\lambda_0^* - \epsilon} - 2)(2 + \epsilon) + 4\epsilon}{p_1p_{Y,1}}\right) + 2\epsilon^3 + 12\epsilon^2 + 16\epsilon. \end{aligned}$$

Now we complete the proof. \square

A.6 Fair Bayes-optimal Classifiers under Equalized Odds

Theorem A.6 (Fair Bayes-optimal Classifiers under Equalized Odds). *Let $EO^* = \text{DEO}(f^*) = (E^*, P^*)$. For any $\alpha > 0$, there exist $0 < \alpha_1 \leq \alpha$ and $0 < \alpha_2 \leq \alpha$ such that all fair Bayes-optimal classifiers $f_{EO,\alpha}^*$ under the fairness constraint $|\text{DEO}(f)| \preceq (\alpha_1, \alpha_2)$ are given as below:*

- When $|\text{DEO}(f^*)| \preceq (\alpha_1, \alpha_2)$, $f_{EO,\alpha}^* = f^*$.
- When $E^* > \alpha_1$ or $P^* > \alpha_2$, for all $x \in \mathcal{X}$ and $a \in \mathcal{A}$, there exist $t_{1,EO,\alpha}^*$ and $t_{2,EO,\alpha}^*$ such that

$$\begin{aligned} f_{EO,\alpha}^*(x, a) = & I\left(\eta_a(x) > \frac{p_a p_{Y,a} + (2a-1)\frac{P_{Y,a}}{1-P_{Y,a}}t_{2,EO,\alpha}^*}{2p_a p_{Y,a} + (2a-1)(\frac{P_{Y,a}}{1-P_{Y,a}}t_{2,EO,\alpha}^* - t_{1,EO,\alpha}^*)}\right) \\ & + a\tau_{EO,\alpha}^* I\left(\eta_a(x) = \frac{p_a p_{Y,a} + (2a-1)\frac{P_{Y,a}}{1-P_{Y,a}}t_{2,EO,\alpha}^*}{2p_a p_{Y,a} + (2a-1)(\frac{P_{Y,a}}{1-P_{Y,a}}t_{2,EO,\alpha}^* - t_{1,EO,\alpha}^*)}\right), \end{aligned}$$

Here, we assume $P_{X|A=1,Y=1}\left(\eta_1(X) = \frac{p_1 p_{Y,1} + \frac{P_{Y,1}}{1-P_{Y,1}}t_{2,EO,\alpha}^*}{2p_1 p_{Y,1} + \frac{P_{Y,1}}{1-P_{Y,1}}t_{2,EO,\alpha}^* - t_{1,EO,\alpha}^*}\right) = 0$ and thus $\tau_{EO,\alpha}^* \in [0, 1]$ can be an arbitrary constant.

To prove Theorem A.6, we first introduce the Neyman-Pearson Lemma.

Lemma A.7. (Generalized Neyman-Pearson lemma). Let f_0, f_1, \dots, f_m be $m+1$ real-valued functions defined on a Euclidean space \mathcal{X} . Assume they are ν -integrable for a σ -finite measure ν . Let ϕ_0 be any function of the form

$$\phi_0(x) = \begin{cases} 1, & f_0(x) > \sum_{i=1}^m c_i f_i(x) \\ \gamma(x) & f_0(x) = \sum_{i=1}^m c_i f_i(x) \\ 0, & f_0(x) < \sum_{i=1}^m c_i f_i(x) \end{cases}$$

where $0 \leq \gamma(x) \leq 1$ for all $x \in \mathcal{X}$. For given constants $t_1, \dots, t_m \in \mathbb{R}$, let \mathcal{T} be the class of Borel functions $\phi : \mathcal{X} \mapsto \mathbb{R}$ satisfying

$$\int_{\mathcal{X}} \phi f_i d\nu \leq t_i, \quad i = 1, 2, \dots, m \quad (5)$$

and \mathcal{T}_0 be the set of ϕ s in \mathcal{T} satisfying (5) with all inequalities replaced by equalities. If $\phi_0 \in \mathcal{T}_0$, then $\phi_0 \in \operatorname{argmax}_{\phi \in \mathcal{T}_0} \int_{\mathcal{X}} \phi f_0 d\nu$. Moreover, if $c_i \geq 0$ for all $i = 1, \dots, m$, then $\phi_0 \in \operatorname{argmax}_{\phi \in \mathcal{T}} \int_{\mathcal{X}} \phi f_0 d\nu$.

Then we come to prove the theorem.

Proof. If $|EO^*| \preceq (\alpha, \alpha)$, we are done since f^* is just our target classifier. Now, we assume $|EO^*| \preceq (\alpha, \alpha)$ does not hold. Let f be a classifier that gives output $\hat{Y} = 1$ with probability $f(x, a)$ under $X = x$ and $A = a$. The mis-classification error for f is

$$\begin{aligned} R(f) &= \mathbb{P}(\hat{Y} \neq Y) = 1 - \mathbb{P}(\hat{Y} = 1, Y = 1) - \mathbb{P}(\hat{Y} = 0, Y = 0) \\ &= \mathbb{P}(\hat{Y} = 1, Y = 0) - \mathbb{P}(\hat{Y} = 1, Y = 1) + \mathbb{P}(Y = 1) \end{aligned}$$

Thus, to minimize the mis-classification error is just equivalent to maximize $\mathbb{P}(\hat{Y} = 1, Y = 0) - \mathbb{P}(\hat{Y} = 1, Y = 1)$, which can be expressed as:

$$\begin{aligned} &\mathbb{P}(\hat{Y} = 1, Y = 1) - \mathbb{P}(\hat{Y} = 1, Y = 0) \\ &= \mathbb{P}_{X|A=1, Y=1}(\hat{Y} = 1) p_1 p_{Y,1} + \mathbb{P}_{X|A=0, Y=1}(\hat{Y} = 1) (1 - p_1) p_{Y,0} \\ &\quad - \mathbb{P}_{X|A=1, Y=0}(\hat{Y} = 1) p_1 (1 - p_{Y,1}) - \mathbb{P}_{X|A=0, Y=0}(\hat{Y} = 1) (1 - p_1) (1 - p_{Y,0}) \\ &= p_1 \left[p_{Y,1} \int_{\mathcal{X}} f(x, 1) d\mathbb{P}_{X|1,1}(x) - (1 - p_{Y,1}) \int_{\mathcal{X}} f(x, 1) d\mathbb{P}_{X|A=1, Y=0}(x) \right] \\ &\quad + (1 - p_1) \left[p_{Y,0} \int_{\mathcal{X}} f(x, 0) d\mathbb{P}_{X|A=0, Y=1}(x) - (1 - p_{Y,0}) \int_{\mathcal{X}} f(x, 0) d\mathbb{P}_{X|A=0, Y=0}(x) \right] \\ &= \int_{\mathcal{A}} \int_{\mathcal{X}} f(x, a) M(x, a) d\mathbb{P}_X(x) d\mathbb{P}(a) \end{aligned}$$

with

$$\begin{aligned} M(x, a) &= ap_1 \left[p_{Y,1} \frac{d\mathbb{P}_{X|A=1, Y=1}(x)}{d\mathbb{P}_X(x)} - (1 - p_{Y,1}) \frac{d\mathbb{P}_{X|A=1, Y=0}(x)}{d\mathbb{P}_X(x)} \right] \\ &\quad + (1 - a)p_0 \left[p_{Y,0} \frac{d\mathbb{P}_{X|A=0, Y=1}(x)}{d\mathbb{P}_X(x)} - (1 - p_{Y,0}) \frac{d\mathbb{P}_{X|A=0, Y=0}(x)}{d\mathbb{P}_X(x)} \right]. \end{aligned} \quad (6)$$

Next, for any classifier f , we have,

$$\begin{aligned}
DEO(f) &= (\mathbb{P}_{X|A=1,Y=1}(\hat{Y}=1) - \mathbb{P}_{X|A=0,Y=1}(\hat{Y}=1), \mathbb{P}_{X|A=1,Y=0}(\hat{Y}=1) - \mathbb{P}_{X|A=0,Y=0}(\hat{Y}=1)) \\
&= \left(\int_{\mathcal{X}} f(x,1) d\mathbb{P}_{X|A=1,Y=1}(x) - \int_{\mathcal{X}} f(x,0) d\mathbb{P}_{X|A=0,Y=1}(x), \right. \\
&\quad \left. \int_{\mathcal{X}} f(x,1) d\mathbb{P}_{X|A=1,Y=0}(x) - \int_{\mathcal{X}} f(x,0) d\mathbb{P}_{X|A=0,Y=0}(x) \right) \\
&= \left(\int_{\mathcal{A}} \int_{\mathcal{X}} f(x,a) H_E(x,a) d\mathbb{P}_X(x) d\mathbb{P}(a), \int_{\mathcal{A}} \int_{\mathcal{X}} f(x,a) H_P(x,a) d\mathbb{P}_X(x) d\mathbb{P}(a) \right)
\end{aligned}$$

with

$$\begin{cases} H_E(x,a) = \frac{a d\mathbb{P}_{X|A=1,Y=1}(x)}{p_1 d\mathbb{P}_X(x)} - \frac{(1-a) d\mathbb{P}_{X|A=0,Y=1}(x)}{p_0 d\mathbb{P}_X(x)} \\ H_P(x,a) = \frac{a d\mathbb{P}_{X|A=1,Y=0}(x)}{p_1 d\mathbb{P}_X(x)} - \frac{(1-a) d\mathbb{P}_{X|A=0,Y=0}(x)}{p_0 d\mathbb{P}_X(x)}. \end{cases} \quad (7)$$

Since $\lim_{t_2 \rightarrow \infty} \frac{p_1^2 p_{Y,1} + \frac{p_{Y,1}}{1-p_{Y,1}} t_2}{2p_1^2 p_{Y,1} + \frac{p_{Y,1}}{1-p_{Y,1}} t_2 - t_1} = \lim_{t_2 \rightarrow \infty} \frac{p_0^2 p_{Y,0} - \frac{p_{Y,0}}{1-p_{Y,0}} t_2}{2p_0^2 p_{Y,0} - \frac{p_{Y,0}}{1-p_{Y,0}} t_2 + t_1} = 1$, we have:

$$\begin{aligned}
\lim_{t_2 \rightarrow \infty} \mathbb{P}_{X|A=1,Y=1}(\eta_1(x)) &> \frac{p_1^2 p_{Y,1} + \frac{p_{Y,1}}{1-p_{Y,1}} t_2}{2p_1^2 p_{Y,1} + \frac{p_{Y,1}}{1-p_{Y,1}} t_2 - t_1} \\
&= \lim_{t_2 \rightarrow \infty} \mathbb{P}_{X|A=0,Y=1}(\eta_0(x)) > \frac{p_0^2 p_{Y,0} - \frac{p_{Y,0}}{1-p_{Y,0}} t_2}{2p_0^2 p_{Y,0} - \frac{p_{Y,0}}{1-p_{Y,0}} t_2 + t_1} \\
&= 0
\end{aligned}$$

and

$$\begin{aligned}
\lim_{t_2 \rightarrow \infty} \mathbb{P}_{X|A=1,Y=0}(\eta_1(x)) &> \frac{p_1^2 p_{Y,1} + \frac{p_{Y,1}}{1-p_{Y,1}} t_2}{2p_1^2 p_{Y,1} + \frac{p_{Y,1}}{1-p_{Y,1}} t_2 - t_1} \\
&= \lim_{t_2 \rightarrow \infty} \mathbb{P}_{X|A=0,Y=0}(\eta_0(x)) > \frac{p_0^2 p_{Y,0} - \frac{p_{Y,0}}{1-p_{Y,0}} t_2}{2p_0^2 p_{Y,0} - \frac{p_{Y,0}}{1-p_{Y,0}} t_2 + t_1} \\
&= 0
\end{aligned}$$

So there exist $t_{1,EO,\alpha}^*$ and $t_{2,EO,\alpha}^*$, such that:

$t_{1,EO,\alpha}^* \frac{E^*}{|E^*|} > 0$, $t_{2,EO,\alpha}^* \frac{P^*}{|P^*|} > 0$, and

$$\begin{cases} \frac{E^*}{|E^*|} [\mathbb{P}_{X|A=1,Y=1}(\eta_1(x) > \frac{p_1^2 p_{Y,1} + \frac{p_{Y,1}}{1-p_{Y,1}} t_{2,EO,\alpha}^*}{2p_1^2 p_{Y,1} + \frac{p_{Y,1}}{1-p_{Y,1}} t_{2,EO,\alpha}^* - t_{1,EO,\alpha}^*}) + \tau \mathbb{P}_{X|A=1,Y=1}(\eta_1(x) = \frac{p_1^2 p_{Y,1} + \frac{p_{Y,1}}{1-p_{Y,1}} t_{2,EO,\alpha}^*}{2p_1^2 p_{Y,1} + \frac{p_{Y,1}}{1-p_{Y,1}} t_{2,EO,\alpha}^* - t_{1,EO,\alpha}^*}) \\ \quad - \mathbb{P}_{X|A=0,Y=1}(\eta_0(x) > \frac{p_0^2 p_{Y,0} - \frac{p_{Y,0}}{1-p_{Y,0}} t_{2,EO,\alpha}^*}{2p_0^2 p_{Y,0} - \frac{p_{Y,0}}{1-p_{Y,0}} t_{2,EO,\alpha}^* + t_{1,EO,\alpha}^*})] = \alpha_1 < \alpha \\ \frac{P^*}{|P^*|} [\mathbb{P}_{X|A=1,Y=0}(\eta_1(x) > \frac{p_1^2 p_{Y,1} + \frac{p_{Y,1}}{1-p_{Y,1}} t_{2,EO,\alpha}^*}{2p_1^2 p_{Y,1} + \frac{p_{Y,1}}{1-p_{Y,1}} t_{2,EO,\alpha}^* - t_{1,EO,\alpha}^*}) + \tau \mathbb{P}_{X|A=1,Y=0}(\eta_1(x) = \frac{p_1^2 p_{Y,1} + \frac{p_{Y,1}}{1-p_{Y,1}} t_{2,EO,\alpha}^*}{2p_1^2 p_{Y,1} + \frac{p_{Y,1}}{1-p_{Y,1}} t_{2,EO,\alpha}^* - t_{1,EO,\alpha}^*}) \\ \quad - \mathbb{P}_{X|A=0,Y=0}(\eta_0(x) > \frac{p_0^2 p_{Y,0} - \frac{p_{Y,0}}{1-p_{Y,0}} t_{2,EO,\alpha}^*}{2p_0^2 p_{Y,0} - \frac{p_{Y,0}}{1-p_{Y,0}} t_{2,EO,\alpha}^* + t_{1,EO,\alpha}^*})] = \alpha_2 < \alpha \end{cases}$$

We consider the constraint,

$$\begin{cases} \frac{E^*}{|E^*|} \int_{\mathcal{A}} \int_{\mathcal{X}} f(x, a) H_E(x, a) d\mathbb{P}_X(x) d\mathbb{P}(a) \leq \alpha_1 \\ \frac{F^*}{|F^*|} \int_{\mathcal{A}} \int_{\mathcal{X}} f(x, a) H_P(x, a) d\mathbb{P}_X(x) d\mathbb{P}(a) \leq \alpha_2. \end{cases} \quad (8)$$

Let f be the classifier of the form:

$$f_{s_1, s_2, \tau}(x, a) = \begin{cases} 1, & M(x, a) > s_1 \frac{E^*}{|E^*|} H_E(x, a) + s_2 \frac{P^*}{|P^*|} H_P(x, a); \\ a\tau, & M(x, a) = s_1 \frac{E^*}{|E^*|} H_E(x, a) + s_2 \frac{P^*}{|P^*|} H_P(x, a); \\ 0, & M(x, a) < s_1 \frac{E^*}{|E^*|} H_E(x, a) + s_2 \frac{P^*}{|P^*|} H_P(x, a), \end{cases} \quad (9)$$

From (6) & (7), $M(x, a) > s_1 \frac{E^*}{|E^*|} H_E(x, a) + s_2 \frac{P^*}{|P^*|} H_P(x, a)$ is equal to

$$\begin{aligned} & ap_1 \left[p_{Y,1} \frac{d\mathbb{P}_{X|A=1,Y=1}(x)}{d\mathbb{P}_X(x)} - (1 - p_{Y,1}) \frac{d\mathbb{P}_{X|A=1,Y=0}(x)}{d\mathbb{P}_X(x)} \right] \\ & + (1 - a)p_0 \left[p_{Y,0} \frac{d\mathbb{P}_{X|A=0,Y=1}(x)}{d\mathbb{P}_X(x)} - (1 - p_{Y,0}) \frac{d\mathbb{P}_{X|A=0,Y=0}(x)}{d\mathbb{P}_X(x)} \right] \\ & > \frac{E^*}{|E^*|} s_1 \left(\frac{ad\mathbb{P}_{X|A=1,Y=1}(x)}{p_1 d\mathbb{P}_X(x)} - \frac{(1 - a)d\mathbb{P}_{X|A=0,Y=1}(x)}{p_0 d\mathbb{P}_X(x)} \right) \\ & + \frac{P^*}{|P^*|} s_2 \left(\frac{ad\mathbb{P}_{X|A=1,Y=0}(x)}{p_1 d\mathbb{P}_X(x)} - \frac{(1 - a)d\mathbb{P}_{X|A=0,Y=0}(x)}{p_0 d\mathbb{P}_X(x)} \right) \end{aligned}$$

which is equal to

$$\begin{cases} p_1 \left[p_{Y,1} \frac{d\mathbb{P}_{X|A=1,Y=1}(x)}{d\mathbb{P}_X(x)} - (1 - p_{Y,1}) \frac{d\mathbb{P}_{X|A=1,Y=0}(x)}{d\mathbb{P}_X(x)} \right] > \frac{\frac{E^*}{|E^*|} s_1 d\mathbb{P}_{X|A=1,Y=1}(x) + \frac{P^*}{|P^*|} s_2 d\mathbb{P}_{X|A=1,Y=0}(x)}{p_1 d\mathbb{P}_X(x)}, & a = 1 \\ p_0 \left[p_{Y,0} \frac{d\mathbb{P}_{X|A=0,Y=1}(x)}{d\mathbb{P}_X(x)} - (1 - p_{Y,0}) \frac{d\mathbb{P}_{X|A=0,Y=0}(x)}{d\mathbb{P}_X(x)} \right] > - \frac{\frac{E^*}{|E^*|} s_1 d\mathbb{P}_{X|A=0,Y=1}(x) + \frac{P^*}{|P^*|} s_2 d\mathbb{P}_{X|A=0,Y=0}(x)}{p_0 d\mathbb{P}_X(x)}, & a = 0 \end{cases}$$

Thus,

$$\begin{aligned} & M(x, a) > s_1 \frac{E^*}{|E^*|} H_E(x, a) + s_2 \frac{P^*}{|P^*|} H_P(x, a) \\ \iff & p_a \left[p_{Y,a} \frac{d\mathbb{P}_{X|A=a,Y=1}(x)}{d\mathbb{P}_X(x)} - (1 - p_{Y,a}) \frac{d\mathbb{P}_{X|A=a,Y=0}(x)}{d\mathbb{P}_X(x)} \right] > (2a - 1) \frac{\frac{E^*}{|E^*|} s_1 d\mathbb{P}_{X|A=a,Y=1}(x) + \frac{P^*}{|P^*|} s_2 d\mathbb{P}_{X|A=a,Y=0}(x)}{p_a d\mathbb{P}_X(x)}. \\ \iff & \frac{p_{Y,a} d\mathbb{P}_{X|A=a,Y=1}(x)}{p_{Y,a} d\mathbb{P}_{X|A=a,Y=1}(x) + (1 - p_{Y,a}) d\mathbb{P}_{X|A=a,Y=0}(x)} > \frac{p_a^2 p_{Y,a} + (2a - 1) \frac{p_{Y,a}}{1 - p_{Y,a}} t_2}{2p_a^2 p_{Y,a} + (2a - 1) (\frac{p_{Y,a}}{1 - p_{Y,a}} t_2 - t_1)}. \\ & \text{where } t_1 = 2 \frac{E^*}{|E^*|} s_1, \quad t_2 = 2 \frac{P^*}{|P^*|} s_2. \\ \iff & \eta_a(x) > \frac{p_a^2 p_{Y,a} + (2a - 1) \frac{p_{Y,a}}{1 - p_{Y,a}} t_2}{2p_a^2 p_{Y,a} + (2a - 1) (\frac{p_{Y,a}}{1 - p_{Y,a}} t_2 - t_1)}. \end{aligned}$$

As a result, $f_{s_1, s_2, \tau}(x, a)$ in (9) can be written as

$$f_{t_1, t_2, \tau}(x, a) = \mathbb{1}\{\eta_a(x) > \frac{p_a^2 p_{Y,a} + (2a - 1) \frac{p_{Y,a}}{1 - p_{Y,a}} t_2}{2p_a^2 p_{Y,a} + (2a - 1) (\frac{p_{Y,a}}{1 - p_{Y,a}} t_2 - t_1)}\} + a\tau \mathbb{1}\{\eta_a(x) = \frac{p_a^2 p_{Y,a} + (2a - 1) \frac{p_{Y,a}}{1 - p_{Y,a}} t_2}{2p_a^2 p_{Y,a} + (2a - 1) (\frac{p_{Y,a}}{1 - p_{Y,a}} t_2 - t_1)}\}. \quad (10)$$

Further, the constraint (8) for f in (10) is equivalent to

$$\left\{ \begin{array}{l} \frac{E^*}{|E^*|} [\mathbb{P}_{X|A=1,Y=1}(\eta_1(x) > \frac{p_1^2 p_{Y,1} + \frac{p_{Y,1}}{1-p_{Y,1}} t_2}{2p_1^2 p_{Y,1} + \frac{p_{Y,1}}{1-p_{Y,1}} t_2 - t_1}) + \tau \mathbb{P}_{X|A=1,Y=1}(\eta_1(x) = \frac{p_1^2 p_{Y,1} + \frac{p_{Y,1}}{1-p_{Y,1}} t_2}{2p_1^2 p_{Y,1} + \frac{p_{Y,1}}{1-p_{Y,1}} t_2 - t_1}) \\ \quad - \mathbb{P}_{X|A=0,Y=1}(\eta_0(x) > \frac{p_0^2 p_{Y,0} - \frac{p_{Y,0}}{1-p_{Y,0}} t_2}{2p_0^2 p_{Y,0} - \frac{p_{Y,0}}{1-p_{Y,0}} t_2 + t_1})] \leq \alpha_1 \\ \frac{P^*}{|P^*|} [\mathbb{P}_{X|A=1,Y=0}(\eta_1(x) > \frac{p_1^2 p_{Y,1} + \frac{p_{Y,1}}{1-p_{Y,1}} t_2}{2p_1^2 p_{Y,1} + \frac{p_{Y,1}}{1-p_{Y,1}} t_2 - t_1}) + \tau \mathbb{P}_{X|A=1,Y=0}(\eta_1(x) = \frac{p_1^2 p_{Y,1} + \frac{p_{Y,1}}{1-p_{Y,1}} t_2}{2p_1^2 p_{Y,1} + \frac{p_{Y,1}}{1-p_{Y,1}} t_2 - t_1}) \\ \quad - \mathbb{P}_{X|A=0,Y=0}(\eta_0(x) > \frac{p_0^2 p_{Y,0} - \frac{p_{Y,0}}{1-p_{Y,0}} t_2}{2p_0^2 p_{Y,0} - \frac{p_{Y,0}}{1-p_{Y,0}} t_2 + t_1})] \leq \alpha_2 \end{array} \right. \quad (11)$$

Now, let $\mathcal{T}_{\alpha_1, \alpha_2}$ be the class of Borel functions f that satisfy (8) and $\mathcal{T}_{\alpha_1, \alpha_2, 0}$ be the set of f -s in \mathcal{T}_α that satisfy (8) with all the inequalities being replaced by equalities.

From the definition of $t_{1,EO,\alpha}^*$ and $t_{2,EO,\alpha}^*$, clearly $f_{t_{1,EO,\alpha}^*, t_{2,EO,\alpha}^*, \tau}(x, a) \in \mathcal{T}_{\alpha_1, \alpha_2, 0}$. Further, we have $s_1^* = t_{1,EO,\alpha}^* \frac{E^*}{2|E^*|} > 0$ and $s_2^* = t_{2,EO,\alpha}^* \frac{P^*}{2|P^*|} > 0$.

Hence, from Generalized Neyman-Pearson lemma, we have:

$$f_{t_{1,EO,\alpha}^*, t_{2,EO,\alpha}^*, \tau}(x, a) \in \underset{f \in \mathcal{T}_{\alpha_1, \alpha_2}}{\operatorname{argmax}} \int_{\mathcal{A}} \int_{\mathcal{X}} f_{t_1, t_2, \tau}(x, a) M(x, a) d\mathbb{P}_X(x) d\mathbb{P}(a)$$

Now we complete our proof. \square

A.7 Proof of Proposition 4.1

Proof. The classifier is

$$\phi = \begin{cases} \mathbb{1}\{f(x, 0) > t_{(k^1, 0)}^{1,0}\}, a = 0 \\ \mathbb{1}\{f(x, 1) > t_{(k^1, 1)}^{1,1}\}, a = 1 \end{cases}$$

we have:

$$|DEO(\phi)| = (|F^{1,1}(t_{(k^1, 1)}^{1,1}) - F^{1,0}(t_{(k^1, 0)}^{1,0})|, |F^{0,1}(t_{(k^1, 1)}^{1,1}) - F^{0,0}(t_{(k^1, 0)}^{1,0})|)$$

From Proposition 3.1, we have $\mathbb{P}(|F^{1,1}(t_{(k^1, 1)}^{1,1}) - F^{1,0}(t_{(k^1, 0)}^{1,0})| > \alpha) \leq \mathbb{E}[\sum_{j=k^1, 0}^{n^{1,0}} \binom{n^{1,0}}{j} (Q^{1,1} - \alpha)^j (1 - (Q^{1,1} - \alpha))^{n^{1,0}-j}] + \mathbb{E}[\sum_{j=k^1, 1}^{n^{1,1}} \binom{n^{1,1}}{j} (Q^{1,0} - \alpha)^j (1 - (Q^{1,0} - \alpha))^{n^{1,1}-j}]$

Also,

$$\begin{aligned} & \mathbb{P}(|F^{0,1}(t_{(k^1, 1)}^{1,1}) - F^{0,0}(t_{(k^1, 0)}^{1,0})| > \alpha) \\ &= \mathbb{P}(F^{0,1}(t_{(k^1, 1)}^{1,1}) - F^{0,0}(t_{(k^1, 0)}^{1,0}) > \alpha) + \mathbb{P}(F^{0,1}(t_{(k^1, 1)}^{1,1}) - F^{0,0}(t_{(k^1, 0)}^{1,0}) < -\alpha) \\ &\triangleq A + B \end{aligned}$$

And we have

$$\begin{aligned}
A &= \mathbb{P}(F^{0,1}(t_{(k^1,1)}^{1,1}) - F^{0,0}(t_{(k^1,0)}^{1,0}) > \alpha) \\
&= \mathbb{P}(F^{0,0}(t_{(k^1,0)}^{1,0}) < F^{0,1}(t_{(k^1,1)}^{1,1}) - \alpha) \\
&\leq \mathbb{P}(F^{0,0}(t_{(k^0,0)}^{0,0}) < F^{0,1}(t_{(k^0,1+1)}^{0,1}) - \alpha) \\
&\leq \mathbb{E}[\mathbb{P}(t_{(k^0,0)}^{0,0} < F^{0,0-1}(F^{0,1}(t_{(k^0,1+1)}^{0,1}) - \alpha) \mid \{F^{0,1}(t_{(k^0,1+1)}^{0,1}) - \alpha > 0\} \mid t_{(k^0,1+1)}^{0,1})] \\
&= E\{\mathbb{P}[\text{at least } k^{0,0} \text{ of } t^{0,0}\text{'s are less than } F^{0,0-1}(F^{0,1}(t_{(k^0,1+1)}^{0,1}) - \alpha) \mid \{F^{0,1}(t_{(k^0,1+1)}^{0,1}) - \alpha > 0\} \mid t_{(k^0,1+1)}^{0,1}]\} \\
&= E\left\{\sum_{j=k^{0,0}}^{n^{0,0}} \mathbb{P}[\text{exactly } j \text{ of the } t^{0,0}\text{'s are less than } F^{0,0-1}(F^{0,1}(t_{(k^0,1+1)}^{0,1}) - \alpha) \mid \{F^{0,1}(t_{(k^0,1+1)}^{0,1}) - \alpha > 0\} \mid t_{(k^0,1+1)}^{0,1}]\right\} \\
&= E\left\{\sum_{j=k^{0,0}}^{n^{0,0}} \binom{n^{0,0}}{j} \mathbb{P}[t^{0,0} < F^{0,0-1}(F^{0,1}(t_{(k^0,1+1)}^{0,1}) - \alpha)]^j (1 - \mathbb{P}[t^{0,0} < F^{0,0-1}(F^{0,1}(t_{(k^0,1+1)}^{0,1}) - \alpha)]^{n^{0,0}-j} \right. \\
&\quad \left. \mathbb{1}\{F^{0,1}(t_{(k^0,1+1)}^{0,1}) - \alpha > 0\} \mid t_{(k^0,1+1)}^{0,1}\right\} \\
&\leq \mathbb{E}\left[\sum_{j=k^{0,0}}^{n^{0,0}} \binom{n^{0,0}}{j} (F^{0,1}(t_{(k^0,1+1)}^{0,1}) - \alpha)^j (1 - (F^{0,1}(t_{(k^0,1+1)}^{0,1}) - \alpha))^{n^{0,0}-j} \mid t_{(k^0,1+1)}^{0,1}\right]
\end{aligned}$$

Similarly, we have

$$B \leq \mathbb{E}\left[\sum_{j=k^{0,1}}^{n^{0,1}} \binom{n^{0,1}}{j} (F^{0,0}(t_{(k^0,0+1)}^{0,0}) - \alpha)^j (1 - (F^{0,0}(t_{(k^0,0+1)}^{0,0}) - \alpha))^{n^{0,1}-j} \mid t_{(k^0,0+1)}^{0,0}\right]$$

Hence, we have

$$\begin{aligned}
A + B &\leq \mathbb{E}\left[\sum_{j=k^{0,0}}^{n^{0,0}} \binom{n^{0,0}}{j} (F^{0,1}(t_{(k^0,1+1)}^{0,1}) - \alpha)^j (1 - (F^{0,1}(t_{(k^0,1+1)}^{0,1}) - \alpha))^{n^{0,0}-j} \mid t_{(k^0,1+1)}^{0,1}\right] \\
&\quad + \mathbb{E}\left[\sum_{j=k^{0,1}}^{n^{0,1}} \binom{n^{0,1}}{j} (F^{0,0}(t_{(k^0,0+1)}^{0,0}) - \alpha)^j (1 - (F^{0,0}(t_{(k^0,0+1)}^{0,0}) - \alpha))^{n^{0,1}-j} \mid t_{(k^0,0+1)}^{0,0}\right]
\end{aligned}$$

Since $F^{0,a}(t_{(k^0,a+1)}^{0,a})$ is stochastically dominated by $\text{Beta}(k^{0,a} + 1, n^{0,a} - k^{0,a})$, we complete the proof. \square

A.8 Algorithms for other group fairness constraints

In addition to Equality of Opportunity and Equalized Odds, there are other common fairness constraints and we can extend FaiREE to them.

Definition A.8 (Demographic Parity). *A classifier satisfies Demographic Parity if its prediction \hat{Y} is statistically independent of the sensitive attribute A :*

$$\mathbb{P}(\hat{Y} = 1 \mid A = 1) = \mathbb{P}(\hat{Y} = 1 \mid A = 0)$$

Definition A.9 (Predictive Equality). *A classifier satisfies Predictive Equality if it achieves the same TNR (or FPR) among protected groups:*

$$\mathbb{P}_{X|A=1,Y=0}(\hat{Y} = 1) = \mathbb{P}_{X|A=0,Y=0}(\hat{Y} = 1)$$

Definition A.10 (Equalized Accuracy). *A classifier satisfies Equalized Accuracy if its misclassification error is statistically independent of the sensitive attribute A :*

$$\mathbb{P}(\hat{Y} \neq Y \mid A = 1) = \mathbb{P}(\hat{Y} \neq Y \mid A = 0)$$

Similar to DEOO, we can define the following measures:

$$\text{DDP} = \mathbb{P}_{X|A=1}(\hat{Y} = 1) - \mathbb{P}_{X|A=0}(\hat{Y} = 1) \quad (12)$$

$$\text{DPE} = \mathbb{P}_{X|A=1,Y=0}(\hat{Y} = 1) - \mathbb{P}_{X|A=0,Y=0}(\hat{Y} = 1) \quad (13)$$

$$\text{DEA} = \mathbb{P}(\hat{Y} \neq Y \mid A = 1) - \mathbb{P}(\hat{Y} \neq Y \mid A = 0). \quad (14)$$

A.8.1 FaiREE for Demographic Parity

Algorithm 3: FaiREE for Demographic Parity

Input:

Data: $S = S^{0,0} \cup S^{0,1} \cup S^{1,0} \cup S^{1,1}$

α : error bound

δ : small tolerance level

f : a classifier

1 $T^{y,a} = \{f(x_1^{y,a}), \dots, f(x_{n_{y,a}}^{y,a})\}$

2 $\{t_{(1)}^{y,a}, \dots, t_{(n_{y,a})}^{y,a}\} = \text{sort}(T^{y,a})$

3 $T^y = T^{y,0} \cup T^{y,1}$

4 $\{t_{(1)}^y, \dots, t_{(n_y)}^y\} = \text{sort}(T^y)$

5 Define $g(k, a) = \mathbb{E}[\sum_{j=k}^{n^a} \binom{n^a}{j} (Q^{1-a} - \alpha)^j (1 - (Q^{1-a} - \alpha))^{n^a-j}]$ with

$$Q^a \sim \text{Beta}(k, n^a - k + 1), L(k^0, k^1) = g(k^0, 0) + g(k^1, 1)$$

6 Build candidate set $K = \{(k^0, k^1) \mid L(k^0, k^1) \leq \delta\} = \{(k_1^0, k_1^1), \dots, (k_M^0, k_M^1)\}$

7 Find $k_i^{y,0}: t_{(k_i^{y,0})}^{y,0} \leq t_{(k_i^0)}^{y,0} < t_{(k_i^{y,0}+1)}^{y,0}, t_{(k_i^{y,1})}^{y,1} \leq t_{(k_i^1)}^{y,1} < t_{(k_i^{y,1}+1)}^{y,1}, y \in \{0, 1\}$

8 $i_* \leftarrow \arg \min_{i \in [M]} \{\hat{e}_i\}$ (\hat{e}_i is defined in Proposition 3.4)

Output: $\hat{\phi}(x, a) = \mathbb{1}\{f(x, a) > t_{(k_{i_*}^a)}^a\}$

Similar to the algorithm for Equality of Opportunity, we have the following propositions and assumption:

Proposition A.11. Given k^0, k^1 satisfying $k^a \in \{1, \dots, n^a\}$ ($a = 0, 1$). Define $\phi(x, a) = \mathbb{1}\{f(x, a) > t_{(k^a)}^a\}$, $g(k, a) = \mathbb{E}[\sum_{j=k}^{n^a} \binom{n^a}{j} (Q^{1-a} - \alpha)^j (1 - (Q^{1-a} - \alpha))^{n^a-j}]$ with $Q^a \sim \text{Beta}(k, n^a - k + 1)$, then we have:

$$\mathbb{P}(|DDP(\phi)| > \alpha) \leq g(k^0, 0) + g(k^1, 1).$$

If t^a is continuous random variable, the equality holds.

Theorem A.12. If $\min\{n^0, n^1\} \geq \lceil \frac{\log \frac{\delta}{2}}{\log(1-\alpha)} \rceil$, we have $|DDP(\hat{\phi}_i)| < \alpha$ with probability $1 - \delta$, for each $i \in \{1, \dots, M\}$.

Theorem A.13. Given $\alpha' < \alpha$. If $\min\{n^0, n^1\} \geq \lceil \frac{\log \frac{\delta}{2}}{\log(1-\alpha)} \rceil$. Suppose $\hat{\phi}$ is the final output of FaiREE, we have:

- (1) $|DDP(\hat{\phi})| \leq \alpha$ with probability $(1 - \delta)^M$, where M is the size of the candidate set.
- (2) Suppose the density distribution functions of f^* under $A = a, Y = 1$ are continuous. $\phi_{DDP, \alpha}^* = \arg \min_{|DDP(\phi)| \leq \alpha} \mathbb{P}(\phi(x, a) \neq Y)$. When the input classifier f satisfies $\|f(x, a) - f^*(x, a)\|_\infty \leq \epsilon_0$, for any $\epsilon > 0$ such that $F_{(+)}^*(\epsilon) \leq \frac{\alpha - \alpha'}{2} - F_{(+)}^*(2\epsilon_0)$, we have

$$|\mathbb{P}(\hat{\phi}(x, a) \neq Y) - \mathbb{P}(\phi_{\alpha'}^*(x, a) \neq Y)| \leq 2F_{(+)}^*(2\epsilon_0) + 2F_{(+)}^*(\epsilon) + 2\epsilon^3 + 12\epsilon^2 + 16\epsilon$$

with probability $1 - (2M + 4)(e^{-2n^{1,0}\epsilon^2} + e^{-2n^{1,1}\epsilon^2} + e^{-2n^{0,0}\epsilon^2} + e^{-2n^{0,1}\epsilon^2})$.

A.8.2 FaiREE for Predictive Equality

Algorithm 4: FaiREE for Predictive Opportunity

Input:

Data: $S = S^{0,0} \cup S^{0,1} \cup S^{1,0} \cup S^{1,1}$

α : error bound

δ : small tolerance level

f : a classifier

1 $T^{y,a} = \{f(x_1^{y,a}), \dots, f(x_{n_{y,a}}^{y,a})\}$

2 $\{t_{(1)}^{y,a}, \dots, t_{(n_{y,a})}^{y,a}\} = \text{sort}(T^{y,a})$

3 Define $g_0(k, a) = \mathbb{E}[\sum_{j=k}^{n^{0,a}} \binom{n^{0,a}}{j} (Q^{0,1-a} - \alpha)^j (1 - (Q^{0,1-a} - \alpha))^{n^{0,a}-j}]$ with

$$Q^{0,a} \sim \text{Beta}(k, n^{0,a} - k + 1), L(k^{0,0}, k^{0,1}) = g_0(k^{0,0}, 0) + g_0(k^{0,1}, 1)$$

4 Build candidate set $K = \{(k^{0,0}, k^{0,1}) \mid L(k^{0,0}, k^{0,1}) \leq \delta\} = \{(k_1^{0,0}, k_1^{0,1}), \dots, (k_M^{0,0}, k_M^{0,1})\}$

5 Find $k_i^{1,0}, k_i^{1,1}$: $t_{(k_i^{1,0})}^{1,0} \leq t_{(k_i^{0,0})}^{0,0} < t_{(k_i^{1,0}+1)}^{1,0}$, $t_{(k_i^{1,1})}^{1,1} \leq t_{(k_i^{0,1})}^{0,1} < t_{(k_i^{1,1}+1)}^{1,1}$

6 $i_* \leftarrow \arg \min_{i \in [M]} \{\hat{e}_i\}$ (\hat{e}_i is defined in Proposition 3.4)

Output: $\hat{\phi}(x, a) = \mathbb{1}\{f(x, a) > t_{(k_{i_*}^{0,a})}^{0,a}\}$

Similar to the algorithm for Equality of Opportunity, we have the following propositions and assumption:

Proposition A.14. Given $k^{0,0}, k^{0,1}$ satisfying $k^{1,a} \in \{1, \dots, n^{0,a}\}$ ($a = 0, 1$). Define $\phi(x, a) = \mathbb{1}\{f(x, a) > t_{(k^{0,a})}^{0,a}\}$, $g_0(k, a) = \mathbb{E}[\sum_{j=k}^{n^{0,a}} \binom{n^{0,a}}{j} (Q^{0,1-a} - \alpha)^j (1 - (Q^{0,1-a} - \alpha))^{n^{0,a}-j}]$ with $Q^{0,a} \sim \text{Beta}(k, n^{0,a} - k + 1)$, then we have:

$$\mathbb{P}(|DPE(\phi)| > \alpha) \leq g_0(k^{0,0}, 0) + g_0(k^{0,1}, 1).$$

If $t^{0,a}$ is continuous random variable, the equality holds.

Theorem A.15. If $\min\{n^{0,0}, n^{0,1}\} \geq \lceil \frac{\log \frac{\delta}{2}}{\log(1-\alpha)} \rceil$, we have $|DPE(\hat{\phi}_i)| < \alpha$ with probability $1 - \delta$, for each $i \in \{1, \dots, M\}$.

Theorem A.16. Given $\alpha' < \alpha$. If $\min\{n^{0,0}, n^{0,1}\} \geq \lceil \frac{\log \frac{\delta}{2}}{\log(1-\alpha)} \rceil$. Suppose $\hat{\phi}$ is the final output of FaiREE, we have:

- (1) $|DPE(\hat{\phi})| \leq \alpha$ with probability $(1 - \delta)^M$, where M is the size of the candidate set.
- (2) Suppose the density distribution functions of f^* under $A = a, Y = 1$ are continuous. $\phi_{DPE, \alpha}^* = \arg \min_{|DPE(\phi)| \leq \alpha} \mathbb{P}(\phi(x, a) \neq Y)$. When the input classifier f satisfies $\|f(x, a) - f^*(x, a)\|_\infty \leq \epsilon_0$, for any $\epsilon > 0$ such that $F_{(+)}^*(\epsilon) \leq \frac{\alpha - \alpha'}{2} - F_{(+)}^*(2\epsilon_0)$, we have

$$|\mathbb{P}(\hat{\phi}(x, a) \neq Y) - \mathbb{P}(\phi_{\alpha'}^*(x, a) \neq Y)| \leq 2F_{(+)}^*(2\epsilon_0) + 2F_{(+)}^*(\epsilon) + 2\epsilon^3 + 12\epsilon^2 + 16\epsilon$$

with probability $1 - (2M + 4)(e^{-2n^{1,0}\epsilon^2} + e^{-2n^{1,1}\epsilon^2}) - (1 - F_{(-)}^{0,0}(2\epsilon))^{n^{0,0}} - (1 - F_{(-)}^{0,1}(2\epsilon))^{n^{0,1}}$.

A.8.3 FaiREE for Equalized Accuracy

Similar to the algorithm for Equalized Odds, we have the following propositions and assumption:

Proposition A.17. Given $k^{1,0}, k^{1,1}$ satisfying $k^{1,a} \in \{1, \dots, n^{1,a}\}$ ($a = 0, 1$) and $\alpha > |p_{Y,1} - p_{Y,0}|$. Define $\phi(x, a) = \mathbb{1}\{f(x, a) > t_{(k^{1,a})}^{1,a}\}$, $g_1(k, a) = \mathbb{E}[\sum_{j=k}^{n^{1,a}} \binom{n^{1,a}}{j} (\frac{p_{Y,1-a}Q^{1,1-a}-\alpha}{p_{Y,a}})^j (1 - \frac{p_{Y,1-a}Q^{1,1-a}-\alpha}{p_{Y,a}})^{n^{1,a}-j}]$ with $Q^{1,a} \sim \text{Beta}(k, n^{1,a} - k + 1)$, $q_{Y,a}(\alpha) = \frac{(1-p_{Y,1-a})Q^{0,1-a}+p_{Y,1-a}-p_{Y,a}-\alpha}{1-p_{Y,a}}$, and $g_0(k, a) = \mathbb{E}[\sum_{j=k}^{n^{0,a}} \binom{n^{0,a}}{j} (q_{Y,a}(\alpha))^j (1 - q_{Y,a}(\alpha))^{n^{0,a}-j}]$ with $Q^{0,a} \sim \text{Beta}(k + 1, n^{0,a} - k)$. Then we have:

$$\mathbb{P}(|DPE(\phi)| > \alpha) \leq g_1(k^{1,1}, 1) + g_1(k^{1,0}, 0) + g_0(k^{0,1}, 1) + g_0(k^{0,0}, 0).$$

Assumption A.18. $n^{0,0} \geq \lceil \frac{\log \frac{\delta}{4}}{\log(1 - \frac{\alpha}{1-p_{Y,0}})} \rceil$, $n^{0,1} \geq \lceil \frac{\log \frac{\delta}{4}}{\log(1 - \frac{\alpha}{1-p_{Y,1}})} \rceil$, $n^{1,0} \geq \lceil \frac{\log \frac{\delta}{4}}{\log(\frac{p_{Y,1}-\alpha}{p_{Y,0}})} \rceil$, $n^{1,1} \geq \lceil \frac{\log \frac{\delta}{4}}{\log(\frac{p_{Y,0}-\alpha}{p_{Y,1}})} \rceil$, in which $\lceil \cdot \rceil$ denotes the ceiling function.

Theorem A.19. Under Assumption A.18, we have $|DEA(\hat{\phi}_i)| \leq \alpha$ with probability $1 - \delta$, for each $i \in \{1, \dots, M\}$.

Corollary A.20. Under Assumption A.18, we have $|DEA(\hat{\phi})| \leq \alpha$ with probability $(1 - \delta)^M$, where M is the size of the candidate set.

Algorithm 5: FaiREE for Equalized Accuracy

Input:

Data: $S = S^{0,0} \cup S^{0,1} \cup S^{1,0} \cup S^{1,1}$

α : error bound ($\alpha > |p_{Y,1} - p_{Y,0}|$)

δ : small tolerance level

f : a classifier

1 $T^{y,a} = \{f(x_1^{y,a}), \dots, f(x_{n_{y,a}}^{y,a})\}$

2 $\{t_{(1)}^{y,a}, \dots, t_{(n_{y,a})}^{y,a}\} = \text{sort}(T^{y,a})$

3 Define $g_1(k, a) = \mathbb{E}[\sum_{j=k}^{n^{1,a}} \binom{n^{1,a}}{j} (\frac{p_{Y,1-a}Q^{1,1-a}-\alpha}{p_{Y,a}})^j (1 - \frac{p_{Y,1-a}Q^{1,1-a}-\alpha}{p_{Y,a}})^{n^{1,a}-j}]$ with
 $Q^{1,a} \sim \text{Beta}(k, n^{1,a} - k + 1), L_1(k^{1,0}, k^{1,1}) = g_1(k^{1,1}, 1) + g_1(k^{1,0}, 0)$

4 Define $g_0(k, a) =$

$$\mathbb{E}[\sum_{j=k}^{n^{0,a}} \binom{n^{0,a}}{j} (\frac{(1-p_{Y,1-a})Q^{0,1-a}+p_{Y,1-a}-p_{Y,a}-\alpha}{1-p_{Y,0}})^j (1 - \frac{(1-p_{Y,1-a})Q^{0,1-a}+p_{Y,1-a}-p_{Y,a}-\alpha}{1-p_{Y,0}})^{n^{0,a}-j}]$$

with $Q^{0,a} \sim \text{Beta}(k+1, n^{0,a} - k)$, $L_0(k^{0,0}, k^{0,1}) = g_0(k^{0,1}, 1) + g_0(k^{0,0}, 0)$

5 Find $k^{0,0}, k^{0,1}$: $t_{(k^{0,0})}^{0,0} \leq t_{(k^{0,0}+1)}^{0,0} < t_{(k^{0,1})}^{0,0} < t_{(k^{0,1}+1)}^{0,0}$, $t_{(k^{0,1})}^{0,1} \leq t_{(k^{1,1})}^{0,1} < t_{(k^{0,1}+1)}^{0,1}$.

6 Build candidate set

$$K = \{(k^{1,0}, k^{1,1}) \mid L_1(k^{1,0}, k^{1,1}) + L_0(k^{0,0}, k^{0,1}) \leq \delta\} = \{(k_1^{1,0}, k_1^{1,1}), \dots, (k_M^{1,0}, k_M^{1,1})\}$$

7 $i_* \leftarrow \arg \min_{i \in [M]} \{\hat{e}_i\}$ (\hat{e}_i is defined in Proposition 3.4)

Output: $\hat{\phi}(x, a) = \mathbb{1}\{f(x, a) > t_{(k_{i_*}^{1,a})}^{1,a}\}$

A.9 Implementation details and additional experiments

From Lemma A.1, we adopt a new way of building a much smaller candidate set. Note that our shrunk candidate set for Equality of Opportunity is:

$$K' = \{(k^{1,0}, u_1(k^{1,0})) \mid L_1(k^{1,0}, u_1(k^{1,0})) \leq \delta\}.$$

Since Equalized Odds constraint is an extension of Equality of Opportunity, our target classifier should be in K' .

To select our target classifier, it's sufficient to add a condition of similar false positive rate between privileged and unprivileged groups. Specifically, we choose our final candidate set as below:

$$K'' = \{(k^{1,0}, u_1(k^{1,0})) \mid L_1(k^{1,0}, u_1(k^{1,0})) \leq \delta, L_0(k^{0,0}, k^{1,0}) \leq \delta\}.$$

We also did experiments on other benchmark datasets.

First, we apply FaiREE to German Credit dataset [26], whose task is to predict whether a bank account holder's credit is *good* or *bad*. The protected attribute is gender, and the sample

size is 1000, with 800 training samples and 200 test samples. To facilitate the numerical study, we randomly split data into training set, calibration set, and test set at each repetition and repeat 500 times.

Table 5: Result of different methods on German Credit dataset

	Eq	C-Eq	ROC	FairBayes			FaiREE-EOO			FaiREE-EO		
α	/	/	/	0.07	0.1	0.14	0.07	0.1	0.14	0.07	0.1	0.14
$ \overline{DEOO} $	0.078	0.093	0.100	0.126	0.125	0.126	0.020	0.029	0.034	0.001	0.025	0.048
$ DEOO _{95}$	0.179	0.127	0.267	0.160	0.182	0.186	0.066	0.097	0.130	0.004	0.084	0.120
$ \overline{DPE} $	0.109	0.072	0.138	/	/	/	/	/	/	0.041	0.063	0.092
$ DPE _{95}$	0.235	0.114	0.334	/	/	/	/	/	/	0.059	0.097	0.133
\overline{ACC}	0.707	0.720	0.591	0.722	0.723	0.723	0.717	0.729	0.745	0.702	0.721	0.722

Then, we apply FaiREE to Compas Score dataset [4], whose task is to predict whether a person will conduct crime in the future. The protected attribute is gender, and the sample size is 5278, with 4222 training samples and 1056 test samples. To facilitate the numerical study, we randomly split data into training set, calibration set and test set at each repetition and repeat for 500 times.

Table 6: Result of different methods on Compas Score dataset

	Eq	C-Eq	ROC	FairBayes			FaiREE-EOO			FaiREE-EO		
α	/	/	/	0.07	0.1	0.14	0.07	0.1	0.14	0.07	0.1	0.14
$ \overline{DEOO} $	0.083	0.642	0.070	0.077	0.109	0.136	0.026	0.033	0.042	0.027	0.049	0.098
$ DEOO _{95}$	0.101	0.684	0.174	0.145	0.186	0.250	0.066	0.097	0.131	0.068	0.090	0.140
$ \overline{DPE} $	0.025	0.291	0.067	/	/	/	/	/	/	0.026	0.048	0.060
$ DPE _{95}$	0.047	0.332	0.148	/	/	/	/	/	/	0.057	0.092	0.114
\overline{ACC}	0.629	0.664	0.652	0.658	0.658	0.659	0.654	0.660	0.672	0.623	0.654	0.669

We further generate a synthetic model where trained classifiers are more informative.

Model 3. We generate the protected attribute A and label Y with the probability, location parameter and scale parameter the same as Model 1. The dimension of features is set to 60, and we generate features with $x_{i,j}^{0,0} \stackrel{i.i.d.}{\sim} t(1)$, $x_{i,j}^{0,1} \stackrel{i.i.d.}{\sim} t(4)$, $x_{i,j}^{1,0} \stackrel{i.i.d.}{\sim} \chi_1^2$ and $x_{i,j}^{1,1} \stackrel{i.i.d.}{\sim} \chi_4^2$, for $j = 1, 2, \dots, 60$.

Table 7: Experimental studies under Model 3. Here $\overline{|DEOO|}$ denotes the sample average of the absolute value of $DEOO$ defined in Eq. (1), and $|DEOO|_{95}$ denotes the sample upper 95% quantile. $\overline{|DPE|}$ and $|DPE|_{95}$ are defined similarly for DPE defined in Eq. (13). \overline{ACC} is the sample average of accuracy. We use “/” in the DPE line because FairBayes and FaiREE-EOO are not designed to control DPE .

	Eq	C-Eq	ROC	FairBayes			FaiREE-EOO			FaiREE-EO		
α	/	/	/	0.04	0.06	0.08	0.04	0.06	0.08	0.04	0.06	0.08
$\overline{ DEOO }$	0.041	0.020	0.034	0.048	0.062	0.076	0.018	0.025	0.033	0.015	0.032	0.034
$ DEOO _{95}$	0.115	0.042	0.070	0.080	0.113	0.143	0.038	0.054	0.076	0.036	0.058	0.069
$\overline{ DPE }$	0.093	0.106	0.062	/	/	/	/	/	/	0.026	0.034	0.046
$ DPE _{95}$	0.272	0.191	0.101	/	/	/	/	/	/	0.039	0.055	0.077
\overline{ACC}	0.887	0.921	0.834	0.898	0.901	0.912	0.946	0.950	0.963	0.900	0.914	0.933

A.9.1 Comparison with more algorithms

In this subsection, we further compare FaiREE with more baseline algorithms that are designed for achieving Equalized Odds or Equality of Opportunity, including pre-processing algorithms (Fairdecision in [28] and LAFTR in [35]) and in-processing algorithms (Meta-cl in [8] and Adv-debias in [54]) under synthetic settings Model 1 and Model 2 described in Section 5.1, and the real dataset Adult Census in Section 5.2. The results are summarized in Tables 8, 9, and 10.

From the experimental results, we can find that FaiREE has favorable results over these baseline methods, with respect to fairness and accuracy. In particular, the experimental results indicate that while the baseline methods are designed to minimize the fairness violation as much as possible (i.e. set $\alpha = 0$), these methods are unable to have an exact control of the fairness violation to a desired level α . For example, in the analysis of Adult Census dataset, the 95% quantile of the DEOO fairness violations of Fairdecision is 0.078, and that of LAFTR, Meta-cl and Adv-debias are all above 0.2. Moreover, our results found that If we allow the same fairness violation of DEOO and DEP for our proposed method FaiREE, we have a much higher accuracy (0.845) compared to the accuracy of those four baseline methods.

Table 8: Results of different methods on Adult Census dataset. Here $\overline{|DEOO|}$ denotes the sample average of the absolute value of $DEOO$ defined in Eq. (1), and $|DEOO|_{95}$ denotes the sample upper 95% quantile. $\overline{|DPE|}$ and $|DPE|_{95}$ are defined similarly for DPE defined in Eq. (13). \overline{ACC} is the sample average of accuracy. We use “/” in the DPE line because Fairdecision and FaiREE-EOO are not designed to control DPE .

	Fairdecision	LAFTR	Meta-cl	Adv-debias	FaiREE-EOO			FaiREE-EO		
α	/	/	/	/	0.07	0.1	0.14	0.07	0.1	0.14
$\overline{ DEOO }$	0.041	0.124	0.172	0.199	0.034	0.039	0.066	0.002	0.039	0.067
$ DEOO _{95}$	0.078	0.203	0.253	0.248	0.065	0.090	0.124	0.008	0.094	0.125
$\overline{ DPE }$	/	0.044	0.194	0.074	/	/	/	0.030	0.066	0.074
$ DPE _{95}$	/	0.083	0.271	0.094	/	/	/	0.056	0.078	0.086
\overline{ACC}	0.772	0.822	0.688	0.791	0.845	0.846	0.847	0.512	0.845	0.846

Table 9: Experimental studies under Model 1, with the same notation as Table 8

	Fairdecision	LAFTR	Meta-cl	Adv-debias	FaiREE-EOO			FaiREE-EO		
α	/	/	/	/	0.08	0.12	0.16	0.08	0.12	0.16
$\overline{ DEOO }$	0.072	0.081	0.028	0.062	0.028	0.046	0.063	0.025	0.031	0.042
$ DEOO _{95}$	0.177	0.145	0.108	0.226	0.073	0.115	0.157	0.079	0.108	0.133
$\overline{ DPE }$	/	0.061	0.118	0.179	/	/	/	0.039	0.042	0.045
$ DPE _{95}$	/	0.104	0.272	0.412	/	/	/	0.075	0.084	0.106
\overline{ACC}	0.616	0.533	0.620	0.645	0.621	0.657	0.669	0.552	0.562	0.615

Table 10: Experimental studies under Model 2, with the same notation as Table 8.

	Fairdecision	LAFTR	Meta-cl	Adv-debias	FaiREE-EOO			FaiREE-EO		
α	/	/	/	/	0.08	0.12	0.16	0.08	0.12	0.16
$ \overline{DEOO} $	0.675	0.450	0.094	0.096	0.027	0.047	0.073	0.028	0.035	0.047
$ \overline{DEOO} _{95}$	0.744	0.633	0.208	0.263	0.075	0.112	0.153	0.077	0.114	0.143
$ \overline{DPE} $	/	0.502	0.120	0.140	/	/	/	0.041	0.044	0.056
$ \overline{DPE} _{95}$	/	0.686	0.312	0.418	/	/	/	0.071	0.090	0.127
\overline{ACC}	0.584	0.647	0.606	0.628	0.595	0.627	0.639	0.575	0.589	0.606

A.10 Supplementary figures

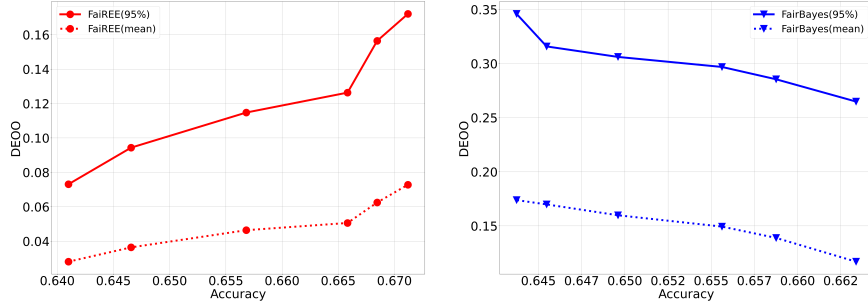


Figure 3: DEOO v.s. Accuracy, as a complementary figure for Figure 1

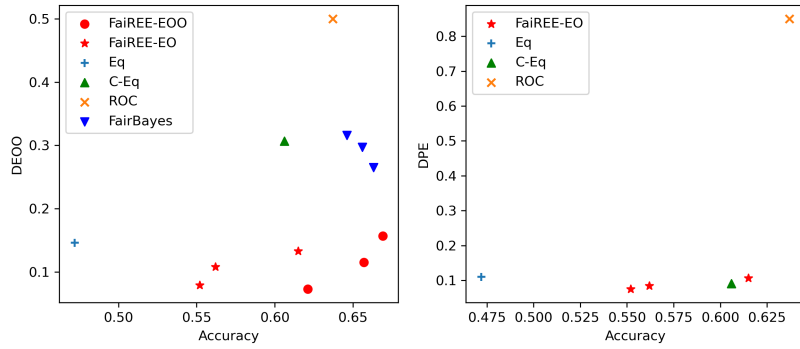


Figure 4: DEOO v.s. Accuracy & DPE v.s. Accuracy for Model 1

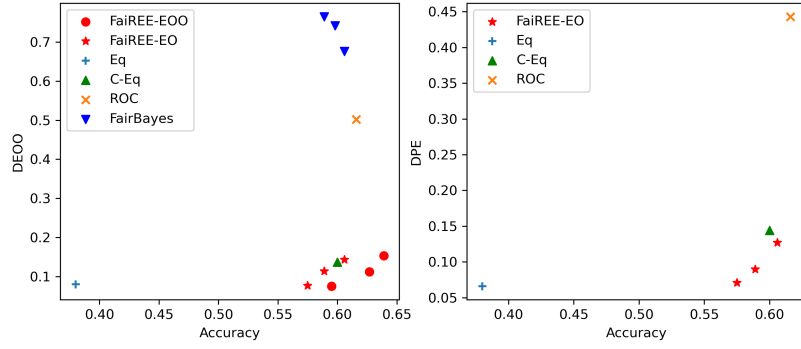


Figure 5: DEOO v.s. Accuracy & DPE v.s. Accuracy for Model 2

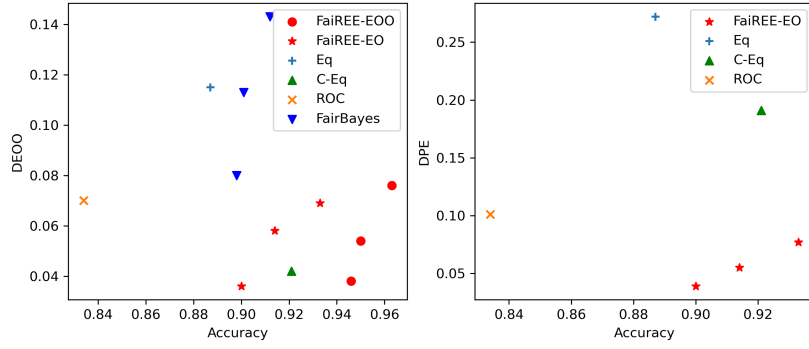


Figure 6: DEOO v.s. Accuracy & DPE v.s. Accuracy for Model 3

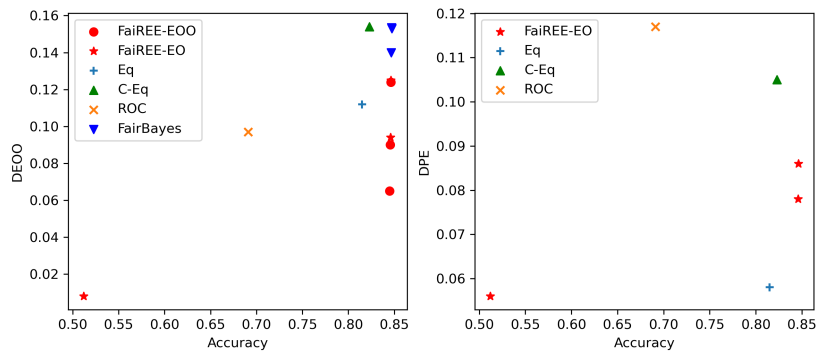


Figure 7: DEOO v.s. Accuracy & DPE v.s. Accuracy for Adult Census dataset

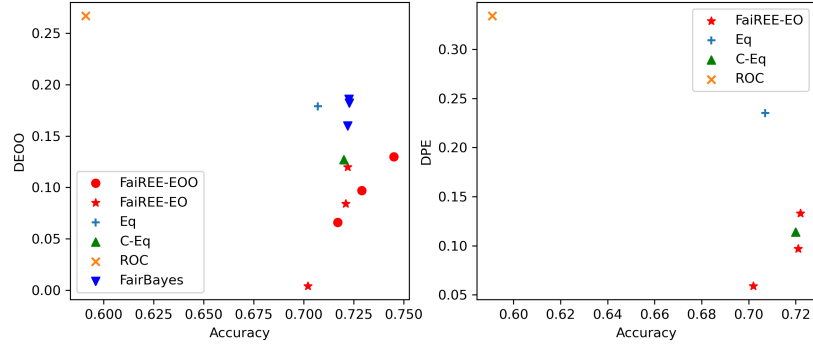


Figure 8: DEOO v.s. Accuracy & DPE v.s. Accuracy for German Credit dataset

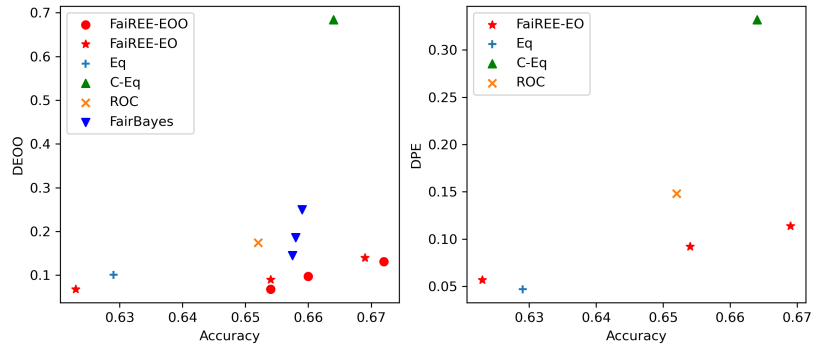


Figure 9: DEOO v.s. Accuracy & DPE v.s. Accuracy for Compas Score dataset