

A Comprehensive Survey on Enterprise Financial Risk Analysis: Problems, Methods, Spotlights and Applications

Yu Zhao, Huaming Du

Abstract—Enterprise financial risk analysis aims at predicting the enterprises' future financial risk. Due to the wide application, enterprise financial risk analysis has always been a core research issue in finance. Although there are already some valuable and impressive surveys on risk management, these surveys introduce approaches in a relatively isolated way and lack the recent advances in enterprise financial risk analysis. Due to the rapid expansion of the enterprise financial risk analysis, especially from the computer science and big data perspective, it is both necessary and challenging to comprehensively review the relevant studies. This survey attempts to connect and systematize the existing enterprise financial risk researches, as well as to summarize and interpret the mechanisms and the strategies of enterprise financial risk analysis in a comprehensive way, which may help readers have a better understanding of the current research status and ideas. This paper provides a systematic literature review of over 300 articles published on enterprise risk analysis modelling over a 50-year period, 1968 to 2022. We first introduce the formal definition of enterprise risk as well as the related concepts. Then, we categorized the representative works in terms of risk type and summarized the three aspects of risk analysis. Finally, we compared the analysis methods used to model the enterprise financial risk. Our goal is to clarify current cutting-edge research and its possible future directions to model enterprise risk, aiming to fully understand the mechanisms of enterprise risk communication and influence and its application on corporate governance, financial institution and government regulation.

Index Terms—Enterprise Financial Risk Analysis, Small and Medium-sized Enterprises, Enterprise Intelligence, Machine Learning, Deep Learning, Enterprise Governance



1 INTRODUCTION

ENTERPRISE financial risk analysis has long been a focus of scholarly research. Whether they are young start-ups or famous Fortune 500 companies, they all have to face a variety of risks, so the study of enterprise risk is a very important element in the study of business. Enterprise risk comes from many aspects, including credit risk, guarantee risk, supply chain risk, bankruptcy risk, etc. In the modern economic system, as the global financial system becomes more interconnected, which also leads to higher contagion risk [1], then each enterprise will be affected by its own risk or the risk brought by surrounding enterprises.

When there is an economic crisis in the world, the risks faced by enterprises around the world will further increase, which makes the probability of business failure higher, such as the financial crisis in 2008 caused scholars to study the systemic risk [2], the outbreak of the COVID-19 epidemic in 2020, making the economy of many countries in a period fall into a state of stagnation, unemployment rate gradually increased, enterprises suspended production, economic indicators fell sharply [3], a very large number of SMEs closed down and the supply chain robustness of companies has been greatly tested [4].

Governments around the world are very concerned about their economic problems and committed to creating a better economic

environment to control systemic risks and reduce the pressure on business survival. For example, in 2022, the United States experienced a high level of inflationary pressure, the Federal Reserve raised interest rates, technology companies laid off a large number of workers, and due to the impact of the epidemic and political events, US domestic companies will face more risks than ever. At the same time, China is also affected by scattered epidemics, leading to difficulties in the development of small and medium-sized enterprises, employment difficulties and downward pressure on the economy. China still has to solve many major problems at this stage in ensuring reliable security of industrial chains and supply chains and preventing financial risks, in the process of achieving high-quality development in the future, and we must guard the bottom line of no systemic risk. In order to better help the country monitor overall risks, help enterprises identify their own risks, and help financial institutions reduce the risk of credit losses, it is necessary to study the various risks of enterprises.

Despite the increasing number and relevance of SMEs, only a few academic studies have addressed the theme of Enterprise Risk Analysis. This work is the first one to review the enterprise financial risk from the CS perspective. The earliest research mainly focused on the three most commonly used bankruptcy prediction statistical models, namely multivariate discriminant analysis, linear probability model, and logistic regression, and studied their application in enterprise risk prediction and price adjustment [5]. Admittedly, traditional models also have their shortcomings, such as logit analysis is more robust than discriminant analysis (DA); at the same time, studies have shown that

- Y. Zhao is with Financial Intelligence and Financial Engineering Key Laboratory of Sichuan Province, Institute of Digital Economy and Interdisciplinary Science Innovation, Southwestern University of Finance and Economics, China. E-mail: zhaoyu@swufe.edu.cn
- H. Du is with the School of Business Administration, Southwestern University of Finance and Economics, China.

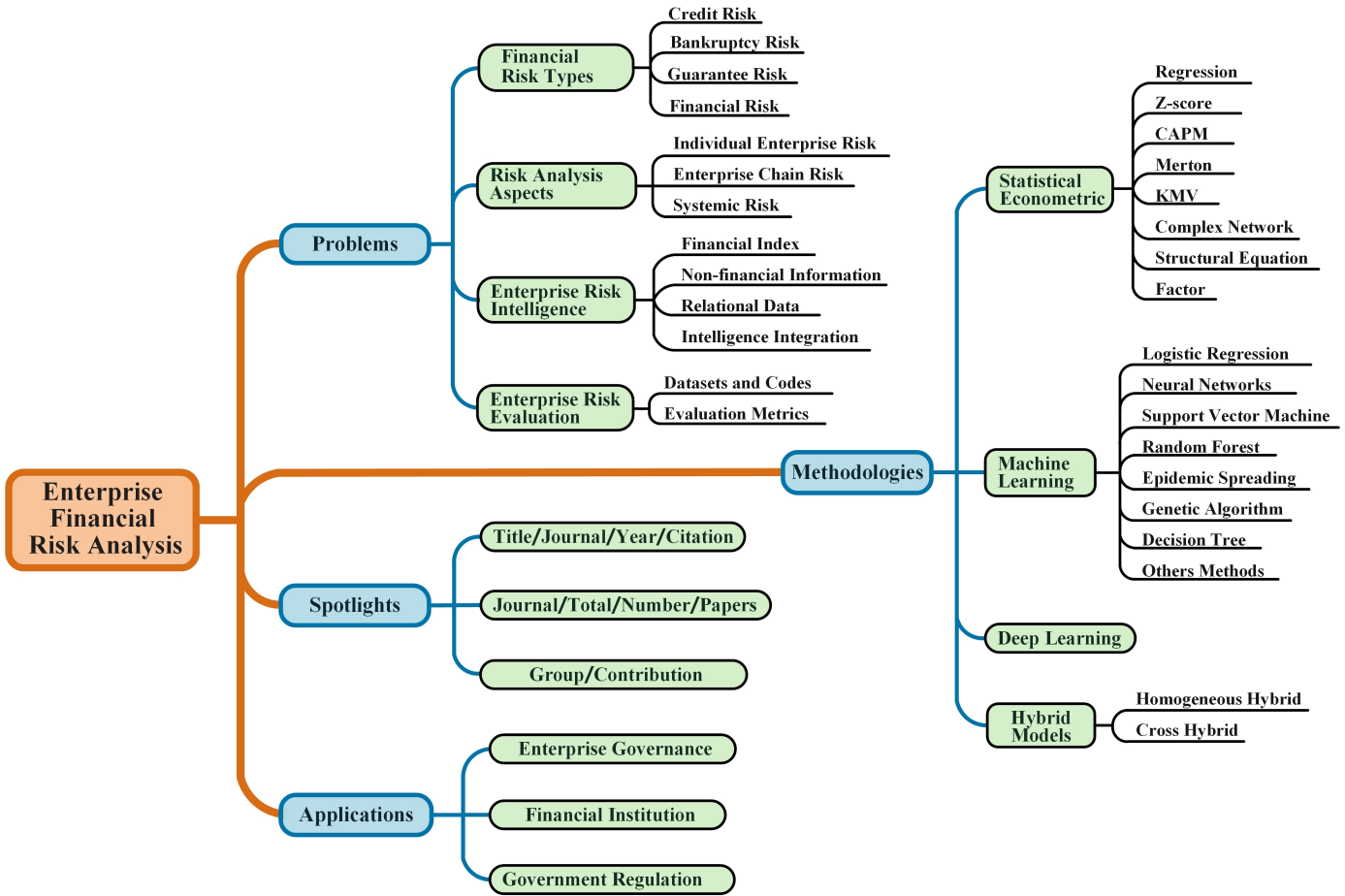


Fig. 1. The framework of enterprise financial risk analysis.

traditional statistical techniques are more suitable for processing large data sets without compromising prediction performance, while For smaller datasets, machine learning techniques provide higher prediction accuracy than traditional statistical techniques. Therefore, in the follow-up research, the number of kinds of literature on machine learning models showed an increasing trend, and then the attention to deep learning models gradually increased. At the same time, some scholars have established new models for special enterprises, such as innovative small and medium-sized enterprises, and implemented a novel method [6].

There are also some reviews devoted to studying how to improve the predictive ability of the model, and some scholars have made a comparative analysis of various techniques according to their advantages and limitations. ; while combining other heuristic evolutionary algorithms with existing techniques by using other tools to improve bankruptcy prediction ability [7]. Other research has shown how advanced models can be improved by using techniques that are more accessible to credit risk practitioners [8]. As we researched different models and methods in depth, we found that for different financial indicators used in the models, the conclusions of use may not be the same [9], but machine learning models for ordinary enterprises are generally better than traditional statistical models.

There are many articles on enterprise risk, and a search of "enterprise risk" in google scholar gives about 56,000 results sorted by relevance. It is very difficult for researchers who do not

yet have knowledge of enterprise risk to quickly grasp the state of research today, so we have collected nearly 2,000 pieces of literature on enterprise risk and have selected 320 of the very best and most recent pieces of literature on enterprise risk. We hope that this review will provide a basic overview for scholars to enter the field of enterprise risk. Figure 3 shows the distribution of our cited literature over time. Since the time range of our references is too long, we only show the distribution of literature within the last 12 years here. Figure 1 shows the framework of enterprise financial risk analysis.

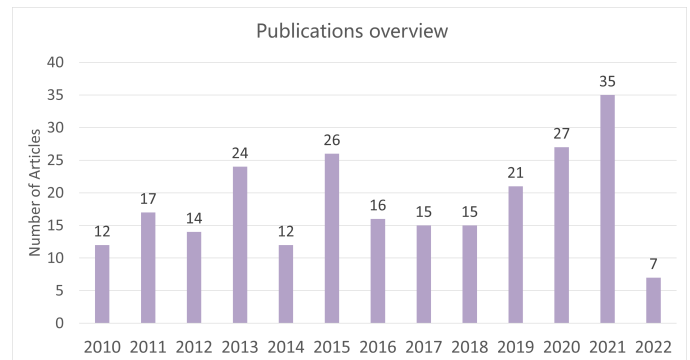


Fig. 2. Publications overview.

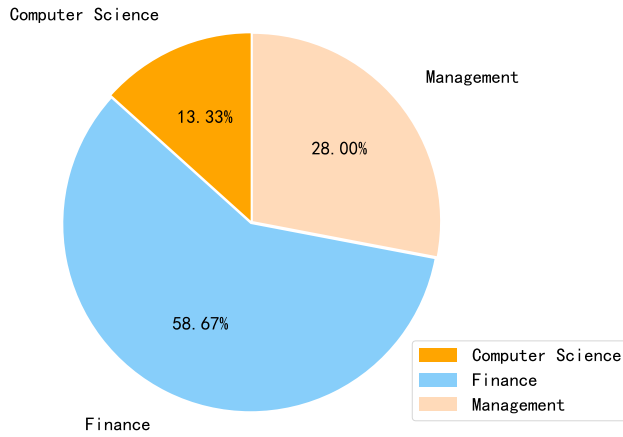


Fig. 3. Ratio of research areas.

The remainder of this article is organized as follows. In Section 2, we formalize the problems of enterprises from three different directions, namely, financial risk types, risk analysis, and data indicators. And in this section, we also introduce the data sets and evaluation indicators used in the article. In Section 3, we will systematically introduce the methods or models used more frequently. Section 4 shows the important application of the model at three different levels. Section 5 summarizes the contributions of the representative students. Section 6 provides guidance for future research directions. And finally, we conclude the survey in Section 7.

2 PROBLEM FORMALIZATION

2.1 Financial Risk Types

In this section, we review the previous researches on enterprise risk analysis in terms of risk types, i.e., credit risk, bankruptcy risk, guarantee risk, and financial risk, which are summarized in Table 1.

2.1.1 Credit Risk

Credit risk, also known as default risk, as one of the risks faced by firms, managers and researchers usually want to assess the risk through credit risk prediction and credit risk modeling evaluation. In order to better model and predict credit risk, researchers select specific data to construct prediction models, such as financial statements [10], [34], bond data [35], and loan data [36]. In addition to corporate financial data, researchers have found that corporate credit default swap (CDS) trading data can reflect corporate credit risk information [37], [38] therefore use CDS spreads to refer to the credit risk profile of firms. Some articles also use existing corporate credit rating data [13], or combine information from legal decisions with company financial data [11]. When performing credit risk modeling assessment or prediction, researchers typically use statistical measures, machine learning deep learning, and hybrid models.

Traditional statistical and econometric models have been widely used in the study of credit risk. For example, [39] in examining the linear relationship between the theoretical determinants of default risk and default swap spreads, the estimated coefficients of the smallest set of theoretical determinants of default risk were found to be statistically and economically significant using regression equations that were consistent with theory. A new

model was developed by adjusting the original KMV model for an accurate and stable measure of credit risk of SMEs [40]. The Merton model was used as a mathematical model for the pricing of financial derivatives to study corporate credit ratings. [41] show that the raw probability of default in ratings is not a relatively accurate measure, and that credit risk is multidimensional and one measure cannot contain all relevant information. The Merton model has also been used to explore the link between a firm's stock returns and credit risk [37].

In studies using machine learning techniques, researchers have mainly used integrated models, support vector machines [42], and logistic regression. [14], [43] use integrated machine learning models to predict corporate credit risk [44] and majority voting-based fuzzy GDM models integrating three intelligent agents as an effective multi-criteria decision analysis (MCDA) tool for credit risk assessment. Logistic regression has been used extensively, in [45] for the prediction of firm distress, [46] and [36] for the development of default prediction models. In [47] it is also used for reliable estimation of firm defaults, focusing on the role of innovative assets (e.g. patents) in credit risk modeling. There are also studies comparing machine learning models, for example, [9], [48] compare the effectiveness and feasibility of models such as support vector machines, bagging, boosting, random forests, decision trees, stochastic subspaces (RS), RS-boosting, and multi-boosting in credit risk prediction.

Deep learning techniques have been applied in credit risk assessment systems, for example, [49] use supervised neural network models based on back propagation learning algorithms to build credit risk assessment systems. An adaptive heterogeneous multi-view graph learning method is proposed to solve the small sample problem of credit risk prediction for SMEs when credit assessment systems are built [12]. [50] use the neural network Deep Risk method to predict the credit risk of SMEs.

To improve the accuracy of predicting credit risk, hybrid models, such as the combination of random subspace (RS) and MultiBoosting [51], are also usually used to improve the accuracy of predicting credit risk in SMEs. Genetic algorithms combined with support vector machines and BP neural networks are chosen to evaluate credit risk in supply chain finance [15]. Based on the use of neural network (MLP) constructed models and the original Z-score specification by Altman (1968) to benchmark the performance of the estimated models [52]. The output of the SVM classifier is interpreted and modified based on the results of logistic regression analysis to reduce the empirical risk of the SVM output [10]. [53] propose a new model that combines rough set theory (RST) with support vector machine (SVM) technique to improve the accuracy of predicting business failures.

2.1.2 Bankruptcy Risk.

Corporate bankruptcy risk refers to the risk that corporate assets are insufficient to repay their liabilities. Generally, it's the result of many other risks, and now, bankruptcy risk management is attracting much attention from many managers and researchers owing to its essential role in investment and decision-making. [54] suggests that efforts should be put in early to fight against corporate decline. Thus, many works focus on risk prediction. But, before the prediction, we need to answer a key question — why enterprises failed? It's the base of any prediction work. Hence, we overview previous studies and divide factors into two aspects, external and internal factors.

TABLE 1
Literature comparison in terms of enterprise risk types.

Enterprise Risk Types	Literature	Focus				Experiment			Method		
		Aspect	Intelligence	Industry	Country	Period	Size	Metric		Category	
Credit Risk	[10]	Individual Enterprise Risk	financial index	the whole spectrum	china	1999-2004	120	average misclassification	ML	SVM,LR	
	[11]	Individual Enterprise Risk	financial and non-financial index	manufacturing	China	2015-2017	1091	AUC,KS	Statistical measurement	DL	the multiview graph-based learning method
	[12]	Individual Enterprise Risk	financial and non-financial index	manufacturing	China	2011-2019	924	average accuracy,Type I error,Type II error	DL	Statistical measurement	the multiview graph-based learning method
	[13]	Systemic Risk	financial and relational index	the whole spectrum	Italy	2014	2.4M	CG,SEC	Hybrid Model	ML	multinomial logic, classification tree and neural network
	[14]	Individual Enterprise Risk	financial index	the whole spectrum	China	2012-2013	48	average accuracy,Type I error,Type II error,F-Measure	ML	Hybrid Model	Random Subspace-Real Adaboost
[15]	Supply Chain Risk	financial index	financial index	automotive	China	2019	192	classification accuracy	Hybrid Model	the genetic algorithm combined with support vector machine and BP neural network	
Bankruptcy Risk	[16]	Individual Enterprise Risk	non-financial and relational index	the whole spectrum	China	2016-2018	3,500,000+	AUC,IBMP	ML	two-stage multiobjective feature-selection method	
	[17]	Individual Enterprise Risk	relational index	the whole spectrum	Belgium,UK	2011-2014	2,400,000+	AUC	ML	Linear kernel training SVM	
	[18]	Individual Enterprise Risk	financial index	the whole spectrum	Japan	2002-2016	2662	average identification rates	DL	Conditional neural networks	
	[19]	Individual Enterprise Risk	financial index	the whole spectrum	Korea	1995-1998	168	Correct classification,Type I error,Type II error	ML	the BP network and the Kolmogorov network	
	[20]	Individual Enterprise Risk	financial and non-financial index	the whole spectrum	US	1994-2014	11827	AUC,accuracy ratio,accumulative decile-ranking	DL	Word Embedding, CNN, LR, Random Forest,SVM	
[21]	Systemic Risk	financial index	financial index	industrial	US	1981-1995	5999	t-statistic,regression coefficient	Statistical measurement	z-score,z-score	
Guarantee Risk	[22]	Systemic Risk	financial and relational index	bank	Germany	1996-2006	452	z-score	Statistical measurement	DL	regression model
	[23]	Systemic Risk	financial index	the whole spectrum	China	1997-2005	9060	correlation coefficient,VIF	Statistical measurement	Statistical measurement	descriptive statistics
	[24]	Individual Enterprise Risk	financial index	the whole spectrum	China	1999	875	t-statistic	Statistical measurement	Statistical measurement	regression
	[25]	Systemic Risk	financial index	bank	Japan	1996-2002	100	coefficient	Statistical measurement	Statistical measurement	regression
	[26]	Systemic Risk	financial index	the whole spectrum	Asia	2013-2016	112872	AUC	DL	DL	the dynamic graph attention neural network (DGANN)
[27]	Systemic Risk	financial index	financial index	bank	Asia	2013-2016	112872	Micro-F1 and Macro-F1 score	DL	the deep neural network	
Financial Risk	[28]	Individual Enterprise Risk	financial index	the whole spectrum	Slovak	2015	62533	P-values	ML	Multiple regression analysis	
	[29]	Individual Enterprise Risk	financial and non-financial index	the whole spectrum	world-wide	1992-2009	9000	correlation coefficients	Statistical measurement	ML	panel data regression
	[30]	Individual Enterprise Risk	financial index	the whole spectrum	world-wide	2008-2013	539	robust standard errors	ML	regression	regression
	[31]	Individual Enterprise Risk	financial and non-financial index	high-tech industries	world-wide	2016-2020	600	predict error	ML	ML	BP neural network model
	[32]	Individual Enterprise Risk	financial and non-financial index	E-commerce	China	-	3617	prediction accuracy	DL	DL	deep learning algorithm with data fusion technology
[33]	Individual Enterprise Risk	financial index	the whole spectrum	world-wide	1996-2013	17057	standard errors	Statistical measurement	Statistical measurement	Option pricing model,regression model	

As for external factors, many researchers find a relationship between the macroeconomic environment and bankruptcy. Early in 1998, [55] investigates the impact of some macroeconomic indexes on corporate failures like interest rate and unemployment rate. They are positively associated with bankruptcy rate. Further, [56] demonstrates the relationship between a higher financial development level and a lower probability of bankruptcy. Besides, macro environment policy is considered another inescapable shock. Industry-specific policies affect the risk level of companies in the industry. Like [57], it finds higher risk levels of metal minerals companies after the implementation of the export restriction policy of metal minerals. Additionally, some global shock events also have strong power on corporate bankruptcy risk. [58] suggests when Black Swan events occur, precautionary saving for SMEs is critical to enhancing resilience.

When it comes to internal factors, we have to talk about accounting factors first. As [59] concludes, better financial positions mean the ability to control costs and good solvency. And bad debt loss may lead to a high level of the current credit sales revenue and accounts receivable. Thus, accounting factors really deserve our attention. In 1980, [60] proposes four possible factors including firm size, current liquidity, financial structure and performance. And [61] has similar findings too. Further, [62] shows that accounting conservatism can reduce bankruptcy risk because it can enhance cash and earnings management. Besides, the corporate governance structure is another important part that accounts for bankruptcy. [63] finds the strong power of corporate governance structure in bankruptcy prediction. Later, more and more studies focus on the relationship between directors and bankruptcy. Like [64], it stresses the importance of financially linked independent directors' efforts at a critical moment for the company. Many other aspects have been explored by researchers as well. Like leveraged buyout transactions [65], downsizing [66], corporate social responsibility [67], and so on. In short, those comprehensive analyses of the reasons help us better understand the bankruptcy risk and lay the foundation for subsequent predictions.

2.1.3 Guarantee Risk

Guarantee risk is the possibility that a credit guarantee agency will suffer losses due to various uncertainties in the course of its guarantee business operations. Many SMEs have difficulties in raising finance due to their small size and relatively weak risk resistance and solvency, and a study of guarantee risk assessment and its system will help to enhance the guarantee capacity of enterprises and improve their financing difficulties. This section will mainly introduce some theoretical achievements of guarantee risk, guarantee methods and guarantee risk assessment models.

Among the theories about guarantee risk, Cowan *et al.* in [68] found that partial credit guarantees can significantly influence the default rate of insured loans, with insured loans 1.67% more likely to be in default after 24 months compared to similar loans without insurance, but this phenomenon hardly occurs for borrowers with large assets of their own, this result suggests that guarantees influence firms' incentives to repay loans; GROPP *et al.* in [22] empirically analyzes the effect of public guarantees on banks' risk-taking through a natural experiment, which finds that banks that break away from government guarantees adopt a safer credit strategy, cutting off loans to the riskiest borrowers and thus reducing credit risk; Wu *et al.* in [69] studies the feasibility of letter-of-guarantee securitization according to the theory of asset-

backed securities, and propose two important indexes when constructing the return model of letter-of-guarantee securities: the risk probability of asset-backed securities and the loss rate of asset-backed securities, so as to analyze the cash flow of securities. And simulation experiments are also designed to investigate the factors influencing the model's return. The results of the experiments show that the security has a higher return in boom periods and that an increase in the probability of cash flow risk or a shorter maturity also enhances the return; Jian *et al.* in [23] analyses the determinants of Chinese firms' participation in guarantee circles from both macroeconomic and microeconomic perspectives. The results show that in regions with high economic growth but lacking a well-developed banking system and legal protection, firms are more likely to obtain guarantees from companies related to their controlling shareholders.

Depending on the financing needs of the enterprise, the guarantee methods have diversified, with common guarantee methods including equity swap guarantees [70], [71], related party guarantees [24], government guarantees [25], [72], [73] and mutual guarantees. Equity swap guarantee is a new type of credit agreement between a bank, an insurance company and an SME, whereby the insurance company acts as a guarantor and allows the bank to lend to the enterprise, and if the enterprise defaults on the loan, the insurance company pays the interest and principal, while the enterprise is required to allocate part of its equity to the insurance company as a guarantee cost; Related-party guarantees refer to guarantees that occur between related or indirect related companies, mostly when the controlling shareholder asks the company to provide guarantees for related-party companies out of their own interests. This type of guarantee seriously infringes on the interests of minority shareholders; Government guarantees generally refer to the loan guarantees provided by the government to banks for SMEs, which increase the risk tolerance of banks; Mutual guarantees are a common form of guarantee for SMEs, in which both enterprises use their creditworthiness to guarantee each other's financing to banks on the premise of mutual assistance, and form a guarantee chain. The characteristic of this guarantee method is that once a debt crisis breaks out in a company on a certain node of the guarantee chain, it will affect the enterprises in the entire guarantee chain, and even cause financial turmoil.

Guarantee risk assessment can effectively identify bad borrowers, reduce the likelihood of default and reduce the losses of lenders. With the development of society and the growth of credit size year by year, in the context of mutual guarantees for SMEs, in order to macro-regulate guarantee networks and eliminate potential systemic financial risks, a distress prediction framework based on time-series guarantee networks [74] is proposed, which preserves the temporal network structure and credit behavior sequences in an end-to-end model and employs graph attention layers for representation learning of nodes in time-series guarantee networks, applying the model to a real loan dataset and demonstrating model validity. Cheng *et al.* in [75] proposes an automatic default prediction model for secured network loans. To solve the data imbalance problem, the dataset is processed with the classical KNN algorithm, and then the risk spread is estimated based on a data-driven approach. The model auc performance results are significantly better than the base class model, and in addition to isolate the default risk of secured loans from spreading in the loan network structure, Cheng *et al.* in [76] also proposes an advanced graph neural network architecture (iConReg) to regulate the contagion risk of online lending, and the model uses deep

graph learning techniques to improve the authorities' ability to respond to systemic financial crises. For the assessment method of guarantee risk, Cheng *et al.* has also proposed a loan risk prediction model based on higher-order graph attention representation [77] and a risk guarantee relationship prediction model based on dynamic graph-based attention neural network [26] (DGANN), both of which have shown better performance in the default risk assessment of guaranteed loan networks; In a study by another academic, a logistic regression model with random effects based on financial and non-financial factors [78] is constructed, which is able to adapt to the individual characteristics of SMEs for guarantee risk prediction.

2.1.4 Financial Risk

Financial risk is a problem that most enterprises must face in financial management. It is objective and impossible to eliminate. The reasons for the formation of financial risks are complex and changeable, and the results also have a significant impact on enterprises. Therefore, for enterprise managers and investors, financial risk warning and management are very important for them to make the right decision. As an important part of enterprise risk management, financial risk has been studied by many scholars. This section will review the existing literature from the aspects of financial risk prediction and assessment, and influencing factors.

With the continuous development of the world economy, the business environment of enterprises is becoming more and more complex. At the same time, the cases of enterprises facing financial difficulties and even bankruptcy are increasing. The financial crisis of enterprises will not only affect the managers and investors but also bring a series of problems. Therefore, enterprise financial risk warning is particularly important for enterprises. Therefore, many scholars have studied financial risk early warning. For example, [79] uses convolutional neural networks and financial data to build a financial risk prediction system to help investors and enterprises find possible financial crises in listed companies. [80] proposed an algorithm based on a hybrid PSO-SVM model to provide early warning for enterprise financial risks. [79] and [81] extract the cash flow statement, income statement, balance sheet and other financial data of the listed company, on the basis of which the financial risk warning model is established, and the company with the collected data is taken as the forecast target to predict the financial risk of the company. In [82], Li *et al.* conducted in-depth research on financial risk early warning based on DL theory, and proposed a model that can better predict corporate financial risk.

In addition, many scholars have studied the factors that affect the financial risk of enterprises. For example, in [83], McNulty *et al.* prove that there is a close relationship between the board management process and enterprise financial risk based on quantitative empirical evidence. In [84], Su *et al.* used multiple regression analysis to test the mechanism of influence of scientific and technological innovation investment on corporate financial risk. In addition, many scholars have studied the relationship between social performance and financial risk. For example, Boubake *et al.* In [85] studies how corporate social responsibility affects the level of financial distress risk, and the research shows that the two are negatively correlated. Landi *et al.* In [86] uses dual risk measurement to test the impact of corporate social performance which is represented by ESG (Environmental, social and governance) assessment on corporate financial risk.

2.2 Risk Analysis Aspects

In this section, we review the previous researches on risk analysis in terms of different aspects, i.e., individual enterprise risk, enterprise chine risk, system risk, which are summarized in Table 2.

2.2.1 Individual Enterprise Risk

Individual enterprises will encounter many risks in the process of operation, and many management activities at the enterprise level will also be affected by various pressures. In the face of these problems, scholars usually choose to build models to avoid and prevent them. In the process of trade, multiple companies usually cooperate to achieve the best benefits. In this section, we comprehensively target individual companies, mainly starting from the default inspection of partner companies and the risks faced by their own companies, and make a corresponding sorting out.

Enterprises often face losses caused by one party failing to fulfill their commitments during the transaction process. To avoid this credit risk, we usually build a model to assess the risk of corporate default in order to achieve the purpose of reducing losses caused by inter-company cooperation. [103] studies the default risk of a single firm by proposing a simple model for assessing risky debt to calculate the expected credit risk exposure over the life of a contract or a portfolio of contracts. The model explicitly uses a company's credit rating as an indicator of the likelihood of default. [87] provides a maximum likelihood estimate of the term structure of the conditional probability of default for firms, and finds that the estimated term structure of the default risk rate of individual firms is significantly dependent on current economic conditions in both level and shape, especially the firm's current leverage ratio. [104] establishes a framework to analyze the impact of macroeconomic conditions on the credit risk and dynamic capital structure choices of individual firms, and [96] proposes an credit risk assessment system. Scholars have also focused on the relationship between default risk and some factors of individual firms. For example [105] develops a small open economy model to study default risk and its interaction with output, consumption and external debt. The model suggests that default incentives and interest rates are higher in a recession. For a single firm, [106] finds that firms with less liquid bonds would earn higher yield spreads, while improved liquidity would lead to significantly lower yield spreads. But neither the level nor dynamics of yield spreads can be fully explained by default risk determinants.

In addition to predicting the default risk of the cooperative company, predicting the bankruptcy of its own company has always been an important research topic in the financial field. Accurately judging whether a company will face bankruptcy risk can minimize financial risks and obtain better economic benefits. At present, many scholars have carried out research on the model of predicting the bankruptcy of a single enterprise, and at the same time improved and optimized the proposed model. For example, in order to improve the accuracy of risk prediction for individual enterprises, [89] develops a genetic-based support Vector machine (GA-SVM) model, which was the first to be applied to risk prediction, which also means that the combination of real-valued genetic algorithm and traditional SVM model is very successful. Another example [107] develops some new and revised performance metrics, which provided some new perspectives on the relative performance of various methods. [108] and [9] compare

TABLE 2
Literature comparison in terms of risk analysis aspects.

Risk Analysis Aspect	Focus				Experiment			Methodology	
	Literature	Type	Industry	Country	Period	Size	Metric	Category	Methodology
Individual Enterprise Risk	[87]	Credit Risk	industrial machinery and instruments sector	the U.S.	1971-2001	26,000 firms	statistical	Statistical measurement	maximum likelihood estimation
	[88]	Credit Risk	various	the U.S.	1995-2003	4000 firms	statistical	Statistical measurement	Bayesian Zero and the LOT Model
	[89]	Bankruptcy Risk	various	Taiwan	1995-2003	88 firms	coefficient	machine learning model	GA-SVM
	[29]	Financial risk	financial markets	the U.S.	1992-2009	500 composite index	statistical	Statistical measurement	"single component model;"
	[90]	Financial risk	financial markets	Australian, German, Taiwanese Chinese	1992-2009	2818 cases	prediction accuracy and the Type I errors	Statistical measurement	The "independent component" model;"
[91]	Supply Chain Risk	supply chain professionals	-	-	199 questionnaires	statistical	Statistical measurement	LDA, t-test, LR	
[92]	Credit Risk	commerce	Greek	1998-2003	over 42,000 observations	non-compensatory character	machine learning model	statistical measurement	ELECTRE methods
[25]	guarantee risk	bank	Japan	1996-2002	100 banks	statistical	Statistical measurement	machine learning model	High-dimensional conditional distribution
[93]	Credit Risk	various	the U.S.	2006-2012	100 firms	calculation	Statistical measurement	Statistical measurement	dynamic model for copula
[94]	Bankruptcy Risk	various	French	2003-2016	1.4 million firms	accuracy	machine learning model	machine learning model	organizing neural network
[95]	Bankruptcy Risk	various	France	2003-2016	977,400 firms	accuracy	machine learning model	machine learning model	XGBoost
[96]	systemic risk	-	Australia	2011-2016	600 instances	evaluation accuracy	machine learning model	machine learning model	Neural Network Model Based on Back Propagation Learning Algorithm
[97]	systemic risk	tourism	the U.S.	2018-2020	95firms	interconnectiveness	Statistical measurement	Statistical measurement	TALIS
[98]	systemic risk	commerce	the U.S.	2006-2016	86 firms	interconnectiveness	Statistical measurement	Statistical measurement	dynamic estimation method
[99]	Bankruptcy Risk	industry	the U.S.	1998-2010	500firms	coefficient	machine learning model	machine learning model	principal component analysis
[100]	Credit Risk	bank	the U.S.	from 1976 onwards	4m establishments and 70m employees	statistical	Statistical measurement	Statistical measurement	regression model
[101]	Bankruptcy Risk	financial	US, UK, and Canadian	1994-2006	2171 firms	statistical	Statistical measurement	Statistical measurement	Multiple regression analysis
[102]	Credit Risk	35 industries	Australia	2004-2011	1770 individual stock prices	coefficient	Statistical measurement	Statistical measurement	CAPM

various models and methods for predicting the bankruptcy ability of a single enterprise, [108] compares the prediction ability of neural networks and classical multivariate discriminant analysis for enterprise bankruptcy; [9] tests machine learning Models (support vector machines, bagging, boosting, and random forests) to predict bankruptcy a year before an event and compare their performance with results from discriminant analysis, logistic regression, and neural networks. [109] examines the short- and long-term bankruptcy risk of individual firms and implements a simplified form of econometric model, while exploring the determinants of firm failure and the pricing of financially distressed stocks. Another example [110] compares the performance of a market model for predicting corporate bankruptcy with a z-score model, showing that the accounting-based approach yields significant economic benefits over the market-based approach.

In addition, many articles explore effective ways to solve the problems faced by analyzing the causes of different risks. [28] assesses the financial risk of Slovak entities by identifying the important factors and determinants that affect the prosperity of Slovak companies, while introducing the company's debt, default or prosperity issues as a way of risk management. Both [29] and [30] explore the relationship between the social responsibility (CSI) of individual firms and financial risk. [29] focuses on the wealth protection effect of socially responsible corporate behavior and found that CSI was positively and strongly correlated with financial risk. [30] finds that firms receiving higher CSI coverage faced higher financial risks, while showing that the influence of the reporting media was a key condition for this relationship. Financial distress prediction has always been a research hotspot in the financial community, and [90] studies the role of feature selection in financial distress prediction. In addition to a comprehensive study to examine the impact of performing filter- and wrapper-based feature selection methods, the impact of feature selection on predictive models obtained using various classification techniques is also investigated. Aiming at individual businesses engaged in the service industry, [111] uses a decision tree (DT) to study the key financial distress factors of financially distressed restaurants, showing that financially distressed restaurants were not only more reliant on debt, but showed lower levels of debt than non-distressed restaurants asset growth rate, lower net profit margin and lower current ratio.

Based on the analysis of individual enterprises in the above articles, most of the literature put forward their own opinions on the basis of in-depth research on risk management. In response to this risk, [112] proposed a method to predict the systemic impact of financial institutions in interconnected systems. He also showed that since this method can capture and effectively predict system correlations over time, it can be an effective monitoring tool for regulators. [113] quantitatively examines a large number of systemic risk aversion measures proposed in the literature, evaluating each candidate indicator by testing its ability to predict quantile of future macroeconomic shocks. [114] conducts a specific study on the risk of supply chain disruption, and provided relevant insights into related issues such as supply chain risk, vulnerability, resilience, and continuity. [91] extends our understanding of the factors that contribute to a firm's resilience to risk in the presence of supply chain disruptions. [115] conducts research on agility as an essential element for managing supply chain risk and shows that companies can gain significant strategic value by implementing risk reduction programs that require relatively low levels of agility. [116] studies mitigation strategies for inherent or high-frequency

risks and interrupted or infrequent risks to deal with these risks, and finally researched general strategies that can deal with most risk types as well as specific strategies to deal with specific risks.

2.2.2 Enterprise Chain Risk

In a large financial social system, companies tend to collaborate and influence each other. We can call it an enterprise chain if there is a linkage and some kind of transmission relationship between multiple enterprises. Companies at different points play a role in the formation and stability of the enterprise chain (supply, sales, etc.). Financing, investment, production and operation activities are always happening in the enterprise chain, which are accompanied by profits and risks. Depending on the type of financial activity, the main types of risks the enterprise faced are also different. Credit risk and guarantee risk have to be considered in the funding process, and systemic risk, bankrupt risk are important factors influencing investment decisions, Finally financial risk and supply chain risk are important information and basis for the risk management. This section will provide an introduction to the main types of risk that may be encountered in the above-mentioned financial activities and list the contributions made by some scholars in the field.

Capital association is an important feature of modern enterprises. Capital is the first driving force of the economic activities of enterprises and plays a vital role in their operation and development, but nowadays, in the face of the complex internal and external economic and financial situation, many enterprises are trapped in financing difficulties. A company's creditworthiness and ability to guarantee is key to its ability to obtain financing and the amount of financing it can obtain. Many scholars have worked on credit rating and guarantee methods to build reasonable and feasible risk assessment models that can alleviate the financing difficulties of enterprises while reducing the occurrence of bad debt situations. In the area of credit risk, [92] applied the Outranking Model to credit ratings using evolutionary algorithms based on the ELimination Et Choix Traduisant la REalité trichotomique, providing a new way for the development of credit rating; [96] applied artificial neural network technology to credit scoring and proposed a new credit risk assessment model based on back propagation learning algorithm without considering the distribution of data compared to traditional statistical method, which has a promising application for automated processing of credit application; [104] researched the macroeconomic impact on credit risk and dynamic capital structure in terms of external environmental conditions. The results show that if a firm's cash flows are dependent on the current economic environment, it is advantageous for firms to make financing decisions based on current macroeconomic conditions and find that leverage, debt levels are counter-cyclical in nature. To protect enterprise chain from guarantee risk, academics have proposed a range of guarantee methods to enhance the guarantee capacity of companies such as equity swap guarantees, government guarantees, related party guarantees, etc. Equity swap guarantee is an innovative financial product for companies, insurance companies and lenders. The lender lends money to the entrepreneur at a given interest rate, with compensatory payments made by the insurance company if the entrepreneur defaults, and a portion of the equity in the company is allocated to the insurance company. [70] found that EGS (equity security swaps) can effectively overcome entrepreneurs' borrowing constraints and bring diversification benefits and tax advantages; [73] constructed an investment and financing model

based on the equity swap guarantee model to derive the pricing of options and concluded that the higher the level of guarantee, the smaller the value of the option; Government guarantees are credit guarantees provided by governments around the world for loans granted by banks to small and medium-sized enterprises. [25] found that this guarantee model would provide an incentive for banks to take more risk and issue more unsecured loans; A related party guarantee is a loan guarantee provided by a majority shareholder to a holding company, an act known as "tunnel-digging", which is seriously detrimental to the interests of minority shareholders. [24] found a way to observe this behaviour and conducted a study which found that small, highly profitable companies with high growth potential were very unlikely to issue related party guarantees.

The funds raised in the course of corporate finance are generally used for investment, which can be divided into direct investment and indirect investment. Direct investment is an investment in which the investor invests monetary funds directly into an investment project, forms a physical asset or purchases an existing business, while indirect investment is an investment in which the investor uses his capital to purchase corporate bonds, financial bonds or company shares, etc in anticipation of receiving a certain return. In particular, Systemic risk also has an indirect effect on bankrupt risk and investments should avoid projects and securities with a high insolvency risk as far as possible. [117] studied financial networks and developed a two-way banking network model consisting of banks and bank assets to study financial systemic risk, and proposed a cascading failure model to describe the risk propagation process. The experimental results illustrated the applicability of the model to stress tests of systemic risk, and found that commercial real estate was the main cause of over 350 commercial bank failures between 2008 and 2011. 350 major causes of commercial bank failures in the United States; [93] used a dynamic distribution model based on copula with high dimensional conditions for systematic risk metric estimation, which greatly reduced the computational burden. Bankruptcy prediction is the main research content of bankruptcy risk. Without using accounting data, [16] constructed a new bankruptcy prediction model using transaction data and payment network-based variables for SMEs, validating the importance of transaction data and payment network-based variables for bankruptcy prediction; [94] incorporated the corporate history into the self-organizing neural network model, and made a more accurate dynamic prediction of bankruptcy risk; [95] applied the machine learning method in bankruptcy prediction to the actual business field, and solved the skew problem in financial data features, improved the ML accuracy, and analyzed the recognition characteristics of Xgboost and explanation, and finally show that the model can be directly applied in the industry.

Enterprise production management includes production management and planning management. In production management, the production plan of an enterprise is closely related to the upstream and downstream enterprises in its supply chain, while in planning management, an enterprise can understand the operating conditions of an enterprise through daily financial information, so as to change the way of operation. Supply chain risk and financial risk are issues that companies have to face in the process of production management and planning management. In order to better deal with supply chain risk, [118] described and defined supply chain risk according to its core characteristics, and believed that supply chain risk was the potential loss for a supply chain in

terms of its target values of efficiency and effectiveness evoked by uncertain developments of supply chain characteristics whose changes were caused by the occurrence of triggering-events; [119] wondered about the impact of supply chain risk disruptions, he constructed a supply chain model with one retailer and multiple risky suppliers, and studied inter-firm supplier selection, pricing and ordering policy issues; [120] distinguished between companies according to manufacturing and service industries. He summarised and developed a new enterprise supply chain risk management programme by investigating and studying the successful methods and experiences of eight companies in their supply chain risk response. As for financial risk, [121] study on financial risk assessment based on CoCoSo's q-order positive wing air fuzzy multi-criteria decision algorithm; [31] applied artificial neural network technology to financial risk identification, built a BP neural network, used principal component analysis to optimize the inputs to the model, obtained six key financial indicators, and used particle swarm algorithm to tune the model, the final results show that the model has good recognition effect for static financial risk; [32] has developed a deep learning-based financial early warning model in the context of e-commerce to effectively prevent and deal with crisis signals as they arise. [122] added textual information as a sentiment analysis of management communication to a financial early warning model, and the experimental results of the model found that proactive risk management had a significant positive impact on financial performance.

2.2.3 Systemic Risk

Systemic risk refers to the risk that has not been discovered or paid attention to due to various external or internal adverse factors accumulated for a long time. In a certain period, resonance leads to uncontrollable financial system participants fleeing in panic (selling), resulting in increased investment risks in the whole market. Systemic risk affects all participants in the market and cannot be eliminated by diversification. Because systemic risk has a wide impact on the financial system, it is of great significance for financial participants to explain it comprehensively.

Systemic risk affects the operation of the global economy and national policies, and systemic events can lead to systemic risk. How do they cause systemic risk? How does systemic risk spread through the financial system? In this section, we provide an overview of it.

Systemic events such as the epidemic of infectious diseases, terrorist attacks, and other emergencies always have a significant impact on the global economy. For example, [123] shows that the pandemic increased the systemic risk of countries during the COVID-19 pandemic. This effect works through the channels of government policy response and bank default risk. The analysis shows that the outbreak of COVID-19 is more detrimental to the systemic stability of banks with large, highly leveraged, higher risk, high loan-to-asset ratio, insufficient capital, and low network centrality. Yet the outbreak has also affected different industries inconsistently. For example, the pandemic increased activity in the healthcare and technology sectors, which positively impacts revenues [97]. But for tourism-linked industries, movement restrictions have been imposed across the globe because of the highly contagious nature of the coronavirus. This has led to a decrease in the number of people traveling, and the tourism industry, including transportation, hotels, and restaurants, has been severely affected by COVID-19. At the same time, [124] shows that during the COVID-19 pandemic, enterprises, especially micro-enterprises,

may face the direct risk of liquidity crisis if they cannot generate a revenue stream within a few months. [125] shows that the September 11 attacks significantly impacted a range of airline stocks listed on international stock markets. The occurrence of this incident has led to a considerable increase in systemic risk in the airline industry, which impacted portfolio diversification and the ability of airlines to raise capital. [126] finds that the increase in oil supply shocks led to economic instability in GCC countries (the Gulf Cooperation Council), thereby increasing the systemic risk of GCC regional banks. While during the global financial crisis and COVID-19, aggregate demand shocks significantly impacted bank risk.

The implementation of national policies is closely related to the economic operation of the whole country. For example, the implementation of various regulatory policies. The implementation of inter-bank lending regulation reduces the risk of commercial banks compared with unregulated non-bank financial institutions. Big banks, which tend to engage in inter-bank financing more than small ones, will be more affected [98]. [99] introduces absorption ratio as a systematic risk measure to reflect market vulnerability, which can be an early warning sign that financial regulators perceive market stress. The deregulation reform of the US banking industry has led to an extraordinary increase in entrepreneurship and business failures, with the most significant number of new businesses among the businesses that fail [100]. Besides increasing innovation, [127] finds that deregulated banks can better spread credit risk geographically. [128] finds that intrastate bank deregulation increases the local market power of banks and reduces the level of innovation and risk of young private firms. In contrast, interstate banking deregulation reduces the regional market power of banks and increases the level of innovation and risk for young private firms. The implementation of policies generally affects the behavior of enterprises. The use of the Sarbanes-Oxley Act, for example, has led to a significant reduction in risk-taking by publicly traded American firms and may reduce their risk-taking [101]. [102] Australian market green policy has a long-term systemic risk affecting the industry, leading to the diamond risk phenomenon. Interestingly, [129] finds that policy risk would be affected by regions, and people in the different areas would hold different views on a unified policy. In addition to regulatory measures, the impact of monetary policy on systemic risk has also received much attention, especially in the real estate sector. A factor-augmented vector automatic regression model is used in [130] to analyze the monetary transmission through private sector balance sheets comprehensively, credit risk spreading and asset markets, showing that expansionary monetary policies and bullish stock markets tend to accelerate the growth of housing prices, while restrictive monetary policies slow down the growth of housing prices. [131] suggests that the impact of monetary policy on the real estate sector is highly significant and persistent, while the impact on risk spreads in money and mortgage markets is relatively short-term. It also indicates that China's monetary policy behavior is the key driver of China's real estate price growth change. Monetary policy affects stock prices through expected future stock returns rather than affecting actual interest rates or expected future dividends to affect stock prices in the real estate sector [132].

As economic entities become increasingly interconnected, shocks in the financial network can trigger major cascading failures throughout the system. [133] introduces DebtRank, a new measure of system impact inspired by feedback centrality,

which can be used to identify systemically important nodes in a network. It is found that institutions form a strong association graph institution in which each node becomes systemically important at the peak of the crisis. Moreover, even small dispersion shocks can trigger systemic defaults. The findings suggest that the debate about "too big to fail" institutions should include the more serious "too central to fail" problem. [134] shows that the systemic risk of individual trades is 1,000 times greater than the corresponding credit risk. Financial entities can be linked to each other through a network of different financial contracts, such as credit, derivatives, foreign exchange, and securities. Considering only one aspect would underestimate total systemic risk. To study the systemic risk of the financial system, it is essential to correctly understand the spreading process of the risk in the system. [1] proposes an instrumental variable regression approach that can deal with potential endogeneity issues in the analysis of contagion measures as determinants of tail risk. The results suggest that more contagion-centric countries tend to be less prone to tail risks. [117] proposes a two-sided bank network model consisting of banks and bank assets to predict corporate failure, and the model can be used to stress test the systemic risk of the financial system. [135] establishes the probability model of contagion among banks by establishing the bow-tie structure of the weighted guide graph describing the structure of interbank loans. The characteristics of the systemic risk related to infectious diseases calculated by this model are consistent with the characteristics of overt stress testing. Credit risk is one of the most critical risks in the banking industry. The closeness of links between banks can be an essential channel through which default risk spreads. Part of the previous literature assumes that banks lend as evenly as possible among all other banks by maximizing the entropy of inter-bank linkages and that this approach tends to underestimate the extent of contagion. The [136]'s data on banks' actual bilateral exposure suggests that, at some point, the method tends to overestimate the scope of contagion. By establishing a dynamic model that combines credit risk technology with the contagion mechanism of the inter-bank risk exposure network, [137] reveals the emergence of a robust contagion mechanism, in which a lower default correlation among banks corresponds to a higher loss. [138] reduces systemic risk by increasing the transparency in the network and reducing interbank lending of systemically risky nodes. [139] introduces a new framework that provides an interpretable map of default dependence among institutions, highlighting possible contagion patterns and institutions that may pose a systemic threat. [140] obtains the results of the analysis of the interbank lending network model based on the directly related financial parameters (such as interest rate and leverage ratio) from the specific formula, and also obtains the closed-form formula to calculate the critical value of the number of creditors of each bank for the propagation of a single shock in the network. [141] proposes to generalize the concept of clustering coefficient, which is used to capture the area around the clustered existing node and the highly interconnected at different distances from the node itself. High-order weighted averages to calculate the clustering coefficient of different levels can measure systemic risk. [142] develops an innovative complex network approach to interbank model networks with systemic risk contagion, using balance sheets to determine whether financial institutions at nodes have sufficient capital reserves to prevent risk contagion. Certain factors may be mitigating factors for systemic risk in most cases. Still, the same factors that [143] contribute to recovery under some conditions may be significant sources of

systemic risk under other conditions. [144] shows that bank scale is not a factor affecting the contagion in interbank networks. [145] analyzes the stability of interconnected banking systems from the network of transnational banking systems. The results show that countries that are linked to more stable banking systems abroad through foreign borrowing or lending positions are significantly affected by positive spillovers.

2.3 Enterprise Risk Intelligence

Table 3 presents previous studies on risk analysis in terms of enterprise risk intelligence, i.e., financial index, non-financial textual information, relational data, and intelligence integration. And Figure 4 shows the publication trends of enterprise risk intelligence over the years.

2.3.1 Financial Index

Financial indicator means relative index for summarizing and evaluating the financial status and operating results of an enterprise. By analyzing the financial indicators of the enterprise, we can detect the current situation and achievements of the enterprise, and identify the potential risk at the same time, and provide a reliable basis for the enterprise to conduct risk assessment or risk prediction, so as to achieve the purpose of reducing the risk loss. Due to the accurate forecasting ability of financial indicators, analysis of them plays an important role in enterprise risk forecasting.

In this section, we systematically review the impact of financial indicators from the perspective of banks and enterprises. In addition to the three common financial indicators (balance sheet, income statement and cash flow statement), we also examine the relationship between other indicators (bonds, stocks, credit default swaps (CDS), etc.) and corporate risk.

It is an important means for enterprises to define model variables through financial indicators to assess their risks and to predict bankruptcy. For example, [158] using the balance sheet studies specific bankruptcy determinants. Firm inefficiency is an important indicator of firm failure, and it also adds additional explanatory power to models including balance sheet and qualitative variables. At the same time, non-balance sheet items also significantly improve the explanatory power of predictive bankruptcy models. And [146] proposes a new method to select bankruptcy predictors, which provides a good bridge between non-parametric and fully parametric. The liquidity of capital is also an important indicator. [161] develops a dynamic bankruptcy model to reduce the risk of not finding an acquirer before bankruptcy under bad liquidity of assets, and we find that default probability still increases while equity, debt, and company value reduces, but this case could lead to a positive share price reaction. [162] by studying the typical financial characteristics of Japanese companies toward failure, find that the capital flow of failed companies has dropped significantly, which constructs a corporate bankruptcy prediction model with higher prediction accuracy. [33] conducts a study on the comparability of financial statements, and using the comparability measure finds that expected crash risk decreases with comparability of financial statements, while comparability can mitigate the market's asymmetric response to bad and good news disclosures. Both [163] and [164] study the relationship between credit default swap (CDS) data and corporate risk. [165] using CDS spread data, and using a multi-factor credit model that allows for systemic and sovereign-specific credit shocks, finds

that the systemic risk among US sovereigns is much lower than that of euro area sovereigns. Using bond data to study credit relationship is another method to study. [35] explains the common risk factors in the cross-section of corporate bond returns; [166] develops a structural bond valuation model using bond price data in order to capture the credit risk and liquidity risk of enterprises, [167] provides a new method for pricing and hedging derivative securities involving credit risk, which can be applied to corporate debt and over-the-counter derivatives. [168] finds a term structure using risk-neutral implied default probabilities obtained from the market prices of a group of bonds of the same issuer. [169] and [109] studied the relationship between stocks and corporate risk. [169] applies the Merton (1974) option pricing model to calculate default measures for individual firms and assess the impact of default risk on stock returns. [109] explores the determinants of corporate failure and the pricing of financially distressed stocks, which found that financially distressed stocks had unusually low returns, but much higher standard deviations, market betas, loading on value and small-cap risk factors. Policies also have a certain impact on enterprises. [131] uses a factor-augmented vector autoregressive model to comprehensively analyze monetary transmission through private sector balance sheets, credit risk spreads, and asset markets, and explore the role of monetary policy in this. [130] studies the main monetary policy variables and showed that China's monetary policy behavior is the key driver of changes in China's real estate price growth.

For banks, building models to help them predict corporate risk is an important issue. In order to get more efficient credit strategies, [170] calculates the company's profit margin and supply and demand stability by combining data such as the company's profit margin to establish a logistic regression model which determines whether the bank will lend, loan amount, interest rate and loan term, etc. [51] used "traditional" factors such as the current ratio and quick ratio of small and medium-size enterprise to predict the credit risk in supply chain finance, and proposed an enhanced hybrid ensemble ML method to improve the ability to predict its credit risk and its financing capabilities. The banks own risk is also an aspect of the study. [171] adopts multiple financial ratios and applied multiple methods (neural network techniques, support vector machines, and multivariate statistics) to the problem of bank failure prediction in historical real cases. At the same time, it is also necessary to analyze the risk contagion of banks and fit the risk propagation process, which has important guiding significance. For example, [117] creates a bilateral banking network model consisting of banks and bank assets, and simultaneously proposed a cascading failure model to describe the process of risk propagation during crises and test the risk stress of the financial system. This model populates data with bank balance sheet data and can be used to stress test systemic risk in banks and other financial systems. [143] indicates that "weakly connected" financial networks are significantly less contagious than more complete networks. In the event of a large negative shock, fewer inter-bank connections ensure that losses are shared with creditors, thereby protecting the rest of the system. For banks themselves, [172] proposes a dynamic multi-agent model of a banking system with a central bank using interest rate data, showing that central bank intervention can alleviate financial distress and liquidity shortages in the inter-bank market, but in the long run, the expected impact of central bank activity on liquidity supply will be smaller.

But we also found that situations facing crisis have different effects on banks and corporate financial metrics. [173] shows that,

TABLE 3
Literature comparison in terms of enterprise risk intelligence.

Enterprise Risk Intelligence	Literature	Type	Aspect	Experiment			Methodology
				Period	Size	Metric	
Financial Index	[146]	Bankrupt Risk	Individual Enterprise Risk	1995-2001	592	-	logit model based on CART
	[76]	Systematic Risk	Systemic Risk	2004-2015	8300000	Accuracy	GNN
	[87]	credit risk	Individual Enterprise Risk	1980-2004	2770	Delta-based standard errors	MLE Statistical models SVR
	[147]	Credit Risk	Individual Enterprise Risk	2002-2016	132060	The ROC curve	Supervise the LDA Random forest regression tree
[2]	Systemic Risk	Systemic Risk	2009	8770	Finance Metric	Econometric model ML	
[148]	Financial Risk	Individual Enterprise Risk	2007	250	PPN AUC	DL Graph pattern mining	
[149]	Credit Risk	Individual Enterprise Risk	2014-2018	83	AUC Recall	DL DeepRisk method for neural networks	
[150]	Credit Risk	Individual Enterprise Risk	2006-2008	165	F1-score	ROA Model	
[151]	Bankruptcy Risk	Individual Enterprise Risk	1980-2009	16966	STRONG_ERM AIC measures	Discrete hazard model LR	
[152]	Guarantee Risk	Enterprise Chain Risk	-	20000	-	SVM	
[134]	Systemic Risk	Systemic Risk	-	43	-	randomized null-model LR	
[]	Financial Risk	Individual Enterprise Risk	2017-2018	2935	Statistical significance	ML Statistical model Z-score	
[17]	Bankruptcy Risk	Individual Enterprise Risk	2011-2014	2.4 million	AUC	Linear kernel training SVM	
[153]	Systemic Risk	Systemic Risk	2007-2010	407	R Measure TVOL	DebtRank	
[154]	Supply Chain Risk	Enterprise Chain Risk	2011-2018	423764	IVOL INDIVOL	Three factor model	
[155]	Credit risk	Enterprise Chain Risk	2014	47 million	Accuracy Recall	Classification trees Neural networks	
[156]	Bankruptcy Risk	Individual Enterprise Risk	2000-2021	11523	Accuracy Recall F1-score Precision	GNN	
[157]	Financial Risk	Individual Enterprise Risk	-	1 million	AUC KS	DL Spatiotemporal perception map nerve	
[11]	Credit Risk	Individual Enterprise Risk	2015-2017	10	AUC KS	Statistical model ML RF	
[158]	Bankruptcy Risk	Individual Enterprise Risk	1989-1997	300	Z-value	The logical model	
[31]	Financial Risk	Individual Enterprise Risk	-	600	Accuracy	BP Neural Network	
[159]	Bankruptcy Risk	Individual Enterprise Risk	2001-2018	641667	Accuracy	Deep learning model	
[160]	Credit Risk	Enterprise Chain Risk	2011-2019	924	Average accuracy	DL Adaptive heterogeneous multiview graph learning method	
[123]	Systemic Risk	Systemic Risk	2020	1584	Statistical significance	DL CoVaR DCC-GARCH model	

as a result of the Russian crisis in the fall of 1998, U.S. companies that largely relied on banks for capital suffered greater valuation losses than companies that entered the public debt market, and the decline in capital expenditure and profitability was also greater. In the meantime, crisis-affected banks have reduced loan volumes and raised loan interest rates significantly more than unaffected banks in the post-crisis period.

2.3.2 Non-financial Information

Non-financial variables: In the operation of the company, a reasonable organizational structure can effectively improve the efficiency of the company, and powerful employees are especially important for the company.

[174] finds that the composition of boards, as well as the background and networks of directors, represent valuable information for small companies' default prediction. It also demonstrates that defaulted companies have higher director turnovers, lower numbers of female directors, local directors and family directors, and a lower diffusion of multiple directorships. There is considerable debate and mixed evidence about the impact of female board representation. Based on accounting (i.e., operating income divided by assets, return on assets) and market-based (i.e., price-to-book ratio and Tobin's Q) performance measures in the Norwegian environment, [175] study results show that mandatory female representation hurts firm performance and firm risk. Women in general are risk averse, so companies with gender-diverse boards may be less competitive in their industry because they make less risky decisions. [176] integrates financial data and non-financial data (such as CEO duality, the board size, gender ratio, etc.), and the research results support the group dynamic mechanism that women on boards can reduce risk but improve profitability, eliminating the stereotype of female risk aversion. [177] finds that using corporate governance characteristics (*CEO duality, the concentration of ownership, and the number of independent directors*) significantly improves SMEs default prediction accuracy rates. [178] found that corporate general counsel may place less weight on the gatekeeping responsibilities of senior managers when appointing them, which may lead to increased corporate credit risk. Agency problems and information asymmetry are common problems in business management. By studying the impact of agency and information asymmetry embedded in structural credit models on bank credit risk assessment, [179] finds that the impact of information asymmetry and creditor's rights agency are positively correlated with bias, while the impact of management equity agency is negatively correlated with bias. Using the number of shareholders and the number of subsidiaries, the over-accounting ratio, and other widely used non-financial variables, [180] finds that the number of shareholders and the number of subsidiaries are negatively related to the failure of private firms. Taking bankrupt companies and companies that share directors as samples, [181] finds that companies with common directors will be charged higher loan spreads after filing for bankruptcy, and overlapping directors is the relevant channel of bankruptcy contagion effect.

The foundation of the success of any business is customer satisfaction. Customer integration involves core competencies gained by coordinating with key customers, and customer integration is the most important driver of customer satisfaction [182]. The rationality of human capital management is very important for enterprises. Because a firm with stronger employee relations statistically and economically enjoys lower debt financing costs,

higher credit ratings, and lower firm-specific risk [183]. Through the analysis of non-financial information such as industry prospect risk, enterprise operation risk, management quality and enterprise's impact on upstream and downstream, [184] analyzes the relationship between annual loan rate and customer churn rate, and establishes a multi-objective programming model intending to minimize customer churn rate and maximizing bank profitability, to determine the bank's lending strategy.

In terms of operational capability, the previous literature has explored more about the influence of corporate strategy, innovation ability and the social responsibility of the company.

On the strategic side, It is necessary to actively manage the risks faced by the enterprise. By estimating the impact of enterprise risk management (ERM) on Tobin's Q, [185] finds a positive relationship between firm value and the use of ERM. [150] also shows that high-quality controls can improve the performance and value of the company. These controls integrate the risk management efforts of the whole company and can better monitor the risk-taking behavior of the manager and align the behavior with the strategic direction of the company. Applying balance sheet, S&P 500 index, international government bond index and other information to model and test the impact of Solvency II on operational risk on fair premium and solvency capital requirements, [186] finds that operational risk measurement and management are highly relevant for insurers and should be integrated into the enterprise risk management framework. [187] combines cognitive mapping with measuring attractiveness by a categorical-based evaluation technique (MACBETH) to provide a more complete and transparent process for assessing SMEs and their bankruptcy risk. The importance of strategy is significantly emphasized. [188] finds that companies that integrate enterprise risk management processes into their strategic activities and daily practices demonstrate superior ability to discover risk dependencies and correlations across the enterprise. [54] suggests that the turnaround effort must begin early in a company's decline to overcome a lot of organizational inertia. Based on the combined use of issuer ratings, comprehensive measures of bank default probability, and individual ratings, state-owned banks (GOBs) have lower default risk but higher operating risk than private banks, indicating that the presence of government protection leads to higher risk-taking [189]. Based on a questionnaire of 145 companies, [190] finds that the level of risk governance of a company is related to company size, leverage and dividend payout, and CEO influence on the board and implies that companies are implementing ERM in accordance with stakeholders' desire for better governance of risk management systems.

Innovation is an important means to cultivate the core competitiveness and management level of enterprises, to reduce the production cost, improve the economic benefits of enterprises and expand the market. For example, the dependence on innovation in supply chain risk management increases a lot [191]. [151] finds that innovation-based variables are important determinants of bankruptcy probability. For example, the predictive power of the number of patents, one of the variables, becomes more significant over a longer forecast horizon. There are many factors affecting innovation ability, and the relevant national management policy is a very important one. The deregulation of state banking has reduced the level of innovation among young private firms [128]. Interstate banking deregulation has beneficial effects on the quantity and quality of innovative activities, especially for firms that are highly dependent on external capital and close to entry

banks [127].

The impact of social responsibility on companies is also a topic that has received wide attention. As [192] mentioned, more than 88 percent of consumers believe that companies should strive to achieve their business goals while improving society and the environment, so actively taking social responsibility has a profound impact on corporate performance. However, the return from undertaking the same social responsibility is not always equal. For example, [193] finds that in countries with weak market institutions, CSR (corporation social responsibility) is positively more correlated with company value. [194] also finds weak evidence that superior corporate social performance (CSP) leads to a systematic reduction in credit risk. Only with the country's environmental approval will it get a better rating and a lower Z-difference. Different industries should bear different social responsibilities. [195] has developed a comprehensive framework of CSR in the industry supply chain for the food industry, which introduces the unique applications of CSR in the food supply chain in detail. The framework serves as an integrated tool to support food industry practitioners and researchers in evaluating strategic and operational supply chain CSR practices. The role of CSR is often not independent, [196] research finds that the relationship between CSR and financial risk is moderated by the institutional context of the company. On this basis, [30] indicates that companies receiving higher CSR irresponsibility reports face higher financial risks. [197] presents an industry equilibrium model showing that CSR reduces systematic risk and increases firm value and that these effects are stronger for firms with a high degree of product differentiation.

Macro international environment and domestic policies are important factors that affect the operation of enterprises. By establishing a framework to analyze the impact of macroeconomic conditions on credit risk and dynamic capital structure choices, [104] observes that when cash flows depend more on current economic conditions, firms can adjust their default and financing policies according to economic conditions at the stage of the business cycle. [198] indicates that the deregulation of the trucking industry and significant reductions in transportation costs led to large, widespread, and reasonably exogenous reductions in U.S. firms' inventories, thereby increasing supply chain disruption (SCD) costs. Under the international background of the global credit crunch, supply chain financing dilemma, and enterprise loan credit standard tightening, the prediction of SME credit risk is of great significance to ensure the smooth operation of supply chain finance. By studying financial factors such as stock returns, stock return volatility, and changes in macroeconomic variables such as GDP to predict default rates, [199] finds that the corporate bond market has suffered from repeated clusters of defaults far more severe than during the Great Depression. [88] shows that the absolute level of risk can also be taken into account by incorporating firm-specific characteristics and macroeconomic conditions into the model for predicting default risk. By using non-financial variables such as energy price risk, resource risk, inflation risk, and retroactive feed-in tariff reduction, [200] indicates that unexpectedly low inflation increases real debt and default risk. Using a combination of financial data and CDS spreads, [201] finds that a deterioration in debt market liquidity leads not only to an increase in the liquidity premium of corporate bonds but also to an increase in credit risk.

Moreover, when measuring risk, it is important to choose the most effective and appropriate model. [48] predicts the credit risk

of SMEs through six machine learning methods. The experimental results show that Integrated Ensemble Machine Learning Methods have better performance than individual Machine Learning method and Ensemble Machine Learning Methods. Using various input variables such as financial ratios, economic indicators and technology evaluation factors, [42] provides a support vector machine (SVM) model to predict the default of funded SMEs, which can be applied to a wide range of technology evaluation and loan or investment decisions of technology-based SMEs. Financial ratios, other non-financial ratios, factor analysis and other methods are used to extract adaptive variables, and artificial neural networks (ANN) and data mining (DM) techniques are used to construct financial distress prediction models. [202] finds that the ANN method obtains better prediction accuracy than DM clustering method. By utilizing balance sheets and other information such as location, sector, year of establishment, ownership, [6] builds an operational model for credit assessment of innovative SMEs, which can be a useful tool for banks to innovate their lending processes. [203] applies the Random Forest (RF) method to robust modeling of credit default prediction, which uses basic information about the legal representative, internal non-financial factors, and traditional financial variables used in sustainable model development, this modeling algorithm can be used by different financial market participants to systematically measure the credit default predictions of individual and institutional clients. [180] develops a credit risk model for private Italian companies and assesses the use of non-financial information (number of shareholders and number of subsidiaries) in predicting financial distress in private companies. [204] provides a stochastic model framework to quantify the policy risk associated with renewable energy investments, concluding that policy risk can strongly affect the risk-return profile and that cross-country diversification effects can significantly reduce the overall risk of investors. Bankruptcy prediction models that rely on single-period data are not very reliable. [94] considers the business cycle and uses self-organization neural networks and data space segmentation to model the specific history of the enterprise. This method produces a model with much better predictive ability than traditional models. [205] introduces a mixed default prediction model for unlisted SMEs, using mixed default indicators that combine accounting and market information in the sample, and the accuracy of this model is significantly improved in the retained sample. [206] develops a methodology to merge longitudinal models. They use both financial variables (such as the capability of an SME to receive non-bank financing, the degree of financial leverage and the return on assets ratio) and qualitative predictors (such as the payment history, the company life cycle phase and the situation regarding orders from customers). As qualitative information, they consider unstructured data from expert opinions about the payment history, the company life cycle phase (developing, stagnating or declining) and the situation regarding orders from customers (good or declining).

Textual Information: By employing news coverage and news sentiment to quantify textual information in news articles and quantify qualitative risk disclosures by individual companies in their corporate filings, namely Forms 10-K and 10-Q, [207] finds that more news coverage and negative news sentiment increased credit risk. [208] propose a novel analytical framework (Twitter analysis) to analyze the supply chain tweet, and it's found that the supply chain is used for information sharing, recruiting professionals, as well as communication with stakeholders, such as some tweets even delivery strong opinion about the company's delivery services,

sales performance and environmental standards, as well as the risk of supply chain. By analyzing a large amount of text-based financial market data, [209] finds that changes in the emotional content of market narratives are highly correlated among data sources. These data show changes in sentiment before and after the global financial crisis, and the indicators in the paper have predictive ability over other commonly used sentiment and volatility indicators. [210] comprehensively excavate bank risk factors from qualitative textual risk disclosures reported in financial statements through a new semi-supervised text mining method proposed. In addition to the analysis of the text, the company's legal documents also tell us valuable information. Information relating to legal actions taken by creditors to recover outstanding debts, company filing history, consolidated audit report/opinion data and firm-specific characteristics have contributed significantly to improving the default prediction ability of risk models developed specifically for SMEs [211]. [11] uses information from legal judgments involving firms and their principles, combining it with financial information, to propose a framework to identify legal judgments that effectively predict credit risk, and empirical evaluations show that features extracted from valid legal judgments significantly improve the discrimination performance and grant performance of the model. In addition, conference calls are an important source of information when analyzing corporate risk. [147] uses a machine learning approach to create a composite measure of credit risk based on qualitative information disclosed in the conference call and 10-K Management Discussion and Analysis section. This criterion accounts for intra-firm changes in future credit events relative to previous risk indicators, and the indicators developed in this paper improve the ability to predict credit events (bankruptcies, spreads, and credit rating downgrades). Using interviews with managers directly involved in global sourcing decisions, supported by documentary evidence, [212] presents a new classification of global sourcing risk and provides characteristics of global sourcing risk mitigation strategies applicable to different industries. In China's coastal industrial zones, local suppliers face serious labor mobility problems. In the form of a questionnaire survey, [213] combines with quantitative techniques to determine the reasons for workers to leave export factories in China, in an attempt to find out the root cause of job dissatisfaction leading to turnover, and provide management enlightenment that may help managers to cope with labor-related supply chain risks.

2.3.3 Relational Data

In this section, we will systematically review the application of relational data from both enterprise and supply chain perspectives.

We found that in previous studies, relational data has the potential to be used to predict various risks in an enterprise. For example, Kou et al. in [16] presents an SME bankruptcy prediction model using transaction data and payment network-based variables without the need for financial (accounting) data. Using data provided by banks, they build bankruptcy prediction models for small and medium-sized enterprises without the need for financial (accounting) data. Tobback et al. in [17] uses two large, real SME data sets from Belgium and the United Kingdom to verify the potential of relational data in business bankruptcy prediction and demonstrate the potential value of such data sources in developing bankruptcy prediction models. Zheng et al. in [214], proposes a heterogeneous Attention Network-based model (HAT) to facilitate the use of publicly accessible data for SME bankruptcy forecasting. A large number of experiments using real data sets

demonstrate the validity of the model compared with the baseline. Financial risk analysis of small and medium-sized enterprises plays an important role in the bankruptcy of small and medium-sized enterprises, in [157], an innovative financial risk analysis framework is proposed and the effectiveness of the recommendations is verified by using the relationship between SEMs and financial data. Letizia et al. in [155] examines risk in corporate payment networks by examining a large payment proprietary data set of 2.4 million Italian companies with known credit risk ratings. By evaluating the correlation between the network structure and the risk distribution, it is concluded that the risk level of an enterprise is related to its role in the network. Cheng et al. in [75] by collecting the loan records of a major commercial bank in China, constructed the characteristics including registration information, historical behavior, network-related measurements, and other factors, and provided the optimal parameter setting of the guaranteed loan network. As companies look to outsource and collaborate with other companies in today's market environment. In [215], Wu et al. propose a risk identification and assessment system for sustainable interoperability enterprise collaboration based on fuzzy logic. Data mining is based on the analysis of historical data to aid in risk control. Based on the analysis of historical data sets, the risk between enterprises is assessed.

Relational data is also applied to the study of supply chain and supply chain finance. For example, Vaaland et al. [216] using data sets from DHL and KPMG, studied smes and their readiness to address supply chain management challenges through the use of modern planning and control methods. Koh et al. in [217] uses a questionnaire survey conducted by 800 SEMs as an experimental data set to determine the basic dimensions of supply chain management (SCM) practices and empirically test a framework to determine the relationship among SCM practices, operational performance and SCM related organizational performance. In supply chain finance, relational data is also used to study SMEs risks. For example, Zhu et al. in [14], proposed an integrated machine learning method, RS-RAB (Random Subspace-Real AdaBoost), to predict the credit risk of Chinese SEMs in supply chain finance. By using two quarterly data sets of Shenzhen Stock Exchange SME Board and Shanghai Stock Exchange listed core enterprises from 2012 to 2013, the good prediction of RS-RAB is verified, and it is concluded that RS-RAB is very suitable for SCF prediction of Chinese SME credit risk. To make small and medium-sized enterprises in the supply chain financing credit risk has a better forecast. Zhu et al. In [51] proposes an enhanced mixed integration ML method RS-Multiboosting, which can improve the accuracy of credit risk prediction for small and medium-sized enterprises by combining two classic integration ML methods: random subspace (RS) and MultiBoosting. Moreover, the data sets of 46 listed SEMs and 7 listed core enterprises (CEs) can confirm the feasibility and effectiveness of the RS-MultiBoosting method. The traditional model of SME credit risk assessment in supply chain finance only uses static data, so the prediction effect is not very accurate. In [149], Zhang et al. proposed a new method named DeepRisk, which combines corporate demographic data and financing behavior data, and uses multimodal learning strategies to predict corporate credit risk. Experiments on real supply chain finance datasets show that DeepRisk outperforms the benchmark approach in some respects.

2.3.4 Intelligence Integration

In the assessment of corporate risk, different sources of information have been taken into consideration. Generally, financial data have been combined with non-financial data to obtain comprehensive information. For example, [218] applies size and age in the model which is based on financial ratios to predict default risk. It finds a better quality of the model while adding such non-financial data into the model. [219] proposes a dynamic financial distress forecasting approach using not only financial indicators which reflect risk levels and other operating conditions but also non-financial indicators like audit opinions, corporate governance structure and shareholding information. [220] also considers the auditor's evaluation and accounting information as significant variables in the genetic programming model. [221] selects 40 financial ratios and 21 corporate governance indexes (GCIs) related to the board structure and ownership structure to compose the bankruptcy prediction model. And, [197] captures social responsibility data and stock return data to investigate the relationship between corporate social responsibility and firm risk. Based on the model, it finds a lower systematic risk and higher firm value while CSR increased. And [31] uses external environmental data, industry data as well as financial statements in the construction of a financial risk model which is based on the BP neural network. To explore the power of vertical relatedness, operational slack, business and geographic diversification on firms' stock price during supply chain disruptions, [222] collects supply chain disruption samples and obtains data like accounting data, sale data, firm size, geographic information and so on.

What's more, much credit information as well as financial information has been widely used especially in credit risk. Like [92], it builds a multicriteria outranking model based on financial ratios and credit history since credit history is an important factor in credit rating. In predicting the credit risk, [11] obtains the credit loan records and financial information to form the loan profile. It specially includes relevant information extracted from legal judgment to improve the prediction model.

On some occasions, personal information as well as financial information are explored in the study. To examine whether financially linked independent directors can help the corporation reemerge from bankruptcy, [64] employs financial reports and director characteristics in the study. [175] discusses the influence of women directors with respect to firm performance and firm risk. Thus, it considers information that depicts financial position as well as woman directors' features. Like the proportion of female directors, average tenure, experience, education and so on.

In general, the combination of financial and non-financial information is universal in those studies, and data involving more aspects usually bring higher performance in the given condition. Therefore, many researchers work on figuring out more useful variables or indicators by considering different kinds of information. And we believe that, in future research, more and more integration of data will be explored and bring about great improvements in the study of enterprise risks.

2.4 Enterprise Risk Evaluation

2.4.1 Datasets and Codes

SMEsD. The SMEsD consists of 4229 SMEs and related persons in China from 2014 to 2021, which constitutes a multiplex enterprise knowledge graph. All enterprises are associated with their basic business information and lawsuit events spanning from 2000

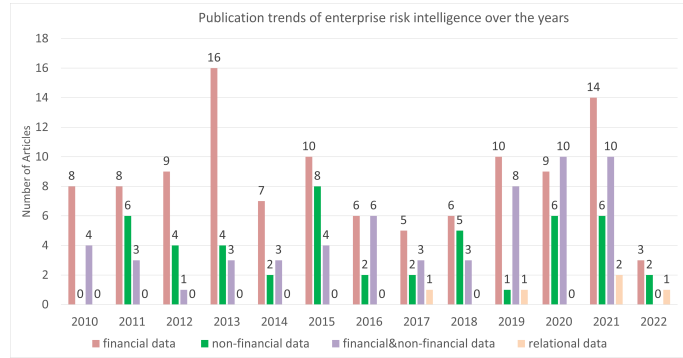


Fig. 4. Publication trends of enterprise risk intelligence over the years.

to 2021. The enterprise business information includes registered capital, paid-in capital and established time. Each lawsuit consists of the associated plaintiff, defendant, subjects, court level, result and timestamp.

The company's short and long-term debt. The sample in [87] is for the period 1980-2004, with short-term and long-term debt data from Compustat's quarterly and annual files. This dataset is used to evaluate models of US industrial companies.

Greek Commercial Bank Loan Portfolio. Data in [223] from the loan portfolio of the Commercial Bank of Greece, with 1,411 companies. Included in two datasets. The first, provided by the Bank, includes financial data on 200 companies for the period 1994-1997. Based on the latest available information on these companies (1997), the Bank's credit officers classified half of them as high-credit-risk companies. The remaining 100 companies in the training sample were assessed as low-credit-risk firms. The second data sample (the holdout sample) consisted of 1211 companies, divided into two groups with the training sample. This sample was used to validate the credit risk assessment model to assess its ability to generalize data on companies different from those developed for the model and its classification performance. This sample consists of 1093 firms with low credit risk and 118 firms with high credit risk.

Bankruptcy Financial Data. The accounting data in [224] includes all Norwegian limited liability companies for the period 1995-1999. Approximately 50 variables are registered from the accounting reports each year, providing a large database for testing how various financial data affect default rates. In addition to the accounting data, there is a "fixed" set of data (such as organization number, name of company, industry code, starting data of firm, geographical location, and number of employees) describing each company that existed in the period 1995-1999, providing the possibility to test the relevance of static variables for insolvency.

Interview data. Data in [120] are collected from 2009-2010 through interviews with at least one senior purchasing executive and up to two purchasing managers in charge of SCRM. Detailed notes were taken during the interview. Other materials such as slides and other documents (e.g., supplier self-assessment questionnaire, follow-up supplier development Action plan) were also used for the triangulation. A case study database was developed on the NVivo platform to store and organize relevant information and supplementary materials.

Daily quotes for Euro-denominated bonds and CDS. The dataset in [225], which includes daily quotes from 2003 to 2005 on euro-

TABLE 4
Description of datasets.

Datasets	Tasks	Descriptions
Earnings Call	Stock Risk Prediction	The earnings conference call dataset of S&P 500 companies.
SMEsD [156]	Bankruptcy Risk Prediction	This dataset is a benchmark dataset constructed by collecting SEM real data from multiple sources.
The company's short and long-term debt [87]	Multi-period corporate default forecast	Moody's Default Risk Service and the CRSP/Compustat database.
Greek Commercial Bank Loan Portfolio [223]	Credit risk assessment	Financial data provided by the Bank and Sample holdout.
Bankruptcy Financial Data [224]	Estimated retail banking portfolio rates	Accounting data of Norwegian Limited liability company.
Interview data [120]	Supply Chain Risk Management	Interview record of purchasing supervisor or purchasing manager.
Daily quotes for Euro-denominated bonds and CDS [225]	Two basic credit risk instruments for accurate pricing	Daily quotes for Euro-denominated bonds and CDS for various corporate borrowers.
American Property Insurance Company rating [226]	Enterprise risk management	Standard & Poor's ERM Quality Ratings available on all U.S. property insurance company data.
Standard & Poor's rating data [150]	Enterprise risk management	Annual observations of banks and insurance companies in S&P's Direct rating database.
Data of listed insurance companies [227]	The influence of EMR method on capital cost of enterprises	Data of listed insurance companies from 1996 to 2012 are mostly included in the combined CRSP/Compustat database
Listed smes data [51]	compare the effect of ML method in credit risk prediction of small and medium-sized enterprises	Data of 46 smes listed on the SME Board of Shenzhen Stock Exchange and 7 smes listed on the main board of Shanghai Stock Exchange and Shenzhen Stock Exchange between March 31, 2014 and December 31, 2015.

denominated bonds and CDS on senior unsecured plain coupon bonds and senior unsecured debt, is used to analyze the extent to which standard deterministic reduced form models can price both bonds and CDS.

US Property and Casualty Insurance Company Ratings. The sample in [226] included all U.S. property insurers for which S&P ERM quality ratings were available between 2006 and 2013. After limiting the sample to groups and non-affiliated companies with positive premiums and ERM quality ratings, the final sample consisted of 76 unique companies (66 groups and 10 non-affiliated companies; 51 publicly traded companies and 25 private companies) and a total of 467 company-year observations. All listed companies are insurance groups.

Financial services companies. The sample in [150] consists of a dataset of banks and insurance companies covered in S&P's Direct rating database. It contains annual observations for 165 companies. After collecting sample data, they used the data to investigate ERM program quality.

Listed Insurance Companies. The sample in [227] includes all publicly traded insurers in the CRSP/Compustat consolidated database from 1996 to 2012. This dataset is used to verify whether enterprise risk management will reduce the cost of capital for enterprises.

Listed SMEs. The sample in [51] select from 46 SEMs listed on the Small and Medium-sized Board of the Shenzhen Stock Exchange and 7 SMEs listed on the Shanghai Stock Exchange and Shenzhen Stock Exchange from 2014 to 2015 to compare the performance of the ML method in the credit risk prediction of SMEs in supply chain finance.

Loan Level Information. [228] Data by LPS Applied Analytics, Inc. Provides, including loan-level information collected from residential mortgage servicers. As of July 2008, the data includes loans from nine of the top 10 mortgage servicers, representing about two-thirds of the U.S. mortgage market, or more than 39 million active mortgages. The dataset is used to analyze the factors that lenders choose to securitize loans.

China Bond Yield and Rating Data. [229] The sample period used was from 2009 to 2015. The final sample comprised 6,528 bonds. Of these, These include 1,560 bonds with floating coupons and 4,968 with fixed coupons.

2.4.2 Evaluation Metrics

The evaluation index and evaluation system of the model is an important link in the modeling process. For different types of projects and models, different evaluation index and system should be reasonably selected. In this section, we selected eight evaluation indicators for a detailed introduction.

Kolmogorov-Smirnov statistic (KS): The K-S test is a goodness-of-fit test for exploring the distribution of continuous random variables, using sample data to infer whether the overall population from which the sample is drawn follows a certain theoretical distribution. Chang *et al.* in [11] performed 10 independent 10-fold cross-validations against KS in order to predict the recognition performance of the model and obtained 100 performance estimates.

The area under the receiver operating characteristic curve (AUC):The AUC curve is the area under the ROC curve and enclosed by the axes. Represents the degree or measure of separability, which is an index to measure the quality of a learner. And as a value, the classifier corresponding to a larger AUC is

better. Chang *et al.* in [11] performs 10 independent 10-fold cross-checks against the AUC and obtained 100 performance estimators to predict the recognition performance of the model. In order to develop a two-step method to evaluate the classification algorithm of financial risk prediction, three multi-criteria decision making (MCDM) methods are introduced in [230], and AUC is taken as one of the evaluation indexes of the classifier to rank the classifier. In order to test the prediction effect of TSAIB_RS method based on two-stage adaptive integration of multivariate heterogeneous data, Huang *et al.* in [231] takes China's microcredit default risk as the test object and takes AUC as one of the evaluation indexes to compare the prediction effect of various test methods. The results show that TSAIB_RS method can significantly improve the prediction effect. In [219], AUC is also taken as one of the evaluation indexes of the model.

G-measure and F-measure: The G-measure is the geometric mean of Recall and Precision. It is of high reference value when the data is unbalanced. F-Measure is the weighted harmonic average of Precision and Recall, which is usually used to evaluate the quality of classification models. Sun *et al.* conduct 100 iterative experiments on the 6 models in [232], take F-measure as the evaluation index and get the most suitable model to deal with the enterprise credit evaluation data with grade imbalance. Zhu *et al.* in [48] evaluates the two IEML(RS-boosting and multi-boosting) on 377 data sets by taking F-measure as the evaluation standard, which shows that the IEML method is better than the integrated machine learning method and individual machine learning method in predicting the credit risk of small and medium-sized enterprises. Shen *et al.* in [219] also take F-measure as one of the evaluation indicators to evaluate the model.

MCDM-based approach for clustering algorithms evaluation: Kou *et al.* in [233] propose a new evaluation method. The MCDM method is used to evaluate the quality of clustering algorithms in the field of financial risk analysis. In their experiments, six clustering algorithms, 11 performance metrics, three MCDM methods and three financial risk datasets are analyzed, providing a useful tool to evaluate clustering algorithms based on a combination of valid metrics.

Accuracy: Accuracy is the ratio of the number of correctly classified samples to the total number of samples, which is often used as an evaluation index of machine learning models. For example, [48] compared the average accuracy of the IEML method (i.e., multi-boosting and RS-boosting) with three other EML methods (i.e., bagging, boosting and RS) and one IML method(i.e., DT). [9] takes accuracy as an evaluation index and verifies that machine learning technology greatly improves the accuracy of bankruptcy prediction. By comparing the average prediction accuracy of 21 different models, [234] find that combining self-organizing mapping (SOMs) with MLP classifier integration works best.

Type I error, and Type II error: Type I error, rejecting H_0 (null hypothesis), actually holds, that is, rejecting the null hypothesis when it is true. The second type of error is to accept a H_0 that is actually invalid, that is, to accept the null hypothesis if it is not true. For example, aiming at the problem of small sample size in SME credit risk prediction, [160] proposes an adaptive heterogeneous multi-view learning method. In order to evaluate the effectiveness of the proposed method, type I errors and type II errors are adopted as evaluation indexes than the other two criteria. Finally, it is found that type II error is more important to establish a stable supply chain finance system. By comparing the average prediction accuracy and Type I & II errors

of 21 different models, [234] find that combining self-organizing mapping (SOMs) with MLP classifier integration works best.

Recall Rate : The recall rate is the percentage of a sample in which positive cases are correctly predicted. Usually used to evaluate the detector to cover all the detected targets. For example, [231] takes the recall rate as one of the evaluation indexes of the model and tests the reliability of the TSAIB_RS method for the adaptive integration of multi-source heterogeneous data in the two-stage adaptive integration. Cheng et al. in [235] proposes a risk assurance relationship predictive attention neural network based on dynamic graphs, and takes recall rate as an evaluation index to verify that the model can improve the accuracy of risk prediction

Kappa measure : The Kappa coefficient is an index to measure classification accuracy based on confusion matrix calculation. It is a good evaluation index to measure the classification effect of data with unbalanced samples. The higher the Kappa coefficient is, the better the prediction effect will be. In [219], the Kappa coefficient is used as the main model evaluation index to evaluate the model.

3 METHODOLOGIES

Table 5 presents the previous studies on risk analysis in terms of analysis models, i.e., statistical model, machine learning model, and deep learning model. And Figure 5 shows the publication trends of enterprise risk intelligence over the years.

3.1 Statistical Econometric Methods

The study of enterprise risk originated from the traditional economic disciplines. Before computer science technology was widely used to quantify enterprise risk, scholars used a large number of traditional economic and statistical models to study this problem. After sorting out and screening the literature, we found that the traditional models used by scholars are rich in variety and quantity. We will introduce 8 classic traditional models below.

3.1.1 Regression Model

The regression model is very significant in economic research, and it can be used to verify the relationship between variables and predictors. [63] uses logistic regression to test the proposed hypothesis. The key variables are board composition, CEO-board chairperson structure, and Composition-structure interaction. Control variables include financial indicators, the amount of shares held by each entity, and the quality of the board of directors. Finally, the author uses the "likelihood ratio approach" to test, verifying that financial indicators, board quality, and corporate governance structure are all important factors that can predict corporate bankruptcy. [245] uses the ordinal logistic regression model to verify that the execution of enterprise risk management requires the leadership of senior managers. The author focuses on the impact of the existence of a chief risk officer, independence of the board of directors, management's attitude towards enterprise risk management, type of auditor, size of the company, industry, and country to which it belongs on the implementation of enterprise risk management, and conducts sensitivity tests. [11] uses the company's financial data and legal judgment information to solve the problem of information asymmetry in the credit application of the company. The author uses the logistic regression model to verify that when the legal judgment amount exceeds 12.5% of the company's annual income, the default probability of the company will be greatly improved. [35] uses panel regression to show that bond excess returns have significant statistical significance with

key explanatory variables such as market downside risk, credit risk, and bond-level illiquidity. The authors repeated the Fama-MacBeth regression using orthogonalized risk characteristics for robustness. The results show that the new risk factor is better than other models in explaining future corporate bond returns. [246] uses the probit model to calculate the possibility of enterprises adopting ERM, and then calculates the Inverse Mill ratio as an explanatory variable. The author uses three regression models to test three hypotheses, including that the implementation of ERM by enterprises can reduce enterprise risk costs and increase changes in corporate profits and lags risk change. The authors then use a subsample for robustness testing, which shows that firms using ERM are more profitable, less risky, and less volatile in stock returns.

3.1.2 Z-score Model

Z-score is a very classic bankruptcy prediction model. This method through the financial statements calculates a set of financial ratios that reflect the extent of financial crisis of the company, and then measures the impact of the financial crisis according to these ratios to obtain a comprehensive calculation named risk score, aka z-score. The classic Z-Score model discriminant function is:

$$Z = 1.2X_1 + 1.4X_2 + 3.3X_3 + 0.6X_4 + 0.99X_5, \quad (1)$$

where X_1 is the Working Capital/Total Assets ratio, X_2 is the Retained Earnings/Total Assets ratio, X_3 is the Earnings Before Interest and Tax/Total Assets ratio, X_4 is the Market Value of Equity/Total Liabilities ratio, X_5 is the Total Sales/Total Assets ratio. The independent variables represent the firm's asset size, liquidity, profitability, financial structure, debt servicing capacity and asset utilization. When the Z-value is less than 1.8, there is a high probability that the company will go bankrupt.

Since Altman created the Z-score model, it has been widely applied to bankruptcy forecasting. [247] combines the z-score model with other forecasting models to predict the bankruptcy risk of Japanese listed companies. [248] uses the Z-score model to measure the size of the bank's risk-taking, and finally verifies whether the German government guarantee has a causal relationship with the bank's risk-taking. [21] uses the z-score model and other models to measure a company's bankruptcy risk, with the goal of studying the relationship between bankruptcy risk and return on investment. [110] compares the Z-score model with the contingent-claims valuation approach in bankruptcy forecasting, and the conclusion proves that the two have little difference in predictive ability, in addition, the Z-score model has more advantages under certain conditions.

3.1.3 CAPM Model

The Capital Asset Pricing Model is a very classic model proposed by Sharpe in 1964 to study the relationship between expected returns and risks in the securities market. Although the assumptions of this model are relatively harsh, it is established in a highly idealized securities market. However, its high-risk, high-reward conclusion dominates modern financial theory. [197] uses the CAPM model to measure the risk-return return of the target company, and then judge the relationship between the company's systemic risk in the securities market and corporate social responsibility. In studying how green policies affect the systemic risk of the industry, the authors refer to the CAPM model to estimate the abnormal returns of the underlying stocks [102].

TABLE 5
Literature comparison in terms of different analysis models.

Category	Aspect				Focus			Experiment		Methodology
	Literature	Type	Intelligence	Industry	Industry	Period	Size	Metric		
Statistical Econometric Methods	[22]	Guarantee Risk	Individual Enterprise Risk	Germany	bank	1995-2006	1329	significance	Z-Score	
	[236]	Credit Risk	Individual Enterprise Risk	China	/	2004-2006	80	expected default frequency	KMV	
	[93]	Credit Risk	Systemic Risk	U.S	/	2006-2012	100	Risk probability	copula	
	[123]	Credit Risk	Systemic Risk	64 countries	bank	during the COVID-19	1584	CoVaR	CoVaR	
	[158]	Bankruptcy Risk	Individual Enterprise Risk	Italian	/	1989-1997	/	significance	logit model	
[237]	Stock Movement Risk	Individual Enterprise Risk	China	/	from 2007	listed companies	significance	regression		
Machine Learning Methods	[17]	Bankruptcy Risk	Enterprise Chain Risk	Belgian and UK	/	2011-2014	400000	AUC	SVM	
	[108]	Bankruptcy Risk	Individual Enterprise Risk	/	/	1975-1982	129	Accuracy	neural network	
	[99]	Financial Risk	Systemic Risk	U.S	51 U.S. industries	1998-2010	/	Absorption Ratio	principal component analysis	
	[238]	Bankruptcy Risk	Systemic Risk	/	21 industries	/	66,000	accuracy	random forest	
	[239]	Bankruptcy Risk	Individual Enterprise Risk	Turkish	/	2005-2011	2722	Accuracy etc	Decision tree	
	[240]	Bankruptcy Risk	Individual Enterprise Risk	/	/	/	240	accuracy/AUC	PTV/PSO-FKNN	
Deep Learning Methods	[18]	Bankruptcy Risk	Individual Enterprise Risk	Japanese	/	2002-2016	2164	AUC,etc	CNN	
	[76]	Guarantee Risk	Systemic Risk	China	/	/	/	AUC	graph neural network	
	[159]	Bankruptcy Risk	Individual Enterprise Risk	North America	/	2001-2018	641667	accuracy	Deep neural network	
	[241]	Bankruptcy Risk	Individual Enterprise Risk	Polish	/	2002-2013	/	AUC	BSM-SAES	
	[50]	Credit Risk	Enterprise Chain Risk	/	/	/	/	F1/AUC,etc	Deep neural network	
[157]	Credit Risk	Enterprise Chain Risk	Corporate relations, etc	/	/	219 million	AUC/KS	ST-GNN		
Hybrid approach	[242]	Credit Risk	Individual Enterprise Risk	Securities market data/credit rating	China(Taiwan Province)	2003-2008	2470	significant	KMV/R/RST	
	[243]	Bankruptcy Risk	Individual Enterprise Risk	financial data/Stock data	China(Taiwan Province)	1999-2006	321	Accuracy	CART-CBR/RST-GBR-CBR/RST-CBR	
	[244]	Credit Risk	Enterprise Chain Risk	Market share,profit,etc	/	/	/	multiple performance measures	BBN/FTA	

3.1.4 Merton Model

Merton model is one of the famous credit risk measurement models proposed by Merton in 1974. It mainly judges the risk of corporate default from the aspect of option pricing. [247] uses the Merton model to detect signs of corporate bankruptcy from option price information. [72] uses Merton proportional dividend option pricing model to value the company's financial claims, and finally can use this value to judge the quality of corporate loan guarantees. [249] researches methods for assessing the systemic failure of global banks, in which the authors use the Merton model to measure defaults in the securities market, and then estimate the default status of banks. [169] uses the Merton model to gauge the default risk of individual companies and to analyze the effect of default risk on stock returns. [41] uses the Merton model to simulate the default state of the company, and the author derives a formula for failure beta from the model. The results show that the joint default probability of the company is related to the failure beta.

3.1.5 KMV Model

The KMV model is a method of estimating the default probability of a borrowing company. The model is based on Merton's option pricing theory. It mainly uses the data of the stock market to consider the company's loan repayment problem, so that can obtain the company's actual default probability. However, the model still has harsh assumptions. [250] uses the KMV model to estimate the bankruptcy probability of an enterprise, but because the KMV model has many restrictive assumptions, the author proposes a better performance prediction model on this basis, and uses the results of the KMV model as a comparison item. [40] adjusts the parameters based on the KMV model to improve the validity of the model, and the results show that the adjusted KMV model is very well suited to predict credit defaults of listed SMEs in China. In order to study the relationship between technological competition and enterprise bankruptcy, [251] used three bankruptcy risk measurement models including KMV model as control variables.

3.1.6 Complex Network

Complex network is a network structure consisting of a large amount of nodes and complex relationships between nodes. Many scholars use complex networks to model financial connections in the real world, and then analyze risk transmission or systemic risks in financial networks.

[153] developed an application called DebtRank based on a complex network approach to analyze changes in systemic risk caused by the Federal Reserve's emergency lending from 2008 to 2010. [252] used the complex network method to study the linkage relationship between the stock index returns of the United States and other countries, with the purpose of analyzing the contagion of international financial risks. [253] proposes a SICM(susceptible agents, infected agents, contagious agents, and immune agents.) model based on complex networks to talk about the contagion mechanism of financial risk, which sheds new light on the nonlinear dynamics of risk contagion. [3] adopted scale-free networks in complex networks as the basis for the entire study, and focusing on analyzing the impact of the spread of COVID-19 on corporate credit risk on supply chain networks.

3.1.7 Structural Equation Model

Structural equation model is a statistical method for evaluating the relationship between variables, and it is a universal general linear model, which is often used to analyze some questionnaires and variables that are difficult to measure accurately. [254] studies the impact of liquidity risk and credit risk on the probability of bank default, in which the author uses structural equation model to analyze whether there is a correlation between liquidity and credit risk. [91] in order to study whether a firm's supply chain disruption orientation can improve the firm's supply chain resilience, the author designed a special firm's resilience scale and used structural equation modeling to analyze the results of the survey. [255] uses structural equation modeling to study whether supply chain risk of manufacturing firms is related to firm agility performance. In order to study the relationship between supply chain integration and supply chain risk management, [256] uses structural equation model to analyze the questionnaire data of manufacturing companies, and the results show that there is a significant positive correlation between the two. Against the backdrop of supply chain interruptions due to the COVID-19 outbreak, [4] uses structural equation model to investigate whether supply chain risk management increases supply chain resilience and robustness.

3.1.8 Factor Model

The factor model is similar to the regression model, both of which study the influencing factors of the explained variables, but the factors of the factor model cannot be directly observed. The more commonly used models are single-factor model, three-factor model and multi-factor model.

For example, [257] uses factor model in studying the risk of quarterly heterogeneity in supply chains. [258] uses a single factor model to study the reasons related to supply chain elasticity. [259] studies the probability of default of SMEs in France and Germany using a one-factor credit risk model. [165] uses CDS spread data and a multifactor model to study financial market systemic risk in sovereign countries. [260] designs an application containing a multi-factor model to test the credit risk stress of a portfolio.

In the traditional economic or management field, there still have many common statistical models to study enterprise risk. For example, [87] uses the method of maximum likelihood estimation to study the term structure of the conditional probability of enterprise bankruptcy. Based on the multi-criteria model, [261] establishes a multi-criteria credit risk model using soft information to evaluate innovative small and medium-sized enterprises. [262] uses the Nash equilibrium in the game model to study the competition and cooperation between suppliers and retailers, which reflects one of the sources of risk in the supply chain. In order to analyze the impact of oil price changes on the systemic risk among banks in the Gulf countries, [126] uses the Delta CoVaR method to measure the systemic risk of each bank.

Of course, there are many statistical models that we have not shown, but these methods have laid a solid foundation for studying various risks of enterprises on a mathematical basis.

3.2 Machine Learning Methods

3.2.1 Logistic Regression

Logistic regression is a classification algorithm. It first fits the decision boundary, and then establishes the probability connection between the boundary and the classification, so as to obtain the

probability in the case of binary classification. [263] proposed a global model of bankruptcy forecasting to predict the risk of bankruptcy in various regions of the world. [66] analyzes the problem of corporate bankruptcy from the perspective of layoffs. When a company falls into a trough, it often try to lay off employees. But the article's research finds that layoffs can disrupt organizations, and increases the probability of bankruptcy. By utilizing a logistic regression model, the article finds that downsizing firms are twice as likely to get bankruptcy as non-downsizing firms. [55] makes a special study of the relationship between macroeconomics and small-firm bankruptcy, and uses logistic regression to study the relationship between corporate bankruptcy and systemic and non-systematic risk factors. In particular, it explores the macroeconomic impact on small business bankruptcy, and has some unexpected findings, such as a better economic environment may also make some businesses go bankrupt, which stems from their idea of exit when profit. [264] further explores the logistic regression model, and approximates the logistic regression through Taylor series expansion, and verifies the validity of the Taylor model in bankruptcy prediction.

In addition to being applied to financial data, macroeconomics and other data, textual information is also introduced into logistic regression models for bankruptcy prediction. [265] uses a logistic regression model to provide incremental information for bankruptcy prediction by analyzing textual disclosure information with a logistic regression model. Based on traditional financial data, [266] introduces text features. By extracting sentiment from textual reports as textual features, combining with financial data, the performance of logistic regression model for bankruptcy prediction is enhanced.

3.2.2 Neural Networks

Neural network is a machine learning algorithm that imitates the behavioral characteristics of animal neural network, which can handle end-to-end data processing. [267] proposed a credit-risk evaluation method, which extract rules by neural networks. Neural network is also used for credit risk assessment. The neural network method is applied to small business loan decision-making and has achieved good performance. The input data includes corporate financial data and credit situation, etc. [268] uses the financial data of the enterprise to predict bankruptcy through the neural network. The author analyzes the neural network model in three aspects: data span, neural network architecture and iteration times. It is found that rich data can improve the performance of the model, and the latter two need to be properly valued to avoid overfitting [269]. [270] uses a neural network to analyze a company's future financial position. The neural network identifies patterns in financial data, and distinguish between companies that are operating normally and companies that are about to go bankrupt. The research of the paper shows that neural network has superior performance than multiple discriminant analysis. Improvements on neural performance of network can be achieved through better training methods, better architecture, or better input data. [271] introduces new input data, namely stock price information, in company bankruptcy prediction. The stock price can reflect the company's future performance expectations to a certain extent. Bankruptcy prediction models often rely on static data, however bankruptcy is a process that changes continuously over time. [94] considers the effect of time and finds that differences in historical data through time may be a better way to predict bankruptcy. Ensemble learning is a good choice for improving the

performance of neural networks. In [272], Bagging and Boosting are applied to bankruptcy prediction to improve the classification performance of neural networks, and obtain better performance than traditional neural networks. The bankruptcy factors of companies in different industries are often different. [273] considers the industry in which the company is located, and proposes a neural network bankruptcy prediction model for a specific industry. By t-test and correlation analysis, the variables that are more relevant to the bankruptcy of companies in this industry are selected. The results show an improvement in performance after considering the industry. [19] analyzes neural networks for corporate bankruptcy prediction, namely supervised neural network and unsupervised neural network. The result of classification for supervised learning models is usually better, but for real-time business environments, training of supervised learning may not be realistic, and this situation may be more suitable for unsupervised learning. [274] combines multilayer perceptrons and SOM (self-organizing maps) for the financial domain. Not only can the probability of bankruptcy be predicted, but it can also visualize the probability of bankruptcy three years before the bankruptcy occurs. The method can assess the strengths and weaknesses of banks in the short, medium and long term by combining the outputs of three multilayer perceptron models in a 2D map using SOM.

3.2.3 Support Vector Machine

Support vector machine is a kind of generalized linear classifier that performs binary classification on data according to supervised learning, and its decision boundary is the maximum margin hyperplane for the sample data. [275] describes the advantages of support vector machines for bankruptcy prediction. Compared with the neural network, it can obtain the optimal solution with a smaller training set and does not require too much parameter tuning. SVM can be used to analyze the credit status of customers of financial institutions. [276] uses the least squares support vector machine (LS-SVM) classifier to analyze the creditworthiness of corporate customers with financial data as input.

In order to improve the efficiency of government funds, a default prediction model based on SVM is proposed [42]. The paper chooses factors such as financial ratios, economic indicators and technical assessments as input, and achieves good forecasting results. [277] applies support vector machine to bank bankruptcy analysis, and the input data is financial ratio. The study finds that Gaussian kernel support vector machine can extract useful information from financial data. Many researchers have done a lot of work on feature selection so that SVM can obtain better prediction performance. In [278], Partial Least Squares (PLS) is used for financial data feature selection, And the processed data is then fed into a Support Vector Machine (SVM) for bankruptcy prediction. [279] use direct search and features ranking technology to optimise features selection before using SVM. Some scholars are devoted to the optimization of SVM model parameters. [280] is devoted to finding the optimal support vector machine model. Firstly, feature selection is performed to screen out important financial ratio features. The preprocessed data is then used as the input of the support vector machine. Then the optimal parameter of the SVM kernel function is found by grid search technique and 5-fold cross-validation.

3.2.4 Random Forest

Random forest is a classifier of ensemble model that uses multiple trees to train and predict samples. [203] applies the random forest

(RF) method for credit default prediction and find that non-traditional variables have a significant impact on classification accuracy. [238] builds a separate random forest model for each industry to build an industry bankruptcy prediction model. It can well analyze the financial health of the industry. Random forests can also be used to output intermediate results. [281] combines evidence theory and random forest model. Firstly, the classification result of random forest is used as the basic probability distribution for financial risk characteristic evaluation. Then, the evidence synthesis rule of evidence theory is used as a technical tool for multi-source information fusion, and information fusion is carried out to obtain the financial risk level of the enterprise and its corresponding probability distribution. The model can better reveal the characteristics and causes of financial risks.

3.2.5 Epidemic Spreading Model

The epidemic spreading model regards the company as a member of a system. When a company falls into a crisis, it may spread to other companies, and even cause systemic risks. [282] primarily analyzes the contagion risk of financial companies through the stock market reaction of affected firms. The authors conducted two types of event studies: one with creditors of bankrupt financial firms, which allowed us to estimate counterparty contagion, and one with peer firms, which allowed us to estimate the impact of information contagion. [135] uses the capital adequacy ratio as an indicator of default, and establishes a contagion propagation model in the interbank network. From the perspective of secured loans, [75] proposes an imbalanced network risk diffusion model to predict short-term corporate default risk.

3.2.6 Genetic Algorithm

The genetic algorithm is designed and proposed according to the evolution law of organisms in nature, and it can usually obtain better optimization results faster. In [283], bankruptcy rules are extracted through genetic algorithms (GAs) and applied to bankruptcy prediction. [220] applies genetic programming to bankruptcy prediction, and provides insight into the tangled interaction of different bankruptcy related factors. In [284], a robust bankruptcy prediction model is constructed by combining genetic programming algorithm with rough set theory.

3.2.7 Decision Tree

Decision Tree is a classical classification and regression algorithm in machine learning. Some researcher employed decision tree to study enterprise risk. For instance, [239] applied a two-step analysis methodology to study firm performance: first, using exploratory factor analysis (EFA) to validate underlying dimensions of the financial ratios, second, four popular decision tree algorithms are used to explore the potential relationships between the firm performance and financial ratios. [232] proposes a new decision tree ensemble model *DTE-SBD* which combine the synthetic minority over-sampling technique (SMOTE) and the Bagging ensemble learning algorithm to deal with the imbalanced enterprise credit evaluation problem. Risk exposures between the various business units of an enterprise are shared and relied upon in the corporate structure. [285] develops an integrated optimization framework through a copula-based decision tree interface to help companies to achieve specific goals in enterprise risk management decisions. [111] predicts the financial distress of the restaurant industry through decision tree and AdaBoosted decision tree. AdaBoosting is used to overcome the sensitivity problem of decision trees, and

the results show that the results of AdaBoosted decision trees are better. [286] adopts decision tree as the bankruptcy prediction model because of its great interpretability. The paper considers that the bankruptcy risk of enterprises is different under the two macroeconomic conditions of normal economic and economic crisis. Therefore, predicting models are established for the two situations separately to improve the accuracy of forecasting. When there are too many variables to deal with, decision trees can also be used for variable selection [287].

3.2.8 Others Methods

Some papers try to combine theory from other fields with machine learning models or different machine learning models to propose a better model. [53] combines DEA, rough sets, and support vector machines to improve the ability of support vector machines to predict company bankruptcy. [288] propose the application of genetic programming-based neural logic networks, which can explain the network structure through a set of expert rules. Most models attempt to evaluate all bankruptcy scenarios, either using the same set of variables or the same set of samples. In many cases, these two assumptions do not hold. [289] uses biclustering and neural network-based ensembles to predict bankruptcy. Biclustering methods can estimate subgroups of data while considering possible relationships between samples and variables. [290] studies the integration of genetic algorithm and support vector machine. It proposes a method to improve the performance of support vector machine from two aspects of feature subset selection and parameter optimization. Genetic algorithms are used to simultaneously optimize feature subsets and parameters of support vector machines for bankruptcy prediction. [240] proposes a bankruptcy prediction model based on the adaptive fuzzy k-nearest neighbor (FKNN) method, and the continuous particle swarm optimization (PSO) method is used to determine the neighborhood size and fuzzy parameters of the model.

3.3 Deep Learning Methods

Deep learning is an important branch of machine learning, based on an artificial neural network architecture, where multiple processing layers are built inside a deep learning model and then the model parameters are adjusted in a back-propagation manner to enable autonomous exploration of data and feature information generation. This design pattern reduces the incompleteness caused by human-designed features. Thanks to this learning model, deep convolutional neural networks and recurrent neural networks have been the first to make breakthroughs in image processing and speech recognition respectively.

As artificial intelligence continues to develop and advance, deep learning is beginning to appear frequently in financial research work. Compared to classical machine learning models, deep learning models have better performance, generalization and fitting capabilities and are suitable for processing complex data information such as unstructured data, with applications in finance including algorithmic trading, risk management, portfolio management and fraud detection. Cao *et al.* in [32] has built a financial early warning model based on deep learning algorithms in the current e-commerce context. He believes that the financial risk of a company comes from external industry environmental risks and internal organisational structure, and that the model can effectively enhance the ability of a company to resist risks by effectively detecting and warning crisis signals.

However, the success of deep learning in financial risk has not been achieved overnight. Deep learning models are complex in design, require large amounts of data for training, and their performance is profoundly affected by a number of factors such as model structure, model parameter settings, and data quality. In bankruptcy forecasting, some academics have tried to find better data sources and apply them to deep learning models. Nurul *et al.* in [291] used corporate panel data to construct a deep learning model to predict corporate insolvency risk, selecting a sample of 641667 observations of North American listed companies between 2001 and 2018, with an accuracy of 93.71%; Mai *et al.* in [20] introduced financial textual data into his deep learning model. The deep learning model has excellent performance in predicting bankruptcy using textual disclosures due to its superior ability to handle unstructured data, and when textual financial data is effectively combined with financial accounting data, the deep learning model can further improve the prediction accuracy. Wei *et al.* in [79] extracted structured data and unstructured text from enterprises' annual reports and constructed a financial risk prediction model using convolutional neural networks, and the results showed that the model can help enterprises deal with financial risks in a timely manner.

With the development of the times, on the basis of using deep learning theory to construct financial risk models, scholars have proposed many data mining algorithms to improve the models in order to save arithmetic power and improve the model performance as much as possible. Data mining can fully refine the information in the data, which not only simplifies the model and improves performance, but also makes the model more interpretable. Take the research of Gao [292] as an example, he introduced interactive mining into a deep learning-based financial risk prevention model, which is better in terms of performance compared with traditional assessment models, and the model accuracy can be improved by 30%.

Zhang *et al.* in [50] applied a multimodal learning approach to improve deep learning models in credit risk, where traditional models use only static statistics and financial statement data of firms to predict the credit risk of firms in the supply chain. In contrast, Wen Zhang *et al.* proposed a Deep Risk method that fuses enterprise demographic data and financing behaviour data to predict supply chain SME credit risk, and the results showed that the method significantly outperformed the benchmark model. Ye *et al.* in [293] constructed a question-and-answer attention network to extract features of each round of conversation based on recorded data from earnings calls and to predict risk volatility following earnings call events, and the effectiveness of the model sheds new light on financial disclosure for financial practitioners.

Smiti *et al.* in [241] proposed a new deep learning based bankruptcy prediction method bsm - sae, which by combining Borderline Synthetic Minority, an oversampling technique based on softmax classifier, and Stacked AutoEncoder. A bankruptcy prediction model incorporating a feature extraction process is constructed, and experimental results show that the model outperforms the base class machine learning model. Similarly, Soui *et al.* in [294] combined Stacked AutoEncoder and softmax classifiers in the construction of a deep learning bankruptcy prediction model and verified the effectiveness of the model during the experiments.

Hosaka [18] proposed a method to apply CNN to bankruptcy prediction. To facilitate the training and optimization of CNN networks, He converted financial ratio data from financial statements into grey-scale images and selected 102 bankrupt companies and

2,062 listed companies in Japan as samples for experiments, and the results showed that the model outperformed traditional machine learning models.

Graph learning is the mapping of graph features to feature vectors with the same dimensionality in the embedding space, with the goal of extracting desirable features of the graph. Wang *et al.* in [12] put graph learning methods into practice in credit risk prediction, proposing an adaptive heterogeneous multi-view graph learning method that solves the small sample size problem of traditional credit risk assessment; Ribeiro *et al.* in [148] develops a graph construction algorithm based on binary relationships of qualitative data for financial credit risk problems, which uses a gboost classifier to mine specific sampled graphs for predicting insolvency and non-insolvency sample classes; Yang *et al.* in [295] proposed an innovative financial risk analysis framework based on graph-based supply chain mining for the problem of insufficient data for financial risk analysis of SMEs, and applied a new spatio-temporal aware graph neural network. Cheng *et al.* has closely integrated graph learning methods with deep learning theory to achieve several research results. In order to extract temporal information and network structure from the guarantee network, a temporal bad prediction (TDEP) framework is proposed [74], which preserves the temporal network structure and credit behavior sequences in an end-to-end model; In another study, Cheng *et al.* used uncertainty graphs in the modelling of secured loan networks and proposed a lower/upper bound based pruning strategy and an advanced sampling method in order to effectively identify nodes with higher default risk [296]. In addition, to further speed up the computation, a bottom-k sketch (bottom-k) based method is proposed; Finally, it is worth mentioning that Cheng *et al.* in [76] proposed a new graph neural network framework (iConReg) in order to detect and isolate the risk of connected loan contagion across China, and the model achieved an overall AUC accuracy of over 91%.

Deep learning models reduce the pace of human intervention in the training process and can form feature information through autonomous simulation, but deep learning, as a branch of machine learning, also requires "empirical data" to drive the model.

3.4 Hybrid Models

In this section, we will introduce some papers using hybrid models. In the field of enterprise risk research, most scholars use a single model to study this problem. However, a single model may have low accuracy of prediction or evaluation, as well as various limitations and problems existing in the single model. Therefore, some scholars combine several models to learn from each other's strengths, they expect to avoid some limitations and improve the accuracy of model evaluation. Next, We will introduce some hybrid models in terms of hybrid types.

3.4.1 Homogeneous hybrid model

First, there are hybrid models of the same type. Such hybrid models combine some traditional statistical and metrological methods, or combine various recently popular methods in machine learning and deep learning. Generally speaking, such hybrid models appear earlier than cross hybrid models.

About the study of credit risk, In [297], the contagion effect model and Bernoulli mixed model are used to study the importance of overall credit loss risk to large financial institutions. [298] applied the credit contagion model and the Bernoulli mixed model

to study the distribution of losses in large portfolios caused by credit crises. In network and chain related risks, [244] developed a supply chain risk network management (SCRNM) process based on Bayesian Belief Networks (BBNs) and Expected Utility Theory (EUT), and the authors also proposed a 'weighted net evaluation of risk mitigation' method, which technically employs safety and reliability engineering, decision making under uncertainty, and multi-criteria decision analysis. Systematic risks such as financial crisis are difficult to predict, [2] uses principal component analysis and Granger causality test to simulate systematic risks. To analyze the risk spread of interbank networks, [144] uses the Maximum Influence Diagram (MID) and Merton's structural model to investigate this problem. In addition, about the problem of bankruptcy risk, [299] uses the Z-score model and Stepwise Least Squares Estimation through the Forward method and tried to extend the time frame of the model's predictions.

Next is a hybrid model between machine learning and deep learning algorithms, because of the variety and characteristics of these algorithms, many predictive studies have improved performance after using mixed models of multiple algorithms.

In the study of credit risk, [51] proposes an enhanced hybrid integrated machine learning method called RS-MultiBoosting, which combines two classic integrated machine learning methods of random subspace (RS) and MultiBoosting. [300]'s evaluation method combines genetic algorithms and support vector machines, and in comparison with BP neural networks. Next, it is natural to study the issue of credit ratings, [242] proposes a credit rating prediction model using market information, this model skillfully combines random forests (RF) and rough set theory (RST) on the basis of KMV model to extract useful market information.

Many enterprises are prone to encounter financial distress problem. [301] proposes a data mining method combining attribute-oriented induction, information gain, and decision tree, and adopt entropy-based discretization method. [302] proposes a financial distress prediction method based on the serial combination of multiple classifiers, which combines support vector machine, multiple discriminant analysis and case-based reasoning. [202] develops a hybrid model combining artificial neural network and data mining technology to predict the financial distress.

On the study of business failure, [243] develops a hybrid model based on CBR (Case Based Reasoning) to predict business failure. This model combines rough set theory, classification and regression tree, integrated rough set theory and grey relation analysis on the basis of CBR. [53] pays special attention to the data of the management and proposes a new hybrid model, this model combines the rough set theory, support vector machine method and data envelopment analysis method. [243] develops hybrid models based on case-based reasoning(CBR): RST-CBR (combining Rough Set Theory with CBR), RST-GRA-CBR (integrating RST, Grey Relational Analysis, and CBR).

On the study of bankruptcy prediction, [303] proposes a selective integration model, which combines a decision tree, back-propagation neural network and support vector machine. [304] proposes a new method to improve the prediction performance of the case-based reasoning method, which combines case-based reasoning and genetic algorithms. [305] combined genetic algorithms with the case-based reasoning method to improve the bankruptcy prediction performance.

3.4.2 Cross hybrid model

Cross hybrid models combine different types of models, such as statistical models and machine learning models. Such hybrid models better reflect the combination of economics and computer science. Generally, such models may achieve a good balance between prediction accuracy and interpretability.

On the issue of enterprise risk prediction and classification, [306] first compares the performance of traditional statistical methods (including linear discriminant analysis and logit analysis) with neural networks, and the author recognizes the potential of neural networks in predictive problems, so the author proposes to combine traditional discriminant analysis with neural networks.

About the research on credit risk, big data analysis is more suitable for corporate credit default prediction, [307] proposes two hybrid models based on statistical (logistic regression), machine learning methods (decision tree, random forest, gradient boosting) and graph theory. Then we should study the credit rating problem, [308] developed two hybrid models, namely EK+FA+RS+RF and EK+MEPA+RS+RF, where EK is financial related empirical knowledge, FA is Factor analysis, RS is Rough set theory, RF is Rule filter, and MEPA is Minimize enterprise principle approach.

In the financial distress and financial risk forecasting problem. [309] combines neural network learning and logit analysis to build a hybrid model named RBFN (radial basis function network). [310] proposes a multi classifier hybrid model based on majority voting combination, which combines MDA (multiple discriminant analysis), Logit, NNs (neural network), DT (decision tree), SVM (support vector machine), CBR (case-based reasoning). [311] proposes a mixed model using decision tree classification method and logical regression method, the author uses principal component analysis method to extract variable. [292] uses back-propagation neural network, analytic hierarchy process, and data mining methods. [312] combines the single attribute test with the decision tree to build an integrated model called AdaBoost, which shows good performance on the forecasts of listed companies in China.

How to better predict corporate bankruptcy, scholars have proposed a variety of cross hybrid models. [10] proposes an integrated binary discriminant rule (IBDR), which is a combination of support vector machine and logical regression. [313] develops a business intelligence model to predict corporate bankruptcy, which combines the financial ontological model, the data mining algorithm and the Altman Z-score method. [314] proposes a new method for corporate bankruptcy prediction that combines Self Organized Maps (SOM) and Multivariate Adaptive Regression Splines (MARS). [315] uses three taxonomic methods to deal with data, including: The least-squares approach to anomaly detection, an isolation forest, and one-class support vector machines. [316] constructs a traditional model using discriminant analysis, logical regression, feedforward neural network and Cox's model, and then designs a prediction process using self-organizing map and neural network methods. [317] proposes an integrated model called NIM, which combines convolutional neural network oriented deep learning, support vector machine method and soft set theory.

On the issue of supply chain related risks, [318] combines multiple criteria decision making (MCDM) with integrated decision making trial and evaluation laboratory analytical network process (DEMATEL-ANP) models to develop a framework for quantifying supply chain risk. [319] develops a risk decision support system that automatically selects supply chain risk management

strategies, which combines methods such as Systematic review, Correspondence analysis, Fuzzy inference system.

In order to improve the accuracy of financial indicators to measure systemic financial risks, [320] uses logistic regression methods, artificial neural networks and time-varying parameter vector autoregressive model (TVP-VAR) model to process multiple data.

4 SPOTLIGHTS OF REPRESENTATIVE WORKS

In this section, we first make a brief introduction of the representative works and then present their unique contributions from several different perspectives.

We select the representative works based on citations and methodological progress. The citation for each reference is based on the citation statistics from Google Scholar as of November 1, 2022. Table 6 presents the most representative studies during the period from 1968 to 2019 in terms of citations. In addition, we rank the journals in terms of the citations of their articles and present the statistical results in Table 7. These journals cover a wide range of topics, from finance and management science to computer science. Journal of Finance, Journal of Banking & Finance and Expert Systems with Applications is ranked first with 4 publications. These representative studies with high recognition from peer researchers can be roughly classified into two categories according to their foci, i.e., existence and methods. This categorization of relevant work is not mutually exclusive. Some studies may fall into multiple categories. Here, we only list the representative articles in single categories according to the main topic of the article. Table 8 summarizes the findings of these representative works for easy review.

The first category is the existence category, which focuses on demonstrating the comovements between enterprise financial risk and various types of data including financial index, textual information, relational data and intelligence integration. [63] conducted a study that revealed that there was a direct connection between the corporate governance structure and enterprise bankruptcy. [254] examine the relationship between liquidity risk and credit risk in the banking industry from different perspectives. [326] analyze supply chain tweets and gain insight into the potential role of Twitter in supply chain practice and research.

The second category is the methods category that is devoted to utilizing and enhancing various types of techniques, especially the latest advances in the fields of natural language processing and machine learning, to capture valuable information from textual media and relation data and bridge the connections between enterprise multi-source heterogeneous data and enterprise financial risk. [9] use machine learning models to predict the probability of enterprise bankruptcy and find a higher average performance than usual models. [109] use a reduced-form econometric model to predict short- and long-term corporate bankruptcies and failures, while showing that stocks with a high risk of failure tend to deliver lower average returns.

5 APPLICATIONS

The risk management process comprises five major steps (identify risks, analyze risks, select techniques, implement strategy, control).

5.1 Enterprise Governance

Enterprise risk analysis can be used in the governance of a company. The analysis of the enterprise's own risk and the risk of the whole industry chain can help the enterprise to better recognize the crisis it is facing and thus react in advance. By introducing new technologies, it can also assist companies in better management. Also, timely attention to rapidly changing financial markets may be beneficial to the management of corporate risk.

5.1.1 Enterprise risk analysis

It is not easy for enterprises to operate. In the face of rapidly changing markets and constant competition, enterprises need to pay close attention to their own performance at all times. The enterprise bankruptcy model can help companies to better understand their own performance, and to adjust their own strategies in time, in order to avoid bankruptcy.

The data mining methods and decision tree models for predicting financial distress constructed by [301] are important for the sustainability of the company. [310]'s proposed financial distress prediction model based on a weighted majority voting combination of multiple classifiers can help companies effectively anticipate financial distress, which is important for their survival and growth. [174] use a large number of databases to develop discrete-time risk models that assess data publicly available at the point of incorporation of new firms and early in the lifecycle and their predictive power in determining the likelihood of bankruptcy. The model achieves acceptable in-sample and out-of-sample classification accuracy for the rating system and demonstrates the predictive contribution of director and board characteristics. [104] provides maximum likelihood estimates of the term structure of bankruptcy conditional probabilities over relatively long time horizons for the dynamics of firm-specific macroeconomic covariates and others. [161] establishes a dynamic bankruptcy model with asset illiquidity, and analyzed the company's exit policy in the face of bankruptcy, its time, default probability, and equity, debt and company value. By discriminantly analyzing the financial characteristics of failed Japanese companies, [162] provides a new idea for improving the accuracy of predicting bankruptcy. The article shows that the use of data from two or more years prior to bankruptcy together with other indices can lead to more accurate predictions of corporate bankruptcy, while emphasizing that the basis for compiling financial statement data for each sample company should not be overlooked. Methods like convolutional neural networks [18] can also be applied in enterprise bankruptcy prediction. [327] present a novel parameter reduction method to select financial ratios for business failure prediction. Based on deep learning algorithms, [32] conducts research from the perspective of establishing a financial early warning model based on deep learning and building a financial risk early warning mechanism for e-commerce companies, and analyzes and predicts the financial risks of listed companies. [79] aims to improve the ability of enterprises to deal with financial crises, find some countermeasures to prevent potential financial risks, and establish an early warning system model for financial risks.

In order to improve the company's ability to deal with financial risks, reduce labor costs, reduce financial losses, improve investors' trust in corporate finance, and establish a sound corporate financial risk evaluation index system, [292] combines deep learning technology and data mining in the artificial intelligence environment. [322] proposes a neural network model for bankruptcy

TABLE 6
The Representative Works in Terms of Citations.

Reference	Title	Journal	Year	Citations
[321]	Financial ratios, discriminant analysis and the prediction of corporate bankruptcy	J FINANC	1968	22519
[143]	Systemic risk and stability in financial networks	American Economic Review	2015	1835
[322]	A neural network model for bankruptcy prediction	IJCNN	1990	1401
[267]	Benchmarking state-of-the-art classification algorithms for credit scoring	Journal of the Operational Research Society	2003	1138
[275]	An application of support vector machines in bankruptcy prediction model	Expert systems with applications	2005	1041
[280]	Bankruptcy prediction using support vector machine with optimal choice of kernel function parameters	Expert systems with applications	2005	1126
[323]	Ambidexterity and performance in small-to medium-sized firms: The pivotal role of top management team behavioral integration	Journal of management	2006	2506
[324]	Is innovation always beneficial? A meta-analysis of the relationship between innovation and performance in SMEs	Journal of Business Venturing	2011	2184
[63]	Bankruptcy and corporate governance: The impact of board composition and structure	Academy of Management journal	1994	1305
[262]	Competitive and Cooperative Inventory Policies in a Two-Stage Supply Chain	Management science	1999	874
[245]	Enterprise risk management: An empirical analysis of factors associated with the extent of implementation	Journal of Accounting and Public Policy	2005	1072
[254]	The relationship between liquidity risk and credit risk in banks	Journal of Banking & Finance	2014	418
[2]	Econometric Measures of Connectedness and Systemic Risk in the Finance and Insurance Sectors	Journal of financial economics	2012	2312
[21]	Is the risk of bankruptcy a systematic risk?	J FINANC	1998	1362
[325]	Modelling credit risk for SMEs: Evidence from the U.S. market	ABACUS	2007	1018
[39]	The Determinants of Credit Default Swap Premia	Journal of Financial and Quantitative Analysis	2009	870
[9]	Machine learning models and bankruptcy prediction	Expert Systems with Applications	2017	555
[195]	Corporate Social Responsibility in the Supply Chain: An Application in the Food Industry	Journal of Business Ethics	2006	1337
[197]	Corporate Social Responsibility and Firm Risk: Theory and Empirical Evidence	Institute for Operations Research and the Management Sciences	2019	858
[233]	Evaluation of clustering algorithms for financial risk analysis using MCDM methods	Information Sciences	2014	700
[201]	Rollover Risk and Credit Risk	THE JOURNAL OF FINANCE	2012	625
[326]	Insights from hashtag #supplychain and Twitter Analytics: Considering Twitter and Twitter data for supply chain practice and research	Production Economics	2015	467
[99]	Principal Components as a Measure of Systemic Risk	The Journal of Portfolio Management Summer	2011	416
[136]	Assessing financial contagion in the interbank market: Maximum entropy versus observed interbank lending patterns	Journal of Banking & Finance	2011	572
[145]	Cross-border interbank networks, banking risk and contagion	Journal of Financial Stability	2015	134
[167]	Pricing derivatives on financial securities subject to credit risk	Journal of Financial	1995	3034
[115]	The power of flexibility for mitigating supply chain risks	International Journal of Production Economics	2008	1115
[114]	The severity of supply chain disruptions: design characteristics and mitigation capabilities	Decision sciences	2007	1754
[109]	In search of distress risk	The Journal of Finance	2008	2641
[103]	A markov model for the term structure of credit risk spreads	The review of financial studies	1997	2336
[68]	The effect of credit guarantees on credit availability and delinquency rates	Journal of Banking & Finance	2015	83
[22]	The Impact of Public Guarantees on Bank Risk-Taking: Evidence from a Natural Experiment	Review of Finance	2014	329
[20]	Deep Learning Models for Bankruptcy Prediction using Textual Disclosures	European journal of operational research	2019	203
[18]	Bankruptcy prediction using imaged financial ratios and convolutional neural networks	Expert systems with applications	2019	192
[24]	Expropriation through loan guarantees to related parties: Evidence from China	Journal of Banking & Finance	2009	450

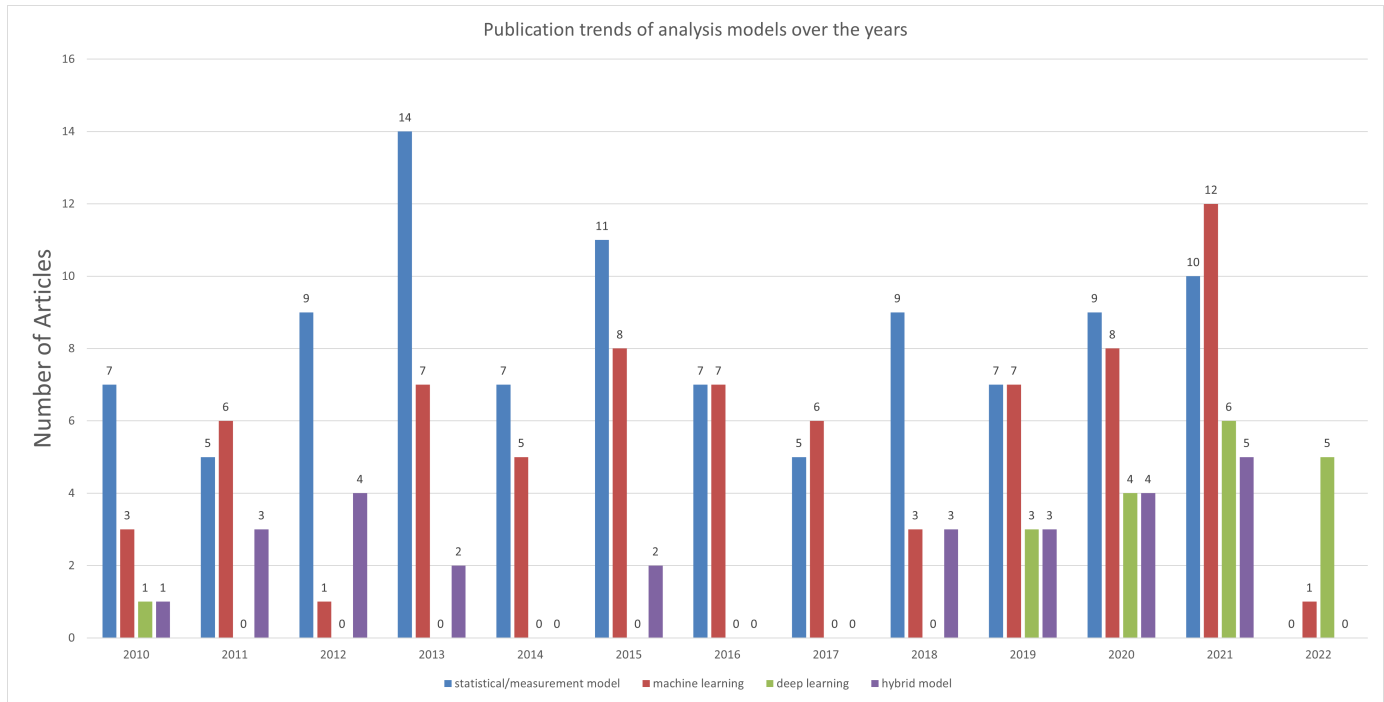


Fig. 5. Publication trends of analysis models over the years.

TABLE 7
Journal Influence in Terms of Citations.

Journal	Total	Number	Papers
J FINANC	23881	4	[321] [21] [167] [109]
Academy of Management journal	1305	1	[63]
Management science	1732	2	[262] [197]
Journal of Accounting and Public Policy	1072	1	[245]
Journal of Banking & Finance	1523	4	[254] [136] [68] [24]
Journal of financial economics	2312	1	[2]
Journal of Financial and Quantitative Analysis	870	1	[39]
Expert Systems with Applications	2914	4	[9] [18] [275] [280]
ABACUS	1018	1	[325]
THE JOURNAL OF FINANCE	625	1	[201]
Int. J. Production Economics	467	1	[326]
Information Sciences	700	1	[233]
Journal of Business Ethics	1337	1	[195]
Review of Finance	329	1	[22]
European journal of operational research	203	1	[20]
IJCNN	1399	1	[322]
Journal of the Operational Research Society	1138	1	[267]

prediction, which management can use to identify potential problems that should be concerned about. In [269], people can evaluate and predict the firm's future financial status by using data from the firm's financial reports. [281] combines the evidence theory and random forest algorithm to establish an enterprise financial risk warning model, and it also can trace the causes of financial risks. [36] uses a logit scoring model to predict the probability of default, which is helpful for SMEs to understand their default risk, and also can be used to estimate their risk-adequate debt cost. [317] proposes a new integrated model (NIM) for predicting corporate bankruptcy in China's energy industry and applies it to real-world data of Chinese energy-listed companies. [202] takes the operating

rules violated by Taiwan stock exchange companies as the scope, extracts adaptive variables, uses artificial neural network and data mining technology to build a financial distress prediction model, and verifies that the proposed method can predict the financial distress of listed companies. [206] discusses models used to predict SME defaults, and proposes a new approach to credit risk assessment that fuses data from longitudinal and survival duration models, providing a novel approach for more accurate risk assessments. [211] supplemented limited accounting data using non-financial, regulatory compliance, and "event" data from private companies and ultimately found that data related to legal actions taken by creditors to recover unpaid debts, company filing

TABLE 8
Contributions of Representative Works.

Group	Reference	Contribution
Existence	[63]	The authors used logistic regression to analyze the relationship between bankruptcy and corporate governance structure, which gave rise to the trend of studying the relationship between corporate governance structure and financial position.
	[262]	The authors use a game model to study the relationship between inventory strategy and competitive cooperation in supply chains, and the conclusion that competition may reduce inventory brings a new insight to the study of supply chain risk.
	[245]	The authors examine what are the reasons for companies to adopt ERM and the conclusions provide a preliminary basis for future research on ERM deployment.
	[254]	This is the first paper to examine the relationship between liquidity risk and credit risk in the banking industry from different perspectives, and the findings have significant implications for subsequent research on the relationship between liquidity risk and credit risk.
	[197]	This paper fills a gap in the literature by formalizing and testing the channels through which CSR policies affect corporate systemic risk and value.
	[211]	Using Z-score and O-score model for bankruptcy prediction, it demonstrates that higher bankruptcy risk doesn't bring about higher returns which is different from previous opinions.
	[325]	It specially builds a default prediction model for small and medium size enterprises which has a good out-of-sample performance. The study finds that modeling credit risk for SMEs lower the capital requirements for banks under certain circumstance.
	[39]	The results also suggests that credit risk management of small and medium size enterprises are different from large corporates which may be insightful for banks.
	[326]	It analyzes the linear relationship of theoretical determinants of default risk and default swap spreads and identifies explanatory power of volatility and leverage in regressions.
	[201]	This paper contributes to the supply chain community by proposing a novel analytical framework to analyze supply chain tweets and gain insight into the potential role of Twitter in supply chain practice and research.
	[126]	This paper puts forward a model to analyze the influence of bond liquidity on enterprise credit risk, which provides a new idea for enterprise credit risk management. The study fills a key gap in the literature on whether structural shocks in the oil market affect systemic bank risk.
	[115]	It extends the literature examining the interlinkages between oil shocks and bank risk in GCC countries by simultaneously examining two major crises, namely the global financial crisis and the ongoing COVID-19 pandemic.
	[114]	The paper proposes a unified framework and 5 stylized models. The findings highlight the power of flexibility while clarifying the associated benefits of different levels of flexibility, providing insights into deploying flexibility to reduce supply chain risk. The article examines how and why supply chain disruption is a bigger problem than the other. Not only does it add to existing knowledge related to supply chain risk, vulnerability, resilience and business continuity planning, but it also calls into question the wisdom of pursuing practices such as supply base reduction, global sourcing and sourcing from supply clusters.
	Methods	[2]
[9]		This study tests the performance of machine learning models in bankruptcy prediction and it finds a higher average performance than usual models.
[195]		Thus, it's a substantial improvement in accuracy using machine learning methods.
[233]		The framework of CSR in food supply chain proposed in this paper lays a foundation for the food industry to further study the elements of CSR in supply chain.
[133]		In this paper, an opportunistic MCDM clustering algorithm is proposed to rank the popular algorithms in the field of financial risk analysis.
[136]		Finally, the MCDM method is proved to be the most effective in evaluating clustering algorithms.
[181]		In this paper, the author present the first complex network analysis of a controversial Federal Reserve contingency planning dataset. At the same time, a new metric DebtRank is introduced, which can avoid infinite reverberation by excluding the repeated walking of the edge.
[275]		This paper provides a measure of the vulnerability of the Italian interbank market to financial contagion, thus enriching the evidence available to date in most industrialized countries. Moreover, by considering the affiliation of banks with business groups, it provides evidence for the link between financial collectivization and the stability of the banking system.
[239]		This is the first study to investigate bankruptcy contagion effects through overlapping directors in the bank loan market. The article distinguishes three alternative mechanisms for contagion effects, revealing that reputational damage to directors due to involvement in bankruptcy events is the most likely mechanism.
[103]		At the same time, it reveals the role of the general director and the director's reputation as the mechanism of the general director transmitting the bank loan market shock.
[109]	The authors compare svm and nn on bankruptcy prediction ,and investigate and summarize the several superior points of the SVM algorithm compared with BPN ,helping us to obtain Deeper understanding of the model. The authors considers both data and models.They employed a two-step analysis methodology: first, using exploratory factor analysis (EFA) they identified (and validated) underlying dimensions of the financial ratios, followed by using predictive modeling methods to discover the potential relationships between the firm performance and financial ratios.	
[167]	This study provides a Markov model for the term structure of credit risk spreads, for the pricing and hedging of corporate debt with embedded options, and for over-the-counter derivatives with counterparty risk Both pricing and hedging of products are extremely useful.	
		A reduced-form econometric model is implemented to predict short- and long-term corporate bankruptcies and failures, while showing that stocks with a high risk of failure tend to deliver lower average returns.
		The contribution of the article is more prominent for small and growth stocks in the measure of financial distress.
		The paper provides a new pricing and hedging theory for derivative securities involving credit risk, and introduces a technique for evaluating options on credit risk-compliant securities structures.
		This method works for corporate debt, but the technique works for other securities as well.

history, consolidated audit report/opinion data, and company-specific characteristics, It has made a significant contribution to improve the default prediction ability of risk models specially built for small and medium-sized enterprises. [205] introduces a hybrid default prediction model considering market information. Experimental results show that the proposed hybrid model can well replace the existing accounting based default prediction standard method for smes, and provides a new model for smes default prediction.

5.1.2 Supply Chain Management

Few enterprises can control the whole industrial chain. The vast majority of enterprises are part of the supply chain. Therefore, the research on the supply chain can help enterprises reduce the supply chain risk. [4]'s findings from a survey of French companies in the context of the COVID-19 outbreak can provide guidance on the specific conditions and cooperation for companies to adopt supply chain risk management practices. The approach to supply chain integration proposed after [255] empirical study can enable firms facing supply chain risks to enhance their agility performance. [258]'s research on supply chain resilience can help motivate supply chain managers to improve their integration capabilities and increase supply chain resilience. The results of [256]'s research on supply chain integration and supply chain risk management can help supply chain managers develop integration practices to manage risk and improve operational performance. [244]'s supply chain risk network management process can help decision-makers rank risks and strategies. [257] studies the propagation of financial risk in supply chain networks finding that the risk to the focal firm is higher when secondary suppliers are highly shared, concluding that firms should actively identify and monitor these secondary suppliers, which can effectively mitigate supply chain risk. [116] studies risk handling and mitigation strategies in supply chains, and identifies general strategies for supply risk, demand risk, and other risks. [64] empirically testify the factors that affects stock market when the supply chain disrupts. This study has essential implications on firms' strategies of their supply chain management especially during the period of disruptions. Specially, great attention have been paid in small and medium-sized enterprise (SMEs). [14] propose an integrated ensemble machine learning method for predicting the credit risk of China's small and medium-sized enterprise in supply chain finance. The method possesses an outstanding prediction performance and it is especially suitable for forecasting the credit risk of China's SME in SCF. In order to help supply chain risk managers choose appropriate risk management strategies, [319] focuses on the risk mitigation steps in the supply chain risk management (SCRM) process and develops a decision-making framework for recommending effective risk mitigation strategies.

5.1.3 Assisting Enterprise Management

Through data analysis, association analysis, model building, More useful information for enterprises can be provided and help companies make better management decisions. [313] has improved a new Business Intelligence approach that can facilitate business operations through the analysis of big data. [307] proposes two hybrid models to extract valuable information from big data so that companies can better define their own strategic plans, such as risk control, crisis management, or growth management. [29] carries out a study on the relationship between corporate social performance and financial risk, and found that corporate

social responsibility was negatively correlated with the company's systemic risk, while corporate social irresponsibility was positively correlated with financial risk. This finding has implications for future corporate management. It has important research significance. [30] explores the relationship between corporate social irresponsibility (CSI) and financial risk, and its findings complement existing theories on the risk mitigation effects of corporate social responsibility. At the same time, these insights provide complementary strategies for enterprise risk management. [188] analyze the relationship between maturity of enterprise risk management and firm's value. [285] develops an integrated optimization framework through copula based decision tree interface, so that enterprise risk management decisions can meet the specified enterprise goals in a multi-stage setting. [227] based on a sample of listed insurance companies in the United States, this paper simulates the impact of ERM and ERM on the cost of capital, and finds that ERM significantly reduces the cost of capital and provides a new direction for enterprise risk management. [194] finds that companies benefit from higher ratings and lower interest spreads if their relative ESG performance matches that of the corresponding country. [115] examines four different types of risk mitigation strategies and finds that businesses can reap most of the benefits in low levels of flexibility. This fact can make it easier for managers to justify investments in flexibility even when the impact and likelihood of different types of risks cannot be accurately estimated.

5.1.4 Utilizing Financial Market Information

The timeliness of the financial market helps enterprises to understand the situation they face more quickly and make better investment and financing decisions. [164] examines whether transactions in credit default swaps (CDS) increase the credit risk of the reference entity by quantifying the impact of CDS transactions on a company's credit risk, finding companies with relatively large numbers of CDS contracts outstanding, as well as those with "no-restructuring" contracts companies are more likely to be adversely affected by CDS transactions. [166] establishes a model to illustrate the impact of liquidity risk on the yield spread of corporate bonds, and the results showed that the liquidity spread is positively correlated with the probability of default. [73] establishes a real option model and discusses the investment and financing strategies of small and medium-sized enterprises under the conditions of the above-mentioned partial guarantee contract. Explicit formulas are derived for the pricing and timing of cash flow investment options with diffusion and jump risk. Larger funding gaps or higher levels of guarantees are found to lead to later investments and lower option values.

[72] uses option pricing techniques to obtain estimates of the pure money cost of loan guarantees, the company's interest savings on senior and subordinated debt, and the project's implied present value profitability index. [199] examines the nature of corporate bond default risk using a large new dataset and finds that changes in stock returns, stock return volatility, and GDP are strong predictors of default rates, providing indicators for corporate bond default risk prediction. [200] provides new evidence for corporate bond investors to price the time-varying risk of debt deflation using international corporate information gap data. The results of this paper provide a rich and effective way for further research, and have implications for the optimal capital structure of enterprises. [201] provides a model to analyze the impact of debt

market liquidity on corporate credit risk through debt rollover, providing a new direction for corporate credit risk assessment.

5.2 Financial Institution

This section describes the application of scholars' findings to financial institutions. In the collected papers, we found that scholars' research on enterprise risk can help financial institutions improve efficiency and accuracy in lending, decision making, operations, risk management, credit rating, risk identification, bankruptcy prediction and so on.

5.2.1 Applications in Lending

[314] proposes a new bankruptcy prediction model using Self Organized Maps (SOM) and Multivariate Adaptive Regression Splines (MARS), which can help banks to make effective investment and lending decisions. [270] makes a reliable early prediction of the future health of enterprises, which can help bank loan officers make appropriate loan decisions. [170] builds a regression model combining the firm's creditworthiness and whether it defaults. This model can be used to help banks predict credit risk and obtain credit strategies. The bankruptcy prediction model proposed in [278] can help financial institutions better carry out credit approval, loan portfolio, security management and so on.

5.2.2 Optimized Decision Making

The hybrid model obtained by [303]'s selective integration of the three classifiers can reduce the number of wrong decisions made by financial institutions. [226] use a sample of P&C insurance companies with S&P ERM quality ratings from 2006-2013, this article examines the independent and aggregate effects of ERM and diversity on their performance, helping large financial institutions institutional build rating standards and optimize management decisions. [173] proposes a dynamic multi-agent model of a banking system with a central bank, proving that central bank intervention decision can indeed alleviate financial distress and liquidity shortages in the inter-bank market.

5.2.3 Improving Operational Performance

Because accurate financial distress forecasts can have a significant impact on a financial institution's lending decisions and profitability, [311]'s financial distress models using a combination of methods can provide investors with the necessary information. [15] combines genetic algorithm, support vector machine and BP neural network to measure credit risk in supply chain finance, and the method can reduce the probability of bank profit impairment.

5.2.4 Strengthened Risk Management:

[305] combines genetic algorithms and case-based reasoning methods to build bankruptcy prediction models that can be important for risk management in financial institutions. The results obtained from [297]'s study of total credit losses on large financial positions provide important insights into the measurement of risk in financial institutions. [254]'s analysis of banks' liquidity risk and credit risk does have an impact on bank defaults, and the findings motivate banks to strengthen their management of liquidity and credit risk. [92] proposed an outranking multicriteria modeling approach which enables analyst to learn the characteristics of the model, and make some change to meet the requirements of banks risk management. [15] evaluate the credit risk of supply chain finance from the perspective of banks which introduces theoretical support for banks' risk management.

5.2.5 Identify Potential Risks

[274] develops a neural network model to study the bankruptcy of bank of America, which is helpful to bank identify early financial risks. Banks and financial companies use the bankruptcy prediction model proposed by [289] to estimate the risk of customers' inability to repay their debts. [210] proposes a new semi-supervised text mining method to analyze the qualitative textual risk disclosure of a large amount of bank risk information in financial statements. This method can identify bank's own risk factors more accurately.

5.2.6 Evaluate Various Risks

[141] presents a new systematic risk measure in the context of financial networks, which leads to a composite indicator capable of assessing the overall stress state of the financial system. [146] proposes a novel predictor selection procedure based on non-parametric regression and classification tree approach (CART). It has high applicability among bank practitioners. This method is a viable risk assessment tool that is applicable to the real-world environment in which banks operate. [44] develop an intelligent-agent-based fuzzy group decision making model which may be an effective multicriteria decision analysis tool for credit-granting institutions in the field of credit risk evaluation. [328] propose a framework to identify legal judgments to predict credit risk and extract relevant features contained within the effective legal judgments. It can help evaluate the credit risk of SMEs.

5.2.7 Standardized Ratings

The bankruptcy prediction model proposed in [283] can provide a basis for the credit rating system, which is very important for financial institutions. [229] studies China's bond market and credit rating, and finds that China's bond rating contains default information, there are big differences in rating standards of different credit rating agencies, and the rating scale is very rough. Their findings are beneficial and help rating agencies to unify standards and classify bonds according to default risk, increase the information content of bond ratings, and build a healthy and stable bond market.

5.2.8 Bankruptcy and Default Forecasting:

In [203], RF model is used to model the data of micro enterprises in China, and the advantages of the model are verified through experiments. The modeling algorithm can be used by different financial market participants to systematically measure the credit default prediction of individual and institutional users. [277] shows that the gaussian kernel based support vector machine can extract useful information from financial data and can be used as a part of the bank bankruptcy early warning system. [276] explains and evaluates the added value of Bayesian LS-SVM classifier, and uses the bankruptcy data set of Benelux mid-cap stock market to carry out the experiment, which shows that the proposed classifier based on Bayesian nonlinear kernel has better performance. It provides a good discriminator for financial institutions to predict enterprise bankruptcy.

5.3 Government Regulation

Advancements in quantifying the influence of multi-source heterogeneous data on enterprise financial risk in the era of big data can be critical for solving several challenging issues from the perspectives of risk prediction, risk warning and government investment.

5.3.1 Systemic Risk Prediction

Based on multi-source heterogeneous data, government can predict industry risks and systematic risks. The DebtRank proposed by [153] could provide a quantitative assessment of systemically important financial institutions, and the method is applicable to regulators' supervision of systemic risk. The methodology developed by [249] to assess the risk of systemic failure of global banks is a reasonable estimate of systemic risk, which is one of the issues of great concern to regulators and politicians. TALIS3, a novel systemic risk monitoring approach, is proposed to assess the systemic impact of the COVID-19 pandemic on financial markets in North America and Europe. This monitoring method can be used by regulators to measure and more precisely assess the economy-wide costs associated with systemic events [124]. The method proposed in [112] to predict the systemic impact of financial institutions in interconnected systems can be applied to monitor systemic risk in banks and insurance companies in a timely manner. [76] proposes a new approach to help regulators quantify systemic risk and provide clues to containment. In order to measure the effectiveness and accuracy of financial indicators, [320] shows that it is necessary to pay attention to the changes of interest rate, real estate price and stock price when monitoring China's financial systemic risks, and the influence of exchange rate changes and monetary policies can not be ignored.

5.3.2 Systemic Risk Warning

[99] recommends that regulators and investors create indices of implied systemic risk, defined as absorption ratios, for various markets that can act as early warning signs of potential asset depreciation and financial turbulence. With warning of potential problems, policymakers and investors can take steps to prevent them from becoming a reality. A new framework is proposed in [139] to study default dependence and systemic risk in financial networks evolving over time. This methodological framework can help to come up with systemic bank rankings.

5.3.3 Guide and Manage Government Investments

Business failure prediction is essential to investors and government. Thus, the RST-SVM model proposed by [53] which has a good performance in failure prediction can provide a guide of investment for them. [42] proposes a support vector machine (SVM) model to predict the default of subsidized SMEs and it can help to effectively manage these government funds.

6 DIRECTIONS FOR FUTURE WORK

6.1 Enterprise Intelligence

Traditional financial information like balance sheets, stock returns, and even auditors' opinion in the annual reports are widely employed in past studies and they still have considerable significance in the future study of corporate risk. But with the development of big data analysis and data mining technologies, data tends to be diversified. Such diversity not only comes from the bigger size of the data but also comes from the various information it delivers to us. For example, [329] applies big data analytics (BDA) technology to simplify the tuning process when faced with mass data. Besides, more attention should be paid to non-financial data and relational data since many researchers have already demonstrated them to be useful. Such data may be a supplement to traditional data which may result in better performance of the model or identifying new factors of bankruptcy risk. High-dimensional data

like geographic information and board information have already been considered important. Using corporate governance characteristics, [177] finds significant improvements in SMEs' default prediction accuracy rates. [64], [175] also investigate directors' characteristics. Additionally, Data is usually concerned with the company, but in the future, there is no such limitation, especially in such an information-explosion world. Information from different perspectives may be available to create value for our studies. Like data from customers, industry, linked enterprises, and even the macro environment. Especially in supply chain risk, relational data like transaction data can describe the relationship of linked enterprises. And for systematic risk, macro environment information like GDP, exchange rate, and Census data has strong effects on risk observation. By collecting macro environment information and applying it into the model, it enhances the models' sensitivity to relevant environmental-economic conditions. [31] uses external environmental data, industry data as well as financial statements in the construction of financial risk models. Customer integration like customer churn rate has been combined with loan data by [184]. Such feedback is closely related to customer satisfaction and reflects on financial performance eventually.

But data is not available all the time. We notice that banks and databases like CRSP(Center for Research of Security Prices), Compustat, and NYSE TAQ (New York Stock Exchange Trading and Quotation high-frequency database) are the main sources of intelligence. But data usually are only available to researchers. This makes it hard for other people to repeat the trial and identify the significance of the findings. Besides, some data like corporate lending data are hard to obtain on account of privacy or other needs. But such data are usually high of research value. Thus, the construction of open databases which could be a source as well as a sharing platform of data should be put on the agenda. The more data available in the future, the more intelligence we can collect, and the more value we can create in the area of risk management. In a word, proper use and sharing of multimodal data will benefit us a lot.

6.2 Analysis Model

Recently, some new methods have emerged in the research on enterprise risk. Here is a discussion on the possible research directions.

6.2.1 graph neural network

Graph data contains very rich relational information, so graph can represent higher dimensional information. Graph neural network is a new neural network paradigm emerging in recent years. It combines the advantages of graph and deep learning to achieve deeper information correlation. At present, the research on graph neural network of enterprise risk is still in its infancy. In this field, combining graph neural network, more meaningful relationship information can be extracted from the dimensions of inter enterprise, enterprise data and senior management relationship.

6.2.2 Network Based on Attention Mechanism

In recent years, attention mechanisms have made a splash in the field of natural language processing, a technique that allows models to focus on important information and fully learn to absorb it. Natural language contains a wealth of information about the enterprise, but because its unstructured penguins are difficult for machines to understand, little previous research has analyzed the

text at a fine-grained level. By incorporating a priori information about the enterprise through natural language pre-training models, textual information can be better mined and used for enterprise risk analysis.

6.2.3 Time Series Network

Time series network mainly captures information in time series. The development of enterprises is dynamic, and most of the current research methods use static data, which can hardly reflect the dynamic change information. By introducing time-series information, the time-series network can better determine the risk of enterprises from the time dimension.

6.2.4 Fusion Model

For enterprise risk analysis, heterogeneous convergence is a promising direction. A single model often has advantages in one aspect, such as the processing of financial information, textual information, relational data, and time-series data, all of which can reflect enterprise risk information to a certain extent, but all of which focus on one point. If we can combine the advantages of each model and model the multidimensionality of enterprise risk, we will have a more comprehensive presentation of enterprise risk and realize the leap from point to surface, which will improve the analytical performance of the model even more.

6.3 Conduction Mechanism

In the context of the financial network, many studies have put forward methods and measures to measure and control risks under sub-networks. For example, PD model is introduced in [137], which is a dynamic model that combines credit risk technology with the contagion mechanism of risk network between banks to quantify systemic risk. [136] using a unique data set containing actual bilateral exposures, it analyzes how contagion spread within the Italian interbank market. Through the network of connections between institutions, it is of great significance to study risk transmission among institutions.

Considering the limitations of a single network layer, [134] contributes to the study of inter-bank risk transmission mechanism by analyzing the systemic risk contribution of the four exposure layers of the inter-bank network (derivatives, securities cross-holdings, foreign exchange and interbank deposit and loan markets). In future studies, other potentially important sources of infection, such as overlapping portfolio networks and capital liquidity risks, can be considered. Secondly, how to introduce more network layers is also an important topic for future research.

[138] estimates the risk of nodes in the financial network, such as banks, by using network measures of the inter-bank liability network (e.g., DebtRank). The research proves that the risk transmission of banks can be reduced by increasing the transparency between relevant nodes. However, the real risk network is a multiple network, and the same group of financial agents is connected by various networks, including asset-liability network, derivative network and collateral network. Therefore, how to make comprehensive use of all the information of risk network and derive a practical and effective risk network is a technical challenge in the future. At the same time, it is mentioned in the paper that by increasing transparency, risk nodes can reduce their credit risks by being prevented from lending, while risk-free banks can increase their risks by lending. Finally, it can realize the effect of evenly distributing risks through the network. Therefore, a

more market-driven mechanism to obtain the same self-organizing critical regulatory dynamics is subject to further investigation.

[143] provides a framework to study the relationship between financial network architecture and the potential for systemic failure due to counterparty risk contagion. The findings highlight the fact that even if banks fully internalize the impact of their lending (and risk-taking) decisions on direct creditors, they fail to take into account the fact that their lending decisions may also expose many other banks (such as their creditors' creditors) to greater risk of default, thus proving the existence of financial network externalities. The externalities of financial networks and their attendant inefficiencies also mean that there is scope for government intervention to improve welfare. The analysis of optimal strategy in this kind of model is also of high research value.

6.4 Risk Interpretability

Despite the success in enterprise analysis, most existing deep learning methods cannot explain "what drives the model to make certain predictions?", which will limit their application in critical areas such as finance. Although various self-explanatory machine learning, deep learning model and GNNs model have been proposed recently, they will face performance and efficiency limitations when deployed on real-world tasks like bankruptcy prediction and credit evaluation. For example, SE-GNN [330] and ProtGNN [331] rely on the assumptions of K-Nearest Neighbor and prototype learning, respectively, which may not necessarily apply to real scenarios. Therefore, developing a risk detector that simultaneously gives high-quality predictions and explanations is imperative to the deployed enterprise analysis systems. However, such has not yet been explored and demands further investigation.

7 CONCLUSION

Enterprise risk is the threat of loss suffered by every link of the enterprise's reproduction experience activities. No matter in different experience processes such as purchasing, production and sales, or in different functional areas such as planning, organization and decision-making, enterprises may encounter risks, which have an important impact on enterprises. Therefore, enterprise risk research has always been the focus of academic research. In this study, we systematically reviewed 319 articles on enterprise risk published between 1968 and 2022, covering various fields such as finance, management science and computer science. Our goal is to provide a systematic and comprehensive summary. We divided enterprise risk into six risk types: bankruptcy risk, credit risk, guarantee risk, financial risk, supply chain risk and systemic risk. We systematically studied the concept definition, research model, data type and model evaluation index of the first four risk types. We divide the research models into statistical and econometric models, machine learning models, deep learning models and mixed models. We find that most scholars adopt statistical and econometric models and machine learning models when studying enterprise risks. At the same time, we divide the data used in the research into financial data, non-financial data and relational data. The research finds that financial data is the most commonly used index in the study of enterprise risk.

Different from previous studies, we systematically introduced the four types of models and the evaluation indicators of the models. In addition, we also introduced the application of enterprise risk management in three aspects: corporate governance,

financial institutions and government supervision. In the process of combing through the relevant literature, we have also obtained some valuable information:

- We have compiled most of the research literature related to enterprise risk from 2010 to 2021, and we can see that there is a significant increase in the literature from 2013-2015, and 2019-2021, and that the tough economic situation is likely to be an important factor contributing to this phenomenon.
- Before 2019, statistical models and machine learning models dominate in the study of enterprise risk, while with the popularity and development of deep learning techniques in the financial field, more and more scholars try to use deep learning methods to study enterprise risk after 2019.
- Enterprise risk research mainly involves financial datasets, but also contains non-financial datasets, relational data, and hybrid data, which are characterized by diversity.
- Approximately 58.67% of scholars engaged in enterprise risk research are from the field of finance, 28% from the field of management, and 13.33% from the field of computer science, which indicates that enterprise risk issues are of interest to scholars from multiple fields, and more scholars from more fields may join this research in the future.

With the in-depth study of enterprise risk, it will help companies to develop strategies to resist risks and build a healthy and stable economic environment.

ACKNOWLEDGMENTS

We thank Binchen Yang, Xuesong Zhang, Meiai Wang, Xiaoying Sun, Yiying Yuan, Lanqi Zhao, Yuansong Zhu, Ying Liu for collecting and sorting out the literature for this work.

REFERENCES

- [1] K. Abduraimova, "Contagion and tail risk in complex financial networks," *Journal of Banking & Finance*, p. 106560, 2022.
- [2] M. Billio, M. Getmansky, A. W. Lo, and L. Pelizzon, "Econometric measures of connectedness and systemic risk in the finance and insurance sectors," *Journal of financial economics*, vol. 104, no. 3, pp. 535–559, 2012.
- [3] W. Chen, Z. Li, and Z. Xiao, "On credit risk contagion of supply chain finance under covid-19," *Journal of Mathematics*, 2021.
- [4] J. El Baz and S. Ruel, "Can supply chain risk management practices mitigate the disruption impacts on supply chains' resilience and robustness? evidence from an empirical survey in a covid-19 outbreak era," *International Journal of Production Economics*, vol. 233, p. 107972, 3 2021.
- [5] R. A. Collins and R. D. Green, "Statistical methods for bankruptcy forecasting," *Journal of Economics and Business*, vol. 34, no. 4, pp. 349–354, 1982.
- [6] S. Angilella and S. Mazzù, "A credit risk model with an automatic override for innovative small and medium-sized enterprises," *Journal of the Operational Research Society*, vol. 70, pp. 1784 – 1800, 2019.
- [7] S. S. Devi and Y. Radhika, "A survey on machine learning and statistical techniques in bankruptcy prediction," *International Journal of Machine Learning and Computing*, vol. 8, no. 2, pp. 133–139, 2018.
- [8] P. Biecek, M. Chlebus, J. Gajda, A. Gosiewska, A. Kozak, D. Ogonowski, J. Sztachelski, and P. Wojewnik, "Enabling machine learning algorithms for credit scoring—explainable artificial intelligence (xai) methods for clear understanding complex predictive models," *arXiv preprint arXiv:2104.06735*, 2021.
- [9] F. Barboza, H. Kimura, and E. Altman, "Machine learning models and bankruptcy prediction," *Expert Systems with Applications*, vol. 83, pp. 405–417, 2017.
- [10] Z. Hua, Y. Wang, X. Xu, B. Zhang, and L. Liang, "Predicting corporate financial distress based on integration of support vector machine and logistic regression," *Expert Systems with Applications*, vol. 33, no. 2, pp. 434–440, 8 2007.
- [11] C. Yin, C. Jiang, H. K. Jain, and Z. Wang, "Evaluating the credit risk of smes using legal judgments," *Decision Support Systems*, vol. 136, p. 113364, 2020.
- [12] C. Wang, F. Yu, Z. Zhang, and J. Zhang, "Multiview graph learning for small-and medium-sized enterprises' credit risk assessment in supply chain finance," *Complexity*, vol. 2021, 2021.
- [13] E. Letizia and F. Lillo, "Corporate payments networks and credit risk rating," *EPJ Data Science*, vol. 8, no. 1, p. 21, 2019.
- [14] Z. You, X. Chi, W. Gang-Jin, and Y. Xin-Guo, "Predicting china's sme credit risk in supply chain finance based on machine learning methods," *Entropy*, vol. 18, no. 5, p. 195, 2016.
- [15] B. Sang, "Application of genetic algorithm and bp neural network in supply chain finance under information sharing," *Journal of Computational and Applied Mathematics*, vol. 384, p. 113170, 3 2021.
- [16] G. Kou, Y. Xu, Y. Peng, F. Shen, Y. Chen, K. Chang, and S. Kou, "Bankruptcy prediction for smes using transactional data and two-stage multiobjective feature selection," *Decision Support Systems*, vol. 140, p. 113429, 2021.
- [17] E. Tobback, T. Bellotti, J. Moeyersoms, M. Stankova, and D. Martens, "Bankruptcy prediction for smes using relational data," *Decision Support Systems*, vol. 102, pp. 69–81, 2017.
- [18] T. Hosaka, "Bankruptcy prediction using imaged financial ratios and convolutional neural networks," *Expert systems with applications*, vol. 117, pp. 287–299, 2019.
- [19] K. Lee, D. Booth, and P. Alam, "A comparison of supervised and unsupervised neural networks in predicting bankruptcy of korean firms," *Expert Systems with Applications*, vol. 29, no. 1, pp. 1–16, 2005.
- [20] F. Mai, S. Tian, C. Lee, and L. Ma., "Deep learning models for bankruptcy prediction using textual disclosures," *European journal of operational research*, vol. 274, no. 2, pp. 743–758, 2019.
- [21] I. D. Dichev, "Is the risk of bankruptcy a systematic risk?" *the Journal of Finance*, vol. 53, no. 3, pp. 1131–1147, 1998.
- [22] R. Gropp, C. Gruendl, and A. Guettler, "The impact of public guarantees on bank risk-taking: Evidence from a natural experiment," *Review of Finance*, vol. 18, no. 2, pp. 457–488, 2014.
- [23] J. Ming and X. Ming, "Determinants of the guarantee circles: The case of chinese listed firms," *Pacific-Basin Finance Journal*, vol. 20, no. 1, pp. 78–100, 2012.
- [24] B. Henk, C. Rebel A, and F. Lawrence J, "Expropriation through loan guarantees to related parties: Evidence from china," *Journal of Banking & Finance*, vol. 33, no. 1, pp. 141–156, 2009.
- [25] J. A. Wilcox and Y. Yasuda, "Government guarantees of loans to small businesses: Effects on banks' risk-taking and non-guaranteed lending," *Journal of Financial Intermediation*, vol. 37, pp. 45–57, 2019.
- [26] D. Cheng, X. Wang, Y. Zhang, and L. Zhang, "Risk guarantee prediction in networked-loans," in *Proceedings of the Twenty-Ninth International Conference on International Joint Conferences on Artificial Intelligence*, 2021, pp. 4483–4489.
- [27] C. Dawei, N. Zhibin, and Z. Yiyi, "Contagious chain risk rating for networked-guarantee loans," in *Proceedings of SIGKDD*, 2020, pp. 2715–2723.
- [28] K. Valaskova, T. Kliestik, and M. Kovacova, "Management of financial risks in slovak enterprises using regression analysis," *Oeconomia Copernicana*, vol. 9, no. 1, pp. 105–121, 2018.
- [29] I. Oikonomou, C. Brooks, and S. Pavelin, "The impact of corporate social performance on financial risk and utility: A longitudinal analysis," *Financial Management*, vol. 41, no. 2, pp. 483–515, 2012.
- [30] J. F. Kölbel, T. Busch, and L. M. Jancso, "How media coverage of corporate social irresponsibility increases financial risk," *Strategic Management Journal*, vol. 38, no. 11, pp. 2266–2284, 2017.
- [31] M. Zhai, "Risk prediction and response strategies in corporate financial management based on optimized bp neural network," *Complexity*, vol. 2021, 2021.
- [32] Y. Cao, Y. Shao, and H. Zhang, "Study on early warning of e-commerce enterprise financial risk based on deep learning algorithm," *Electronic Commerce Research*, vol. 22, no. 1, pp. 21–36, 2022.
- [33] J.-B. Kim, L. Li, L. Y. Lu, and Y. Yu, "Financial statement comparability and expected crash risk," *Journal of Accounting and Economics*, vol. 61, no. 2-3, pp. 294–312, 2016.
- [34] J. Sun and H. Li, "Data mining method for listed companies' financial distress prediction," *Knowledge-Based Systems*, vol. 21, no. 1, pp. 1–5, 2 2008.

- [35] B. Jennie, T. G. Bali, and W. Quan, "Common risk factors in the cross-section of corporate bond returns," *Journal of Financial Economics*, vol. 131, no. 3, pp. 619–642, 3 2019.
- [36] P. Behr and A. Guettler, "Credit risk assessment and relationship lending: An empirical analysis of german small and medium-sized enterprises," *Journal of Small Business Management*, vol. 45, no. 2, pp. 194–213, 3 2007.
- [37] N. Friewald, C. Wagner, and J. Zechner, "The cross-section of credit risk premia and equity returns," *The Journal of Finance*, vol. 69, no. 6, pp. 2419–2469, 1 2014.
- [38] O. Arce, S. Mayordomo, and J. I. Peña, "Credit-risk valuation in the sovereign cds and bonds markets: Evidence from the euro area crisis," *Journal of International Money and Finance*, vol. 35, pp. 124–145, 6 2013.
- [39] J. Ericsson, K. Jacobs, and R. Oviedo, "The determinants of credit default swap premia," *Journal of financial and quantitative analysis*, vol. 44, no. 1, pp. 109–132, 2 2009.
- [40] X. hong Chen, X. Wang, and D. D. Wu, "Credit risk measurement and early warning of smes: An empirical study of listed smes in china," *Decision Support System*, vol. 49, pp. 301–310, 2010.
- [41] J. Hilscher and M. Wilson, "Credit ratings and credit risk: Is one measure enough?" *Management science*, vol. 63, no. 10, pp. 3414–3437, 10 2017.
- [42] H. S. Kim and S. Y. Sohn, "Support vector machines for default prediction of smes based on technology credit," *Eur. J. Oper. Res.*, vol. 201, pp. 838–846, 2010.
- [43] V. Garc'ia, A. I. Marqués, and J. S. Sánchez, "Exploring the synergetic effects of sample types on the performance of ensembles for credit risk and corporate bankruptcy prediction," *Information Fusion*, vol. 47, pp. 88–101, 2019.
- [44] Y. Lean, W. Shouyang, and L. Kin Keung, "An intelligent-agent-based fuzzy group decision making model for financial multicriteria decision support: The case of credit scoring," *European journal of operational research*, vol. 195, no. 3, pp. 942–959, 6 2009.
- [45] Z. Li, J. Crook, and G. Andreeva, "Chinese companies distress prediction: an application of data envelopment analysis," *Journal of the Operational Research Society*, vol. 65, no. 3, pp. 466–479, 2014.
- [46] E. I. Altman and G. Sabato, "Modeling credit risk for smes: evidence from the us market," in *Managing and Measuring Risk: Emerging Global Standards and Regulations After the Financial Crisis*, 2013, pp. 251–279.
- [47] C. Pederzoli, G. Thoma, and C. Torricelli, "Modelling credit risk for innovative smes: The role of innovation measures," *Journal of financial services research*, vol. 44, no. 1, pp. 111–129, 2013.
- [48] Z. You, X. Chi, W. Gang-Jin, and Y. Xin-Guo, "Comparison of individual, ensemble and integrated ensemble machine learning methods to predict china's sme credit risk in supply chain finance," *Neural Computing and Applications*, vol. 28, no. 1, pp. 41–50, 2017.
- [49] A. Khashman, "Neural networks for credit risk evaluation: Investigation of different neural models and learning schemes," *Expert Systems with Applications*, vol. 37, no. 9, pp. 6233–6239, 9 2010.
- [50] W. Zhang, S. Yan, J. Li, X. Tian, and T. Yoshida, "Credit risk prediction of smes in supply chain finance by fusing demographic and behavioral data," *Transportation Research Part E: Logistics and Transportation Review*, vol. 158, p. 102611, 2 2022.
- [51] Z. You, Z. Li, X. Chi, W. Gang-Jin, and T. V. Nguyen, "Forecasting smes' credit risk in supply chain finance with an enhanced hybrid ensemble machine learning approach," *International Journal of Production Economics*, vol. 211, pp. 22–33, 5 2019.
- [52] M. H. Tinoco and N. Wilson, "Financial distress and bankruptcy prediction among listed companies using accounting, market and macroeconomic variables," *International Review of Financial Analysis*, vol. 30, pp. 394–419, 2013.
- [53] C.-C. Yeh, D.-J. Chi, and M.-F. Hsu, "A hybrid approach of dea, rough set and support vector machines for business failure prediction," *Expert Systems with Applications*, vol. 37, no. 2, pp. 1535–1541, 3 2010.
- [54] J. P. Sheppard, "Strategy and bankruptcy: An exploration into organizational death," *Journal of Management*, vol. 20, no. 4, pp. 795–833, 1994.
- [55] J. Everett and J. Watson, "Small business failure and external risk factors," *Small business economics*, vol. 11, no. 4, pp. 371–390, 1998.
- [56] G. Arcuri and N. Levratto, "Early stage sme bankruptcy: does the local banking market matter?" *Small Business Economics*, vol. 54, no. 2, pp. 421–436, 2020.
- [57] A. Kristanto, D. Amboningtyas, and Y. Yulianeu, "Comparative analysis of bankruptcy risk of mine and mineral mediums before & after application of export policy export of metal metals & minerals period 2011–2016," *Journal of Management*, vol. 4, no. 4, 2018.
- [58] M. Cowling, R. Brown, and A. Rocha, "¿ covid19? ¿ did you save some cash for a rainy covid-19 day? the crisis and smes," *International Small Business Journal*, vol. 38, no. 7, pp. 593–604, 2020.
- [59] X. Sun and Y. Lei, "Research on financial early warning of mining listed companies based on bp neural network model," *Resources Policy*, vol. 73, p. 102223, 2021.
- [60] J. A. Ohlson, "Financial ratios and the probabilistic prediction of bankruptcy," *Journal of accounting research*, pp. 109–131, 1980.
- [61] C. K. Thim, Y. V. Choong, and C. S. Nee, "Factors affecting financial distress: The case of malaysian public listed firms," *Corporate Ownership and Control*, vol. 8, no. 4, pp. 345–351, 2011.
- [62] G. C. Biddle, M. L. Ma, and F. M. Song, "Accounting conservatism and bankruptcy risk," *Journal of Accounting, Auditing & Finance*, vol. 37, no. 2, pp. 295–323, 2022.
- [63] C. M. Daily and D. R. Dalton, "Bankruptcy and corporate governance: The impact of board composition and structure," *Academy of Management journal*, vol. 37, no. 6, pp. 1603–1617, 1994.
- [64] P. Arora, "Financially linked independent directors and bankruptcy reemergence: The role of director effort," *Journal of Management*, vol. 44, no. 7, pp. 2665–2689, 2018.
- [65] B. Ayash and M. Rastad, "Leveraged buyouts and financial distress," *Finance Research Letters*, vol. 38, p. 101452, 2021.
- [66] M. L. Zorn, P. M. Norman, F. C. Butler, and M. S. Bhussar, "Cure or curse: Does downsizing increase the likelihood of bankruptcy?" *Journal of Business Research*, vol. 76, pp. 24–33, 2017.
- [67] H. Kamalirezai, A. A. Anvary Rostamy, A. Saeedi, and M. Khodaei Valeh Zaghari, "Corporate social responsibility and bankruptcy probability: Exploring the role of market competition, intellectual capital, and equity cost," *Journal of Corporate Accounting & Finance*, vol. 31, no. 1, pp. 53–63, 2020.
- [68] K. Cowan, A. Drexler, and Á. Yañez, "The effect of credit guarantees on credit availability and delinquency rates," *Journal of Banking & Finance*, vol. 59, pp. 98–110, 2015.
- [69] W. Binghui, "Asset securitization and rate of return: A study on letters of guarantee," *Physica A: Statistical Mechanics and its Applications*, vol. 490, pp. 1551–1554, 2018.
- [70] W. Huamao, Y. Zhaojun, and Z. Hai, "Entrepreneurial finance with equity-for-guarantee swap and idiosyncratic risk," *European Journal of Operational Research*, vol. 241, no. 3, pp. 863–871, 2015.
- [71] X. Hua and Y. Zhaojun, "Investment timing and capital structure with loan guarantees," *Finance Research Letters*, vol. 13, pp. 179–187, 2015.
- [72] H. B. Sosin, "On the valuation of federal loan guarantees to corporations," *Journal of Finance*, vol. 35, pp. 1209–1221, 1980.
- [73] L. Pengfei, W. Huamao, and Y. Zhaojun, "Investment and financing for smes with a partial guarantee and jump risk," *European Journal of Operational Research*, vol. 249, no. 3, pp. 1161–1168, 2016.
- [74] C. Dawei, N. Zhibin, and Z. Liqing, "Delinquent events prediction in temporal networked-guarantee loans," *IEEE Transactions on Neural Networks and Learning Systems*, 2020.
- [75] D. Cheng, Z. Niu, Y. Tu, and L. Zhang, "Prediction defaults for networked-guarantee loans," in *Proceedings of ICPR*, 2018, pp. 361–366.
- [76] D. Cheng, Z. Niu, J. Li, and C. Jiang, "Regulating systemic crises: Stemming the contagion risk in networked-loans through deep graph learning," *IEEE Transactions on Knowledge and Data Engineering*, 2022.
- [77] D. Cheng, Y. Tu, Z.-W. Ma, Z. Niu, and L. Zhang, "Risk assessment for networked-guarantee loans using high-order graph attention representation," in *Proceedings of IJCAI*, 2019, pp. 5822–5828.
- [78] S. So Young and K. Hong Sik, "Random effects logistic regression model for default prediction of technology credit guarantee fund," *European Journal of Operational Research*, vol. 183, no. 1, pp. 472–478, 2007.
- [79] W. Wei and B. Li, "Analysis and risk assessment of corporate financial leverage using mobile payment in the era of digital technology in a complex environment," *Journal of Mathematics*, vol. 2022, 2022.
- [80] G. Qiao, L. Du et al., "Enterprise financial risk early warning method based on hybrid pso-svm model," *Journal of Applied Science and Engineering*, vol. 22, no. 1, pp. 171–178, 2019.
- [81] L. Zhu, M. Li, and N. Metawa, "Financial risk evaluation z-score model for intelligent iot-based enterprises," *Information Processing & Management*, vol. 58, no. 6, p. 102692, 2021.
- [82] L. Jing, "An early control algorithm of corporate financial risk using artificial neural networks," *Mobile Information Systems*, vol. 2022, 2022.

- [83] T. McNulty, C. Florackis, and P. Ormrod, "Boards of directors and financial risk during the credit crisis," *Corporate Governance: An International Review*, vol. 21, no. 1, pp. 58–78, 2013.
- [84] Y. Su, B. Liu, X. Yang, and E. Wang, "Research on technological innovation investment, financing constraints, and corporate financial risk: Evidence from china," *Mathematical Problems in Engineering*, vol. 2022, 2022.
- [85] B. Sabri, C. Alexis, M. Riadh, and S. Asif, "Does corporate social responsibility reduce financial distress risk?" *Economic Modelling*, vol. 91, pp. 835–851, 2020.
- [86] G. C. Landi, F. Iandolo, A. Renzi, and A. Rey, "Embedding sustainability in risk management: The impact of environmental, social, and governance ratings on corporate financial risk," *Corporate Social Responsibility and Environmental Management*, 2022.
- [87] D. Duffie, L. Saita, and W. Ke, "Multi-period corporate default prediction with stochastic covariates," *Journal of financial economics*, vol. 83, no. 3, pp. 635–665, 3 2007.
- [88] K. Carling, T. Jacobson, J. Lindé, and K. Roszbach, "Corporate credit risk modeling and the macroeconomy," *Journal of banking & finance*, vol. 31, no. 3, pp. 845–868, 3 2007.
- [89] C.-H. Wu, G.-H. Tzeng, Y.-J. Goo, and W.-C. Fang, "A real-valued genetic algorithm to optimize the parameters of support vector machine for predicting bankruptcy," *Expert systems with applications*, vol. 32, no. 2, pp. 397–408, 2007.
- [90] D. Liang, C.-F. Tsai, and H.-T. Wu, "The effect of feature selection on financial distress prediction," *Knowledge-Based Systems*, vol. 73, pp. 289–297, 2015.
- [91] S. Ambulkar, J. Blackhurst, and S. J. Grawe, "Firm's resilience to supply chain disruptions: Scale development and empirical examination," *Journal of Operations Management*, vol. 33, pp. 111–122, 2015.
- [92] M. Doumpos and C. Zopounidis, "A multicriteria outranking modeling approach for credit rating," *Decision Sciences*, vol. 42, no. 3, pp. 721–742, 7 2011.
- [93] D. H. Oh and A. J. Patton, "Time-varying systemic risk: Evidence from a dynamic copula model of cds spreads," *Journal of Business & Economic Statistics*, vol. 36, no. 2, pp. 181–195, 2018.
- [94] P. du Jardin, "Dynamic self-organizing feature map-based models applied to bankruptcy prediction," *Decision Support Systems*, vol. 147, p. 113576, 2021.
- [95] S. Hwijae, H. C. P. Du, and H. Hyung Ju, "Data analytic approach for bankruptcy prediction," *Expert Systems with Applications*, vol. 138, p. 112816, 2019.
- [96] A. Khashman, "A neural network model for credit risk evaluation," *International Journal of Neural Systems*, vol. 19, no. 04, pp. 285–294, 2009.
- [97] S. J. H. Shahzad, T. H. V. Hoang, and E. Bouri, "From pandemic to systemic risk: contagion in the us tourism sector," *Current Issues in Tourism*, vol. 25, no. 1, pp. 34–40, 2022.
- [98] A. Zhang, S. Wang, B. Liu, and J. Fu, "How government regulation of interbank financing impacts risk for chinese commercial banks," *Journal of Asian Economics*, vol. 66, p. 101148, 2020.
- [99] M. Kritzman, Y. Li, S. Page, and R. Rigobon, "Principal components as a measure of systemic risk," *The Journal of Portfolio Management*, vol. 37, no. 4, pp. 112–126, 2011.
- [100] W. R. Kerr and R. Nanda, "Democratizing entry: Banking deregulations, financing constraints, and entrepreneurship," *Journal of Financial Economics*, vol. 94, no. 1, pp. 124–149, 2009.
- [101] L. L. Bergeron, K. M. Lehn, and C. J. Zutter, "Sarbanes-oxley and corporate risk-taking," *Journal of Accounting and Economics*, vol. 49, no. 1-2, pp. 34–52, 2010.
- [102] V. Ramiah, B. Martin, and I. Moosa, "How does the stock market react to the announcement of green policies?" *Journal of Banking & Finance*, vol. 37, no. 5, pp. 1747–1758, 2013.
- [103] R. A. Jarrow, D. Lando, and S. M. Turnbull, "A markov model for the term structure of credit risk spreads," *The review of financial studies*, vol. 10, no. 2, pp. 481–523, 4 1997.
- [104] D. Hackbarth, M. Jianjun, and E. Morellec, "Capital structure, credit risk, and macroeconomic conditions," *Journal of financial economics*, vol. 82, no. 3, pp. 519–550, 12 2006.
- [105] C. Arellano, "Default risk and income fluctuations in emerging economies," *American economic review*, vol. 98, no. 3, pp. 690–712, 6 2008.
- [106] C. Long, D. A. Lesmond, and J. Wei, "Corporate yield spreads and bond liquidity," *The Journal of Finance*, vol. 62, no. 1, pp. 119–149, 1 2007.
- [107] Y. Wu, C. Gaunt, and S. Gray, "A comparison of alternative bankruptcy prediction models," *Journal of Contemporary Accounting & Economics*, vol. 6, no. 1, pp. 34–45, 2010.
- [108] R. L. Wilson and R. Sharda, "Bankruptcy prediction using neural networks," *Decision support systems*, vol. 11, no. 5, pp. 545–557, 6 1994.
- [109] J. Y. Campbell, J. Hilscher, and J. Szilagyi, "In search of distress risk," *The Journal of Finance*, vol. 63, no. 6, pp. 2899–2939, 2008.
- [110] V. Agarwal and R. Taffler, "Comparing the performance of market-based and accounting-based bankruptcy prediction models," *Journal of Banking & Finance*, vol. 32, no. 8, pp. 1541–1551, 2008.
- [111] S. Y. Kim and A. Upneja, "Predicting restaurant financial distress using decision tree and adaboosted decision tree models," *Economic Modelling*, vol. 36, pp. 354–362, 2014.
- [112] N. Hautsch, J. Schaumburg, and M. Schienle, "Forecasting systemic impact in financial networks," *International Journal of Forecasting*, vol. 30, no. 3, pp. 781–794, 2014.
- [113] S. Giglio, B. Kelly, and S. Pruitt, "Systemic risk and the macroeconomy: An empirical evaluation," *Journal of Financial Economics*, vol. 119, no. 3, pp. 457–471, 2016.
- [114] C. W. Craighead, J. Blackhurst, M. J. Rungtusanatham, and R. B. Handfield, "The severity of supply chain disruptions: design characteristics and mitigation capabilities," *Decision sciences*, vol. 38, no. 1, pp. 131–156, 3 2007.
- [115] C. S. Tang and B. Tomlin, "The power of flexibility for mitigating supply chain risks," *International Journal of Production Economics*, vol. 116, pp. 12–27, 2008.
- [116] A. Oke and M. Gopalakrishnan, "Managing disruptions in supply chains: A case study of a retail supply chain," *International Journal of Production Economics*, vol. 118, pp. 168–174, 2009.
- [117] X. Huang, I. Vodenska, S. Havlin, and H. E. Stanley, "Cascading failures in bi-partite graphs: model for systemic risk propagation," *Scientific reports*, vol. 3, no. 1, pp. 1–9, 2013.
- [118] I. Heckmann, T. Comes, and S. Nickel, "A critical review on supply chain risk—definition, measure and modeling," *Omega*, vol. 52, pp. 119–132, 4 2015.
- [119] V. Babich, A. N. Burnetas, and P. H. Ritchken, "Competition and diversification effects in supply chains with supplier default risk," *Manufacturing & Service Operations Management*, vol. 9, no. 2, pp. 123–146, 4 2007.
- [120] C. Blome and T. Schoenherr, "Supply chain risk management in financial crises—a multiple case-study approach," *International journal of production economics*, vol. 134, no. 1, pp. 43–57, 11 2011.
- [121] X. Peng and H. Huang, "Fuzzy decision making method based on cocoso with critic for financial risk evaluation," *Technological and Economic Development of Economy*, vol. 26, no. 4, pp. 695–724, 2020.
- [122] R. Myvsková and P. Hájek, "Mining risk-related sentiment in corporate annual reports and its effect on financial performance," *Technological and Economic Development of Economy*, volume 26, issue: 6, 2020.
- [123] Y. Duan, S. El Ghouli, O. Guedhami, H. Li, and X. Li, "Bank systemic risk around covid-19: A cross-country analysis," *Journal of Banking & Finance*, vol. 133, p. 106299, 2021.
- [124] M. Caporin, L. Garcia-Jorcano, and J.-A. Jimenez-Martin, "Measuring systemic risk during the covid-19 period: A talis3 approach," *Finance Research Letters*, vol. 46, p. 102304, 2022.
- [125] K. Drakos, "Terrorism-induced structural shifts in financial risk: airline stocks in the aftermath of the september 11th terror attacks," *European Journal of Political Economy*, vol. 20, no. 2, pp. 435–446, 2004.
- [126] A. Maghyereh and H. Abdoh, "The effect of structural oil shocks on bank systemic risk in the gcc countries," *Energy Economics*, vol. 103, p. 105568, 2021.
- [127] M. D. Amore, C. Schneider, and A. vZaldokas, "Credit supply and corporate innovation," *Journal of Financial Economics*, vol. 109, no. 3, pp. 835–855, 2013.
- [128] S. Chava, A. Oettl, A. Subramanian, and K. V. Subramanian, "Banking deregulation and innovation," *Journal of Financial economics*, vol. 109, no. 3, pp. 759–774, 2013.
- [129] L. Nogueira, R. R. Barichello, K. Baylis, and H. H. Chouinard, "Policy risk in the canadian dairy industry," *Applied Economic Perspectives and Policy*, vol. 34, no. 1, pp. 147–166, 2012.
- [130] X. E. Xu and T. Chen, "The effect of monetary policy on real estate price growth in china," *Pacific-Basin Finance Journal*, vol. 20, no. 1, pp. 62–77, 2012.
- [131] S. Eickmeier and B. Hofmann, "Monetary policy, housing booms, and financial (im) balances," *Macroeconomic dynamics*, vol. 17, no. 4, pp. 830–860, 2013.
- [132] L. Goukasian and M. Majbouri, "The reaction of real estate-related industries to the monetary policy actions," *Real Estate Economics*, vol. 38, no. 2, pp. 355–398, 2010.

- [133] S. Battiston, M. Puliga, R. Kaushik, P. Tasca, and G. Caldarelli, "Debtrank: Too central to fail? financial networks, the fed and systemic risk," *Scientific reports*, vol. 2, no. 1, pp. 1–6, 2012.
- [134] S. Poledna, J. L. Molina-Borboa, S. M. Molina-Borboa nez Jaramillo, M. Van Der Leij, and S. Thurner, "The multi-layer network nature of systemic risk and its implications for the costs of financial crises," *Journal of Financial Stability*, vol. 20, pp. 70–81, 2015.
- [135] A. Leonidov and E. Rumyantsev, "Default contagion risks in russian interbank market," *Physica A: Statistical Mechanics and its Applications*, vol. 451, pp. 36–48, 2016.
- [136] P. E. Mistrulli, "Assessing financial contagion in the interbank market: Maximum entropy versus observed interbank lending patterns," *Journal of Banking & Finance*, vol. 35, no. 5, pp. 1114–1127, 2011.
- [137] D. Petrone and V. Latora, "A dynamic approach merging network theory and credit risk techniques to assess systemic risk in financial networks," *Scientific Reports*, vol. 8, no. 1, pp. 1–14, 2018.
- [138] S. Thurner and S. Poledna, "Debtrank-transparency: Controlling systemic risk in financial networks," *Scientific reports*, vol. 3, no. 1, pp. 1–7, 2013.
- [139] L. Tafakori, A. Pourkhanali, and R. Rastelli, "Measuring systemic risk and contagion in the european financial network," *Empirical Economics*, pp. 1–45, 2021.
- [140] M. Smerlak, B. Stoll, A. Gupta, and J. S. Magdanz, "Mapping systemic risk: critical degree and failures distribution in financial networks," *PLoS one*, vol. 10, no. 7, p. e0130948, 2015.
- [141] R. Cerqueti, G. P. Clemente, and R. Grassi, "Systemic risk assessment through high order clustering coefficient," *Annals of Operations Research*, vol. 299, no. 1, 2021.
- [142] J. Yu and J. Zhao, "Prediction of systemic risk contagion based on a dynamic complex network model using machine learning algorithm," *Complexity*, vol. 2020, 2020.
- [143] D. Acemoglu, A. Ozdaglar, and A. Tahbaz-Salehi, "Systemic risk and stability in financial networks," *American Economic Review*, vol. 105, no. 2, pp. 564–608, 2015.
- [144] S. R. Souza, B. M. Tabak, T. C. Silva, and S. M. Guerra, "Insolvency and contagion in the brazilian interbank market," *Physica A: Statistical Mechanics and its Applications*, vol. 431, no. 7, pp. 140–151, 2015.
- [145] L. Tonzer, "Cross-border interbank networks, banking risk and contagion," *Journal of Financial Stability*, vol. 18, pp. 19–32, 2015.
- [146] A. Brezigar-Masten and I. Masten, "Cart-based selection of bankruptcy predictors for the logit model," *Expert systems with applications*, vol. 39, no. 11, pp. 10 153–10 159, 2012.
- [147] J. Donovan, J. Jennings, K. Koharki, and J. Lee, "Measuring credit risk using qualitative disclosure," *Review of Accounting Studies*, vol. 26, no. 2, pp. 815–863, 1 2021.
- [148] B. Ribeiro, N. Chen, and A. Kovacec, "Shaping graph pattern mining for financial risk," *Neurocomputing*, vol. 326, pp. 123–131, 2019.
- [149] W. Zhang, S. Yan, J. Li, X. Tian, and T. Yoshida, "Credit risk prediction of smes in supply chain finance by fusing demographic and behavioral data," *Transportation Research Part E: Logistics and Transportation Review*, 2022.
- [150] R. Baxter, J. C. Bedard, R. Hoitash, and A. Yezegel, "Enterprise risk management program quality: Determinants, value relevance, and the financial crisis," *Contemporary Accounting Research*, vol. 30, no. 4, pp. 1264–1295, 8 2013.
- [151] Q. Bai and S. Tian, "Innovate or die: Corporate innovation and bankruptcy forecasts," *Journal of Empirical Finance*, vol. 59, pp. 88–108, 2020.
- [152] Z. Niu, R. Li, J. Wu, D. Cheng, and J. Zhang, "iconviz: Interactive visual exploration of the default contagion risk of networked-guarantee loans," in *2020 IEEE conference on visual analytics science and technology (VAST)*, 2020, pp. 84–94.
- [153] S. Battiston, M. Puliga, R. Kaushik, P. Tasca, and G. Caldarelli, "Debtrank: Too central to fail? financial networks, the fed and systemic risk," *Scientific Reports*, vol. 2, 2012.
- [154] Y. Wang, J. Li, D. Wu, and R. Anupindi, "When ignorance is not bliss: An empirical analysis of subtler supply network structure on firm risk," *Management Science*, vol. 67, no. 4, pp. 2029–2048, 2021.
- [155] E. Letizia and F. Lillo, "Corporate payments networks and credit risk rating," *EPJ Data Science*, vol. 8, pp. 1–29, 2019.
- [156] Y. Zhao, S. Wei, Y. Guo, Q. Yang, Q. Li, F. Zhuang, J. Liu, and G. Kou, "Bankruptcy prediction via mixing intra-risk and spillover-risk," *arXiv preprint arXiv:2202.03874*, 2022.
- [157] S. Yang, Z. Zhang, J. Zhou, Y. Wang, W. Sun, X. Zhong, Y. Fang, Q. Yu, and Y. Qi, "Financial risk analysis for smes with graph-based supply chain mining," in *Proceedings of the Twenty-Ninth International Conference on International Joint Conferences on Artificial Intelligence*, 2021, pp. 4661–4667.
- [158] L. Becchetti and J. Sierra, "Bankruptcy risk and productive efficiency in manufacturing firms," *Journal of banking & finance*, vol. 27, no. 11, pp. 2099–2120, 2003.
- [159] T. M. Alam, K. Shaukat, M. Mushtaq, Y. Ali, M. Khushi, S. Luo, and A. Wahab, "Corporate bankruptcy prediction: An approach towards better corporate world," *The Computer Journal*, vol. 64, no. 11, pp. 1731–1746, 2021.
- [160] C. Wang, F. Yu, Z. Zhang, and J. Zhang, "Multiview graph learning for small- and medium-sized enterprises' credit risk assessment in supply chain finance," *Complex.*, vol. 2021, pp. 6 670 873:1–6 670 873:13, 2021.
- [161] M. Nishihara and T. Shibata, "The effects of asset liquidity on dynamic sell-out and bankruptcy decisions," *European Journal of Operational Research*, vol. 288, no. 3, pp. 1017–1035, 2021.
- [162] K. Takahashi, Y. Kurokawa, and K. Watase, "Corporate bankruptcy prediction in japan," *Journal of Banking & Finance*, vol. 8, no. 2, pp. 229–247, 1984.
- [163] A. Berndt, R. Douglas, D. Duffie, M. Ferguson, and D. Schranz, "Measuring default risk premia from default swap rates and edfs," *BIS Working Paper*, 2005.
- [164] M. G. Subrahmanyam, T. Dragon Yongjun, and W. Sarah Qian, "Does the tail wag the dog?: The effect of credit default swaps on credit risk," *The Review of Financial Studies*, vol. 27, no. 10, pp. 2927–2960, 7 2014.
- [165] A. Ang and F. A. Longstaff, "Systemic sovereign credit risk: Lessons from the us and europe," *Journal of Monetary Economics*, vol. 60, no. 5, pp. 493–510, 7 2013.
- [166] J. Ericsson and O. Renault, "Liquidity and credit risk," *The Journal of Finance*, vol. 61, no. 5, pp. 2219–2250, 9 2006.
- [167] R. A. Jarrow and S. M. Turnbull, "Pricing derivatives on financial securities subject to credit risk," *The journal of finance*, vol. 50, no. 1, pp. 53–85, 3 1995.
- [168] J. C. Hull and A. D. White, "Valuing credit default swaps i: No counterparty default risk," *The Journal of Derivatives*, vol. 8, no. 1, pp. 29–40, 8 2000.
- [169] M. Vassalou and X. Yuhang, "Default risk in equity returns," *The journal of finance*, vol. 59, no. 2, pp. 831–868, 3 2004.
- [170] J. Wang, "A study on credit risk assessment and credit decision making based on micro, small and medium enterprises," in *Journal of Physics: Conference Series*, 2021, p. 012037.
- [171] M. A. Boyacioglu, Y. Kara, and Ö. K. Baykan, "Predicting bank financial failures using neural networks, support vector machines and multivariate statistical methods: A comparative analysis in the sample of savings deposit insurance fund (sdf) transferred banks in turkey," *Expert Systems with Applications*, vol. 36, no. 2, pp. 3355–3366, 2009.
- [172] C.-P. Georg, "The effect of the interbank network structure on contagion and common shocks," *Journal of Banking & Finance*, vol. 37, no. 7, pp. 2216–2228, 2013.
- [173] S. Chava and A. Purnanandam, "The effect of banking crisis on bank-dependent borrowers," *Journal of financial economics*, vol. 99, no. 1, pp. 116–135, 2011.
- [174] N. Wilson and A. Altanlar, "Company failure prediction with limited information: newly incorporated companies," *Journal of the Operational Research Society*, vol. 65, pp. 252–264, 2014.
- [175] P. Q. Yang, J. Riepe, K. Moser, K. Pull, and S. A. Terjesen, "Women directors, firm performance, and firm risk: A causal perspective," *The Leadership Quarterly*, 2019.
- [176] M. Nadeem, T. Suleman, and A. Ahmed, "Women on boards, firm risk and the profitability nexus: Does gender diversity moderate the risk and return relationship?" *International Review of Economics & Finance*, 2019.
- [177] F. Ciampi, "Corporate governance characteristics and default prediction modeling for small enterprises. an empirical analysis of italian firms," *Journal of Business Research*, vol. 68, no. 5, pp. 1012–1025, 5 2015.
- [178] C. Ham and K. Koharki, "The association between corporate general counsel and firm credit risk," *Journal of Accounting and Economics*, vol. 61, no. 2-3, pp. 274–293, 2016.
- [179] L. Hsien-Hsing, C. Tsung-Kang, and L. Chia-Wu, "Bank credit risk and structural credit models: Agency and information asymmetry perspectives," *Journal of Banking & Finance*, vol. 33, no. 8, pp. 1520–1530, 8 2009.
- [180] T. Wang, "Predicting private company failures in italy using financial and non-financial information," *Australian Accounting Review*, vol. 29, pp. 143–157, 2019.

- [181] I.-M. Haw, B. Y. Song, W. Tan, and W. Wang, "Bankruptcy, overlapping directors, and bank loan pricing," *Journal of Corporate Finance*, vol. 71, p. 102097, 2021.
- [182] L. Zhao, B. Huo, L. Sun, and X. Zhao, "The impact of supply chain risk on supply chain integration and company performance: a global investigation," *Supply Chain Management*, vol. 18, pp. 115–131, 2013.
- [183] R. Bauer, J. Derwall, and D. Hann, "Employee relations and credit risk," Available at SSRN 1483112, 10 2009.
- [184] J. Zhang, T. Liu, Q. Li, and T. Zhang, "Research on computer aided risk evaluation model through fuzzy hierarchical analysis," *Journal of Physics: Conference Series*, vol. 2033, 2021.
- [185] R. E. Hoyt and A. P. Liebenberg, "The value of enterprise risk management," *Journal of risk and insurance*, vol. 78, no. 4, pp. 795–822, 4 2011.
- [186] N. Gatzert and A. Kolb, "Risk measurement and management of operational risk in insurance companies from an enterprise perspective," *Journal of risk and insurance*, vol. 81, no. 3, pp. 683–708, 6 2014.
- [187] M. D. Oliveira, F. A. Ferreira, G. O. Pérez-Bustamante Ilander, and M. S. Jalali, "Integrating cognitive mapping and mcda for bankruptcy prediction in small-and medium-sized enterprises," *Journal of the Operational Research Society*, vol. 68, no. 9, pp. 985–997, 2017.
- [188] M. Farrell and R. Gallagher, "The valuation implications of enterprise risk management maturity," *Journal of Risk and Insurance*, vol. 82, no. 3, pp. 625–657, 9 2015.
- [189] G. Iannotta, G. Nocera, and A. Sironi, "The impact of government ownership on bank risk," *Journal of Financial Intermediation*, vol. 22, no. 2, pp. 152–176, 4 2013.
- [190] S. A. Lundqvist, "Why firms implement risk governance—stepping beyond traditional risk management to enterprise risk management," *Journal of Accounting and Public Policy*, vol. 34, no. 5, pp. 441–466, 2015.
- [191] R. Narasimhan and S. Talluri, "Perspectives on risk management in supply chains," *Journal of Operations Management*, vol. 27, pp. 114–118, 2009.
- [192] Y. Wu, H. Li, Q. Gou, and J. Gu, "Supply chain models with corporate social responsibility," *International Journal of Production Research*, vol. 55, no. 22, pp. 6732–6759, 2017.
- [193] S. E. Ghoul, O. Guedhami, and Y. Kim, "Country-level institutions, firm value, and the role of corporate social responsibility initiatives," *Journal of International Business Studies*, vol. 48, no. 3, pp. 360–385, 4 2017.
- [194] C. Stellner, C. Klein, and B. Zwergel, "Corporate social responsibility and eurozone corporate bonds: The moderating role of country sustainability," *Journal of Banking & Finance*, vol. 59, pp. 538–549, 2015.
- [195] M. J. Maloni and M. E. Brown, "Corporate social responsibility in the supply chain: an application in the food industry," *Journal of business ethics*, vol. 68, no. 1, pp. 35–52, 9 2006.
- [196] B. Mohammed and G.-P. Isabelle, "Corporate social responsibility and firm financial risk reduction: On the moderating role of the legal environment," *Journal of Business Finance & Accounting*, vol. 44, no. 7-8, pp. 1137–1166, 2017.
- [197] R. Albuquerque, Y. Koskinen, and C. Zhang, "Corporate social responsibility and firm risk: Theory and empirical evidence," *Social Responsibility in Production & Supply Chain Management eJournal*, 2019.
- [198] M. Kulchania and S. Thomas, "Cash reserves as a hedge against supply-chain risk," *Journal of Financial and Quantitative Analysis*, vol. 52, no. 5, pp. 1951–1988, 2017.
- [199] K. Giesecke, F. A. Longstaff, S. Schaefer, and I. Strebulaev, "Corporate bond default risk: A 150-year perspective," *Journal of financial Economics*, vol. 102, no. 2, pp. 233–250, 11 2011.
- [200] J. Kang and C. E. Pflueger, "Inflation risk in corporate bonds," *The Journal of Finance*, vol. 70, no. 1, pp. 115–162, 2015.
- [201] H. Zhiguo and X. Wei, "Rollover risk and credit risk," *The Journal of Finance*, vol. 67, no. 2, pp. 391–430, 3 2012.
- [202] W.-S. Chen and Y.-K. Du, "Using neural networks and data mining techniques for the financial distress prediction model," *Expert Syst. Appl.*, vol. 36, pp. 4075–4086, 2009.
- [203] M. S. Uddin, G. Chi, M. A. M. A. Janabi, and T. Habib, "Leveraging random forest in micro-enterprises credit risk modelling for accuracy and interpretability," *International Journal of Finance & Economics*, 2020.
- [204] N. Gatzert and N. Vogl, "Evaluating investments in renewable energy under policy risks," *Energy Policy*, vol. 95, pp. 238–252, 8 2016.
- [205] P. Andrikopoulos and A. Khorasgani, "Predicting unlisted smes' default: Incorporating market information on accounting-based models for improved accuracy," *The British Accounting Review*, 2018.
- [206] S. Figini and P. Giudici, "Statistical merging of rating models," *Journal of the operational research society*, vol. 62, no. 6, pp. 1067–1074, 2011.
- [207] T. Feng-Tse, L. Hsin-Min, and H. Mao-Wei, "The impact of news articles and corporate disclosure on credit risk valuation," *Journal of Banking & Finance*, vol. 68, pp. 100–116, 7 2016.
- [208] B. K. Chae, "Insights from hashtag# supplychain and twitter analytics: Considering twitter and twitter data for supply chain practice and research," *International Journal of Production Economics*, vol. 165, pp. 247–259, 2015.
- [209] R. Nyman, S. Kapadia, and D. Tuckett, "News and narratives in financial systems: exploiting big data for systemic risk assessment," *Journal of Economic Dynamics and Control*, vol. 127, p. 104119, 2021.
- [210] L. Wei, G. Li, X. Zhu, and J. Li, "Discovering bank risk factors from financial statements based on a new semi-supervised text mining algorithm," *Accounting & Finance*, vol. 59, no. 3, pp. 1519–1552, 2019.
- [211] L. N. Stern, "The value of non-financial information in small and medium-sized enterprise risk management," in *The Journal of Credit Risk*, 2010.
- [212] M. J. Christopher, C. Mena, O. Khan, and O. Yurt, "Approaches to managing global sourcing risk," *Supply Chain Management*, vol. 16, pp. 67–81, 2011.
- [213] B. Jiang, R. C. Baker, and G. V. Frazier, "An analysis of job dissatisfaction and turnover to reduce global supply chain risk: Evidence from china," *Journal of Operations Management*, vol. 27, pp. 169–184, 2009.
- [214] Y. Zheng, V. Lee, Z. Wu, and S. Pan, "Heterogeneous graph attention network for small and medium-sized enterprises bankruptcy prediction," in *Pacific-Asia Conference on Knowledge Discovery and Data Mining*. Springer, 2021, pp. 140–151.
- [215] M. Wulan and D. Petrovic, "A fuzzy logic based system for risk analysis and evaluation within enterprise collaborations," *Computers in Industry*, vol. 63, no. 8, pp. 739–748, 2012.
- [216] T. I. Vaaland and M. Heide, "Can the sme survive the supply chain challenges?" *Supply chain management: an International Journal*, 2007.
- [217] S. L. Koh, M. Demirbag, E. Bayraktar, E. Tatoglu, and S. Zaim, "The impact of supply chain management practices on performance of SMEs," *Industrial Management & Data Systems*, vol. 107, no. 1, pp. 103–124, 2007.
- [218] L. Lugovskaya, "Predicting default of russian smes on the basis of financial and non-financial variables," *Journal of financial services marketing*, vol. 14, no. 4, pp. 301–313, 2010.
- [219] F. Shen, Y. Liu, R. Wang, and W. Zhou, "A dynamic financial distress forecast model with multiple forecast results under unbalanced data environment," *Knowledge-Based Systems*, vol. 192, p. 105365, 2020.
- [220] T. Lensberg, A. Eilifsen, and T. E. McKee, "Bankruptcy theory development and classification via genetic programming," *European Journal of operational research*, vol. 169, no. 2, pp. 677–697, 2006.
- [221] D. Liang, C.-C. Lu, C.-F. Tsai, and G.-A. Shih, "Financial ratios and corporate governance indicators in bankruptcy prediction: A comprehensive study," *European Journal of Operational Research*, vol. 252, no. 2, pp. 561–572, 2016.
- [222] K. B. Hendricks, V. R. Singhal, and R. Zhang, "The effect of operational slack, diversification, and vertical relatedness on the stock market reaction to supply chain disruptions," *Journal of operations management*, vol. 27, no. 3, pp. 233–246, 2009.
- [223] M. Doumpou, K. Kosmidou, G. Baourakis, and C. Zopounidis, "Credit risk assessment using a multicriteria hierarchical discrimination approach: A comparative analysis," *European Journal of Operational Research*, vol. 138, no. 2, pp. 392–412, 4 2002.
- [224] S. Westgaard and N. Van der Wijst, "Default probabilities in a corporate bank portfolio: A logistic model approach," *European journal of operational research*, vol. 135, no. 2, pp. 338–349, 12 2001.
- [225] R. Jankowitsch, R. Pullirsch, and T. Vevza, "The delivery option in credit default swaps," *Journal of Banking & Finance*, vol. 32, no. 7, pp. 1269–1285, 7 2008.
- [226] J. Ai, V. Bajtelsmit, and W. Tianyang, "The combined effect of enterprise risk management and diversification on property and casualty insurer performance," *Journal of Risk and Insurance*, vol. 85, no. 2, pp. 513–543, 8 2018.
- [227] T. R. Berry-Stölzle and X. Jianren, "Enterprise risk management and the cost of capital," *Journal of Risk and Insurance*, vol. 85, no. 1, pp. 159–201, 9 2018.
- [228] S. Agarwal, Y. Chang, and A. Yavas, "Adverse selection in mortgage securitization," *Journal of Financial Economics*, vol. 105, no. 3, pp. 640–660, 9 2012.
- [229] M. Livingston, W. P. Poon, and Z. Lei, "Are chinese credit ratings relevant? a study of the chinese bond market and credit rating industry," *Journal of Banking & Finance*, vol. 87, pp. 216–232, 2 2018.

- [230] Y. Peng, G. Wang, G. Kou, and Y. Shi, "An empirical study of classification algorithm evaluation for financial risk prediction," *Applied Soft Computing*, vol. 11, no. 2, pp. 2906–2915, 2011.
- [231] A. Huang and F. Wu, "Two-stage adaptive integration of multi-source heterogeneous data based on an improved random subspace and prediction of default risk of microcredit," *Neural Comput. Appl.*, vol. 33, pp. 4065–4075, 2021.
- [232] S. Jie, L. Jie, H. Fujita, and L. Hui, "Imbalanced enterprise credit evaluation with dte-sbd: Decision tree ensemble based on smote and bagging with differentiated sampling rates," *Information Sciences*, vol. 425, pp. 76–91, 1 2018.
- [233] G. Kou, Y. Peng, and G. Wang, "Evaluation of clustering algorithms for financial risk analysis using mcdm methods," *Information sciences*, vol. 275, pp. 1–12, 2014.
- [234] C.-F. Tsai, "Combining cluster analysis with classifier ensembles to predict financial distress," *Information Fusion*, vol. 16, pp. 46–58, 2014.
- [235] D. Cheng, X. Wang, Y. Zhang, and L. Zhang, "Risk guarantee prediction in networked-loans," in *IJCAI International Joint Conference on Artificial Intelligence*, 2020.
- [236] C. Xiaohong, W. Xiaoding, and D. D. Wu, "Credit risk measurement and early warning of smes: An empirical study of listed smes in china," *Decision Support Systems*, vol. 49, no. 3, pp. 301–310, 6 2010.
- [237] Y. Xu, Y. Xuan, and G. Zheng, "Internet searching and stock price crash risk: Evidence from a quasi-natural experiment," *Journal of Financial Economics*, vol. 141, no. 1, pp. 255–275, 2021.
- [238] M. Soui, S. Smiti, M. W. Mkaouer, and R. Ejbali, "Analyzing industry-level vulnerability by predicting financial bankruptcy," *Economic Inquiry*, vol. 57, no. 4, pp. 2017–2034, 2019.
- [239] D. Delen, C. Kuzey, and A. Uyar, "Measuring firm performance using financial ratios: A decision tree approach," *Expert systems with applications*, vol. 40, no. 10, pp. 3970–3983, 2013.
- [240] H.-L. Chen, B. Yang, G. Wang, J. Liu, X. Xu, S.-J. Wang, and D.-Y. Liu, "A novel bankruptcy prediction model based on an adaptive fuzzy k-nearest neighbor method," *Knowledge-Based Systems*, vol. 24, no. 8, pp. 1348–1359, 2011.
- [241] S. Smiti and M. Soui, "Bankruptcy prediction using deep learning approach based on borderline smote," *Information Systems Frontiers*, vol. 22, no. 5, pp. 1067–1083, 2020.
- [242] Y. Ching-Chiang, L. Fengyi, and H. Chih-Yu, "A hybrid kmv model, random forests and rough set theory approach for credit rating," *Knowledge-Based Systems*, vol. 33, pp. 166–172, 9 2012.
- [243] C. Chun-Ling, "Application of hybrid case-based reasoning for enhanced performance in bankruptcy prediction," *Information Sciences*, vol. 236, pp. 174–185, 7 2013.
- [244] A. Qazi, A. Dickson, J. Quigley, and B. Gaudenzi, "Supply chain risk network management: A bayesian belief network and expected utility based approach for managing supply chain risks," *International Journal of Production Economics*, vol. 196, pp. 24–42, 2 2018.
- [245] M. S. Beasley, R. Clune, and D. R. Hermanson, "Enterprise risk management: An empirical analysis of factors associated with the extent of implementation," *Journal of accounting and public policy*, vol. 24, no. 6, pp. 521–531, 2005.
- [246] D. L. Eckles, R. E. Hoyt, and S. Miller, "The impact of enterprise risk management on the marginal cost of reducing risk: Evidence from the insurance industry," *Corporate Governance: Disclosure*, 2014.
- [247] M. Xu and C. Zhang, "Bankruptcy prediction: the case of japanese listed companies," *Review of accounting studies*, vol. 14, no. 4, pp. 534–558, 2009.
- [248] R. E. Gropp, A. Guettler, and C. Gründl, "The impact of public guarantees on bank risk taking: Evidence from a natural experiment," *Banking & Financial Institutions eJournal*, 2010.
- [249] S. M. Bartram, G. W. Brown, and J. E. Hund, "Estimating systemic risk in the international financial system," *Journal of Financial Economics*, vol. 86, no. 3, pp. 835–869, 2007.
- [250] A. S. Reisz and C. Perlich, "A market-based framework for bankruptcy prediction," *Journal of financial stability*, vol. 3, no. 2, pp. 85–131, 2007.
- [251] A. Eisdorfer and P.-H. Hsu, "Innovate to survive: The effect of technology competition on corporate bankruptcy," *Financial Management*, vol. 40, no. 4, pp. 1087–1117, 2011.
- [252] Y. Zhu, F. Yang, and W. Ye, "Financial contagion behavior analysis based on complex network approach," *Annals of Operations Research*, vol. 268, pp. 93–111, 2018.
- [253] B. Wu and T. Duan, "Nonlinear dynamics characteristic of risk contagion in financial market based on agent modeling and complex network," *Complex.*, vol. 2019, pp. 2 946018:1–2 946018:12, 2019.
- [254] B. Imbierowicz and C. Rauch, "The relationship between liquidity risk and credit risk in banks," *Journal of Banking & Finance*, vol. 40, pp. 242–256, 3 2014.
- [255] M. S. S. Jajja, K. A. Chatha, and S. Farooq, "Impact of supply chain risk on agility performance: Mediating role of supply chain integration," *International Journal of Production Economics*, vol. 205, pp. 118–138, 11 2018.
- [256] M. S. Munir, M. S. S. Jajja, K. A. Chatha, and S. Farooq, "Supply chain risk management and operational performance: The enabling role of supply chain integration," *International Journal of Production Economics*, vol. 227, p. 107667, 2020.
- [257] Y. I. Wang, J. Li, D. A. Wu, and R. Anupindi, "When ignorance is not bliss: An empirical analysis of sub-tier supply network structure on firm risk," *Ross: Technology & Operations (Topic)*, 2020.
- [258] X. Brusset and C. Teller, "Supply chain capabilities, risks, and resilience," *International Journal of Production Economics*, vol. 184, pp. 59–68, 2017.
- [259] M. Dietsch and J. Petey, "Should sme exposures be treated as retail or corporate exposures? a comparative analysis of default probabilities and asset correlations in french and german smes," *Journal of Banking & Finance*, vol. 28, no. 4, pp. 773–788, 4 2004.
- [260] T. Breuer, M. Jandavcka, J. Menc'ia, and M. Summer, "A systematic approach to multi-period stress testing of portfolio credit risk," *Journal of Banking & Finance*, vol. 36, no. 2, pp. 332–340, 2 2012.
- [261] S. Angiella and S. Mazzù, "The financing of innovative smes: A multicriteria credit rating model," *European Journal of Operational Research*, vol. 244, no. 2, pp. 540–554, 2015.
- [262] G. P. Cachon and P. H. Zipkin, "Competitive and cooperative inventory policies in a two-stage supply chain," *Management science*, vol. 45, no. 7, pp. 936–953, 7 1999.
- [263] D. Alaminos, A. Del Castillo, and M. Á. Fernández, "A global model for bankruptcy prediction," *PLoS one*, vol. 11, no. 11, p. e0166693, 2016.
- [264] E. K. Laitinen and T. Laitinen, "Bankruptcy prediction: Application of the taylor's expansion in logistic regression," *International review of financial analysis*, vol. 9, no. 4, pp. 327–349, 2000.
- [265] M. Elsayed and T. Elshandidy, "Do narrative-related disclosures predict corporate failure? evidence from uk non-financial publicly quoted firms," *International Review of Financial Analysis*, vol. 71, p. 101555, 2020.
- [266] B.-H. Nguyen and V.-N. Huynh, "Textual analysis and corporate bankruptcy: A financial dictionary-based sentiment approach," *Journal of the Operational Research Society*, vol. 73, no. 1, pp. 102–121, 2022.
- [267] B. Baesens, T. Van Gestel, S. Viaene, M. Stepanova, J. Suykens, and J. Vanthienen, "Benchmarking state-of-the-art classification algorithms for credit scoring," *Journal of the operational research society*, vol. 54, no. 6, pp. 627–635, 6 2003.
- [268] E. Angelini, G. di Tollo, and A. Roli, "A neural network approach for credit risk evaluation," *The Quarterly Review of Economics and Finance*, vol. 48, pp. 733–755, 2008.
- [269] M. Leshno and Y. Spector, "Neural network prediction analysis: The bankruptcy case," *Neurocomputing*, vol. 10, pp. 125–147, 1996.
- [270] P. K. Coats and L. F. Fant, "Recognizing financial distress patterns using a neural network tool," *Financial Management*, vol. 22, pp. 142–155, 1993.
- [271] A. F. Atiya, "Bankruptcy prediction for credit risk using neural networks: A survey and new results," *IEEE Transactions on neural networks*, vol. 12, no. 4, pp. 929–935, 2001.
- [272] M.-J. Kim and D.-K. Kang, "Ensemble with neural networks for bankruptcy prediction," *Expert systems with applications*, vol. 37, no. 4, pp. 3373–3379, 2010.
- [273] S. Lee and W. S. Choi, "A multi-industry bankruptcy prediction model using back-propagation neural network and multivariate discriminant analysis," *Expert Systems with Applications*, vol. 40, no. 8, pp. 2941–2946, 2013.
- [274] F. J. L. Iturriaga and I. P. Sanz, "Bankruptcy visualization and prediction using neural networks: A study of us commercial banks," *Expert Systems with applications*, vol. 42, no. 6, pp. 2857–2869, 2015.
- [275] K.-S. Shin, T. S. Lee, and H.-j. Kim, "An application of support vector machines in bankruptcy prediction model," *Expert systems with applications*, vol. 28, no. 1, pp. 127–135, 2005.
- [276] T. V. Gestel, B. Baesens, J. A. K. Suykens, D. V. den Poel, D.-E. Baestaens, and M. Willekens, "Bayesian kernel based classification for financial distress detection," *Eur. J. Oper. Res.*, vol. 172, pp. 979–1003, 2006.
- [277] B. E. Erdogan, "Prediction of bankruptcy using support vector machines: an application to bank bankruptcy," *Journal of Statistical Computation and Simulation*, vol. 83, no. 8, pp. 1543–1555, 2013.

- [278] Z. Yang, W. You, and G. Ji, "Using partial least squares and support vector machines for bankruptcy prediction," *Expert Systems with Applications*, vol. 38, no. 7, pp. 8336–8342, 2011.
- [279] L. Zhou, K. K. Lai, and J. Yen, "Bankruptcy prediction using svm models with a new approach to combine features selection and parameter optimisation," *International Journal of Systems Science*, vol. 45, no. 3, pp. 241–253, 2014.
- [280] J. H. Min and Y.-C. Lee, "Bankruptcy prediction using support vector machine with optimal choice of kernel function parameters," *Expert systems with applications*, vol. 28, no. 4, pp. 603–614, 2005.
- [281] W. Zhu, T. Zhang, Y. Wu, S. Li, and Z. Li, "Research on optimization of an enterprise financial risk early warning method based on ds-rf model—taking js agricultural reclamation group as an example," *International Review of Financial Analysis*, p. 102140, 2022.
- [282] J. Helwege and G. Zhang, "Financial firm bankruptcy and contagion," *Review of Finance*, vol. 20, no. 4, pp. 1321–1362, 2016.
- [283] K.-S. Shin and Y.-J. Lee, "A genetic algorithm application in bankruptcy prediction modeling," *Expert systems with applications*, vol. 23, no. 3, pp. 321–328, 2002.
- [284] T. E. McKee and T. Lensberg, "Genetic programming and rough sets: A hybrid approach to bankruptcy classification," *European journal of operational research*, vol. 138, no. 2, pp. 436–451, 2002.
- [285] J. Ai, P. L. Brockett, and W. Tianyang, "Optimal enterprise risk management and decision making with shared and dependent risks," *Journal of Risk and Insurance*, vol. 84, no. 4, pp. 1127–1169, 5 2017.
- [286] T. K. Sung, N. Chang, and G. Lee, "Dynamics of modeling in data mining: interpretive approach to bankruptcy prediction," *Journal of management information systems*, vol. 16, no. 1, pp. 63–85, 1999.
- [287] S. Cho, H. Hong, and B.-C. Ha, "A hybrid approach based on the combination of variable selection using decision trees and case-based reasoning using the mahalanobis distance: For bankruptcy prediction," *Expert Systems with Applications*, vol. 37, no. 4, pp. 3482–3488, 2010.
- [288] A. Tsakonas, G. Dounias, M. Doumpous, and C. Zopounidis, "Bankruptcy prediction with neural logic networks by means of grammar-guided genetic programming," *Expert Systems with Applications*, vol. 30, no. 3, pp. 449–461, 2006.
- [289] P. Du Jardin, "Forecasting bankruptcy using biclustering and neural network-based ensembles," *Annals of Operations Research*, vol. 299, no. 1, pp. 531–566, 2021.
- [290] S.-H. Min, J. Lee, and I. Han, "Hybrid genetic algorithms and support vector machines for bankruptcy prediction," *Expert systems with applications*, vol. 31, no. 3, pp. 652–660, 2006.
- [291] N. Alam, J. Gao, and S. Jones, "Corporate failure prediction: An evaluation of deep learning vs discrete hazard models," *Journal of International Financial Markets, Institutions and Money*, vol. 75, p. 101455, 2021.
- [292] B. Gao, "The use of machine learning combined with data mining technology in financial risk prevention," *Computational Economics*, pp. 1–21, 2021.
- [293] Y. Zhen, Q. Yu, and X. Wei, "Financial risk prediction with multi-round q&a attention network," in *IJCAI*, 2020, pp. 4576–4582.
- [294] M. Soui, S. Smiti, M. W. Mkaouer, and R. Ejbali, "Bankruptcy prediction using stacked auto-encoders," *Applied Artificial Intelligence*, vol. 34, no. 1, pp. 80–100, 2020.
- [295] S. Yang, Z. Zhang, J. Zhou, Y. Wang, W. Sun, X. Zhong, Y. Fang, Q. Yu, and Y. Qi, "Financial risk analysis for smes with graph-based supply chain mining," in *Proceedings of IJCAI*, 2020, pp. 4661–4667.
- [296] D. Cheng, C. Chen, X. Wang, and S. Xiang, "Efficient top-k vulnerable nodes detection in uncertain graphs," *IEEE Transactions on Knowledge and Data Engineering*, 2021.
- [297] K. Giesecke and S. Weber, "Cyclical correlations, credit contagion, and portfolio losses," *Journal of Banking & Finance*, vol. 28, no. 12, pp. 3009–3036, 12 2004.
- [298] P. Dai Pra, W. J. Runggaldier, E. Sartori, and M. Tolotti, "Large portfolio losses: A dynamic contagion model," *The Annals of Applied Probability*, vol. 19, no. 1, pp. 347–394, 2 2009.
- [299] A. D. Voda, G. Dobrotua, D. M. Tircua, D. D. Dumitraşcu, and D. Dobrotua, "Corporate bankruptcy and insolvency prediction model," *Technological and Economic Development of Economy*, vol. 27, no. 5, pp. 1039–1056, 2021.
- [300] B. Sang, "Application of genetic algorithm and bp neural network in supply chain finance under information sharing," *J. Comput. Appl. Math.*, vol. 384, p. 113170, 2021.
- [301] J. Sun and H. Li, "Data mining method for listed companies' financial distress prediction," *Knowl. Based Syst.*, vol. 21, pp. 1–5, 2008.
- [302] —, "Financial distress prediction based on serial combination of multiple classifiers," *Expert Syst. Appl.*, vol. 36, pp. 8659–8666, 2009.
- [303] C. Hung and J.-H. Chen, "A selective ensemble based on expected probabilities for bankruptcy prediction," *Expert Syst. Appl.*, vol. 36, pp. 5297–5303, 2009.
- [304] H. Ahn and K. jae Kim, "Bankruptcy prediction modeling with hybrid case-based reasoning and genetic algorithms approach," *Appl. Soft Comput.*, vol. 9, pp. 599–607, 2009.
- [305] H. Ahn and K.-j. Kim, "Bankruptcy prediction modeling with hybrid case-based reasoning and genetic algorithms approach," *Applied soft computing*, vol. 9, no. 2, pp. 599–607, 2009.
- [306] E. I. Altman, G. Marco, and F. Varetto, "Corporate distress diagnosis: Comparisons using linear discriminant analysis and neural networks (the italian experience)," *Journal of Banking and Finance*, vol. 18, pp. 505–529, 1994.
- [307] M. Yildirim, F. Y. Okay, and S. Özdemir, "Big data analytics for default prediction using graph theory," *Expert Syst. Appl.*, vol. 176, p. 114840, 2021.
- [308] C. You-Shyang and C. Ching-Hsue, "Hybrid models based on rough set classifiers for setting credit rating decision rules in the global banking industry," *Knowledge-Based Systems*, vol. 39, pp. 224–239, 2 2013.
- [309] C.-B. Cheng, C.-L. Chen, and C.-J. Fu, "Financial distress prediction by a radial basis function network with logit analysis learning," *Comput. Math. Appl.*, vol. 51, pp. 579–588, 2006.
- [310] J. Sun and H. Li, "Listed companies' financial distress prediction based on weighted majority voting combination of multiple classifiers," *Expert Syst. Appl.*, vol. 35, pp. 818–827, 2008.
- [311] M.-Y. Chen, "Predicting corporate financial distress based on integration of decision tree classification and logistic regression," *Expert Syst. Appl.*, vol. 38, pp. 11 261–11 272, 2011.
- [312] J. Sun, M. Jia, and H. Li, "Adaboost ensemble for financial distress prediction: An empirical comparison with data from chinese listed companies," *Expert Syst. Appl.*, vol. 38, pp. 9305–9312, 2011.
- [313] A. Martin, M. Manjula, and D. V. P. Venkatesan, "A business intelligence model to predict bankruptcy using financial domain ontology with association rule mining algorithm," *arXiv preprint arXiv:1109.1087*, 2011.
- [314] F. Sánchez-Lasheras, J. de Andrés, P. Lorca, and F. J. de Cos Juez, "A hybrid device for the solution of sampling bias problems in the forecasting of firms' bankruptcy," *Expert Systems with Applications*, vol. 39, no. 8, pp. 7512–7523, 2012.
- [315] M. Zorivcák, P. Gnip, P. Drotár, and V. Gazda, "Bankruptcy prediction for small-and medium-sized companies using severely imbalanced datasets," *Economic Modelling*, vol. 84, pp. 165–176, 2020.
- [316] P. Du Jardin, "Bankruptcy prediction using terminal failure processes," *European Journal of Operational Research*, vol. 242, no. 1, pp. 286–303, 2015.
- [317] W. Xu, Y. Pan, W. Chen, and H. Fu, "Forecasting corporate failure in the chinese energy sector: a novel integrated model of deep learning and support vector machine," *Energies*, vol. 12, no. 12, p. 2251, 2019.
- [318] P. K. Tarei, J. J. Thakkar, and B. Nag, "A hybrid approach for quantifying supply chain risk and prioritizing the risk drivers," *Journal of Manufacturing Technology Management*, vol. 29, pp. 533–569, 2018.
- [319] —, "Development of a decision support system for assessing the supply chain risk mitigation strategies: an application in indian petroleum supply chain," *Journal of Manufacturing Technology Management*, 2020.
- [320] A. Huang, L. Qiu, and Z. Li, "Applying deep learning method in tvp-var model under systematic financial risk monitoring and early warning," *Journal of Computational and Applied Mathematics*, vol. 382, p. 113065, 2021.
- [321] E. I. Altman, "Financial ratios, discriminant analysis and the prediction of corporate bankruptcy," *The Journal of Finance*, vol. 23, no. 4, pp. 589–609, 1968.
- [322] M. D. Odom and R. Sharda, "A neural network model for bankruptcy prediction," in *Proceedings of IJCNN*. IEEE, 1990, pp. 163–168.
- [323] M. H. Lubatkin, Z. Simsek, Y. Ling, and J. F. Veiga, "Ambidexterity and performance in small-to medium-sized firms: The pivotal role of top management team behavioral integration," *Journal of management*, vol. 32, no. 5, pp. 646–672, 2006.
- [324] N. Rosenbusch, J. Brinckmann, and A. Bausch, "Is innovation always beneficial? a meta-analysis of the relationship between innovation and performance in smes," *Journal of business Venturing*, vol. 26, no. 4, pp. 441–457, 2011.
- [325] E. I. Altman and G. Sabato, "Modelling credit risk for smes: Evidence from the u.s. market," *Monetary Economics*, 2007.
- [326] B. Chae, "Insights from hashtag #supplychain and twitter analytics: Considering twitter and twitter data for supply chain practice and

- research,” *International Journal of Production Economics*, vol. 165, pp. 247–259, 2015.
- [327] W. Xu, Z. Xiao, X. Dang, D. Yang, and X. Yang, “Financial ratio selection for business failure prediction using soft set theory,” *Knowledge-Based Systems*, vol. 63, pp. 59–67, 2014.
- [328] C. Yin, C. Jiang, H. K. Jain, and Z. Wang, “Evaluating the credit risk of smes using legal judgments,” *Decis. Support Syst.*, vol. 136, p. 113364, 2020.
- [329] H. Alaka, L. O. Oyedele, H. A. Owolabi, O. O. Akinadé, M. Bilal, and S. Ajayi, “A big data analytics approach for construction firms failure prediction models,” *IEEE Transactions on Engineering Management*, vol. 66, pp. 689–698, 2019.
- [330] R. Li, Y. Cao, Q. Zhu, G. Bi, F. Fang, Y. Liu, and Q. Li, “How does knowledge graph embedding extrapolate to unseen data: a semantic evidence view,” in *AAAI*, 2022, pp. 5781–5791.
- [331] Z. Zhang, Q. Liu, H. Wang, C. Lu, and C. Lee, “Protggn: Towards self-explaining graph neural networks,” in *AAAI*, 2022, pp. 9127–9135.