

Combating noisy labels in object detection datasets

Krystian Chachuła^{b,*}, Jakub Łyskawa^a, Bartłomiej Olber^a, Piotr Frątczak^a, Adam Popowicz^b and Krystian Radlak^a

^aWarsaw University of Technology, Pl. Politechniki 1, 00-661 Warsaw

^bSilesian University of Technology, Akademicka 16, 44-100 Gliwice

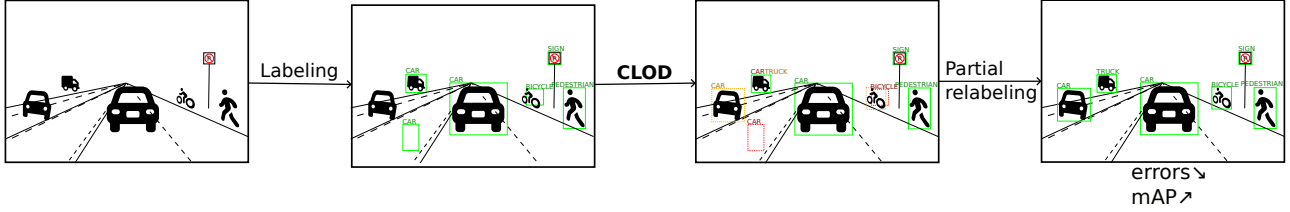


Figure 1: A proposed use-case of the CLOD algorithm.

Abstract. The quality of training datasets for deep neural networks is a key factor contributing to the accuracy of resulting models. This effect is amplified in difficult tasks such as object detection. Dealing with errors in datasets is often limited to accepting that some fraction of examples is incorrect, estimating their confidence and assigning appropriate weights or ignoring uncertain ones during training. In this work, we propose a different approach. We introduce the Confident Learning for Object Detection (CLOD) algorithm for assessing the quality of each label in object detection datasets, identifying missing, spurious, mislabeled and mislocated bounding boxes and suggesting corrections. By focusing on finding incorrect examples in the training datasets, we can eliminate them at the root. Suspicious bounding boxes can be reviewed in order to improve the quality of the dataset, leading to better models without further complicating their already complex architectures. The proposed method is able to point out 99% of artificially disturbed bounding boxes with a false positive rate below 0.3. We see this method as a promising path to correcting popular object detection datasets.

1 Introduction

Machine learning methods have been widely used for image analysis in recent years. Deep learning (DL), and specifically deep neural networks (DNNs) are the typical choice when it comes to solving these tasks. Generally speaking, DNN models outperform competing deterministic algorithms. However, the quality of the training datasets has a significant impact on the results of DL algorithms [21]. The eventual correctness of the algorithm depends on the size and quality of such datasets, which can contain hundreds of thousands of annotated images. Due to the importance of such datasets in different

sectors, various organizations create them through the collection and tagging of data.

The bulk of training datasets that are freely accessible may only be utilized for non-commercial purposes. Therefore, enterprises must often prepare them on their own. The created datasets are labeled either automatically or by crowdsourcing [2]. Frequently, the enterprise hires a third party to verify the label’s quality. This third party is often made up of inexperienced workers, so the accuracy of tagging is lacking. Willers et al. [29] demonstrated labeling quality to be one of the primary reasons for the reliability decline of DL algorithms. We also assessed the influence of label quality on model quality (see Sec. 5).

There are many causes of labeling errors, also referred to as *label noise*. For example insufficient information in the images to properly identify objects or different opinions of individual annotators [6]. In such cases, detecting label noise may be a good first step to improving the instructions for annotating images, thus contributing to the higher quality of resulting datasets.

The usage of DL algorithms in safety-critical applications (especially for object detection problems in autonomous driving vehicles) requires proving that the training dataset is free of defects and legal constraints. The quality of the training dataset needs to be assured, and therefore, formal methods for proving the trustworthiness of training data need to be included in the development lifecycle of object detectors. Moreover, the numerous safety concerns for AI systems point to the necessity of assessing the labeling accuracy of training datasets, but the existing safety standards very weakly address the problem of data labeling quality. ISO/DIS 21448 [5] requires identifying the possible source of limitations for each stage of development of machine learning models and defining corresponding countermeasures. However, the standard recommends only performing a review for the data labeling process. ISO/TR 4804:2020 [4] specifies that a

* Corresponding Author. Email: krystian@krystianch.com.

labeling quality report should be provided during the development of the dataset. UL 4600 [27] suggests that perception shall map sensor inputs to the perception ontology with acceptable performance and requires an acceptably low incidence of mislabeled training and validation data. This standard also requires arguments that machine learning training and testing datasets should have an acceptable level of integrity and quality of data labels. However, there are no established protocols for label review.

Labeling noise is seldom assessed in real-world settings. But even in parts meant for testing and validation, the error rate in well-known datasets can reach 10% [19]. This error rate may drastically reduce the maximum accuracy of DL algorithms. Furthermore, with such a high rate of labeling errors, it follows that algorithms shouldn't be expected to achieve the maximal accuracy possible. While there are training methods that are designed to offset the impact of the labeling noise in detection problems, such methods usually are not able to directly assess the quality of the labels.

In this paper, we introduce Confident Learning for Object Detection (CLOD). Its overview is presented in Fig. 1. It builds on confident learning (CL) [20, 26], which is one of the state-of-the-art techniques for detecting noisy labels in classification tasks. We also extend the method for the evaluation of image recognition datasets from [21] toward the object detection task. To the best of our knowledge, this is the first time the CL technique is applied in object detection. Our extensive assessment revealed that the proposed CLOD approach detects incorrect annotations with very high efficiency. As such, our method can easily be used in automated evaluation of the quality of object detection datasets.

The main contributions of this paper are:

- We introduce the CLOD algorithm based on confident learning. To the best of our knowledge, it is the first model-agnostic method that focuses on the detection of erroneous labels in object detection datasets, as existing methods focus mainly on offsetting the label noise in the training process.
- We provide an extensive empirical evaluation using two state-of-the-art datasets: COCO and Waymo using well-known DNN architectures: Faster R-CNN, RetinaNet and YOLO.
- We present examples from these two datasets that the proposed method marked as suspicious, revealing that even commonly used datasets can contain erroneous annotations. Additionally, we experimentally confirm that correction of the automatically identified noisy labels significantly improves the performance of the object detector in comparison to training on noisy data.

2 Related work

Recently, a lot of research focused efforts on labeling noise. The easiest way to assess a training dataset's quality is to thoroughly tag it several times using multiple annotators. The labels that each annotator assigned to each image may then be compared to spot errors. [10] introduced inter-annotator agreement measures that may be used to gauge the degree of agreement among a set number of annotators when assigning category labels. However, because this approach requires annotating the dataset more than once, this significantly raises preparation costs. Furthermore, this approach does not guarantee to find all erroneous labels.

There are also fully automated methods dealing with noise in object detection datasets. These studies, however, focus on implementing adaptive, noise-tolerant DL algorithms rather than attempting to quantify the number of false labels discovered. Therefore, it is im-

possible to utilize these methods to check the correctness of training datasets supplied by an external source. Such methods are only suitable for the training of models on noisy datasets. We present an overview of these methods in the following subsections.

2.1 Weighting noisy samples

Reed et al. proposed a modification to the loss function [23] that lowers the impact of labels that might be inaccurate. The authors claim that this technique also permits the use of datasets whose labels are not known in their entirety. The authors tested this method in both image recognition and object detection.

Goldberger and Ben-Reuven developed the S-Model architecture [7] by adding another softmax layer to the DNN model for classification tasks. The authors assume a particular distribution of noise and use the expectation-maximization method.

Different weights are given to the input images by the MentorNet classifier network presented by Jiang et al. [9]. In successive iterations of the algorithm, it gives lower weights to the images whose labels are assigned with low probability. As a result, such images effectively stop contributing to the learning process. The iterative cross-validation approach [3] described in a more recent work identifies which photos from the training classification dataset should be deleted in the following iteration. However, the removed samples are not corrected after detection. The authors demonstrate how a DNN trained with such recurrent pruning performs better.

2.2 Ignoring possibly-incorrect labels

[8] introduced co-teaching for classification. This approach utilizes two DNNs to determine whether an image has been erroneously tagged by sharing training datasets. From each mini-batch, the algorithm uses only a fraction of examples with the lowest loss on one network to train the other network. In [1], authors introduce a modification to co-teaching [8] to treat objects independently within an image. Standard co-teaching forces one to ignore the whole image as being noisy. In their solution, the authors only select affected annotations in the image. The idea is not to ignore entire images because of a few incorrect annotations.

Another work [15] proposes an additional layer in the Faster R-CNN network to separate errors in the location of the bounding box from the errors in the label. The authors showed that this approach directly separates the erroneous areas from the correct ones. For this, they use the Cross-Iteration Noise Judgment technique. This method assumes that the percent of noisy labels is constant, thus discarding a predefined number of images. Such assumption cannot be made a priori in real data.

Unfortunately, none of the methods described above can point out if the images were properly tagged or whether they had any atypical content, making the detection task more difficult and lowering the DNN's effectiveness. The goal of these techniques is to elevate the final accuracy of DNNs either by rejecting training samples or lowering their weight in the training process. Even if they select image labels as potentially invalid, they do that for a given constant fraction of examples given as parameters, while this fraction may vary between datasets [19] and should be treated as unknown.

2.3 Automatic correction of annotations

A two-step algorithm was proposed in [13] for noise mitigation in object detection datasets. The authors suggest performing class-

agnostic bounding box correction, which optimizes the noisy ground-truth boxes regardless of class labels. Then, in the second step, labels are corrected. Both steps adjust all annotations, without selecting the incorrect ones. Eventually, this method gradually modifies the training set toward better outcomes of trained DNN models.

In [28], Wang et al. adopted teacher-student networks to mitigate label noise. The method considers network predictions as statistical measurements of the correct bounding boxes. A teacher network is trained on noisy labels, and its outputs are used to estimate the correct bounding boxes to train the student network.

2.4 Confident learning-based methods

In computer vision, detection of erroneous annotations as the main problem to be solved has been addressed so far only for the image recognition problem. A promising approach is the confident learning (CL) introduced in [20]. The method uses N-fold cross-validation, as in [3], but only once rather than repeatedly. CL chooses each class's probability cutoffs separately. The cutoffs decide whether a particular sample can be confidently categorized. If an image is incorrectly yet confidently categorized, it is viewed as incorrectly labeled. Such examples are deleted from the dataset to improve performance. A DNN model is then created using the newly filtered data. The designers of the CL technique used the ResNet-50 architecture to assess the approach's efficacy using a dataset artificially affected by relatively high (20–70%) mislabel probability. Unfortunately, the authors presented no records of how many incorrect images CL eliminated from the dataset. The method, like in the majority of earlier works presented in this section, focuses on improving the final DNN model's classification performance. This approach results in larger improvements than all the other techniques examined here. A recent work [26] adapts CL to multi-label classification tasks. However, it also does not report how many noisy labels were detected. Instead, it only measures the improvement of the classifier performance.

[19] presents examples of how known image datasets have been analyzed using the CL approach. The researchers chose suspicious images and manually checked them to find incorrect labeling. They found that the state-of-the-art datasets for image recognition contain between 0.15–10% of images with incorrect labels. This is a noteworthy discovery, given that the examined reference databases should be devoid of such errors. Such a significant fraction of wrong labels makes questionable some popular competitions among classifier algorithms that frequently reach accuracy above 99%. Moreover, the number of verified noisy labels in this investigation was only a small part of the initial CL predictions. This suggests that by further balancing accuracy versus recall can enhance the performance of the label noise detection with CL.

In [21], Popowicz et. al utilized CL with multiple DNN models to increase the ability to detect noisy labels in image classification datasets. They introduced a parameter, which adjusts the sensitivity of noise detection and proposed using multiple DNN models to increase the detection reliability. This paper was the first work concentrating not on the accuracy of DNN trained on a cleaned dataset, but on the actual detecting capability of the CL technique.

3 Confident learning

Confident learning (CL) points out suspicious labels by assuming class-conditional noise and estimating the joint probability distribution between noisy and correct labels. This section provides a summary of the multi-label CL method as introduced in [26].

For each possible label k , each input example x_i in the noisy dataset \mathbf{X} is assigned a noisy binary label y_i^m . It sets $y_i^m = 1$ if x_i has the noisy label m , else $y_i^m = 0$. Using model-predicted label probabilities p_i^m , the *self-confidence* score s_i^m is calculated as

$$s_i^m = y_i^m p_i^m + (1 - y_i^m)(1 - p_i^m) \quad (1)$$

for each example i and label $m \in 1, \dots, M$.

Next, the algorithm describes the aggregation of self-confidence scores using one of the proposed pooling methods. The authors report that the exponential moving average works well, when compared to other considered pooling methods, thus we use it in this work. For $\tilde{s}_i^1 \geq \dots \geq \tilde{s}_i^M$ denoting sorted values s_i^m the aggregated score s_i^* is defined as

$$s_i^* = S_i^k \text{ where } S_i^t = \begin{cases} \tilde{s}_i^1 & \text{if } t = 1 \\ \alpha \tilde{s}_i^t + (1 - \alpha) S_i^{t-1} & \text{if } t > 1 \end{cases} \quad (2)$$

where α is a parameter. The authors of multi-label CL show that a value of $\alpha = 0.8$ gives good results. Such a formulation makes the aggregated label quality score s_i^* most heavily influenced by the lowest values of s_i^m .

Similarly to the original CL method [20], the suspected labels may be selected by using the rank-and-prune approach, i.e., by selecting a given fraction of examples with the lowest values of the aggregated self-confidence score s_i^* .

4 Confident Learning for Object Detection (CLOD)

Existing CL methods cannot directly analyse an object detection dataset. Assigning a set of labels to an example (image) does not take into account bounding boxes. We propose a method for applying CL for the object detection task to generate box quality scores and correction suggestions.

For each image x in the noisy dataset \mathbf{X} an object detection model is used to obtain labeled bounding boxes through inference. As the samples are later processed by the CL algorithm, the predictions should be out-of-sample to avoid bias caused by overfitting. Original and model-predicted (MP) boxes are then clustered with the following rules.

1. The clustering is based on a distance threshold.
2. The clustering distance between two boxes a and b is calculated as $1 - IoU(a, b)$, where IoU is intersection over union.
3. Each cluster must contain only boxes related to the same image.

For clustering of the bounding boxes, we propose agglomerative clustering with single linkage [18]. We then perform reduction, processing each such cluster separately. Fig. 2 provides an overview of the method and Alg. 1 describes the reduction procedure.

From each cluster $\mathbf{C}_k^X \cup \mathbf{C}_k^{\hat{P}}$, where \mathbf{C}_k^X are original annotations in k -th cluster and $\mathbf{C}_k^{\hat{P}}$ are model predictions in k -th cluster, we calculate one row $\mathbf{Y}'_{k,m}$ of the new binary label matrix \mathbf{Y}' and one row $\hat{\mathbf{P}}'_k$ of the new predicted probabilities matrix $\hat{\mathbf{P}}'$. For M denoting the number of possible labels an element $\mathbf{Y}'_{k,m}; m = 1, 2, \dots, M$ is equal to 1 if there is a box with label m in \mathbf{C}_k^X and 0 otherwise. If there are no elements set to 1 in this row, then the *background* label $\mathbf{Y}'_{k,M+1}$ is set to 1. Otherwise it is set to 0. It means that if the current cluster does not contain any boxes from the original noisy dataset, the cluster represents *background*.

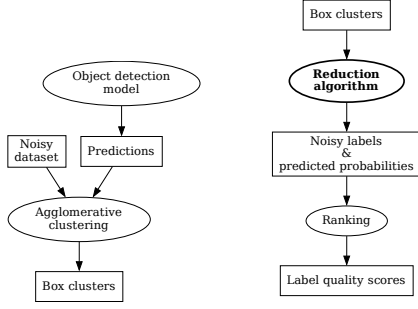


Figure 2: Data flow diagram for CLOD.

Then elements of the $\hat{\mathbf{P}}'_k$ row are calculated. $\hat{\mathbf{P}}'_{k,m}$ is equal to the maximum score of model-predicted boxes of label m in current cluster, or 0 if there are no such boxes. Same as in the case of $\mathbf{Y}'_{k,M+1}$, $\hat{\mathbf{P}}'_{k,M+1}$ is equal to 1 if the row contains only zeros and 0 otherwise. This element represents the model-predicted score of *background*.

Data: $\mathbf{C}_k^X, \mathbf{C}_k^{\hat{\mathbf{P}}}$
Result: $\mathbf{Y}'_k, \hat{\mathbf{P}}'_k$

```

for m in 1..M do
    if m is in labels of  $\mathbf{C}_k^X$  then
         $\mathbf{Y}'_{k,m} = 1$ ;
    else
         $\mathbf{Y}'_{k,m} = 0$ ;
    end
end
if  $\sum_{m=1}^M \mathbf{Y}'_{k,m} = 0$  then
     $\mathbf{Y}'_{k,M+1} = 1$ ;
else
     $\mathbf{Y}'_{k,M+1} = 0$ ;
end
for m in 1..M do
     $\hat{\mathbf{P}}'_{k,m} = \max(\text{scores of } \hat{\mathbf{P}}'_k \text{ where label is } m)$ ;
end
if  $\sum_{m=1}^M \hat{\mathbf{P}}'_{k,m} = 0$  then
     $\hat{\mathbf{P}}'_{k,M+1} = 1$ ;
else
     $\hat{\mathbf{P}}'_{k,M+1} = 0$ ;
end

```

Algorithm 1: The reduction algorithm.

This way, the whole dataset is processed, cluster by cluster, and the final matrices \mathbf{Y}' and $\hat{\mathbf{P}}'$ are fed to the CL algorithm. The results are the aggregated s_k^* scores for each row k of the \mathbf{Y}' and $\hat{\mathbf{P}}'$ matrices. We assign the label quality score s_k^* to each annotation in the \mathbf{C}_k^X set. If there are no annotations in \mathbf{C}_k^X , we return the model-predicted annotations $\mathbf{C}_k^{\hat{\mathbf{P}}}$ as possible missing annotations with the quality score of s_k^* .

Similarly to both original and multi-label CL algorithms, a rank-and-prune (removing a percentage of images with the lowest annotation confidence scores) may be used to select the annotations that are the most likely to be erroneous. We can also use the results of clustering to guess what type of error we might be dealing with. Considering each cluster separately:

- only model predictions in the cluster might indicate a missing annotation (false negative);
- no model predictions in the cluster might indicate a spurious an-

notation (false positive);

- the presence of annotations with different labels might indicate a mislabeled annotation;
- the presence of annotations with the same labels might indicate a mislocated annotation.

This approach can also be extended to formulating suggestions for correcting annotations. In the case of missing, mislabeled, and mislocated annotations, the model predictions that are part of the cluster can be considered suggestions.

5 Experiments

We conducted five experiments to examine the effectiveness of CLOD. The experiments are varied to assess different aspects of this method. We used multiple datasets (see Sec. 5.1) and model architectures (see Sec. 5.2). We considered both artificial noise (see Sec. 5.3) and real-world annotation noise.

5.1 Datasets

We used Common Objects in Context (COCO) 2017 and Waymo Open Dataset v1.4.0. This choice was dictated by the prominence of COCO in the evaluation of object detection models and the popularity of Waymo in the autonomous vehicle field, which are the main interests of our research team. Please note that the original Waymo dataset was published in the form of annotated multi-camera video sequences. From each sequence, we extracted 10 front camera frames, equally-spaced in time, to work with still images. We also used the Sama-Coco dataset [25] as a human-revised variant of COCO and a variant of Waymo where, due to resource constraints, 12% of the dataset images were manually reviewed by our team. The revised Waymo dataset is a part of the supplementary material. Tab. 1 provides a summary of all mentioned datasets.

Table 1: Datasets.

Dataset	Images	Instances
Common Objects in Context 2017	123,287	886,284
training	118,287	860,001
validation	5,000	36,781
Sama-Coco	123,287	1,115,464
training	118,287	1,067,995
validation	5,000	47,469
partial Waymo Open Dataset v1.4.0	10,000	230,479
training	7,980	185,470
validation	2,020	45,009
revised p. Waymo Open Dataset v1.4.0	10,000	229,426
training	7,980	184,830
validation	2,020	44,596

5.2 DNN architectures

We selected three DNN architectures for the experiments. They were Faster R-CNN [24], RetinaNet [12] and YOLO [22]. The choice was dictated by the fact that these are state-of-the-art solutions for object detection. They provide enough variation to evaluate the algorithm's independence on the type of network used to generate predictions. YOLO was chosen as a completely different approach to solving the detection problem.

5.3 Artificial noise

In some of the experiments, we used artificial label noise. It can be added on-demand and with granular control over its parameters. Moreover, the knowledge of which bounding boxes were disturbed enabled us to thoroughly evaluate our method by calculating the exact number of true and false positives and negatives. We selected five noise types, inspired by [1, 15, 11], that imitate real-world annotation noise. *Uniform label noise* was created by changing the labels of bounding boxes to ones selected randomly from the set of labels, with equal probability. *Location noise* was a disturbance to the location of boxes by selecting a random angle and moving the bounding boxes along this direction by a vector of fixed length. *Scale noise* was growing or shrinking bounding boxes by a fixed factor. *Spurious boxes* of random dimensions and labels were added to the dataset and *missing noise* was applied by removing random boxes.

5.4 Environment

We performed all of the experiments on a server with a AMD EPYC 7313 16-core processor, a RTX A5000 graphics processing unit and 60 GB of memory. The server was running Ubuntu 22.04, MMDetection 2.28.2 and PyTorch 1.12.1 with CUDA 11.3.

5.5 Experiments and results

Noise impact. The purpose of the first experiment was to check the impact of annotation noise on the quality of models. We applied artificial noise to increasing fractions of examples of the COCO training and validation datasets. We trained models and evaluated them using mean average precision at $\text{IoU} = 0.5$. The relationship between evaluation results and the fraction of noisy boxes was recorded and presented in Fig. 3.

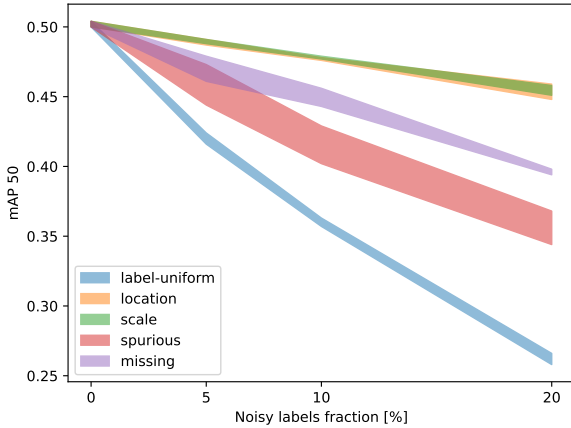


Figure 3: Influence of different types of noise in the training dataset on model quality.

The results show that every type of training dataset noise significantly decreases the quality of trained models. This effect is consistently greater with larger amounts of noisy boxes. Uniform label noise was the most detrimental to the quality of the models, followed by spurious boxes and missing boxes. Location and scale noise (with magnitude of 25% of box dimensions) were the least influential.

CLOD effectiveness. Next we evaluated the CLOD algorithm using the same artificial label noise. We trained models on training parts of selected datasets. Then, we added noise to 20% of examples from the corresponding validation datasets. CLOD was used to find the disturbed examples in these validation datasets. We calculated the area under the receiver operating characteristic curve (AUROC) against the label quality threshold for different types of artificial noise. We present the final results in Fig. 4.

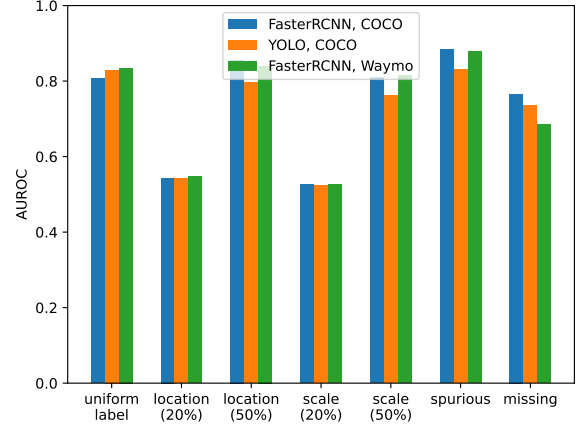


Figure 4: Effectiveness of the CLOD method in detecting different types of artificial noise. IoU clustering threshold: 0.5. Median from 3 experiments.

The proposed method is best at detecting spurious bounding boxes but it detects label noise almost as well. It did not, however, succeed in pointing out low amplitude location and scale noise, showing performance similar to a random classifier.

We chose the clustering threshold of 0.5 based on earlier experiments that compared results for a range of thresholds. We included the results in Fig. 5. For every type of noise, the highest-scoring threshold is 0.5.

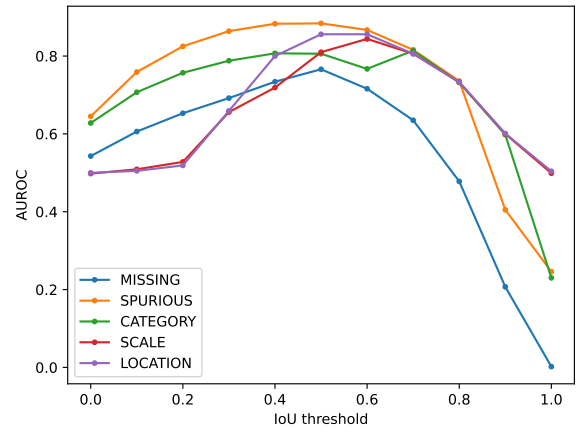


Figure 5: AUROC of the CLOD method with respect to the clustering threshold. COCO dataset, Faster R-CNN.

CLOD vs state-of-the-art. Due to the fact that there are no strictly equivalent methods in the literature, we adapted the one proposed in [13] for the purpose of detecting missing labels.

The third experiment compares this reference method we named "Objectness filtering" to the CLOD method in a similar manner as in the previous experiment. However, this reference method finds only missing boxes. As such, we only consider this type of noise in this experiment. The methods were compared by testing their ability to detect bounding boxes that were randomly removed from the dataset. This time we calculated partial AUROC [17] to focus on numbers of false positives acceptable in real-world cases. See Fig. 6.

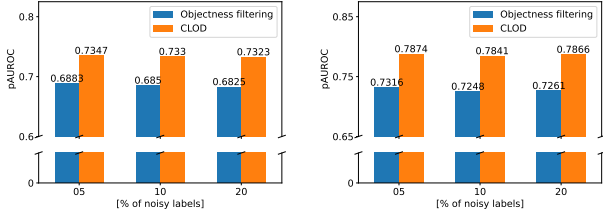


Figure 6: Comparison of CLOD (@IoU ≥ 0.5) and a reference method using COCO (left) and Waymo (right) datasets.

The CLOD method fares better than the "Objectness filtering" method in every case and on both datasets. CLOD consistently scores around 6% higher than the other method when considering the COCO dataset and 8% higher when considering the Waymo dataset.

Dataset variants. The fourth experiment was to show the performance of CLOD in real-world settings. We compared model quality scores between multiple variants of COCO and Waymo datasets, while treating the respective original datasets as a baseline. Human-revised variants of both COCO and Waymo datasets were used to further assess the importance of data quality.

Creating the other two variants was the main part of this experiment. We wanted gauge how accepting CLOD suggestions would affect the overall quality of the dataset. The *suggestions* datasets are the original datasets with best 20% of CLOD suggestions applied. The *selected* datasets were created by matching suggested bounding boxes to those from the human-revised variants based on IoU (≥ 0.5). We found counterparts for best 20% of suggestions and applied them to the original dataset. The purpose of considering this dataset was to check what effect accepting *good* human-provided modifications and rejecting *bad* ones has on the quality of the datasets. This is under the assumption that CLOD rates annotations perfectly. We provide the summary of the mentioned datasets in Tab. 2. We compared the mean average precision of models trained and evaluated using described variants and recorded the values into Tab. 3.

mAP_S , mAP_M , mAP_L were not calculated for Waymo, as we did not consider segmentation in this dataset. Thus the areas of objects were unknown. Results show that the revised Sama-Coco dataset scores very similarly to the original COCO dataset. This is not the case with revised Waymo, which scored much lower. The corrections suggested by CLOD scored the highest, and selected datasets came out in between

Manual inspection. The last experiment was to run CLOD on the original datasets and view annotations that were deemed suspicious. Some examples are presented in Fig. 7 and Fig. 8. Box labels contain

Table 2: Datasets created using CLOD.

Dataset	Images	Instances
COCO Suggestions	123,287	4,085,931
training	118,287	3,924,926
validation	5,000	161,005
COCO Selected	123,287	996,495
training	118,287	955,077
validation	5,000	41,418
Waymo Suggestions	10,000	178,964
training	7,980	144,713
validation	2,020	34,251
Waymo Selected	10,000	229,426
training	7,980	184,830
validation	2,020	44,596

Table 3: Faster R-CNN model quality scores, trained using datasets created using CLOD.

Dataset	mAP	mAP ₅₀	mAP ₇₅	mAP _S	mAP _M	mAP _L
COCO						
Original	0.316	0.501	0.342	0.181	0.344	0.400
Revised	0.318	0.492	0.347	0.194	0.351	0.420
Suggest.	0.366	0.610	0.379	0.325	0.383	0.359
Selected	0.356	0.572	0.379	0.252	0.367	0.414
Waymo						
Original	0.310	0.548	0.316	-	-	-
Revised	0.237	0.415	0.242	-	-	-
Suggest.	0.452	0.774	0.471	-	-	-
Selected	0.315	0.554	0.316	-	-	-

the original category and the annotation ID in the parenthesis. We included more examples in the supplementary material.

In Fig. 7 the upper image shows the typical case of marking multiple small objects with one big box. The lower one contains an ambiguous object that some annotator classified as *truck*. In Fig. 8 the upper image shows more than one vehicle in a single bounding box. The lower frame shows an unrecognizable object due to water on the camera lens.

6 Conclusions

All of the experiments show that CLOD is a viable method that can be used to find incorrect labels in object detection datasets. It is the first method that finds and identifies missing, spurious, mislocated and mislabeled bounding boxes. The suggestion feature enables dataset reviewers to often just decide whether to keep each suggestion or discard it. Such approach makes the whole process take less time than traditional relabeling.

The results of the first experiment have confirmed that a good quality dataset is crucial to a good quality model. We parameterized the location and scale noise types, where the parameter specifies the magnitude of the noise, i.e., how much the location and scale are changed. During the first experiments, we set these values at 25%, which caused a relatively small impact on model quality. Increasing this amplitude would have angled these curves further downwards. In some cases, eliminating even 5% noisy examples could improve mAP@50 by as much as 0.085, which equates in some cases to 20% improvement. This reveals the need for fixing erroneous labels in object detection datasets.

The second experiment has shown that for most types of artificial noise, the method can detect as much as 99% of noisy examples while keeping the false positive rate under 30%. When it comes to disturbed location or scale of bounding boxes, low displacements and scale factors were difficult to detect. On the other hand, CLOD



Figure 7: Examples of suspicious labels detected in the COCO dataset.

detected boxes with location and scale disturbed by 50% of their dimensions as often as those with other types of noise.

Comparison of CLOD to the "Objectness filtering" method in terms of finding missing boxes yields favorable results for our new method. This should allow to replace the reference method by CLOD with the additional benefit of detecting more types of noise.

The similarity or decrease of mAP scores for revised datasets might be caused by annotation practices that make the object detection task more difficult. Jiaxin Ma et al. observed a similar effect in [14]. The high score of CLOD suggestions could be explained by model architecture bias. Both CLOD scoring and final training used a Faster R-CNN model. To confirm this, more experiments must be performed where for these two tasks two different model architectures are used. The *selected* dataset variants always scored between revised and suggested variants. That might indicate that some differences in the revised datasets are not improvements but the opposite.

Suspicious examples found in original datasets show that the method can be utilized to find real labeling issues. Browsing low-quality bounding boxes revealed that annotation guidelines are inconsistent or not respected by annotators. In the COCO dataset, there were many images where groups of small objects were marked with a single large box. In the Waymo dataset, bounding boxes often contained almost entirely obscured objects. This is probably due to the fact that this dataset's original form is multi-camera video sequences and point clouds. This means that annotators saw more than single frames from the front camera. Nonetheless, one might argue that a subset of an object detection dataset should still be a valid dataset.



Figure 8: Examples of suspicious labels detected in the Waymo dataset.

Unfortunately, the problem of noisy labels in object detection databases is weakly addressed in the literature. The state-of-the-art datasets could contain a non-negligible amount of erroneous annotations. Therefore the results obtained using such data can be considerably biased. There were initiatives to fix common datasets in the past, like in [14] and [25] but only parts of them were manually reviewed and re-annotated. Another example could be [16] in which the authors proved that the evaluation of existing face datasets is biased due to different guidelines for the annotators, and reviewing annotations could significantly improve the evaluation protocol of object detectors. Datasets could be automatically searched using our method to find suspicious annotations. Then only the images selected by CLOD could be manually re-annotated, thus reducing the cost of such a project.

We have introduced the CLOD algorithm that successfully applies the confident learning method to the domain of object detection. In the experimental study, we have shown that it obtains promising results when applied to the task of evaluating annotations in object detection datasets. Finding incorrect annotations with the achieved accuracy means that it is viable to re-annotate all examples marked by the algorithm as suspicious. It is probable that this way, we could improve the quality and evaluation protocol of well-known publicly available object detection datasets. Moreover, the proposed methodology may improve the trustworthiness of the training datasets for object detection algorithms used in safety-critical applications.

Link to the CLOD source code is available under GNU General Public License v3 here: <https://github.com/safednn-group/safednn-clean>.

References

- [1] Simon Chadwick and Paul Newman, ‘Training object detectors with noisy data’, *2019 IEEE Intelligent Vehicles Symposium (IV)*, 1319–1325, (2019). **2, 5**
- [2] Joseph Chee Chang, Saleema Amershi, and Ece Kamar, ‘Revolt: Collaborative crowdsourcing for labeling machine learning datasets’, in *Proc. of the 2017 CHI Conference on Human Factors in Computing Systems*, p. 2334–2346, (2017). **1**
- [3] Pengfei Chen, B. Liao, Guangyong Chen, and Shengyu Zhang, ‘Understanding and utilizing deep neural networks trained with noisy labels’, in *ICML*, (2019). **2, 3**
- [4] International Organization for Standardization. ISO/TR 4804 Road vehicles — Safety and cybersecurity for automated driving systems — design, verification and validation, 2020. **1**
- [5] International Organization for Standardization. ISO/PAS 21448 – Road Vehicles - Safety of the intended functionality, 2022. **1**
- [6] Benoît Frénay and Ata Kabán, ‘A comprehensive introduction to label noise’, in *The European Symposium on Artificial Neural Networks*, (2014). **1**
- [7] J. Goldberger and E. Ben-Reuven, ‘Training deep neural-networks using a noise adaptation layer’, in *ICLR*, (2017). **2**
- [8] B. Han, Quanming Yao, Xingrui Yu, Gang Niu, M. Xu, Weihua Hu, I. Tsang, and Masashi Sugiyama, ‘Co-teaching: Robust training of deep neural networks with extremely noisy labels’, in *NeurIPS*, (2018). **2**
- [9] Lu Jiang, Zhengyuan Zhou, Thomas Leung, Li-Jia Li, and Li Fei-Fei, ‘Mentornet: Learning data-driven curriculum for very deep neural networks on corrupted labels’, in *ICML*, (2018). **2**
- [10] Thomas A. Lampert, André Stumpf, and Pierre Gançarski, ‘An empirical study into annotator agreement, ground truth estimation, and algorithm evaluation’, *IEEE Transactions on Image Processing*, **25**(6), 2557–2572, (2016). **2**
- [11] Junnan Li, Caiming Xiong, Richard Socher, and Steven Hoi. Towards noise-resistant object detection with noisy annotations, 2020. **5**
- [12] Tsung-Yi Lin, Priya Goyal, Ross Girshick, Kaiming He, and Piotr Dollár, ‘Focal loss for dense object detection’, in *2017 IEEE Int. Conf. on Computer Vision (ICCV)*, pp. 2999–3007, (2017). **4**
- [13] Xinyu Liu, Wuyang Li, Qiushi Yang, Baopu Li, and Yixuan Yuan, ‘Towards robust adaptive object detection under noisy annotations’, *IEEE/CVF Conf. on Computer Vision and Pattern Recognition (CVPR)*, 14187–14196, (2022). **2, 6**
- [14] Jiaxin Ma, Yoshitaka Ushiku, and Miori Sagara, ‘The effect of improving annotation quality on object detection datasets: A preliminary study’, in *Proceedings of the IEEE/CVF Conference on Computer Vision and Pattern Recognition*, pp. 4850–4859, (2022). **7**
- [15] Jiafeng Mao, Qing Yu, Yoko Yamakata, and Kiyoharu Aizawa, ‘Noisy annotation refinement for object detection’, in *BMVC*, (2021). **2, 5**
- [16] Markus Mathias, Rodrigo Benenson, Marco Pedersoli, and Luc Van Gool, ‘Face detection without bells and whistles’, in *Computer Vision – ECCV 2014*, pp. 720–735, (2014). **7**
- [17] Donna Katzman McClish, ‘Analyzing a portion of the roc curve’, *Medical decision making*, **9**(3), 190–195, (1989). **6**
- [18] Frank Nielsen, *Hierarchical Clustering*, 195–211, Springer International Publishing, 02 2016. **3**
- [19] Curtis G. Northcutt, Anish Athalye, and Jonas Mueller, ‘Pervasive label errors in test sets destabilize machine learning benchmarks’, *ArXiv, abs/2103.14749*, (2021). **2, 3**
- [20] Curtis G. Northcutt, Lu Jiang, and Isaac L. Chuang, ‘Confident learning: Estimating uncertainty in dataset labels’, *J. Artif. Intell. Res.*, **70**, 1373–1411, (2021). **2, 3**
- [21] Adam Popowicz, Krystian Radlak, Sławomir Lasota, Karolina Szczepankiewicz, and Michał Szczepankiewicz, ‘Combating label noise in image data using multinet flexible confident learning’, *Applied Sciences*, (2022). **1, 2, 3**
- [22] Joseph Redmon and Ali Farhadi. Yolov3: An incremental improvement, 2018. **4**
- [23] Scott E. Reed, Honglak Lee, Dragomir Anguelov, Christian Szegedy, D. Erhan, and Andrew Rabinovich, ‘Training deep neural networks on noisy labels with bootstrapping’, *CoRR, abs/1412.6596*, (2015). **2**
- [24] Shaoqing Ren, Kaiming He, Ross Girshick, and Jian Sun, ‘Faster R-CNN: Towards real-time object detection with region proposal networks’, in *Proc. of the 28th International Conference on Neural Information Processing Systems - Volume 1, NIPS’15*, p. 91–99, (2015). **4**
- [25] Samasource Impact Sourcing. The sama-coco dataset. <https://www.sama.com/sama-coco-dataset/>, 2022. Accessed: 2023-04-28. **4, 7**
- [26] Aditya Thyagarajan, Elías Snorrason, Curtis Northcutt, and Jonas Mueller, ‘Identifying incorrect annotations in multi-label classification data’, in *ICLR Workshop on Trustworthy ML*, (2023). **2, 3**
- [27] UL Standards & Engagement. UL 4600, standard for evaluation of autonomous products, Edition 1. **2**
- [28] Shaoru Wang, Jin Gao, Bing Li, and Weiming Hu, ‘Narrowing the gap: Improved detector training with noisy location annotations’, *IEEE Transactions on Image Processing*, **31**, 6369–6380, (2022). **3**
- [29] Oliver Willers, Sebastian Sudholt, Shervin Raafatnia, and Stephanie Abrecht, ‘Safety concerns and mitigation approaches regarding the use of deep learning in safety-critical perception tasks’, in *Computer Safety, Reliability, and Security. SAFECOMP 2020 Workshops*, pp. 336–350, (2020). **1**