

Lightweight Event-based Optical Flow Estimation via Iterative Deblurring

Yilun Wu Federico Paredes-Vallés Guido C. H. E. de Croon
Micro Air Vehicle Laboratory, Technische Universiteit Delft
Delft, The Netherlands

{Y.Wu-9, F.ParedesValles, G.C.H.E.deCroon}@tudelft.nl

Abstract

Inspired by frame-based methods, state-of-the-art event-based optical flow networks rely on the explicit computation of correlation volumes, which are expensive to compute and store on systems with limited processing budget and memory. To this end, we introduce IDNet (Iterative Deblurring Network), a lightweight yet well-performing event-based optical flow network without using correlation volumes. IDNet leverages the unique spatiotemporally continuous nature of event streams to propose an alternative way of implicitly capturing correlation through iterative refinement and motion deblurring. Our network does not compute correlation volumes but rather utilizes a recurrent network to maximize the spatiotemporal correlation of events iteratively. We further propose two iterative update schemes: “ID” which iterates over the same batch of events, and “TID” which iterates over time with streaming events in an online fashion. Benchmark results show the former “ID” scheme can reach close to state-of-the-art performance with 33% of savings in compute and 90% in memory footprint, while the latter “TID” scheme is even more efficient promising 83% of compute savings and 15 times less latency at the cost of 18% of performance drop.

1. Introduction

Optical flow estimation, i.e. estimating the apparent motion vector of pixels through time on the image plane, is both a central and challenging task in computer vision. As it encodes a primitive form of motion information, optical flow serves as the backbone for many applications ranging from video compression [24, 39] and computational photography [20, 38] to robotic navigation [5, 31]. Traditionally, optical flow is estimated from frame-based cameras with methods ranging from hand-crafted optimization [14, 26] to modern learning-based methods [7, 36, 37]. Compared to frame-based cameras, event cameras capture asynchronous brightness changes in continuous time, offering high dynamic range measurements free from motion blur even at

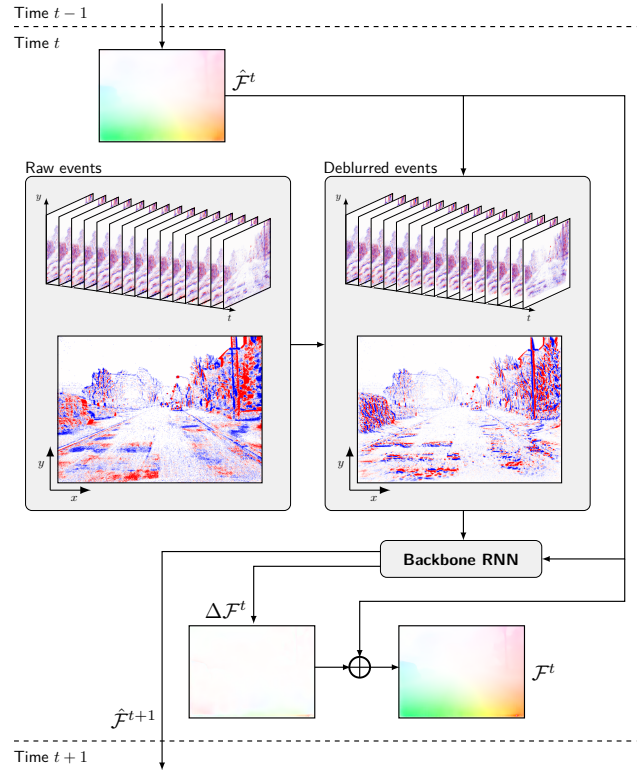


Figure 1. Illustration of the IDNet pipeline for temporal iterative deblurring (i.e. TID scheme). Raw events are first deblurred according to the initial coarse optical flow estimate $\hat{\mathcal{F}}^t$ before being processed by the backbone RNN. The RNN extracts the residual motion from the deblurred events and outputs the residual flow $\Delta \mathcal{F}^t$ which is added to the initial estimate $\hat{\mathcal{F}}^t$ to arrive at the final flow estimation \mathcal{F}^t . The RNN additionally proposes a coarse estimate $\hat{\mathcal{F}}^{t+1}$ for the next timestep under continuous operation.

high speeds and low lighting conditions [8]. In addition, such data format is superior for estimating optical flow, as the trajectory of motion is captured continuously in the data stream instead of being captured in discrete pixel locations across two frames. To make the raw event stream compatible with network architectures designed for images, most

works first process events into a dense representation before feeding it into the network [40, 43].

The advances in the recent performance of learning-based methods for optical flow estimation can be seen as the process of incorporating ever more fitting inductive biases to the underlying problem. PWC-Net [36] introduces pyramid processing, warping, and cost volume, three common ingredients used in classical model-based methods, and achieved superior performance with a much smaller network compared to its predecessor [7]. RAFT [37] further improves the performance by replacing the optimization process in finding maximum correlation with a learning-based RNN operating over the cost volume.

Recently, an event-based version of RAFT, termed E-RAFT [12], has been developed. The method applied RAFT architecture to event data by treating two event representations consecutive in time as two images in the context of estimating flow from frames. E-RAFT achieves state-of-the-art performance on the challenging event-based optical flow benchmark DSEC [11], demonstrating the strong effectiveness of appropriate inductive biases (i.e. correlation and iterative optimization) for this problem.

However, we note that there are two major drawbacks of the method when applied to event data: i) the multi-bin event representation can only be processed all at once instead of being processed one bin at a time which allows for parallelizing the computation as events arrive. This prevents the algorithm from real-time operations under tight latency constraints; ii) computing and storing the all-pair correlation volume is costly and scales badly with the input resolution, hindering the algorithm’s execution on platforms with limited memory during inference.

We propose *IDNet* (Iterative Deblurring Network), a lightweight event-based optical flow algorithm. At its core, IDNet processes event bins sequentially through a backbone RNN. On top of that, an iterative update scheme is applied so that flow is continually refined through the same backbone network without introducing any separate network modules between iterations.

Instead of explicitly computing the correlation volume of dense event representations, we implicitly model correlation by clustering events which originate from the same moving object. This clustering process is achieved through motion compensation (a.k.a. deblurring), as introduced in [9]. Illustrated in Fig. 1, with an appropriate flow estimate, motion compensation traces the trajectory of pixels by transporting the spatial coordinates of events through time to a common reference. Compared to raw events, the deblurred events exhibit higher spatiotemporal correlation between the event bins, as evinced by the decreased amount of blur shown in the collapsed view in Fig. 1.

In addition, the operation of motion compensation could be performed in an iterative fashion. As shown in Fig. 1, at

the end of a previous iteration, a flow estimate is proposed. This prior flow is used to perform an initial deblur of the raw events. The residual flow within the deblurred events is then extracted. The prior flow can be refined by incorporating this residual flow from the current iteration. Other than the iterative update scheme illustrated in Fig. 1, we also propose another update scheme iterating over the same batch of events which yields better performance with more compute. For a more detailed illustration of the pipeline, please refer to Fig. 2.

We compare our methods against previous works on the challenging publicly available benchmark DSEC [11] and demonstrate competitive performance against the state-of-the-art method while using a fraction of the compute and memory footprint during inference. We also show the effectiveness of the two inductive biases introduced, i.e. iterative processing and deblurring, through controlled ablation studies.

In summary, our contributions are:

- We introduce the first learning method which combines iterative processing and motion compensation (deblur) for event-based optical flow estimation.
- We propose two effective modes of performing iterative deblurring. One mode iteratively deblurs and updates the optical flow for the same batch of events while the other mode runs continuously and deblurs the events over time.
- The results on public benchmarks along with ablation studies reveal the competitive performance against the state-of-the-art method, as well as the superior efficiency in terms of compute and memory savings.

2. Related Works

2.1. Event-based Optical Flow

Traditionally, optical flow estimation is performed from image frames with algorithms ranging from classical optimization techniques such as [14, 26] to modern learning-based methods [7, 17, 32, 36, 37] which combine the powerful expressivity of deep neural networks with inductive biases such as correlation matching and coarse-to-fine estimation. While frame-based optical flow has reached a mature stage after decades of research, there are scenarios where images would suffer from quality degradation, such as motion blur and insufficient exposure.

Event cameras register brightness changes with high temporal resolution free from motion blur even at challenging illumination conditions [4, 8]. Furthermore, the trajectory of motion is captured continuously through space and time in the event stream rather than being discrete over two frames. This property makes event streams the superior data type for estimating optical flow.

The early event-based optical flow method [3] adapts frame-based methods such as KLT [26] to the event-based domain or utilizes hand-crafted heuristics to fit event data [2, 27]. [1] jointly optimizes image brightness and optical flow by exploiting brightness constancy, flow smoothness and the event generation model together. [9, 34] introduces a framework to recover optical flow from events by maximizing the contrast of motion-compensated events. Other than directly optimizing the objective, this principle is also applied as a learning signal in self-supervised learning methods such as [13, 28, 40, 41].

The availability of event simulators [10, 16] and large-scale datasets [11, 42] enable learning-based methods to achieve superior performance over model-based ones. [41] introduces an event representation which split events proportionally to the nearby temporal bins and a U-Net architecture for processing the event representation. [40] jointly estimates optical flow, depth and egomotion. Both methods construct multi-level feature pyramids and [40] warps the event representation slices to evaluate the quality of flow through the contrast maximization framework. E-RAFT [12], an event-based version of RAFT [37] is the first learning-based method to introduce correlation volumes into the event domain. The method computes the 4D all-pair correlation volume between two neighboring event representations in time, which is then iteratively processed to arrive at the final optical flow estimate.

Although E-RAFT achieves state-of-the-art performance while being relatively lightweight compared to previous learning-based methods, the explicit computation and storage of all-pair correlation volume can be costly for resource-constrained compute platforms. In addition, the time and storage complexity scales badly with input resolution. For two event representations of size $C \times H \times W$, the compute and storage complexity of such correlation volume is $\mathcal{O}((H \times W)^2 \times C)$ and $\mathcal{O}((H \times W)^2)$ respectively. This storage requirement eliminates the possibility of its deployment on memory-limited compute platforms and prohibits the algorithm from scaling up to larger input resolutions.

2.2. Iterative Refinement for Optical Flow

The idea of iterative refinement for optical flow can be traced back to the early works of iterative KLT tracking [26] where Taylor series expansion is applied to linearize the problem and iteratively solve for the residual error. Learning-based methods incorporate this principle as well. Most works [17, 32, 36] choose to perform coarse-to-fine refinement along the feature pyramid. In addition to spatial refinement, other works such as [18, 19, 25, 37] stacks multiple modules in series to iteratively estimate the residual flow from representations warped by the current flow estimate. While [19] warps images, [18] and [37] samples correlation volumes and [25] recomputes correlation

volumes. [18, 25, 37] share weights of the refinement modules, making their architecture recurrent rather than feed-forward.

Recently, iterative refinement for optical flow is also applied to event-based data. [23] and [15] uses pyramid scale to perform coarse-to-fine estimation similar to PWC-Net [36] but do not perform flow refinement through iterations. [6] adopts the iterative update scheme in [18] and processes the correlation volume between warped event slices through time sequentially to arrive at a residual flow estimate. [12] instead directly processes the all-pair correlation volume through an RNN for multiple iterations and extracts the final flow estimate from the state of the RNN at the end of its iterations.

All aforementioned methods rely on the explicit construction of correlation volumes, in part to adapt existing successful architectures in the frame-based domain to event data. We exploit the unique spatiotemporal continuous nature of event data by combining iterative refinement and motion compensation. We later show that such exploitation leads to lightweight solutions which are also competitive in performance.

2.3. Continuous Operation

Since optical flow is temporally highly correlated as the motion in a real-world environment is mostly smooth and continuous, it makes sense to leverage the prior estimate from the past to better predict the present optical flow. However, to the best of our knowledge, only RAFT [37] introduced a “warm-starting” strategy when applied to video data among popular frame-based methods. RAFT [37], as well as, E-RAFT [12] directly transports the previous flow field to the current timestep by the flow itself under the assumption of constant linear motion.

The prior from past flow estimate could also be leveraged through the memory of a continuously running recurrent network. Several works [13, 22, 30] have proposed recurrent architectures to predict event-based optical flow at the same high update rate of their RNNs. This prevents the network to accumulate flow over longer timespans and hence would compare unfavorably on public benchmarks such as DSEC [11] whose ground truth rate is only at 10Hz.

3. Methodology

3.1. Problem Formulation

We define the problem of optical flow estimation as the mapping from a sequence of event streams containing triggering timestamp t , pixel location x, y and binary polarity p in a time window: $\{e_i = (t_i, x_i, y_i, p_i)\}$, where $t_i \in [t_{\text{begin}}, t_{\text{end}}]$ to a dense optical flow vector for every pixel: (u, v) , which is the two-dimensional flow defined at time $t = t_{\text{begin}}$. As in [12, 43], we utilize the discretized

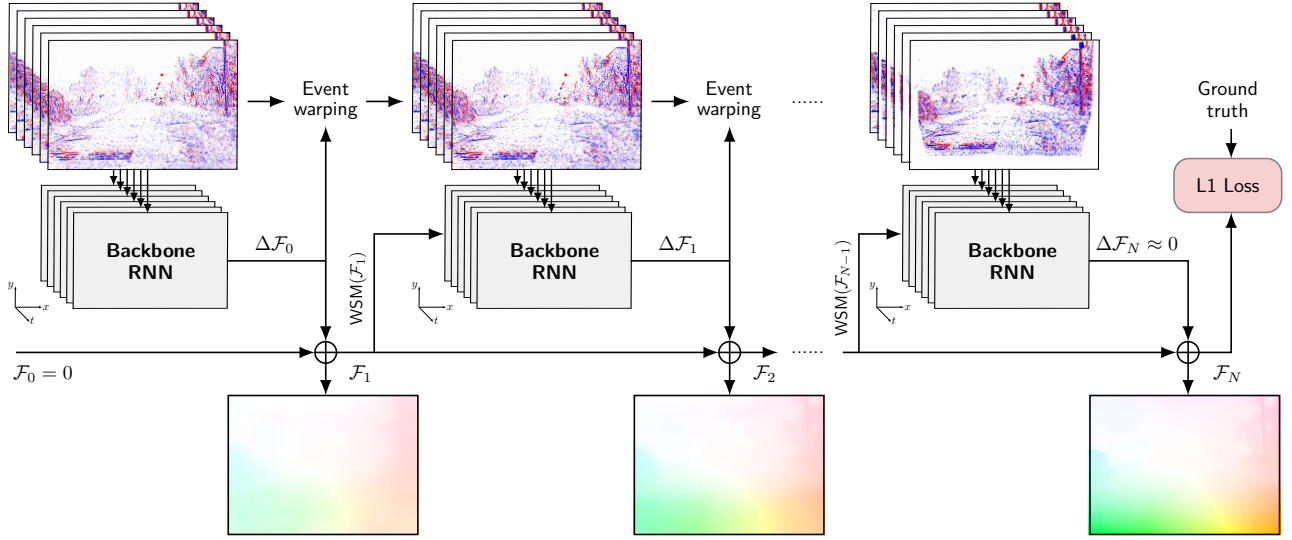


Figure 2. Overall pipeline of IDNet with iterative deblurring scheme (i.e. ID scheme). At the beginning of iterations, a zero flow estimate is initiated. At each iteration, the previous flow estimate is used to deblur events. The deblurred event bins are fed into the RNN sequentially one bin at a time. A residual flow is estimated and used for deblurring in the next iteration. The final flow is the sum of all predicted residual flows throughout iterations. Finally, an L1 loss is enforced between the final flow estimate and ground truth.

event volume as the event representation, which interpolates each event into its two adjacent bins weighted by its timestamp and polarity.

Specifically, we create a representation $\mathcal{E} \in \mathbb{R}^{B \times H \times W}$ with B bins out of the event stream $\{e_i = (t_i, x_i, y_i, p_i)\}$ of interest as follows:

$$t_i^* = (B - 1)(t_i - t_{\text{begin}})/(t_{\text{end}} - t_{\text{begin}}) \quad (1)$$

$$\mathcal{E}(B, x, y) = \sum_{i|x_i=x, y_i=y} p_i \max(0, 1 - |B - t_i^*|) \quad (2)$$

where H, W corresponds to the height and width resolution of the event stream.

3.2. Motion Compensation

As introduced in [9], we utilize the principle of motion compensation as a core step in our processing. Specifically, we use the flow estimate \mathcal{F} to deblur the events to a reference time t_{ref} by changing its pixel coordinate $\mathbf{x}_i = (x_i, y_i)$ in the following way:

$$\mathbf{x}'_i = \mathbf{x}_i + (t_{\text{ref}} - t_i)\mathcal{F}(x_i) \quad (3)$$

Ideally, under the assumption of brightness constancy and linear motion, the ideal flow would cancel out all the motion in the events, leading to a static event representation without any motion. An illustration of the comparison before and after such motion compensation can be seen in Fig. 1. The collapsed view where all bins of the event representation \mathcal{E} are projected onto the same 2D plane reveals

the deblurred events exhibit less motion and moving objects appear static and preserve sharp edges.

3.3. Iterative Deblurring

The main architecture of IDNet under iterative deblurring (ID scheme) is shown in Fig. 2. The backbone of our proposed IDNet is a recurrent neural network which processes the input event bins sequentially one bin at a time. An optical flow field is read out from the state of the RNN once all bins have been passed through it. In this case, we select a ConvGRU as the choice for the recurrent unit.

Next, we introduce iterative deblurring on top of the sequential processing described above. The design here is inspired by the predictive coding scheme in the visual cortex [33], where the belief of the world is iteratively updated and only the error signal, i.e. the difference between the visual input signal and the predicted signal according to the current belief, is sent to the visual cortex for refining belief until equilibrium. We take a similar approach by using motion compensation as the prediction model to iteratively refine the flow from the residual signal.

An overview of the algorithm is presented in Algorithm 1. Specifically, as shown in Fig. 2, we initialize our flow estimate as well as the memory of the backbone RNN to be zero at the beginning ($\mathcal{F}_0 = \mathbf{0}$, $\mathcal{M}_{\text{RNN},0} = 0$). Once the backbone RNN makes a prediction \mathcal{F}_1 of the flow from the raw event bins \mathcal{E}_0 , the event bins are motion-compensated with the optical flow vector $\mathcal{F}_1(x_i)$, resulting in partially deblurred event bins \mathcal{E}_1 . We then start the next

Algorithm 1: Iterative deblurring (ID).

input : Event bins \mathcal{E} containing events in a time window of duration T
Number of deblurring iterations N
output: Optical Flow Prediction \mathcal{F} for the motion during the time window of events

$\mathcal{F}_0 \leftarrow \mathbf{0}, \mathcal{M}_{\text{RNN},0} \leftarrow \mathbf{0}, \mathcal{E}_{\text{deblur},0} \leftarrow \mathcal{E}$
for $i \leftarrow 0; i < N; i++$ **do**
 $\Delta\mathcal{F}_i \leftarrow \text{RNN}(\text{Encoder}(\mathcal{E}_{\text{deblur},i}); \mathcal{M}_{\text{RNN},i})$
 $\mathcal{F}_{i+1} \leftarrow \mathcal{F}_i + \Delta\mathcal{F}_i$
 $\mathcal{M}_{\text{RNN},i+1} \leftarrow \text{WarmStartModule}(\mathcal{F}_{i+1})$
 $\mathcal{E}_{\text{deblur},i+1} \leftarrow \text{Deblur}(\mathcal{E}_{\text{deblur},i}; \Delta\mathcal{F}_i)$
 $\mathcal{F} \leftarrow \mathcal{F}_N$
return \mathcal{F}

iteration of refinement by passing \mathcal{E}_1 into the backbone network for another round of flow prediction.

To harness the recurrency of the RNN, we initialize the memory of our backbone RNN through a warm-starting module (WSM) which consists of feed-forward convolutional layers: $\mathcal{M}_{\text{RNN},1} = \text{WSM}(\mathcal{F}_1)$. This time, we update the previous belief by adding the residual flow $\Delta\mathcal{F}_2$ estimated from \mathcal{E}_1 to the previous belief \mathcal{F}_1 to arrive at the flow estimate at iteration 2: $\mathcal{F}_2 = \mathcal{F}_1 + \Delta\mathcal{F}_2$, from which a new iteration could be started again.

The design choice of using the same RNN (weight sharing) for all the iterations is motivated by the fact that the backbone network is expected to extract any residual motion in the presented event representation, raw or deblurred. Hence, the task (input to output mapping) remains the same for all iterations.

3.4. Iterative Deblurring through Time

We also explore another mode of iterative refinement through the temporal scale. The update schematic is shown in Fig. 1. Instead of deblurring the same events multiple iterations to predict their corresponding flow, we give the network access to a continuous stream of events where at each timestep we deblur the event bins \mathcal{E}^t and pass the deblurred bins $\mathcal{E}_{\text{deblur}}^t$ through the backbone RNN only once. In addition to estimating the optical flow \mathcal{F}^t for the current timestep, we predict an initial flow $\hat{\mathcal{F}}^{t+1}$ for deblurring the event bins \mathcal{E}^{t+1} from the next timestep. This recurrent connection allows the network to refine the flow and compose a finer prior through time. This is evidenced by examples shown in Fig. 3. The key difference between running this pipeline vs simply passing the event bins through the backbone network once, is that: firstly, an informative memory of the backbone RNN is initialized from previous estimates rather than starting from zero, and secondly, the backbone network only processes deblurred event bins which exhibit



Figure 3. Initial flow $\hat{\mathcal{F}}^t$, residual flow $\Delta\mathcal{F}^t$ and final flow \mathcal{F}^t as time progresses and new event bins keeps coming. A trend of increasing quality in \mathcal{F}^t and lowering magnitude in $\Delta\mathcal{F}^t$ can be observed, implying that the flow is iteratively refined through time.

a much smaller motion range compared to raw data. This helps the backbone RNN to use its limited parameters to focus on improving the flow accuracy at a finer scale.

Operational-wise, we utilize the same principle of motion compensating events and warm starting the memory of RNN as before, but introduce an additional module to estimate the initial flow from the following timestep through the state of the backbone RNN. A pseudo code of the algorithm is laid out in Algorithm 2.

Algorithm 2: Temporal iterative deblurring (TID).

input : Event bins \mathcal{E}^t containing events with $\tau \in [t, t + T]$
Initial flow estimate at $\hat{\mathcal{F}}^t$ at time t
output: Optical Flow Prediction \mathcal{F}^t at time t for the motion from $\tau \in [t, t + T]$

$\mathcal{M}_{\text{RNN}}^t \leftarrow \text{WarmStartModule}(\hat{\mathcal{F}}^t)$
 $\mathcal{E}_{\text{deblur}}^t \leftarrow \text{Deblur}(\mathcal{E}^t; \hat{\mathcal{F}}^t)$
 $\Delta\mathcal{F}^t, \hat{\mathcal{F}}^{t+1} \leftarrow \text{RNN}(\text{Encoder}(\mathcal{E}_{\text{deblur}}^t); \mathcal{M}_{\text{RNN}}^t)$
 $\mathcal{F}^t \leftarrow \hat{\mathcal{F}}^t + \Delta\mathcal{F}^t$
return $\mathcal{F}^t, \hat{\mathcal{F}}^{t+1}$

3.5. Network Architecture

We select a single layer of ConvGRU with 64 feature channels as our backbone network. The Encoder network consists of 5 convolutional layers with 2 layers adding a residual connection. Event bins are downsampled to 1/8 of their original size and expanded to 64 channels before being processed by the backbone RNN. The WSM module takes the same architecture as the Encoder network. For details of the architecture of the modules, we refer to the supplementary material.

| | EPE | AE | 1PE | 2PE | 3PE | Model Size | GMAC | Memory Footprint |
|--------------------------------|-------------|-------------|-------------|------------|------------|-------------|------------|------------------|
| EV-FlowNet [41] | 2.32 | 7.90 | 55.4 | 29.8 | 18.6 | 14M | 358 | 120MB |
| E-RAFT [12] | 0.79 | 2.85 | 12.7 | 4.7 | 2.7 | 5.3M | 256 | 156MB |
| E-RAFT w/o Correlation Volume | 1.20 | 3.75 | 27.5 | 11.5 | 6.3 | 4.5M | 208 | <u>40MB</u> |
| Ours (ID, 4 iterations) | <u>0.88</u> | <u>3.21</u> | <u>15.6</u> | <u>5.8</u> | <u>3.2</u> | 0.9M | <u>171</u> | 15MB |
| Ours (TID, 1 iteration) | 0.93 | 3.98 | 19.3 | 6.6 | 3.4 | <u>1.2M</u> | 43 | 15MB |

Table 1. Evaluation on DSEC-Flow dataset with model statistics. The best metric is in bold, while the second best is underlined.

3.6. Loss

For the update scheme of iterative deblurring (ID), we apply L1 loss between the final flow and ground truth:

$$\mathcal{L}_{ID} = \|\mathcal{F}_{gt} - \mathcal{F}_N\|_1 \quad (4)$$

For training temporal iterative deblurring (TID), we take a prediction sequence of length T and enforce an L1 loss on both the intermediate current flows and future flows and weigh them using a geometric series to penalize error more on later iterations, where $\gamma \in (0, 1)$:

$$\mathcal{L}_{TID} = \sum_{t=0}^T \gamma^{T-t} (\|\mathcal{F}_{gt}^t - \mathcal{F}^t\|_1 + \|\mathcal{F}_{gt}^{t+1} - \hat{\mathcal{F}}^{t+1}\|_1) \quad (5)$$

4. Experiments

4.1. Training Details

We train and evaluate our models on the DSEC Optical Flow dataset [11] [12]. We set the number of deblurring iterations N to be 4 for Algorithm 1 and the sequence length $T = 5$ and $\gamma = 0.8$ in Eq. (5). We use an event representation with $B = 15$ bins for every 100 ms of events. We train our models implemented with PyTorch [29] on NVIDIA RTX 3090 and A100 GPUs. We use Adam [21] optimizer with onecycle learning rate scheduler [35] under a maximum learning rate of 1×10^{-4} and a batch size of 3 for training until the validation loss is converged. We apply random cropping to a size of 288 by 384 and 50% probability of horizontal flipping and 10% probability of vertical flipping as data augmentation during training.

4.2. Baselines and Metrics

Here we compare against a U-Net baseline EV-FlowNet [41] as well as the state-of-the-art method E-RAFT [12] on the public benchmark. In addition, to compare our methods against an iteratively refined model without using explicit correlation volume, we train an adapted version of E-RAFT by removing the correlation block from its architecture while keeping everything else intact. The results are presented in Tab. 1. We report five performance metrics as well as three model statistics:

- EPE (Endpoint error): The average of the L2-Norm of the optical flow error vector in pixels.
- AE (Angular error): The average of the angular error of the optical flow vector in degrees.
- nPE (n-pixel outlier percentage): the percentage of pixels with optical flow magnitude error greater than n pixels. n is either 1, 2, or 3.
- Model Size: The number of learnable parameters of the model in millions of parameters.
- GMAC: Number of Giga multiply-and-accumulation operations required for estimating one optical flow during inference. Measured in billions of operations.
- Memory footprint: the minimum amount of working memory required during inference while executing the computation graph of the model.

From Tab. 1, both our ID and TID methods outperform EV-FlowNet and the adapted E-RAFT without correlation volume. In addition, the ID method achieves performance metrics close to E-RAFT with a 10% drop in terms of EPE.

However, our methods achieve such performance with only 20% of the parameter count and 10% of the memory footprint compared to E-RAFT. The significant savings in memory footprint compared to E-RAFT are contributed by not only the smaller network but mainly the unnecessary of storing the all-pair correlation volume required in E-RAFT, which serves as the workhorse behind the performance of the method. To prove that, the adapted E-RAFT without computing correlation volume now has a much smaller memory footprint but the performance has also deteriorated significantly by 50% by the metric of EPE.

While ID achieves better performance, TID is drastically faster by only iterating once. By leveraging the temporal prior, we have managed to retain the quality of prediction while incurring a performance drop of only 6% compared to 4 iterations of ID and 18% compared to the state-of-the-art method E-RAFT, which consumes almost 6 times more compute. Moreover, with E-RAFT, the processing of event bins can only begin after all events under the time window have been accumulated, which incurs large processing latency. Since TID employs per-bin processing and only iterates the event bins once, it is possible to parallelize the



Figure 4. Qualitative results of optical flow predictions on DSEC-Flow with highlighted regions of interest. Images are for visualization purposes only, as the optical flow estimates are based on events. Examples taken from the four test sequences reveal our ID method is close to E-RAFT while outperforming the adapted version of E-RAFT which operates without correlation volume.

processing of bins as events arrive in real-time. In this way, inference latency can be reduced by at least a factor of the number of bins to be processed.

4.3. Qualitative Results

Fig. 4 presents examples of optical flow predictions taken from different test sequences of DSEC-Flow. We observe that our methods are able to recover the details of small and fast-moving objects such as the road poles in the `interlaken_01_a` sequence, which proves to be challenging for the correlation-free E-RAFT. Our methods

are also successful at discerning moving objects which are close to each other shown in the `thun_01_b` sequence, whereas the adapted E-RAFT fails to separate the event streams from the further away pole with the closer pole, leading to a blurry optical flow field in the space between the objects. We also note that adapted E-RAFT consistently leaves a trailing edge for close objects moving out of the view, as shown in the `zurich_city_14_c` sequence, indicating the model is ignorant of the temporal information of event bins which would otherwise be explicitly captured in the correlation volumes.

| | EPE | AE | 1PE | 3PE |
|--------------------------|-------------|-------------|-------------|------------|
| ID 4 iters | 0.88 | 3.21 | 15.6 | 3.2 |
| ID 2 iters | 0.94 | 3.43 | 18.1 | 3.7 |
| ID 1 iter | 1.30 | 4.82 | 33.7 | 6.7 |
| ID 4 iter w/o deblurring | 1.24 | 4.49 | 31.1 | 6.6 |
| ID 4 iters w/o WSM | 1.02 | 4.07 | 20.8 | 4.0 |

Table 2. Ablation study on DSEC-Flow dataset w.r.t the effectiveness of iterative deblurring.

In terms of limitations, our methods produce less sharp motion boundaries compared to E-RAFT, which is where most of the difference in predictions occurs, as shown in the difference map provided in the supplementary material. This does not seem to be caused by the lack of correlation volume since the adapted E-RAFT also preserves sharper motion boundaries. We speculate this is due to our recurrent processing of event bins as the RNN incurs forgetting of information from earlier bins. We also note our methods fail to discern tiny objects undergoing small motion such as the region shown in the `zurich_city_15_a` sequence, as does the adapted E-RAFT without correlation volumes.

In summary, our proposed *IDNet* achieves comparable performance against the state of the art where the majority of the quality degradation occurs at motion boundaries. Our method also outperforms a baseline without correlation volumes, confirming our iteratively deblurring principle as a lightweight yet effective alternative to processing correlation volumes in optical flow estimation.

4.4. Ablation Studies

Iterative refinement and Deblurring We study the impact of introducing iterative deblurring to our model. The results are reported in Tab. 2. For this experiment, we first set the number of deblurring iterations down to 1. By neither performing iterative processing nor deblurring, the performance dropped by 47% on EPE. Then we introduce the recurrency by setting the number of iterations back to 4 but without performing deblurring. That is, the network would take raw event bins instead of the deblurred ones as outlined in Algorithm 1. Still, a 41% decrease in EPE is observed, demonstrating the effectiveness of deblurring as a good inductive bias in our proposed model. Lastly, we remove the warm starting module so that the memory of the backbone RNN would be initialized to zero for all iterations. This time, EPE and AE went up by roughly 16%, revealing the recurrency is better complemented with an informative prior provided to the backbone RNN.

We also study the impact of the number of deblurring iterations on the performance by comparing ID models with $N = 1, 2, 4$ iterations. We observe that iterating twice al-




Figure 5. Comparison of optical flow propagation schemes. The flow prediction made by direct transport from E-RAFT [12] suffers from artifacts due to occlusion while our learning-based approach yields a smooth optical flow field with lower EPE error.

| | EPE | AE |
|----------------------------|------|------|
| TID w/ Direct Transport | 1.25 | 4.60 |
| TID w/ Learning | 0.93 | 3.98 |
| E-RAFT w/ Direct Transport | 0.79 | 2.85 |
| E-RAFT w/ Learning | - | - |

Table 3. Impact of direct vs learned forward propagation schemes on IDNet-TID and E-RAFT.

ready lowers EPE by 27%, while two extra deblurring iterations bring a diminishing further improvement of 5%.

Forward Propagation Methods Previous methods such as E-RAFT [12] use warping to warm start the prediction for the next timestep, which simply transports the optical flow vector estimated from the current timestep by itself to arrive at a coarse estimate for the next timestep. However, we note that even with state-of-the-art flow predictions made by E-RAFT, directly transporting those will lead to artifacts shown in Fig. 5, such as the white regions with zero flow caused by occlusion. Instead, we propose to learn future flow directly as described in Algorithm 2. This approach increases the accuracy of future flow prediction compared to the direct transport method, and when combined with *TID*, gives a significant 25% boost in the performance on DSEC-Flow, as shown in Tab. 3. Interestingly, replacing the direct transport scheme with a learning-based prediction on E-RAFT does not lead to effective training. We speculate this is due to the intended design of its update module to specialize only in predicting the current optical flow.

5. Conclusion

In this work, we propose *IDNet*, a lightweight yet high-performing event-based optical flow method. Our algorithm takes the idea of using correlation for flow estimation, the working element in the state-of-the-art method, and implements it implicitly through iterative deblurring. The resulting model is much smaller in size and alleviates the huge memory footprint of storing correlation volume, while achieving a performance close to the state of the art on the public benchmark. Through ablation studies, we show the effectiveness of iterative deblurring in estimating flow from event-based data and encourage the community to explore such a combination for other architectures and vision tasks.

Acknowledgements

This work was sponsored by the Office of Naval Research (ONR) Global under grant number N629092112014. The views and conclusions contained herein are those of the authors only and should not be interpreted as representing those of the U.S. Government.

References

- [1] Patrick Bardow, Andrew J. Davison, and Stefan Leutenegger. Simultaneous optical flow and intensity estimation from an event camera. In *2016 IEEE Conference on Computer Vision and Pattern Recognition (CVPR)*, pages 884–892, 2016. 3
- [2] Ryad Benosman, Charles Clercq, Xavier Lagorce, Sio-Hoi Ieng, and Chiara Bartolozzi. Event-based visual flow. *IEEE Transactions on Neural Networks and Learning Systems*, 25(2):407–417, 2014. 3
- [3] Ryad Benosman, Sio-Hoi Ieng, Charles Clercq, Chiara Bartolozzi, and Mandyam Srinivasan. Asynchronous frameless event-based optical flow. *Neural Networks*, 27:32–37, 2012. 3
- [4] Christian Brandli, Raphael Berner, Minhao Yang, Shih-Chii Liu, and Tobi Delbruck. A 240×180 130 db 3 μ s latency global shutter spatiotemporal vision sensor. *IEEE Journal of Solid-State Circuits*, 49(10):2333–2341, 2014. 2
- [5] Haiyang Chao, Yu Gu, and Marcello Napolitano. A survey of optical flow techniques for robotics navigation applications. *Journal of Intelligent & Robotic Systems*, 73(1):361–372, 2014. 1
- [6] Ziluo Ding, Rui Zhao, Jiyuan Zhang, Tianxiao Gao, Ruiqin Xiong, Zhaoqi Yu, and Tiejun Huang. Spatio-temporal recurrent networks for event-based optical flow estimation. In *Proceedings of the AAAI Conference on Artificial Intelligence (AAAI)*, volume 36, pages 525–533, 2022. 3
- [7] Alexey Dosovitskiy, Philipp Fischer, Eddy Ilg, Philip Häusser, Caner Hazirbas, Vladimir Golkov, Patrick van der Smagt, Daniel Cremers, and Thomas Brox. FlowNet: Learning optical flow with convolutional networks. In *2015 IEEE International Conference on Computer Vision (ICCV)*, pages 2758–2766, 2015. 1, 2
- [8] G. Gallego, T. Delbruck, G. Orchard, C. Bartolozzi, B. Taba, A. Censi, S. Leutenegger, A. J. Davison, J. Conradt, K. Daniilidis, and D. Scaramuzza. Event-based vision: A survey. *IEEE Transactions on Pattern Analysis and Machine Intelligence*, 44(01):154–180, 1 2022. 1, 2
- [9] Guillermo Gallego, Henri Rebecq, and Davide Scaramuzza. A unifying contrast maximization framework for event cameras, with applications to motion, depth, and optical flow estimation. In *2018 IEEE/CVF Conference on Computer Vision and Pattern Recognition*, pages 3867–3876, 2018. 2, 3, 4
- [10] Daniel Gehrig, Mathias Gehrig, Javier Hidalgo-Carrio, and Davide Scaramuzza. Video to events: Recycling video datasets for event cameras. *2020 IEEE/CVF Conference on Computer Vision and Pattern Recognition (CVPR)*, 6 2020. 3
- [11] Mathias Gehrig, Willem Aarents, Daniel Gehrig, and Davide Scaramuzza. Dsec: A stereo event camera dataset for driving scenarios. *IEEE Robotics and Automation Letters*, 6(3):4947–4954, 2021. 2, 3, 6
- [12] Mathias Gehrig, Mario Millhäusler, Daniel Gehrig, and Davide Scaramuzza. E-raft: Dense optical flow from event cameras. In *International Conference on 3D Vision (3DV)*, 2021. 2, 3, 6, 8
- [13] Jesse Hagenaars, Federico Paredes-Valles, and Guido de Croon. Self-supervised learning of event-based optical flow with spiking neural networks. In M. Ranzato, A. Beygelzimer, Y. Dauphin, P.S. Liang, and J. Wortman Vaughan, editors, *Advances in Neural Information Processing Systems*, volume 34, pages 7167–7179. Curran Associates, Inc., 2021. 3
- [14] Berthold K.P. Horn and Brian G. Schunck. Determining optical flow. *Artificial Intelligence*, 17(1):185–203, 1981. 1, 2
- [15] Liwen Hu, Rui Zhao, Ziluo Ding, Lei Ma, Boxin Shi, Ruiqin Xiong, and Tiejun Huang. Optical flow estimation for spiking camera. *2022 IEEE/CVF Conference on Computer Vision and Pattern Recognition (CVPR)*, 6 2022. 3
- [16] Y Hu, S C Liu, and T Delbruck. v2e: From video frames to realistic DVS events. In *2021 IEEE/CVF Conference on Computer Vision and Pattern Recognition Workshops (CVPRW)*. IEEE, 2021. 3
- [17] Tak-Wai Hui, Xiaoou Tang, and Chen Change Loy. LiteFlowNet: A Lightweight Convolutional Neural Network for Optical Flow Estimation. In *Proceedings of IEEE Conference on Computer Vision and Pattern Recognition (CVPR)*, pages 8981–8989, 2018. 2, 3
- [18] Junhwa Hur and Stefan Roth. Iterative residual refinement for joint optical flow and occlusion estimation. In *2019 IEEE/CVF Conference on Computer Vision and Pattern Recognition (CVPR)*, pages 5747–5756, 2019. 3
- [19] Eddy Ilg, Nikolaus Mayer, Tonmoy Saikia, Margret Keuper, Alexey Dosovitskiy, and Thomas Brox. FlowNet 2.0: Evolution of optical flow estimation with deep networks. *2017 IEEE Conference on Computer Vision and Pattern Recognition (CVPR)*, Jul 2017. 3
- [20] Huaizu Jiang, Deqing Sun, Varan Jampani, Ming-Hsuan Yang, Erik Learned-Miller, and Jan Kautz. Super slo-mo:

- High quality estimation of multiple intermediate frames for video interpolation. *2018 IEEE/CVF Conference on Computer Vision and Pattern Recognition*, 1 2018. 1
- [21] Diederik P. Kingma and Jimmy Ba. Adam: A method for stochastic optimization. In Yoshua Bengio and Yann LeCun, editors, *3rd International Conference on Learning Representations, ICLR 2015, San Diego, CA, USA, May 7-9, 2015, Conference Track Proceedings*, 2015. 6
- [22] Chankyu Lee, Adarsh Kosta, Alex Zihao Zhu, Kenneth Chaney, Kostas Daniilidis, and Kaushik Roy. Spike-flownet: Event-based optical flow estimation with energy-efficient hybrid neural networks. In *European Conference on Computer Vision*, pages 366–382. Springer, 2020. 3
- [23] Zhuoyan Li, Jiawei Shen, and Ruitao Liu. A lightweight network to learn optical flow from event data. In *2020 25th International Conference on Pattern Recognition (ICPR)*, pages 1–7, 2021. 3
- [24] Guo Lu, Xiaoyun Zhang, Wanli Ouyang, Li Chen, Zhiyong Gao, and Dong Xu. An end-to-end learning framework for video compression. *IEEE Transactions on Pattern Analysis and Machine Intelligence*, 43(10):3292–3308, 2021. 1
- [25] Yao Lu, Jack Valmadre, Heng Wang, Juho Kannala, Mehrtash Harandi, and Philip H. S. Torr. Devon: Deformable volume network for learning optical flow. *2020 IEEE Winter Conference on Applications of Computer Vision (WACV)*, Mar 2020. 3
- [26] Bruce D. Lucas and Takeo Kanade. An iterative image registration technique with an application to stereo vision. In *Proceedings of the 7th International Joint Conference on Artificial Intelligence - Volume 2, IJCAI’81*, page 674–679, San Francisco, CA, USA, 1981. Morgan Kaufmann Publishers Inc. 1, 2, 3
- [27] Elias Mueggler, Christian Forster, Nathan Baumli, Guillermo Gallego, and Davide Scaramuzza. Lifetime estimation of events from dynamic vision sensors. In *2015 IEEE International Conference on Robotics and Automation (ICRA)*, pages 4874–4881, 2015. 3
- [28] Federico Paredes-Valles and Guido C. H. E. de Croon. Back to event basics: Self-supervised learning of image reconstruction for event cameras via photometric constancy. In *Proceedings of the IEEE/CVF Conference on Computer Vision and Pattern Recognition (CVPR)*, pages 3446–3455, June 2021. 3
- [29] Adam Paszke, Sam Gross, Francisco Massa, Adam Lerer, James Bradbury, Gregory Chanan, Trevor Killeen, Zeming Lin, Natalia Gimelshein, Luca Antiga, Alban Desmaison, Andreas Köpf, Edward Yang, Zach DeVito, Martin Raison, Alykhan Tejani, Sasank Chilamkurthy, Benoit Steiner, Lu Fang, Junjie Bai, and Soumith Chintala. Pytorch: An imperative style, high-performance deep learning library, 2019. 6
- [30] Wachirawit Ponghiran, Chamika Mihiranga Liyanagedera, and Kaushik Roy. Event-based temporally dense optical flow estimation with sequential neural networks, 2022. 3
- [31] Tong Qin, Peiliang Li, and Shaojie Shen. Vins-mono: A robust and versatile monocular visual-inertial state estimator. *IEEE Transactions on Robotics*, 34(4):1004–1020, 2018. 1
- [32] Anurag Ranjan and Michael J. Black. Optical flow estimation using a spatial pyramid network. In *Proceedings of the IEEE Conference on Computer Vision and Pattern Recognition*, 2017. 2, 3
- [33] Rajesh P. N. Rao and Dana H. Ballard. Predictive coding in the visual cortex: a functional interpretation of some extra-classical receptive-field effects. *Nature Neuroscience*, 2(1):79–87, 1999. 4
- [34] Shintaro Shiba, Yoshimitsu Aoki, and Guillermo Gallego. Secrets of event-based optical flow. In *European Conference on Computer Vision (ECCV)*, 2022. 3
- [35] Leslie N. Smith and Nicholay Topin. Super-convergence: very fast training of neural networks using large learning rates. *Artificial Intelligence and Machine Learning for Multi-Domain Operations Applications*, May 2019. 6
- [36] Deqing Sun, Xiaodong Yang, Ming-Yu Liu, and Jan Kautz. Pwc-net: Cnns for optical flow using pyramid, warping, and cost volume. *2018 IEEE/CVF Conference on Computer Vision and Pattern Recognition*, Jun 2018. 1, 2, 3
- [37] Zachary Teed and Jia Deng. Raft: Recurrent all-pairs field transforms for optical flow. In Andrea Vedaldi, Horst Bischof, Thomas Brox, and Jan-Michael Frahm, editors, *Computer Vision – ECCV 2020*, pages 402–419, Cham, 2020. Springer International Publishing. 1, 2, 3
- [38] Longguang Wang, Yulan Guo, Li Liu, Zaiping Lin, Xinpu Deng, and Wei An. Deep video super-resolution using hr optical flow estimation. *IEEE Transactions on Image Processing*, 29:4323–4336, 2020. 1
- [39] Jian Xiong, Hongliang Li, Qingbo Wu, and Fanman Meng. A fast hevcc inter cu selection method based on pyramid motion divergence. *IEEE Transactions on Multimedia*, 16(2):559–564, 2014. 1
- [40] Chengxi Ye, Anton Mitrokhin, Cornelia Fermüller, James A. Yorke, and Yiannis Aloimonos. Unsupervised learning of dense optical flow, depth and egomotion with event-based sensors. In *2020 IEEE/RSJ International Conference on Intelligent Robots and Systems (IROS)*, pages 5831–5838, 2020. 2, 3
- [41] Alex Zhu, Liangzhe Yuan, Kenneth Chaney, and Kostas Daniilidis. Ev-flownet: Self-supervised optical flow estimation for event-based cameras. *Robotics: Science and Systems XIV*, Jun 2018. 3, 6
- [42] Alex Zihao Zhu, Dinesh Thakur, Tolga Özaslan, Bernd Pfrommer, Vijay Kumar, and Kostas Daniilidis. The multiview stereo event camera dataset: An event camera dataset for 3d perception. *IEEE Robotics and Automation Letters*, 3(3):2032–2039, 2018. 3
- [43] Alex Zihao Zhu, Liangzhe Yuan, Kenneth Chaney, and Kostas Daniilidis. Unsupervised event-based learning of optical flow, depth, and egomotion. *2019 IEEE/CVF Conference on Computer Vision and Pattern Recognition (CVPR)*, 6 2019. 2, 3