

Multi-Objective Search-Based Software Microbenchmark Prioritization

Christoph Laaber, Tao Yue, and Shaukat Ali

Abstract—Ensuring that software performance does not degrade after a code change is paramount. A potential solution, particularly for libraries and frameworks, is regularly executing software microbenchmarks, a performance testing technique similar to (functional) unit tests. This often becomes infeasible due to the extensive runtimes of microbenchmark suites, however. To address that challenge, research has investigated regression testing techniques, such as test case prioritization (TCP), which reorder the execution within a microbenchmark suite to detect larger performance changes sooner. Such techniques are either designed for unit tests and perform sub-par on microbenchmarks or require complex performance models, reducing their potential application drastically. In this paper, we propose a search-based technique based on multi-objective evolutionary algorithms (MOEAs) to improve the current state of microbenchmark prioritization. The technique utilizes three objectives, i.e., coverage to maximize, coverage overlap to minimize, and historical performance change detection to maximize. We find that our technique improves over the best coverage-based, greedy baselines in terms of average percentage of fault-detection on performance (*APFD-P*) and *Top-3* effectiveness by 26 percentage points (pp) and 43 pp (for *Additional*) and 17 pp and 32 pp (for *Total*) to 0.77 and 0.24, respectively. Employing the Indicator-Based Evolutionary Algorithm (*IBEA*) as MOEA leads to the best effectiveness among six MOEAs. Finally, the technique’s runtime overhead is acceptable at 19% of the overall benchmark suite runtime, if we consider the enormous runtimes often spanning multiple hours. The added overhead compared to the greedy baselines is miniscule at 1%. These results mark a step forward for universally applicable performance regression testing techniques.

Index Terms—software microbenchmarking, performance testing, JMH, search-based software engineering, multi-objective optimization, regression testing, test case prioritization



1 INTRODUCTION

Regression testing comprises effective techniques for revealing faults in continuously evolving software systems [37], e.g., as part of continuous integration (CI) [27, 28, 35, 66]. To detect performance faults in, particularly, software libraries and frameworks, microbenchmarks are the predominantly used performance testing technique, similarly to unit tests for functional testing [83]. However, their extensive runtimes inhibit their adoption in CI [42, 55, 58, 83]. Therefore, it is inevitable to employ performance regression testing techniques, such as test case prioritization (TCP), to capture important performance changes as early as possible.

Two extensive surveys on regression testing in CI did not find any technique focusing on performance regression testing, let alone performance test or microbenchmark prioritization [67, 75]. The research efforts on microbenchmarks, nevertheless, has gained attention recently and been so far on empirical studies [63, 82, 83], detecting bad practices [15], studying executions in cloud environments [57], comparing microbenchmarks to application benchmarks [33, 34], assessing results with statistical tests [9, 10], detecting performance changes with functional unit tests [22], statically determining the result stability [59], and improving stability and steady-state performance [58, 85].

Performance regression testing research is scarce, with most works focusing on regression test selection (RTS) for

performance tests using greedy heuristics [17], genetic algorithms [2, 3], and machine learning classifiers [12]. Mostafa et al. [72] are the first to apply TCP to performance tests, introducing a technique based on a complex performance-impact model. Their technique, however, is only suited for collection-intensive software and non-trivial to apply. Laaber et al. [60] perform a large-scale study of traditional, coverage-based, greedy heuristics for TCP techniques applied to microbenchmarks, inspired by TCP on unit tests [26, 69, 80]. However, they find that the studied techniques are not nearly as effective on microbenchmarks as on unit tests.

A promising way forward are search-based techniques, which have been shown to be highly effective for various software engineering optimization problems, such as requirements prioritization [1, 91], test generation [4, 31], and regression test optimization, in particular TCP [6, 21, 29, 43, 64, 70, 77]. Motivated by these successes, in this paper, we propose a search-based technique based on multi-objective evolutionary algorithms (MOEAs) to improve on the current state of microbenchmark prioritization. Inspired by previous research [64, 70], our technique employs three objectives: (1) coverage, (2) coverage overlap among benchmarks, and (3) historical performance change size.

We experimentally evaluate our technique, employing six different MOEAs, on 10 *Java Microbenchmark Harness (JMH)* suites having 1,829 distinct microbenchmarks with 6,460 distinct parameterizations across 161 versions, in terms of (1) effectiveness, as measured by the average percentage of fault-detection on performance (*APFD-P*) and the percentage of benchmarks required to execute to find the 3 largest

• C. Laaber, T. Yue, and S. Ali are with the Simula Research Laboratory, Oslo, Norway
E-mail: {laaber, tao, shaukat}@simula.no

performance changes (*Top-3*); and (2) efficiency, as measured as the runtime overhead of the technique.

The results show, that our technique is most-effective when employing the Indicator-Based Evolutionary Algorithm (*IBEA*) as MOEA, having a median *APFD-P* of 0.77 and *Top-3* of 0.24. Compared to two coverage-based, greedy baselines, i.e., *Additional* and *Total*, our technique performs significantly better by 0.26 (26 percentage points (pp)) and 0.17 (17 pp) *APFD-P* and -0.43 (43 pp) and -0.32 (32 pp) *Top-3*, respectively. We, further, find no evidence that making the TCP technique “change-aware” improves effectiveness, i.e., only considering the coverage and coverage overlap that has changed since the previous version. Finally, our technique adds a median overhead of 1% on top of the greedy baselines and 19% to the overall benchmark suite execution time.

These results provide strong evidence that search-based TCP on microbenchmarks is considerably more effective than greedy baselines at a marginal additional runtime overhead. We are optimistic that our technique and findings are a big step forward toward making continuous performance testing with microbenchmarks, e.g., as part of CI, more feasible.

To summarize, the main contributions of this paper are:

- the first multi-objective approach to prioritize software microbenchmarks (and performance tests in general);
- an experimental study showing the effectiveness and efficiency of the approach compared to greedy baselines;
- an experimental study on the impact of change-awareness on TCP techniques; and
- an experimental study on the effectiveness of six MOEAs.

We provide all data and scripts as part of our replication package [62] and the implementation of our approach as part of *bencher* v0.3.0 available on GitHub [52] and Zenodo [56].

2 SOFTWARE MICROBENCHMARKING WITH *JMH*

Software microbenchmarking is a performance testing technique that can be seen as the equivalent to unit testing for functional testing. A software microbenchmark, microbenchmark or benchmark for short and used thereafter, measures a performance metric, usually runtime or throughput, of small code units, such as statements and methods.

The *Java Microbenchmark Harness (JMH)* is the defacto standard for defining and executing microbenchmarks in Java. The definition is done in source code with special annotations, similar to *JUnit*. Listing 1 shows a simplified example. A benchmark is a method annotated with `@Benchmark` (lines 8–15) that optionally takes parameters as input, i.e., an `Input` object containing an instance variable annotated with `@Param` (lines 9 and 17–21), called the parameterization of a benchmark.

As measuring performance is non-deterministic and multiple factors can influence the measurement, one has to repeatedly execute each benchmark to get reliable results. *JMH* executes each combination of a benchmark method and its parameterization according to a specified configuration, which is set through annotations on class or method level (lines 1–5) or through the command line interface (CLI). Figure 1 visualizes the repeated execution of a benchmark suite. Each (parameterized) benchmark is invoked as often as

```

1  @Fork(3)
2  @Warmup(iterations = 10, time = 1, timeUnit =
   TimeUnit.SECONDS)
3  @Measurement(iterations = 20, time = 1, timeUnit =
   TimeUnit.SECONDS)
4  @BenchmarkMode(Mode.SampleTime)
5  @OutputTimeUnit(TimeUnit.NANOSECONDS)
6  public class ComputationSchedulerPerf {
7
8      @Benchmark
9      public void observeOn(Input input) {
10         LatchedObserver<Integer> o = input.
11         newLatchedObserver();
12         input.observable
13         .observeOn(Schedulers.computation())
14         .subscribe(o);
15         o.latch.await();
16     }
17
18     @State(Scope.Thread)
19     public static class Input extends
20     InputWithIncrementingInteger {
21         @Param({ "1", "1000" })
22         public int size;
23     }

```

Listing 1. Modified *JMH* example from *RxJava*

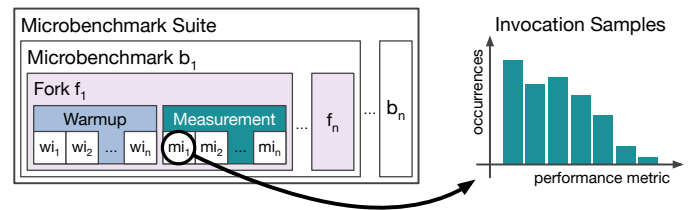


Figure 1. *JMH* Execution

possible for a defined time period (e.g., 1s, configured on lines 2 and 3), called an iteration, and the measured performance metrics are reported. To get reliable results, *JMH* first runs a set of warmup iterations (line 2 and “wi”) to get the system into a steady state, for which the measurements are discarded. After the warmup phase, *JMH* runs a set of measurement iterations (line 3 and “mi”). To deal with non-determinism of the Java Virtual Machine (JVM), *JMH* repeats the sets of warmup and measurement iterations for a number of forks (line 1 and “f”), each in a new JVM instance. The result of a benchmark is then the distribution of all measurement iterations (“mi”) of all forks (“f”). A microbenchmark suite usually contains many benchmarks, which *JMH* executes sequentially.

3 APPROACH

This section outlines our multi-objective, search-based approach for prioritizing benchmarks. It draws inspiration from search-based and multi-objective TCP on unit tests [21, 29, 43, 64, 70] and adapts the objectives based on the findings of greedy TCP on benchmarks [60]. Our approach is implemented in *bencher* v0.3.0 available on GitHub [52] and Zenodo [56].

3.1 Overview

Figure 2 depicts an overview of the approach. Upon a new version, the approach retrieves the source code from a repository. As the first step, it extracts coverage information

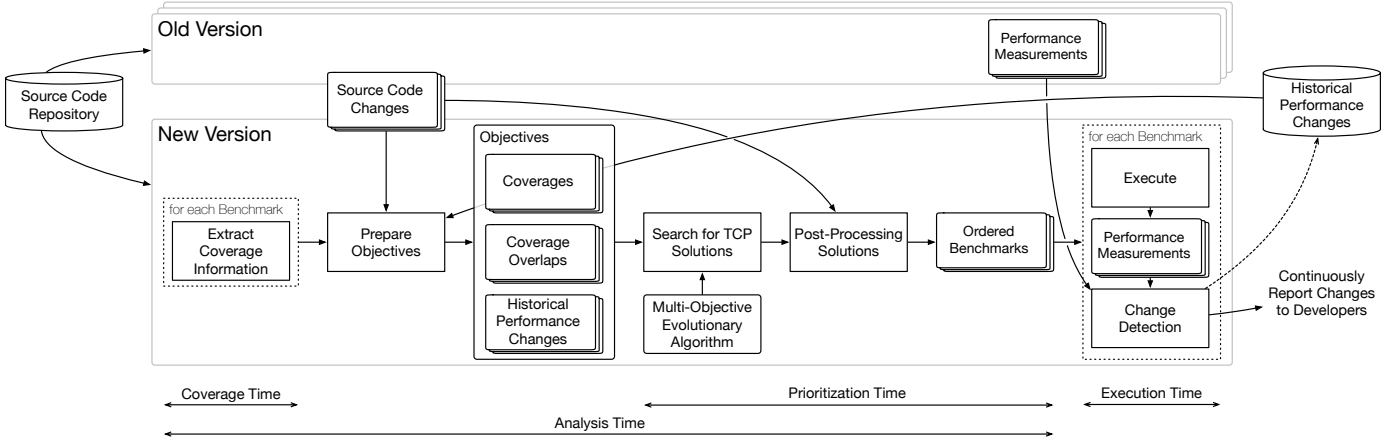


Figure 2. Multi-Objective Search-Based Software Microbenchmark Prioritization Approach

for every benchmark. Note that this is different from TCP on unit tests where coverage information is retrieved during the test execution, and the TCP technique uses the coverage of the old version for ranking the test execution of the new version. This is due to unit tests being usually only executed once. However, benchmarks are executed repeatedly for rigorous measurements, hence our approach can leverage a single execution before the measurement to extract coverage information. Based on the coverage information, historical performance changes, and source code changes (in case the technique implements change-awareness; see Section 4.3.3), a pre-process stage prepares the search objectives. Subsequently, the approach employs a MOEA to find Pareto-optimal [30] TCP rankings, i.e., ordered benchmarks, which are called solutions. A post-processing stage selects one solution from the Pareto front as the benchmark order for execution. In our study, we use the order with the median effectiveness for analysis, but any selection can be implemented. A study of different selection approaches is out of scope of this article. In case of a (different) change-awareness technique (see Section 4.3.3), the post-processing adapts the benchmark order according to the source code changes. Finally, the approach repeatedly executes the benchmarks in the order, measures the performance, and compares the measurements to the old version for change detection. The changes are then reported to the developers and stored for subsequent versions.

3.2 Search Optimization

Solution Encoding. Each TCP solution is encoded as a permutation of integers, where each element corresponds to a benchmark in a suite. Our approach employs the following operators: (1) binary tournament selection, (2) PMX-Crossover, and (3) SWAP mutation. Both the solution encoding and the operators are in line with previous research [21, 29, 70]. The concrete operator parameterization and other MOEA parameters used to evaluate the approach are discussed in Section 4.5.

Multi-Objective Evolutionary Algorithm (MOEA). Our approach can be parameterized with any MOEA that works on integer permutation problems. Section 4.3.2 describes the MOEAs used in our evaluation.

Search Objectives. The ideal search objective would be the actual performance changes (faults) the benchmark suite detects upon a new release. However, the performance changes are only known after the benchmark suite has been executed. The search, consequently, requires metrics, i.e., search objectives, that are good proxies for performance changes, which are available before the suite execution.

Previous research on search-based TCP often relies on coverage metrics [21, 29, 64], such as average percentage element coverage (APEC)¹ where elements are, e.g., blocks, decisions, or statements. Each fitness function evaluation computes APEC which requires $\mathcal{O}(mn)$, where m is the number of elements and n the number of tests, because APEC considers only the additionally covered elements for each test (that are not covered by an already ranked test) [29]. APEC was designed in this way, because research on TCP for unit tests shows that “additional coverage” is a better proxy for fault detection than “total coverage” [68, 69].

This assumption is different for TCP on benchmark; “total coverage” leads to more effective rankings than “additional coverage” [60]. Hence, we refrain from using APEC metrics and maximize objectives that favor “total coverage” instead, defined as average percentage total elements coverage (APTEC) in Eq. (1). APTEC draws inspiration from *APFD-P* (see Section 4.4.1 and Mostafa et al. [72]) similarly to APEC which is based on average percentage of fault-detection (*APFD*) [21, 64].

$$APTEC = \frac{\sum_{b=1}^n \frac{prev(b-1) + elements(b)}{m_{total}}}{n} \quad (1)$$

where m_{total} is the number of total covered elements; n is the number of benchmarks; $prev()$ is the cumulative element coverage until the previous benchmark $b - 1$ in a TCP ranking; and $elements(b)$ is the number of covered elements by benchmark b . Note that m_{total} potentially contains duplicate elements; for example, if two benchmarks cover the same element, this element is counted twice in m_{total} . As a consequence, APTEC only requires $\mathcal{O}(n)$ to compute instead of $\mathcal{O}(mn)$ for APEC, because we can use memoization for calls to $prev$ as their result for

1. We refer to Li et al. [64] for details

different benchmarks are independent of each other. That is, $prev(b) = prev(b - 1) + elements(b)$, where $prev(0) = 0$. What constitutes an element depends on the specific search objective.

Our approach defines three objectives based on APTEC:

Coverage (maximize): This objective is akin to code coverage objectives in search-based TCP on unit tests [64], however, using APTEC that focuses on “total coverage.” The idea is that benchmarks that cover more code elements are more likely to expose performance changes. While Laaber et al. [60] show that TCP that solely relies on code coverage is only slightly more effective than a random prioritization and code coverage has only a low correlation with the performance change size, coverage is still one factor that can be used as a proxy for performance changes. Coverage maximizes the total number of code elements covered by a benchmark b , as returned by $elements(b)$.

Coverage Overlap (minimize): Due to APTEC and Coverage relying on “total coverage” and, therefore, TCP techniques rank benchmarks that cover the same code elements close to each other, our approach employs a second objective that minimizes the coverage overlap among benchmarks. That is, the average percentage of overlapping code elements among all ranked benchmarks is as small as possible and, consequently, coverage diversity among early-ranked benchmarks is maximized. This objective is inspired by the findings of Laaber et al. [60], who show that TCP techniques (on benchmarks) that generate rankings with smaller coverage overlap among early-ranked benchmarks are more effective. The combination of the objectives Coverage and Coverage Overlap aims at providing a similar objective as APEC but at a considerably lower computational cost. For Coverage Overlap, $elements(b)$ returns the average overlap between a benchmark b and all other benchmarks in the suite.

Historical Performance Change (maximize): The third objective of our approach maximizes the historically-detected performance change size of early-ranked benchmarks. The idea is that benchmarks that have previously detected large performance changes are more likely to detect performance changes in the future and, hence, should be ranked earlier. This is similar to search-based TCP on unit tests, which introduces “Fault History Coverage” as an objective [29]. For this objective, $elements(b)$ returns the average performance change size of benchmark b across all previous versions.

Note that we neither employ delta coverage nor benchmark execution cost as search objectives. Preliminary experiments have shown that delta coverage does not lead to more effective prioritizations in our setting. We do not consider benchmark cost, i.e., the time it takes to execute each benchmark, because this time is approximately the same for all benchmarks when using a unified execution configuration (number of repetitions).

4 EXPERIMENTAL STUDY

We conduct a laboratory experiment, following the nomenclature of Stol and Fitzgerald [84], to study the effectiveness and efficiency of the proposed approach.

4.1 Research Questions

Our evaluation answers the following research questions (RQs), to show the improvement of prioritizing microbenchmarks with the multi-objective search-based technique. The RQs revolve around two main aspects: technique effectiveness and efficiency. RQ 1 addresses the effectiveness of our approach. As part of it, we first investigate different MOEAs in RQ 1a to find the most effective search algorithm, which we subsequently compare with coverage-based greedy baselines in RQ 1b. In RQ 1c, the evaluation assesses how two source code change-aware techniques perform compared to the non-change-aware technique from the previous research questions to assess the impact of changes on prioritization effectiveness. Finally, RQ 2 studies the runtime overhead that the technique imposes compared to the greedy baselines, which shows the technique’s practical feasibility.

RQ 1 How effective is multi-objective search-based TCP for microbenchmarks?

RQ 1a Which multi-objective evolutionary algorithm is most effective?

RQ 1b How does the technique compare to greedy baselines?

RQ 1c How does change-awareness impact effectiveness?

RQ 2 How efficient is multi-objective search-based TCP for microbenchmarks?

4.2 Dataset

To perform our experimental evaluation, we require executions of (1) dedicated benchmarks (but not unit tests utilized as performance tests, because their execution is not rigorous with respect to performance testing and benchmarking best practice [32]); (2) full benchmark suites, as TCP is defined by executing a full test suite in a certain order [80, 81]; (3) multiple versions of the same project to perform regression testing; and (4) multiple projects to improve external validity. In addition, a rigorous performance evaluation demands high standards and compliance with the performance engineering best practice to reduce internal validity threats [32, 71].

To the best of our knowledge, there is only one dataset that adheres to these criteria, which is by Laaber et al. [60, 61] and was specifically created for TCP on benchmarks. The dataset includes (1) *JMH* benchmark suite executions, (2) dynamic coverage information for these benchmarks, and (3) coverage-based greedy baselines for TCP on benchmarks.

Although there are a few papers on performance testing on the unit level (e.g., microbenchmarks) and performance regression testing (e.g., Chen and Shang [11], Chen et al. [12], de Oliveira et al. [17], Mostafa et al. [72], Traini et al. [86]), there is no other dataset that fits the above-mentioned criteria. Hence, we select the dataset of Laaber et al. [60, 61] for our experimental evaluation. The following subsections

Table 1
Study objects from the dataset [60]

Project	Versions	Benchmarks		Runtime [h]	
		mean	stdev	mean	stdev
<i>Byte Buddy</i>	31	30.74	± 8	0.26	± 0.07
<i>Eclipse Collections</i>	10	2,371.40	± 13	38.45	± 0.12
<i>JCTools</i>	11	126.91	± 52	1.15	± 0.48
<i>Jenetics</i>	21	49.24	± 6	0.42	± 0.05
<i>Log4j 2</i>	15	309.53	± 162	2.71	± 1.40
<i>Netty</i>	10	746.50	± 522	6.56	± 4.63
<i>Okio</i>	11	181.64	± 20	1.56	± 0.17
<i>RxJava</i>	19	842.63	± 228	7.81	± 2.11
<i>Xodus</i>	11	67.00	± 10	1.33	± 0.10
<i>Zipkin</i>	22	55.18	± 11	0.48	± 0.10

provide a brief introduction to it, and one can refer to Laaber et al. [60] for more details.

4.2.1 Study Objects

The dataset consists of 10 open-source software (OSS) (Java projects) hosted on GitHub, which contain *JMH* benchmark suites. The projects have 59,164 benchmarks in total and 6,460 distinct benchmarks across 161 versions. Distinct benchmarks are counted once across all versions they occur in. In the context of this paper, we consider a benchmark to be the instantiation of a *JMH* benchmark method (annotated with @Benchmark) with a concrete parameterization (using *JMH* parameters annotated with @Param). Table 1 provides an overview of these projects. The columns “Benchmarks” and “Runtime” show the arithmetic mean and standard deviation across the versions of each project, as different versions potentially have a different number of benchmarks and, therefore, varying runtimes.

4.2.2 Benchmark Executions and Performance Changes

All benchmarks were executed in a controlled environment for a pre-defined number of repetitions, following the performance engineering best practice [32, 71]. Laaber et al. [60] used a unified configuration for all the benchmarks, i.e., 10 warmup iterations and 20 measurement iterations of 1s each. In addition, they executed the full suites for 3 trials (note that a trial is different from a *JMH* fork, in that it is executed at different points in time and not back-to-back), leading to a total runtime for all the projects, versions, and repetitions of approximately 89 days.

Based on the executions, the performance changes are computed between adjacent versions with a Monte-Carlo technique to estimate the confidence intervals of the ratio of means. The technique is based on Kalibera and Jones [47, 48] and employs bootstrap [16] with hierarchical random resampling with replacement [78] on three levels, i.e., trial, iteration, and benchmark invocation. It uses 10,000 bootstrap iterations [41] and a confidence level of 99%. For this, they used the *pa* tool available on GitHub [53] and Zenodo [54].

The performance changes serve two purposes: (1) they are one of the three objectives (median across previous versions) and (2) they are used to calculate the effectiveness of the search-based technique (in the current version).

4.2.3 Coverage Information and TCP Baselines

The dataset also provides the necessary coverage information for the search-based technique (two of the three objectives) as well as the baselines to compare against (RQ 1b). Dynamic coverage information is extracted per benchmark and version with *JaCoCo*², by executing a benchmark once (using *JMH*’s single-shot mode) and injecting the *JaCoCo* agent. Based on these coverages, Laaber et al. [60] studied traditional, coverage-based, greedy TCP techniques from unit testing research [80, 81], in particular *Total* and *Additional*, which we use as baselines.

4.3 Independent Variables

Our experiment investigates three independent variables: (1) the prioritization strategies, (2) the MOEAs employed in the search-based technique, and (3) the change-awareness of the technique, which are described below in detail.

4.3.1 Prioritization Strategy

The three different prioritization strategies under study are:

- (1) the coverage-based, greedy *Total* strategy, which ranks the benchmarks in a suite, based on their total number of covered units, from the one with the most to the one with the least;
- (2) the coverage-based, greedy *Additional* strategy, which ranks the benchmarks, based on the number of covered units that have not yet been considered for prioritization by previously ranked benchmarks; and
- (3) the multi-objective, search-based strategy described in Section 3.

All the three strategies rely on coverage information; the two greedy strategies solely build on coverage, the search-based strategy encodes coverage in two of its three objectives, i.e., coverage and coverage overlap. We use dynamic coverage at the method granularity in our experiment, that is, the coverage information contains the methods called by a benchmark, which is in line with the granularity used in Laaber et al. [60].

Both the greedy strategies have their roots in unit testing research [80, 81], are the standard coverage-based techniques with good effectiveness [36, 69], and were recently adapted for benchmarks [60, 72]. Our experiment parameterizes *Total* and *Additional* with a benchmark granularity for both the prioritization strategy and the coverage extraction on the parameter level, which has been shown to be optimal (see Laaber et al. [60] for details). The parameterization of the search-based strategy is mostly concerned with the employed MOEA, which is a distinct independent variable of our experiment that the next section describes.

4.3.2 Multi-Objective Evolutionary Algorithms (MOEAs)

Our experiment investigates six different MOEAs:

- (1) Indicator-Based Evolutionary Algorithm (*IBEA*) [92] using the hypervolume [7],
- (2) Multi-Objective Cellular Genetic Algorithm (*MO-Cell*) [73],
- (3) Non-Dominated Sorting Genetic Algorithm II (*NS-GAII*) [19],

2. <https://www.jacoco.org/jacoco/>

- (4) Non-Dominated Sorting Genetic Algorithm III (NS-GAIII) [18],
- (5) Pareto Archived Evolution Strategy (PAES) [50], and
- (6) Strength Pareto Evolutionary Algorithm 2 (SPEA2) [49, 93].

We select these six to cover a wide range of algorithms, which have also been used in previous multi-objective test optimization research [21, 29, 77, 89] and are supported by *jMetal* [24, 25, 74] for integer permutation problems. Our experiment uses the same parameter settings across the MOEAs where possible to facilitate a fair comparison, which are also in-line with previous research on multi-objective TCP [21, 29, 43, 65, 70]. The parameters of our experiment are set to:

- population size: 250;
- selection: binary tournament selection;
- crossover: PMX-Crossover with a probability $p_c = 0.9$;
- mutation: SWAP-Mutation with a probability $p_m = 1/n$, where n is the number of benchmarks to prioritize;
- maximum number of generations: 100; and
- maximum evaluations: 25,000.

Archive-based MOEAs, i.e., *IBEA* and *PAES*, use an archive size of 500 (twice the population size) [29]. *MOCeII* requires a population size that is the power of 2 of an integer; hence, we set *MOCeII*'s population size to 256, which is the closest to the population size of the other MOEAs, i.e., 250.

4.3.3 Change-Awareness

This independent variable studies whether “change-awareness” of the search-based technique improves its effectiveness. That is, does the technique perform better if it considers the code that has changed since the last version in a dedicated way? This independent variable is inspired by Mostafa et al. [72], who studied change-aware techniques for TCP on benchmarks; and research on multi-objective, search-based TCP on unit tests, which considers “delta coverage” as an objective of the optimization [29]. For this, we consider three scenarios:

- (1) Non-Change-Aware (*nca*): the technique uses the full coverage information of the current version to encode the coverage and coverage overlap search objectives.
- (2) Change-Aware Coverage (*cac*): the technique relies only on coverage information that has changed since the last version, i.e., retains only changed methods and filters unchanged methods, for the coverage and coverage overlap objectives.
- (3) Change-Aware Ranking (*car*): the technique uses the full coverage information (as for *nca*) to prioritize and thereafter groups benchmarks that cover a changed method before benchmarks that do not cover any changed method, while retaining the initial order.

Note that we do not consider changed coverage (delta coverage) as an own, forth objective, as it performed considerably worse than our three-objective search approach in our preliminary experiments.

4.4 Dependent Variables

The dependent variables of our experiment involves a set of effectiveness and efficiency metrics. It comprises two

effectiveness variables, i.e., the average percentage of fault-detection on performance (*APFD-P*) and *Top-N* percentile, to answer RQ 1 and its sub-questions; and two efficiency variables, i.e., the prioritization and analysis (total) runtime overhead of the technique, to answer RQ 2. They all have been introduced and used in previous research on TCP for benchmarks [60, 72].

4.4.1 Effectiveness

The effectiveness measures rely on the performance changes that the benchmarks of a suite detect between two adjacent versions. We rely on the measurements and computed changes (see Section 4.2.2) from Laaber et al. [60]. The changes are central to both effectiveness dependent variables. A change is the relative runtime difference between two versions.³ Our study does not distinguish between the two possible directions of a change, i.e., performance regression (slowdown) or improvement (speedup), but only considers these as a change of a certain size. This is in line with both previous works on TCP for benchmarks [60, 72]. Let us assume that the function *change* returns the change of a benchmark between two adjacent versions as percentage. *change* is defined as $change : B \mapsto \mathbb{Z}^{0+}$, where B is the set of benchmarks in a suite.

APFD-P. The average percentage of fault-detection on performance (*APFD-P*) is an adaptation of the widely-used *APFD* [80] from unit testing research. *APFD* is inapplicable for benchmarks, as benchmarks have a continuous output (i.e., different fault severities; see *change*) as opposed to a discrete one (pass or fail) for unit tests, hence the adaptation by Mostafa et al. [72]. *APFD-P* is an area under the curve (AUC) metric to assess the fault-detection capabilities of a TCP technique, which assigns a value between 0 and 1 to a concrete ranking of a benchmark suite, where 0 is the worst and 1 the optimal ranking. A technique that ranks benchmarks with larger changes higher than benchmarks with smaller changes is considered better than a technique that ranks benchmarks with larger changes lower. Equation (2) defines *APFD-P*.

$$APFD-P = \frac{\sum_{x=1}^n \frac{detected(x)}{c}}{n} \quad (2)$$

where n is the benchmark suite size; c is the sum of the performance changes of all benchmarks; *detected*(x) returns the cumulative performance change of the first x benchmarks, as defined in Eq. (3).

$$detected(x) = \sum_{i=1}^x change(i) \quad (3)$$

where *change*(i) is the performance change of the i^{th} benchmark in a TCP ranking.

Top-N. *Top-N* is a dependent variable that provides a more intuitive assessment of effectiveness than *APFD-P*. Whereas *APFD-P* assesses the effectiveness of detecting larger performance changes sooner of *all* benchmarks in a suite, *Top-N* is defined as the percentage, from 0% to 100%, of a

3. The change is based on the bootstrapped confidence interval of the mean difference and not just the mean difference; we refer to Laaber et al. [60] for details.

benchmark suite that must be executed to catch the n -largest changes. A technique producing a ranking with a lower $Top-N$ value is better than a technique with a higher $Top-N$ value. In our experiment, we set $n = 3$, following Mostafa et al. [72] and Laaber et al. [60], which is denoted as $Top-3$.

4.4.2 Efficiency

While a technique can be highly effective, only if it is also reasonably efficient, i.e., it has an acceptable overhead and, therefore, is feasible to be used in practice. Hence, our experiment evaluates the technique’s efficiency with two dependent variables for efficiency in RQ 2. Both concern the technique’s runtime overhead imposed on the overall benchmarking time:

- (1) Prioritization time is the time required to run a prioritization strategy, i.e., the algorithm that computes the TCP ranking with all necessary inputs already available.
- (2) Analysis time is the total time necessary to prioritize a benchmark suite, including the extraction of all necessary information (in our case the coverage information and the historically-detected performance changes) and the prioritization time.

Both times are studied as overhead (in percentage) of the benchmark suite runtimes (see Table 1), which is required for comparability among the different projects. The overhead of *Additional* and *Total* (this experiment’s baselines) is dominated by the time to extract the coverage information [60]. As the main goal of this paper is to evaluate the search-based technique, we are primarily interested in whether the MOEAs introduce a significantly higher runtime overhead compared to the greedy baselines. Note that we neither study the coverage extraction time, as all the techniques rely on the same coverage and, hence, its time is constant, nor the time to extract the historically-detected changes, as these are available from previous versions and not required to be computed online at the time of prioritization.

4.5 Experiment Setup

The experiment setup is mostly concerned with aspects related to uncertain factors affecting the effectiveness and efficiency results: (1) stochastic nature of the search-based technique; (2) effectiveness and efficiency variances among the MOEA solutions in a Pareto front; (3) variance in the performance measurements of the overhead; and (4) the execution environment.

Stochastic Technique. To deal with the stochastic nature of the search-based technique, we follow recommended practice [5] and previous research on multi-objective TCP [21, 29, 65, 70], and repeatedly execute each prioritization 30 times, i.e., for each project, version, and MOEA. These repeated executions are called “repetitions” in the remainder of the paper. The effectiveness calculations and results, unless otherwise specified, rely on all the repetitions for analyses.

Result Variances in a Pareto Front. Regarding the variances within each Pareto front (for each project, version, MOEA, and repetition), we select the solution with the median effectiveness for analysis, as similarly done by previous research on multi-objective TCP which select a single solution for analysis [21, 29, 70]. Different selection strategies, such as choosing the solution at a knee point [8], are arguably less

applicable in our context where the objectives are just proxies for the context-dependent effectiveness (i.e., *APFD-P* and $Top-3$) of TCP; at least, it is unknown which selection strategy is best for TCP (on benchmarks), and we consider such an investigation out-of-scope of this paper. The efficiency analysis, however, retains the measurements of all solutions, because with increased number of performance measurements rises the confidence that the results are representative [32, 57, 71].

Performance Measurement Variances. Rigorously executing performance measurements is crucial to the validity of the results [32, 71], as confounding factors can have a drastic impact. There are two basic principles to ensure reliable measurements: (1) sufficient numbers of repetitions and (2) a controlled execution environment. This paper assesses the overhead with respect to the full benchmark suite, which is in the order of minutes and hours (see Table 1). Hence, minor measurement inaccuracies are permissible, as they will not change the overall results. Best practice suggests 30 repeated measurements for every distinct measurement scenario, in our case combination of projects, versions, and MOEAs. The 30 repetitions introduced to tackle the MOEAs’s stochasticity are reused for the performance measurements, i.e., one measurement per repetition.

Execution Environment. The second aspect to ensure reliable measurements is a controlled execution environment. Due to the dimension of the runtimes, it is acceptable to use a slightly less-controlled environment, as the outcome of the results will not be impacted. Hence, we refrain from employing a tightly controlled bare-metal environment and use a high-performance computing (HPC) cluster instead, because such a cluster allows for parallelization which keeps the end-to-end experiment runtime lower. We use the Experimental Infrastructure for Exploration of Exascale Computing (eX³) cluster⁴ hosted at the first author’s institution, which uses Slurm 20.02.7 as its cluster management software. The experiment executes the measurements on nodes of the same type (using the *defq* partition of eX³), with 30 central processing unit (CPU) cores assigned to and a single CPU exclusively reserved for the measurement process. The nodes have AMD EPYC 7601 32-core processors, run Ubuntu 18.04.1, and have 2 TB total memory shared for all CPUs. The experiments were conducted in the first half of 2022.

4.6 Statistical Analyses

To ensure valid conclusions are drawn from the results, we employ statistical tests, in particular hypothesis testing in combination with effect size measures, to compare different observations. An observation in our context can be for example a single *APFD-P* value of a project, in a version, using one MOEA, for a single repetition. Depending on the analysis and the RQ, the compared set of observations changes, however the statistical tests remain the same. We follow the best practice for evaluating search-based algorithms [5].

We use the non-parametric Kurskal-Wallis H [51] test to compare multiple sets of observations. The null hypothesis H_0 states that the different distributions’ medians are the same, and the alternative hypothesis H_1 is that they are different. If H_0 can be rejected, we apply Dunn’s post-

4. <https://www.ex3.simula.no/>

hoc test [23] to identify which pairs of observations are statistically different.

In addition, we report the effect size using Vargha-Delaney \hat{A}_{12} [87] to characterize the magnitude of the difference. Two groups of observations are the same if $\hat{A}_{12} = 0.5$. If $\hat{A}_{12} > 0.5$, the first group is larger than the second, otherwise if $\hat{A}_{12} < 0.5$. The magnitude values are divided into four nominal categories, which rely on the scaled \hat{A}_{12} defined as $\hat{A}_{12}^{scaled} = (\hat{A}_{12} - 0.5) * 2$ [40]: “negligible” ($|\hat{A}_{12}^{scaled}| < 0.147$), “small” ($0.147 \leq |\hat{A}_{12}^{scaled}| < 0.33$), “medium” ($0.33 \leq |\hat{A}_{12}^{scaled}| < 0.474$), and “large” ($|\hat{A}_{12}^{scaled}| \geq 0.474$).

All results are considered statistically significant at significance level $\alpha = 0.01$ and with a non-negligible effect size. We adjust p -values with the Bonferroni correction where multiple comparisons are performed.

4.7 Threats to Validity

Construct Validity. We rely on *APFD-P* and *Top-3* as metrics for TCP effectiveness. Both of them build on the performance change size as a measure for the benchmark importance. Different metrics and different measures are likely to impact the results and conclusions of this study. Nevertheless, recent studies in performance regression testing have relied on the performance change size, and these metrics for TCP [13, 17, 60, 72]. The procedure to statistically compute the performance change size is defined in and reused from Laaber et al. [60]. Consequently, this paper suffers from the same validity threats as theirs in this regard.

Internal Validity. The major threats to internal validity are concerned with result uncertainties of our experiment. In particular, uncertainty introduced by the stochastic nature of the MOEAs. To address this threat, we repeatedly execute the algorithms, following the best practice in search-based software engineering [5]. We also chose the relevant statistical tests and the effect size measure by following the same best practice reported in [5]. The other source of uncertainty stems from the measurement inaccuracies of the runtime overhead. We try to mitigate this by executing on dedicated HPC nodes and repeated runtime measurements, following the performance engineering best practice [32]. Another internal validity threat is related to the MOEAs hyperparameters. Different hyperparameters might lead to different conclusions. We followed previous research in search-based TCP [21] and used a unified configuration for all the six MOEAs.

External Validity. The generalizability of our results is concerned with the number of datasets used, and consequently with the projects, versions, and benchmarks. We rely on a single dataset from Laaber et al. [60], which is, to the best of our knowledge, the only one that fits a study as ours, and we cannot claim generalizability beyond it. All the projects were written in Java and use *JMH* benchmarks. Our results do not generalize to projects written in other languages and with other benchmarking frameworks. The same limitation applies to other types of performance tests, such as application-level load and stress tests [45], and macro- and application-benchmarks [14, 33]. Finally, the results depend on performance changes executed in controlled, bare-metal environments; hence, they are not generalizable to

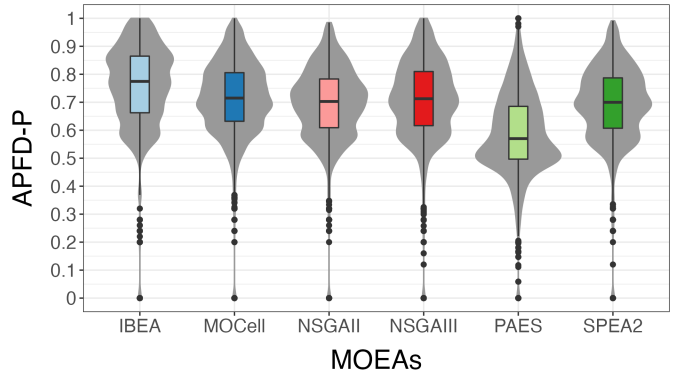


Figure 3. *APFD-P* effectiveness for MOEAs across all the projects, versions, and repetitions

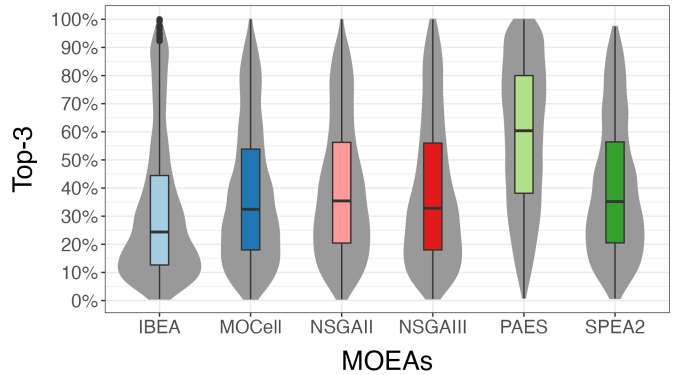


Figure 4. *Top-3* effectiveness for MOEAs across all the projects, versions, and repetitions

TCP effectiveness assessed based on changes observed in less-controlled environments, such as the cloud.

5 RESULTS AND ANALYSES

This section describes the effectiveness and efficiency (dependent variables) of multi-objective search-based TCP on benchmarks and answers the study’s RQs.

5.1 RQ 1: Effectiveness

This section explores different MOEAs in Section 5.1.1, compares the best MOEA to the two greedy baselines, i.e., *Additional* and *Total*, in Section 5.1.2, and assesses the impact of change-awareness; all with respect to the technique effectiveness.

5.1.1 RQ 1a: Effectiveness of Different MOEAs

This section first compares the effectiveness achieved by the six MOEAs for both dependent variables, i.e., *APFD-P* and *Top-3*, across all the projects and versions; then investigates the differences for each project.

Overall. Figure 3 depicts box and bean plots of all *APFD-P* values; one per project, version, and repetition; on the y-axis (higher is better) for each MOEA on the x-axis. We observe that the MOEA choice has a considerable impact on *APFD-P* and, consequently, technique effectiveness. *IBEA* has the highest median *APFD-P* at 0.77. Similarly, *IBEA* also

leads to the lowest (lower is better) median *Top-3* at 0.24 among the MOEAs, as depicted in Fig. 4.

Table 2 compares *IBEA* to the other MOEAs pair-wise with the statistical tests from Section 4.6. We observe that *IBEA* performs significantly better than the five other MOEAs with four small and one large effect sizes. The median *APFD-P* values of *IBEA* improve by between 0.06 compared to *MOCeII* and *NSGAIII* (absolute 0.71) and 0.20 compared to *PAES* (absolute 0.57). The *Top-3* results exhibit a similar situation; *IBEA* outperforms the five other MOEAs significantly, with the same effect sizes as for *APFD-P*. The median *Top-3* values decrease by between 0.08 compared to *MOCeII* and *NSGAIII* (absolute 0.32) and 0.36 compared to *PAES* (absolute 0.60).

Per Project. Figure 5 depicts the pair-wise comparisons of the MOEAs per project with the statistical tests from Section 4.6. For each MOEA (on the x-axis), the figure shows a stacked bar of how often it is “better” (in purple on top), “equal” (in white in the middle), or “worse” (in orange on the bottom) than each of the other five MOEAs (on the y-axis).

In terms of *APFD-P*, we observe that *IBEA* is better than all other MOEAs for six of the ten projects, i.e., *Byte Buddy*, *JCTools*, *Jenetics*, *Log4j 2*, *Xodus*, and *Zipkin*. The second most-effective MOEA is *MOCeII*, which is better than all other MOEAs for *Eclipse Collections* and better than four and equal to one for *RxJava*. It is also worth mentioning that *IBEA* is always better or at least equal for all projects except for *Eclipse Collections*, where it is worse than *MOCeII*. This shows that *IBEA* is not only the best choice overall but also for almost all projects, when considering *APFD-P* as effectiveness metric.

In terms of *Top-3*, *IBEA* does not equally dominate, but we can observe similar tendencies. *IBEA* performs better than all other MOEAs for five of the ten projects, i.e., *JCTools*, *Jenetics*, *Log4j 2*, *Xodus*, and *Zipkin*. For *Top-3*, however, it is always better or equal for all projects, making it an ideal choice overall.

Summary RQ 1a: *IBEA* significantly outperforms the other five MOEAs overall and is (almost always) better or equal to all the other MOEAs for each project, when considering both effectiveness metrics *APFD-P* and *Top-3*.

5.1.2 RQ 1b: Comparison to Baselines

This section compares the multi-objective, search-based technique to the two greedy baselines *Additional* and *Total*. For brevity, we only investigate the technique parameterized with *IBEA*, as RQ 1a in Section 5.1.1 shows its superiority over the other MOEAs. In the following, we use *IBEA* synonymously with the search-based technique employing *IBEA*. Table 3 depicts the comparisons of *IBEA* to both baselines, for both effectiveness metrics, per project and overall.

Overall. *IBEA* significantly outperforms both baselines with large effect sizes. It exhibits a higher median *APFD-P* by 0.26 and 0.17 than *Additional* and *Total*, respectively. The better median *Top-3* effectiveness is even more pronounced with a decrease by 0.43 and 0.32, which corresponds to 43% and 32% of the full benchmark suite less to execute to find the three largest performance changes.

Per Project. In terms of *APFD-P*, *IBEA* significantly outperforms *Additional* for nine projects, all with large effect size. Only for *Eclipse Collections* it is not better (but also not worse). Compared to *Total*, *IBEA* performs significantly better than eight projects, again all with large effect size. Just for *Eclipse Collections* and *RxJava* it is not better (but again also not worse).

In terms of *Top-3*, *IBEA* is significantly better than *Additional* for seven projects, all with large effect size. It is also for seven projects significantly better than *Total*, five with large and two with medium effect size.

Although *IBEA* does not always outperform *Additional* and *Total*, it does so for the majority of the projects and is equal to the baselines for the remaining ones, when considering both *APFD-P* and *Top-3*. This indicates that *IBEA* should always be considered over the greedy baselines.

Summary RQ 1b: The search-based technique with *IBEA* is significantly better overall and either better or equal for each project than the greedy baselines, when considering both *APFD-P* and *Top-3*.

5.1.3 RQ 1c: Impact of Change-Awareness

This section investigates whether the search-based technique performs better, when incorporating change-awareness, that is, encoding the source code changes (often called “diff”) into the two coverage objectives. Previous sections are based on the non-change-aware (*nca*) technique. Here, we compare *nca* with the two change-aware techniques change-aware coverage (*cac*) and change-aware ranking (*car*). Table 4 depicts the pair-wise statistical tests for both *APFD-P* and *Top-3*.

Overall. Contrary to intuition, i.e., a change-aware technique performs better, change-awareness *does not* improve TCP effectiveness, neither for *APFD-P* nor for *Top-3*. In terms of *Top-3*, we see neither an increase nor a decrease between *nca* and both *cac* and *car*. Interestingly, *nca* performs significantly better than *car* and equally to *cac*, when considering *APFD-P*. These results suggest that *nca* is the best choice overall, and technique designers do not have to implement a change-aware technique.

Per Project. Similar to the overall results, change-awareness has mostly no impact on *APFD-P* effectiveness, i.e., for seven and six projects *nca* performs equally to *cac* and *car*, respectively. For two of the three projects, *nca* performs better than *cac*, one small (for *Jenetics*) and one large effect size (for *RxJava*), and for one project *cac* performs better than *nca* with small effect size (for *Byte Buddy*). For all four projects, *nca* performs better than *car*, with two small (for *Byte Buddy* and *Jenetics*), one medium (for *Zipkin*), and one large effect size (for *Okio*).

The *Top-3* results show a similar situation: there is mainly no difference between *nca* and both change-awareness techniques, i.e., for seven and eight projects for *cac* and *car*, respectively. For two of the three projects, *nca* performs better than *cac*, one small (for *Jenetics*) and one medium effect size (for *RxJava*), and for one project *cac* performs better than *nca* with small effect size (for *Byte Buddy*). Comparing *nca* and *car*, for *Okio* *nca* performs better with large effect size, and for *Xodus* *car* performs better with small effect size.

Table 2
APFD-P and *Top-3* effectiveness across all projects, versions, and repetitions for *IBEA* compared to the other MOEAs. Bold values indicate that the difference between *IBEA* and the other MOEA is significant at $\alpha = 0.01$ and has a small effect size or larger.

MOEA	<i>APFD-P</i>				<i>Top-3</i>			
	<i>p</i> -value	\hat{A}_{12}	Magnitude	Difference	<i>p</i> -value	\hat{A}_{12}	Magnitude	Difference
<i>MOCcell</i>	1.21×10^{-51}	0.60	small	0.06	8.05×10^{-32}	0.42	small	-0.08
<i>NSGAI1</i>	8.03×10^{-106}	0.64	small	0.07	1.46×10^{-60}	0.39	small	-0.11
<i>NSGAI3</i>	3.01×10^{-62}	0.61	small	0.06	3.68×10^{-41}	0.41	small	-0.08
<i>PAES</i>	0	0.81	large	0.20	0	0.23	large	-0.36
<i>SPEA2</i>	6.89×10^{-108}	0.64	small	0.07	1.09×10^{-62}	0.39	small	-0.11

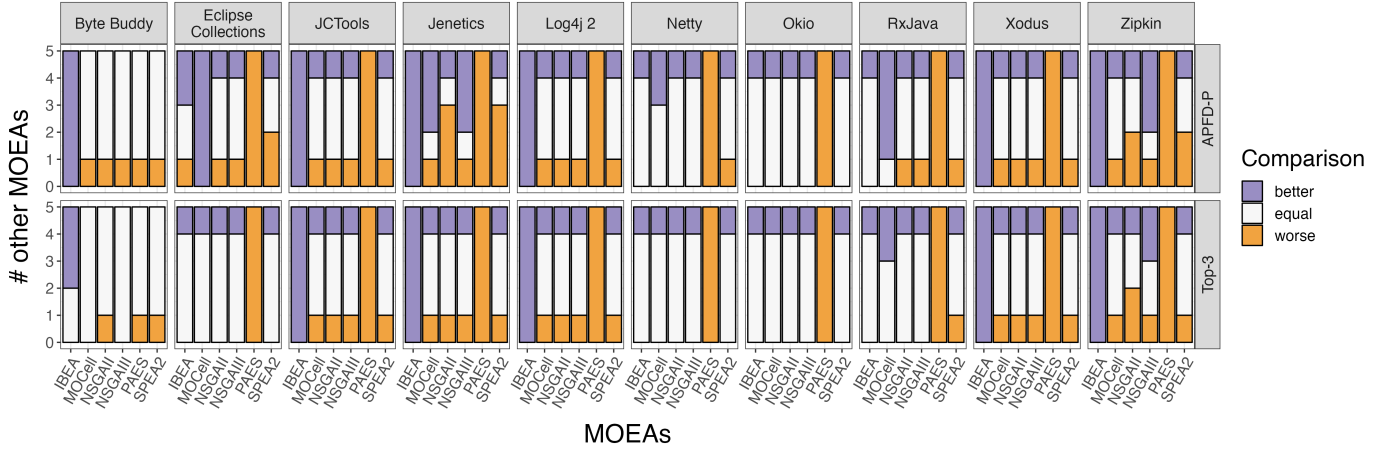


Figure 5. *APFD-P* and *Top-3* pairwise comparison between all MOEAs for all projects across versions and repetitions

Table 3
APFD-P and *Top-3* effectiveness for each project and overall across versions and repetitions when comparing *IBEA* with the two greedy baselines (*Additional* and *Total*)

Project	Baseline	<i>APFD-P</i>				<i>Top-3</i>			
		<i>p</i> -value	\hat{A}_{12}	Magnitude	Difference	<i>p</i> -value	\hat{A}_{12}	Magnitude	Difference
<i>Byte Buddy</i>	<i>Additional</i>	4.03×10^{-15}	0.93	large	0.35	8.86×10^{-6}	0.25	large	-0.38
	<i>Total</i>	7.23×10^{-9}	0.82	large	0.24	0.00	0.30	medium	-0.37
<i>Eclipse Collections</i>	<i>Additional</i>	1	0.42	small	-0.01	1	0.57	negligible	0.10
	<i>Total</i>	1	0.41	small	-0.01	1	0.45	negligible	-0.03
<i>JCTools</i>	<i>Additional</i>	1.67×10^{-7}	1	large	0.25	4.35×10^{-6}	0.05	large	-0.46
	<i>Total</i>	7.72×10^{-5}	0.90	large	0.12	0.00	0.19	large	-0.37
<i>Jenetics</i>	<i>Additional</i>	1.05×10^{-11}	0.95	large	0.44	4.9×10^{-6}	0.19	large	-0.48
	<i>Total</i>	3.36×10^{-11}	0.95	large	0.23	0.00	0.25	large	-0.22
<i>Log4j 2</i>	<i>Additional</i>	4.67×10^{-9}	0.97	large	0.23	1.08×10^{-7}	0.07	large	-0.34
	<i>Total</i>	0.00	0.79	large	0.09	4.71×10^{-5}	0.16	large	-0.34
<i>Netty</i>	<i>Additional</i>	0.00	0.89	large	0.22	0.00	0.15	large	-0.52
	<i>Total</i>	0.00	0.89	large	0.15	0.00	0.15	large	-0.31
<i>Okio</i>	<i>Additional</i>	0.00	0.80	large	0.11	0.05	0.28	medium	-0.13
	<i>Total</i>	0.00	0.88	large	0.14	0.01	0.24	large	-0.31
<i>RxJava</i>	<i>Additional</i>	4.41×10^{-5}	0.80	large	0.18	0.14	0.36	small	-0.17
	<i>Total</i>	0.04	0.67	medium	0.05	0.00	0.28	medium	-0.21
<i>Xodus</i>	<i>Additional</i>	9.96×10^{-7}	0.97	large	0.20	0.00	0.19	large	-0.38
	<i>Total</i>	0.00	0.85	large	0.12	0.12	0.31	medium	-0.17
<i>Zipkin</i>	<i>Additional</i>	8.21×10^{-11}	0.93	large	0.28	1.13×10^{-8}	0.12	large	-0.43
	<i>Total</i>	1.94×10^{-13}	0.98	large	0.41	6.04×10^{-8}	0.14	large	-0.57
Overall	<i>Additional</i>	2.81×10^{-55}	0.87	large	0.26	8.21×10^{-31}	0.22	large	-0.43
	<i>Total</i>	3.85×10^{-40}	0.82	large	0.17	6.68×10^{-25}	0.25	large	-0.32

Table 4
APFD-P and *Top-3* effectiveness for each project and overall across versions and repetitions when comparing the change-unaware technique (*nca*) to two change-aware techniques (*cac* and *car*)

Project	Change-Awareness	<i>APFD-P</i>				<i>Top-3</i>			
		<i>p</i> -value	\hat{A}_{12}	Magnitude	Difference	<i>p</i> -value	\hat{A}_{12}	Magnitude	Difference
<i>Byte Buddy</i>	<i>cac</i>	1.2×10^{-17}	0.38	small	-0.03	4.64×10^{-12}	0.60	small	0.06
	<i>car</i>	5.53×10^{-9}	0.59	small	0.08	0.02	0.46	negligible	-0.20
<i>Eclipse Collections</i>	<i>cac</i>	0.24	0.56	negligible	0.01	1	0.50	negligible	0.00
	<i>car</i>	0.15	0.44	negligible	-0.01	0.15	0.45	negligible	-0.08
<i>JCTools</i>	<i>cac</i>	1	0.51	negligible	-0.01	1	0.51	negligible	-0.01
	<i>car</i>	0.10	0.55	negligible	0.02	1	0.52	negligible	0.00
<i>Jenetics</i>	<i>cac</i>	9.76×10^{-8}	0.59	small	0.02	3.84×10^{-7}	0.41	small	-0.09
	<i>car</i>	1.59×10^{-12}	0.62	small	0.02	0.32	0.48	negligible	-0.01
<i>Log4j 2</i>	<i>cac</i>	0.09	0.46	negligible	-0.02	1	0.51	negligible	-0.01
	<i>car</i>	0.02	0.56	negligible	0.02	1	0.51	negligible	0.02
<i>Netty</i>	<i>cac</i>	1	0.48	negligible	-0.02	0.38	0.54	negligible	0.03
	<i>car</i>	1	0.49	negligible	0.00	1	0.52	negligible	0.01
<i>Okio</i>	<i>cac</i>	0.47	0.46	negligible	-0.01	1	0.52	negligible	0.01
	<i>car</i>	5.17×10^{-72}	0.93	large	0.16	7.47×10^{-54}	0.13	large	-0.21
<i>RxJava</i>	<i>cac</i>	3.4×10^{-65}	0.80	large	0.08	2.89×10^{-29}	0.30	medium	-0.24
	<i>car</i>	1	0.5	negligible	0.00	1	0.51	negligible	0.01
<i>Xodus</i>	<i>cac</i>	1	0.50	negligible	0.01	0.68	0.45	negligible	-0.04
	<i>car</i>	0.66	0.52	negligible	0.04	1.7×10^{-5}	0.62	small	0.04
<i>Zipkin</i>	<i>cac</i>	0.01	0.45	negligible	-0.04	0.00	0.57	negligible	0.04
	<i>car</i>	7.34×10^{-25}	0.67	medium	0.06	0.00	0.44	negligible	-0.04
Overall	<i>cac</i>	1	0.50	negligible	0.00	1	0.50	negligible	-0.01
	<i>car</i>	4.69×10^{-47}	0.59	small	0.05	3.08×10^{-8}	0.47	negligible	-0.04

This further strengthens the argument to employ non-change-aware (*nca*) techniques for TCP on benchmarks.

Summary RQ 1c: Change-awareness mainly does not have an impact on the search-based technique. If there is an impact, it is in most cases in favor of the non-change-aware technique.

5.2 RQ 2: Efficiency

While the previous section showed that the search-based technique is considerably more effective than the two greedy baselines, a holistic evaluation requires an efficiency evaluation to understand whether using the technique is feasible in practice. This section compares the search-based technique parameterized with each MOEA and the greedy heuristics *Additional* and *Total* with respect to the overhead they impose on the overall benchmark suite execution time. Table 5 shows the median and median absolute deviation (MAD) efficiency overheads overall and per project. Overheads below 1% are depicted as “< 1”. We refrain from reporting statistical tests, because they would arguably neither provide valuable additional insights nor change the conclusions.

Overall. Both baselines add below 1% for running the algorithm, i.e., prioritization time, and combined with the coverage extraction time about 17%. This shows that the analysis time is dominated by the coverage extraction and the prioritization algorithm plays only a minor role. These numbers are from the data set of Laaber et al. [60].

Regarding the search-based technique, we observe that the overall overheads do not change for the majority of the MOEAs, i.e., *MOCeII*, *NSGAII*, *NSGAIII*, and *PAES*. Only for *IBEA*, the most effective MOEA from RQ 1 and Section 5.1,

and *SPEA2* encounter a slightly larger prioritization time overhead, which increases the analysis time to 19% and 21%, respectively. Given the large runtimes (see Table 1), this slight increase can be considered acceptable. However, if it is unacceptable, *MOCeII*, the second most-effective MOEA, provides a reasonable alternative.

Per Project. The results per project show a diverse situation: the analysis overheads range from 16% for *Byte Buddy* to 105% for *Eclipse Collections*, when employing *IBEA*. For eight of the projects, the overhead is 23% or below. *IBEA* has an overhead increase over the greedy baselines and the most efficient MOEAs of at most 3%, which is acceptable considering the high effectiveness increase (see Sections 5.1.1 and 5.1.2). For *Eclipse Collections* and *Netty*, where the overhead is 105% and 49% respectively, applying TCP is not worthwhile.

Summary RQ 2: The search-based technique imposes only a minor additional overhead compared to the greedy baselines, when employing the most-effective MOEA *IBEA*.

6 DISCUSSION

The results clearly show that search-based TCP is more effective by a big margin at only a minor additional overhead. This section discusses these positive results from different perspectives.

Is it Worth Applying TCP to Benchmarks? While TCP is highly effective for benchmarks, especially the search-based technique, there is still a considerable overhead. This overhead is mostly due to the time required to extract coverage information [60] and only a small fraction is attributed to the

Table 5
Runtime overhead (prioritization and analysis time) for all projects and overall for the two greedy baselines and the MOEAs

Project	Time	Baselines		MOEAs						
		<i>Additional</i>	<i>Total</i>	<i>IBEA</i>	<i>MOCeII</i>	<i>NSGAI</i>	<i>NSGAIII</i>	<i>PAES</i>	<i>SPEA2</i>	
<i>Byte Buddy</i>	Prioritization	<1%±<1	<1%±<1	3%±1	<1%±<1	<1%±<1	<1%±<1	<1%±<1	<1%±<1	7%±3
	Analysis	13%±<1	13%±<1	16%±1	13%±<1	13%±<1	13%±<1	13%±<1	13%±<1	20%±3
<i>Eclipse Collections</i>	Prioritization	<1%±<1	<1%±<1	<1%±<1	<1%±<1	<1%±<1	<1%±<1	<1%±<1	<1%±<1	<1%±<1
	Analysis	105%±<1	104%±<1	105%±<1	105%±<1	105%±<1	104%±<1	105%±<1	105%±<1	105%±<1
<i>JCTools</i>	Prioritization	<1%±<1	<1%±<1	1%±<1	<1%±<1	<1%±<1	<1%±<1	<1%±<1	<1%±<1	1%±<1
	Analysis	19%±<1	19%±<1	20%±<1	19%±<1	19%±<1	19%±<1	19%±<1	19%±<1	20%±<1
<i>Jenetics</i>	Prioritization	<1%±<1	<1%±<1	2%±<1	<1%±<1	<1%±<1	<1%±<1	<1%±<1	<1%±<1	3%±1
	Analysis	8%±<1	8%±<1	10%±<1	8%±<1	8%±<1	8%±<1	8%±<1	8%±<1	12%±1
<i>Log4j 2</i>	Prioritization	<1%±<1	<1%±<1	<1%±<1	<1%±<1	<1%±<1	<1%±<1	<1%±<1	<1%±<1	<1%±<1
	Analysis	22%±<1	22%±<1	23%±<1	22%±<1	23%±<1	22%±<1	22%±<1	22%±<1	23%±<1
<i>Netty</i>	Prioritization	1%±1	<1%±<1	<1%±<1	<1%±<1	<1%±<1	<1%±<1	<1%±<1	<1%±<1	<1%±<1
	Analysis	50%±1	49%±<1	49%±<1	49%±<1	49%±<1	49%±<1	49%±<1	49%±<1	49%±<1
<i>Okio</i>	Prioritization	<1%±<1	<1%±<1	1%±<1	<1%±<1	<1%±<1	<1%±<1	<1%±<1	<1%±<1	<1%±<1
	Analysis	14%±<1	14%±<1	14%±<1	14%±<1	14%±<1	14%±<1	14%±<1	14%±<1	14%±<1
<i>RxJava</i>	Prioritization	<1%±<1	<1%±<1	<1%±<1	<1%±<1	<1%±<1	<1%±<1	<1%±<1	<1%±<1	<1%±<1
	Analysis	23%±<1	23%±<1	23%±<1	23%±<1	23%±<1	23%±<1	23%±<1	23%±<1	23%±<1
<i>Xodus</i>	Prioritization	<1%±<1	<1%±<1	1%±<1	<1%±<1	<1%±<1	<1%±<1	<1%±<1	<1%±<1	<1%±<1
	Analysis	16%±<1	16%±<1	17%±<1	16%±<1	16%±<1	16%±<1	16%±<1	16%±<1	16%±<1
<i>Zipkin</i>	Prioritization	<1%±<1	<1%±<1	2%±<1	<1%±<1	<1%±<1	<1%±<1	<1%±<1	<1%±<1	3%±1
	Analysis	20%±<1	20%±<1	23%±<1	21%±<1	21%±<1	20%±<1	21%±<1	21%±<1	26%±1
Overall	Prioritization	<1%±<1	<1%±<1	1%±1	<1%±<1	<1%±<1	<1%±<1	<1%±<1	<1%±<1	1%±1
	Analysis	17%±<1	17%±<1	19%±1	17%±<1	17%±<1	17%±<1	17%±<1	17%±<1	21%±1

prioritization algorithm (see Section 5.2. While this time is arguably lower than for unit testing, because benchmarks are repeatedly executed and run much longer [58], whether it is worth-while employing TCP highly depends on the individual benchmark suite and the project’s performance testing objectives. If it is critical to detect performance changes as fast as possible, e.g., otherwise the release of a new software version would be halted, running TCP can drastically reduce the time to detect these. However, for projects with extensive overheads, such as *Eclipse Collections* and *Netty* in our study, it is better to run the benchmark suite without TCP.

Is it Practical to Apply TCP? Beyond the temporal cost of applying the TCP technique, there is a cost of extracting and maintaining the information required as input to the search-based technique. On one hand, the technique requires storing historical information about benchmark executions, especially their changes between previous versions, for computing the third objective: historical performance change (see Section 3). On the other hand, there is neither a need to store historical coverage information nor compute the source code difference on every new commit, as the results of RQ 1c show that *nca*, the non-change-aware technique, performs better than the change-aware techniques (i.e., *cac* and *car*). This is probably best done as part of the CI pipeline, because it provides the necessary infrastructure to run benchmarks, store the information about the build (i.e., performance change history), and has the code changes readily available.

Relying on Measured Performance Changes as the Ground Truth of the Evaluation. Research on functional TCP often uses datasets with seeded, artificial faults (mutations) to evaluate TCP effectiveness (e.g., [21, 69]). Conversely, performance regression testing research mostly relies on measured performance changes of benchmarks

between adjacent versions [60, 72]. This is arguably due to performance mutation testing being a research topic in its infancy, where, only recently, research focuses on performance mutations [20, 44] and large datasets, such as Defects4J [46] for functional bugs, do not exist. Moreover, due to the enormous experiment runtimes required for rigorously executing benchmarks (creating the dataset used in this study took approximately 89 days), performing performance mutation testing, where for each mutant the whole benchmark suite has to be executed, becomes unrealistic. However, this does not invalidate the findings of this study or any other experimental performance regression study relying on measured performance changes, as long as the measurements have been conducted rigorously.

Which Effectiveness Metric to Use? We study the effectiveness with two metrics: *APFD-P* and *Top-3*. From our results, they are quite aligned, i.e., whenever a technique performs well on one metric, it also performs well on the other one. Nevertheless, they serve different purposes: *APFD-P* assesses the effectiveness when considering all the benchmarks, while *Top-3* focuses only on the three largest performance changes. This observed alignment is great for research purposes, because it improves the construct validity. However, it might be unclear to practitioners which metric to consider and prioritize. For example, if the focus lies on stopping the CI process as quickly as possible when a large performance change is detected, *Top-3* (or any other *n*) should be the metric to consider. If the main goal is to continuously report the largest performance changes to developers, *APFD-P* should be the metric of choice. Ultimately, it depends on the context and goals of each individual performance testing project.

What is an Important Performance Change? Following previous research on TCP for benchmarks [60, 72], this

paper also defines the importance of a benchmark as the performance change size it detects. A benchmark that detects a large performance change is considered more important than a benchmark that detects a small performance change. Accordingly, we conclude whether a technique is more or less effective. It is, however, unclear whether this definition of importance is “accurate.” Alternative formulations of importance could be based on: (1) the impact of the code called by the benchmark on the performance of an application, (2) the project developer’s perception and context-dependent knowledge, or (3) the usage frequency of the code from application programming interface (API) clients. Moreover, developers might consider a performance change, irrespective of its size, as important. All these different definitions of importance would likely change this paper’s results and require an in-depth study of its own.

7 RELATED WORK

This section discusses the related work on (1) search-based regression testing and (2) software performance testing.

7.1 Search-Based Regression Testing

Regression testing on unit tests has been a well-established research field for the last 30 years [88]. The three main techniques in regression testing are test suite minimization, regression test selection (RTS), and test case prioritization (TCP). Traditionally, techniques relied on greedy heuristics, such as *Additional* and *Total* coverage, to solve the optimization problems of selecting the best subset or prioritizing the most fault-revealing tests [26, 79, 80].

Based on the early success of search techniques in software engineering [38], regression testing techniques were quickly adapted to use search for the optimization. Yoo and Harman [89] formulate RTS as a multi-objective optimization problem and generate Pareto optimal solutions [30]. Li et al. [64] are the first to apply search to TCP by introducing coverage-based objectives based on block, decision, and statement granularity. Our work is inspired by theirs and adapts the objectives for TCP on benchmarks.

Li et al. [65] take the idea a step forward and introduce multi-objective, search-based TCP with *NSGAII* and two objectives: coverage and execution time. Islam et al. [43] and Marchetto et al. [70] consider three objectives and apply different weights to these. Epitropakis et al. [29] address the $\mathcal{O}(mn)$ complexity of the fitness function (see Section 3) by devising a coverage compaction algorithm and consider historical faults as an objective. Finally, Di Nucci et al. [21] introduce a new search algorithm based on the hypervolume [7]. Our work builds on all these in terms of inspiration for the search objectives (see Section 3) and the experimental setup (i.e., independent variables and parameters, see Section 4.3) and ports them to the problem of prioritizing microbenchmarks (instead of unit tests).

7.2 Software Performance Testing

Performance testing with software microbenchmarks is a relatively new area of research. To this end, earlier studies investigate the current practice of unit-level performance testing on OSS Java projects [63, 83]. Both studies conclude

that performance testing is still a niche technique, especially compared to unit testing. One explanation could be that an additional effort is required in writing microbenchmarks, in addition to the extra cost of their execution, followed by requiring detailed analyses with statistical tests. Moreover, Samoaa and Leitner [82] investigate parameterization of benchmarks in detail. Grambow et al. [33, 34] utilize information from application benchmarks to drive microbenchmark execution and assess the ability of microbenchmarks to detect application performance changes, with limited success. He et al. [39] and Laaber et al. [58] take an orthogonal approach to optimize performance testing; they dynamically stop benchmarks when their results are of a desired statistical quality instead of optimizing the execution order of the benchmark suite. Traini et al. [85] further assess whether dynamically stopping is beneficially for measuring in steady state.

There exist some works on performance regression testing. To this end, greedy heuristics [17], genetic algorithms [2, 3], and machine learning [12] have been used to select the optimal benchmarks for a given software version in terms of their ability to find performance changes. These works focus on RTS whereas this paper targets TCP. In addition, some works exist for performance regression testing of concurrent classes (e.g., [76, 90]). They focus on concurrent software and generate tests for these, whereas this paper optimizes the execution of existing benchmark suites. Finally, Huang et al. [42] propose a prediction method to assess the need for performance testing of a new software version. Their approach targets performance testing on the version level compared to ours on the benchmark level.

We consider two works on performance regression testing closely related to ours [60, 72]. For a given software version, Mostafa et al. [72] prioritize test cases with complex performance impact analysis that requires measuring individual components of not only the software under test but also the Java Development Kit (JDK). Their technique focuses on collection-intensive software and is partially only evaluated on unit tests used as performance tests, whereas our technique is generally applicable to any kind of software and also evaluated on only benchmarks. Laaber et al. [60] studies traditional, coverage-based, greedy TCP techniques on microbenchmarks and find that they are only marginally more effective than a random ordering. We build on their work and use multi-objective search instead.

8 CONCLUSIONS AND FUTURE WORK

This paper proposes the first multi-objective search-based approach for TCP on software microbenchmarks (and performance tests in general). The approach optimizes three objectives, i.e., coverage, coverage overlap among benchmarks, and performance change size obtained from historical data. These objectives are based on existing research in search-based TCP on unit tests and performance regression testing with microbenchmarks.

Through an extensive experimental evaluation on 10 Java projects with *JMH* suites, we study the approach’s effectiveness and efficiency when instantiated with six MOEAs; compared to two coverage-based, greedy TCP baselines; and considering only changed coverage information. The

evaluations reveal that the *IBEA* is the best-suited algorithm for solving the microbenchmark prioritization problem, our search-based approach outperforms the greedy baselines considerably, and that change-awareness has no impact on technique effectiveness; all at a reasonable runtime overhead.

Although our approach is considerably more effective than previous approaches, there is still room for improvement, both in terms of effectiveness and efficiency. Hence, we envision future research to (1) assess our approach (and generally TCP on microbenchmarks) on performance mutations and developer-reported performance bugs, (2) investigate novel search-based algorithms targeting TCP for microbenchmarks, and (3) devise performance-focused search objectives that are better proxies for performance changes than the ones divided here.

ACKNOWLEDGEMENTS

The research presented in this paper has received funding from The Research Council of Norway (RCN) under project 309642 and has benefited from the Experimental Infrastructure for Exploration of Exascale Computing (eX³), which is supported by the RCN project 270053.

REFERENCES

- [1] P. Achimugu, A. Selamat, R. Ibrahim, and M. N. Mahrin, "A systematic literature review of software requirements prioritization research," *Information and Software Technology*, vol. 56, no. 6, pp. 568–585, 2014.
- [2] D. Alshoabi, K. Hannigan, H. Gupta, and M. W. Mkaouer, "PRICE: Detection of performance regression introducing code changes using static and dynamic metrics," in *Proceedings of the 11th International Symposium on Search Based Software Engineering*, ser. SSBSE 2019. Springer Nature, 2019, pp. 75–88. [Online]. Available: https://doi.org/10.1007/978-3-030-27455-9_6
- [3] D. Alshoabi, M. W. Mkaouer, A. Ouni, A. Wahaiishi, T. Desell, and M. Soui, "Search-based detection of code changes introducing performance regression," *Swarm and Evolutionary Computation*, vol. 73, Aug. 2022. [Online]. Available: <https://doi.org/10.1016/j.swevo.2022.101101>
- [4] A. Arcuri, "RESTful API automated test case generation with EvoMaster," *ACM Transactions on Software Engineering and Methodology*, vol. 28, no. 1, pp. 1–37, Feb. 2019. [Online]. Available: <https://doi.org/10.1145/3293455>
- [5] A. Arcuri and L. Briand, "A practical guide for using statistical tests to assess randomized algorithms in software engineering," in *Proceedings of the 33rd International Conference on Software Engineering*, ser. ICSE 2011. Association for Computing Machinery (ACM), 2011. [Online]. Available: <https://doi.org/10.1145/1985793.1985795>
- [6] A. Arrieta, S. Wang, G. Sagardui, and L. Etxebarria, "Search-based test case prioritization for simulation-based testing of cyber-physical system product lines," *Journal of Systems and Software*, vol. 149, pp. 1–34, 2019.
- [7] A. Auger, J. Bader, D. Brockhoff, and E. Zitzler, "Theory of the hypervolume indicator: Optimal μ -distributions and the choice of the reference point," in *Proceedings of the 10th ACM SIGEVO Workshop on Foundations of Genetic Algorithms*, ser. FOGA 2009. ACM, 2009, pp. 87–102. [Online]. Available: <https://doi.org/10.1145/1527125.1527138>
- [8] J. Branke, K. Deb, H. Dierolf, and M. Osswald, "Finding knees in multi-objective optimization," in *Proceedings of the 8th International Conference on Parallel Problem Solving from Nature*, ser. PPSN 2004. Springer, 2004, pp. 722–731.
- [9] L. Bulej, T. Bureš, J. Kezníkl, A. Koubková, A. Podzimek, and P. Tůma, "Capturing performance assumptions using Stochastic Performance Logic," in *Proceedings of the 3rd ACM/SPEC International Conference on Performance Engineering*, ser. ICPE 2012. New York, NY, USA: Association for Computing Machinery (ACM), 2012, pp. 311–322. [Online]. Available: <http://doi.acm.org/10.1145/2188286.2188345>
- [10] L. Bulej, T. Bureš, V. Horký, J. Kotrč, L. Marek, T. Trojánek, and P. Tůma, "Unit testing performance with Stochastic Performance Logic," *Automated Software Engineering*, vol. 24, no. 1, pp. 139–187, Mar. 2017. [Online]. Available: <https://doi.org/10.1007/s10515-015-0188-0>
- [11] J. Chen and W. Shang, "An exploratory study of performance regression introducing code changes," in *Proceedings of the 33rd IEEE International Conference on Software Maintenance and Evolution*, ser. ISCME 2017. New York, NY, USA: Institute of Electrical and Electronics Engineers (IEEE), Sep. 2017. [Online]. Available: <https://doi.org/10.1109/icsme.2017.13>
- [12] J. Chen, W. Shang, and E. Shihab, "PerfJIT: Test-level just-in-time prediction for performance regression introducing commits," *IEEE Transactions on Software Engineering*, pp. 1–1, 2020. [Online]. Available: <https://doi.org/10.1109/2ftse.2020.3023955>
- [13] K. Chen, Y. Li, Y. Chen, C. Fan, Z. Hu, and W. Yang, "GLIB: Towards automated test oracle for graphically-rich applications," in *Proceedings of the 29th ACM Joint European Software Engineering Conference and Symposium on the Foundations of Software Engineering*, ser. ESEC/FSE 2021. Association for Computing Machinery (ACM), Aug. 2021. [Online]. Available: <https://doi.org/10.1145/3468264.3468586>
- [14] D. Daly, W. Brown, H. Ingo, J. O'Leary, and D. Bradford, "The use of change point detection to identify software performance regressions in a continuous integration system," in *Proceedings of the 11th ACM/SPEC International Conference on Performance Engineering*, ser. ICPE 2020. Association for Computing Machinery (ACM), Apr. 2020. [Online]. Available: <https://doi.org/10.1145/3358960.3375791>
- [15] D. E. Damasceno Costa, C.-P. Bezemer, P. Leitner, and A. Andrzejak, "What's wrong with my benchmark results? Studying bad practices in JMH benchmarks," *IEEE Transactions on Software Engineering*, pp. 1–1, 2019.
- [16] A. C. Davison and D. Hinkley, "Bootstrap methods and their application," *Journal of the American Statistical Association*, vol. 94, Jan. 1997.
- [17] A. B. de Oliveira, S. Fischmeister, A. Diwan, M. Hauswirth, and P. F. Sweeney, "Perphecy: Performance regression test selection made simple but effective," in *Proceedings of the 10th IEEE International Conference on Software Testing, Verification and Validation*, ser. ICST 2017, Mar. 2017, pp. 103–113.
- [18] K. Deb and H. Jain, "An evolutionary many-objective optimization algorithm using reference-point-based nondominated sorting approach, part I: Solving problems with box constraints," *IEEE Transactions on Evolutionary Computation*, vol. 18, no. 4, pp. 577–601, Aug. 2014. [Online]. Available: <https://doi.org/10.1109/2ftevc.2013.2281535>
- [19] K. Deb, A. Pratap, S. Agarwal, and T. Meyarivan, "A fast and elitist multiobjective genetic algorithm: NSGA-II," *IEEE Transactions on Evolutionary Computation*, vol. 6, no. 2, pp. 182–197, Apr. 2002. [Online]. Available: <https://doi.org/10.1109/2f4235.996017>
- [20] P. Delgado-Pérez, A. B. Sánchez, S. Segura, and I. Medina-Bulo, "Performance mutation testing," *Software Testing, Verification and Reliability*, vol. 31, no. 5, Jan. 2020. [Online]. Available: <https://doi.org/10.1002/stvr.1728>
- [21] D. Di Nucci, A. Panichella, A. Zaidman, and A. De Lucia, "A test case prioritization genetic algorithm guided by the hypervolume indicator," *IEEE Transactions on Software Engineering*, vol. 46, no. 6, pp. 674–696, Jun. 2020. [Online]. Available: <https://doi.org/10.1109/tse.2018.2868082>
- [22] Z. Ding, J. Chen, and W. Shang, "Towards the use of the readily available tests from the release pipeline as performance tests. Are we there yet?" in *Proceedings of the 42nd IEEE/ACM International Conference on Software Engineering*, ser. ICSE 2020. New York, NY, USA: Association for Computing Machinery (ACM), Jun. 2020. [Online]. Available: <https://doi.org/10.1145/3377811.3380351>
- [23] O. J. Dunn, "Multiple comparisons using rank sums," *Technometrics*, vol. 6, no. 3, pp. 241–252, Aug. 1964. [Online]. Available: <https://doi.org/10.1080/00401706.1964.10490181>
- [24] J. J. Durillo and A. J. Nebro, "jMetal: A Java framework for multi-objective optimization," *Advances in Engineering Software*, vol. 42, no. 10, pp. 760–771, Oct. 2011. [Online]. Available: <https://doi.org/10.1016/j.advensoft.2011.05.014>
- [25] J. J. Durillo, A. J. Nebro, and E. Alba, "The jMetal framework for multi-objective optimization: Design and architecture," in *Proceedings of the 2010 IEEE Congress on Evolutionary Computation*, ser. CEC 2010. Institute of Electrical and

- Electronics Engineers (IEEE), Jul. 2010. [Online]. Available: <https://doi.org/10.1109/cec.2010.5586354>
- [26] S. Elbaum, A. Malishevsky, and G. Rothermel, "Incorporating varying test costs and fault severities into test case prioritization," in *Proceedings of the 23rd International Conference on Software Engineering*, ser. ICSE 2001. Washington, DC, USA: Institute of Electrical and Electronics Engineers (IEEE), 2001, pp. 329–338. [Online]. Available: <https://doi.org/10.1109/icse.2001.919106>
- [27] S. Elbaum, G. Rothermel, and J. Penix, "Techniques for improving regression testing in continuous integration development environments," in *Proceedings of the 22nd ACM SIGSOFT International Symposium on Foundations of Software Engineering*, ser. FSE 2014. New York, NY, USA: Association for Computing Machinery (ACM), 2014, pp. 235–245. [Online]. Available: <http://doi.acm.org/10.1145/2635868.2635910>
- [28] D. Elsner, F. Hauer, A. Pretschner, and S. Reimer, "Empirically evaluating readily available information for regression test optimization in continuous integration," in *Proceedings of the 30th ACM SIGSOFT International Symposium on Software Testing and Analysis*, ser. ISSTA 2021. Association for Computing Machinery (ACM), Jul. 2021. [Online]. Available: <https://doi.org/10.1145/3460319.3464834>
- [29] M. G. Epitropakis, S. Yoo, M. Harman, and E. K. Burke, "Empirical evaluation of pareto efficient multi-objective regression test case prioritisation," in *Proceedings of the 2015 International Symposium on Software Testing and Analysis*, ser. ISSTA 2015. Association for Computing Machinery (ACM), Jul. 2015. [Online]. Available: <https://doi.org/10.1145/2771783.2771788>
- [30] C. M. Fonseca and P. J. Fleming, "An overview of evolutionary algorithms in multiobjective optimization," *Evolutionary Computation*, vol. 3, no. 1, pp. 1–16, 03 1995. [Online]. Available: <https://doi.org/10.1162/evco.1995.3.1.1>
- [31] G. Fraser and A. Zeller, "Mutation-driven generation of unit tests and oracles," in *Proceedings of the 19th International Symposium on Software Testing and Analysis*, ser. ISSTA 2010. Association for Computing Machinery (ACM), 2010. [Online]. Available: <https://doi.org/10.1145/1831708.1831728>
- [32] A. Georges, D. Buytaert, and L. Eeckhout, "Statistically rigorous Java performance evaluation," in *Proceedings of the 22nd ACM SIGPLAN Conference on Object-Oriented Programming, Systems, and Applications*, ser. OOPSLA 2007. New York, NY, USA: Association for Computing Machinery (ACM), 2007, pp. 57–76. [Online]. Available: <http://doi.acm.org/10.1145/1297027.1297033>
- [33] M. Grambow, C. Laaber, P. Leitner, and D. Bermbach, "Using application benchmark call graphs to quantify and improve the practical relevance of microbenchmark suites," *PeerJ Computer Science*, vol. 7, p. e548, May 2021. [Online]. Available: <https://doi.org/10.7717/peerj-cs.548>
- [34] M. Grambow, D. Kovalev, C. Laaber, P. Leitner, and D. Bermbach, "Using microbenchmark suites to detect application performance changes," *IEEE Transactions on Cloud Computing*, pp. 1–18, Oct. 2022.
- [35] A. Haghighatkah, M. Mäntylä, M. Oivo, and P. Kuvaja, "Test prioritization in continuous integration environments," *The Journal of Systems and Software*, vol. 146, pp. 80–98, 2018. [Online]. Available: <https://doi.org/10.1016/j.jss.2018.08.061>
- [36] D. Hao, L. Zhang, L. Zhang, G. Rothermel, and H. Mei, "A unified test case prioritization approach," *ACM Transactions on Software Engineering and Methodology*, vol. 24, no. 2, pp. 10:1–10:31, Dec. 2014. [Online]. Available: <http://doi.acm.org/10.1145/2685614>
- [37] M. Harman, "The current state and future of search based software engineering," in *Future of Software Engineering*, ser. FOSE 2007. Institute of Electrical and Electronics Engineers (IEEE), May 2007. [Online]. Available: <https://doi.org/10.1109/fose.2007.29>
- [38] M. Harman and B. F. Jones, "Search-based software engineering," *Information and Software Technology*, vol. 43, no. 14, pp. 833–839, 2001. [Online]. Available: [https://doi.org/10.1016/S0950-5849\(01\)00189-6](https://doi.org/10.1016/S0950-5849(01)00189-6)
- [39] S. He, G. Manns, J. Saunders, W. Wang, L. Pollock, and M. L. Soffa, "A statistics-based performance testing methodology for cloud applications," in *Proceedings of the 27th ACM Joint European Software Engineering Conference and Symposium on the Foundations of Software Engineering*, ser. ESEC/FSE 2019. New York, NY, USA: Association for Computing Machinery (ACM), 2019, pp. 188–199. [Online]. Available: <http://doi.acm.org/10.1145/3338906.3338912>
- [40] M. R. Hess and J. D. Kromrey, "Robust confidence intervals for effect sizes: A comparative study of cohen's d and cliff's delta under non-normality and heterogeneous variances," *Annual Meeting of the American Educational Research Association*, Apr. 2004.
- [41] T. C. Hesterberg, "What teachers should know about the bootstrap: Resampling in the undergraduate statistics curriculum," *The American Statistician*, vol. 69, no. 4, pp. 371–386, 2015. [Online]. Available: <https://doi.org/10.1080/00031305.2015.1089789>
- [42] P. Huang, X. Ma, D. Shen, and Y. Zhou, "Performance regression testing target prioritization via performance risk analysis," in *Proceedings of the 36th IEEE/ACM International Conference on Software Engineering*, ser. ICSE 2014. New York, NY, USA: Association for Computing Machinery (ACM), 2014, pp. 60–71. [Online]. Available: <http://doi.acm.org/10.1145/2568225.2568232>
- [43] M. M. Islam, A. Marchetto, A. Susi, and G. Scanniello, "A multi-objective technique to prioritize test cases based on latent semantic indexing," in *Proceedings of the 16th European Conference on Software Maintenance and Reengineering*, ser. CSMR 2012. Institute of Electrical and Electronics Engineers (IEEE), Mar. 2012. [Online]. Available: <https://doi.org/10.1109/csmr.2012.13>
- [44] M. Jangali, Y. Tang, N. Alexandersson, P. Leitner, J. Yang, and W. Shang, "Automated generation and evaluation of JMH microbenchmark suites from unit tests," *IEEE Transactions on Software Engineering*, pp. 1–23, 2022. [Online]. Available: <https://doi.org/10.1109/TSE.2022.3188005>
- [45] Z. M. Jiang and A. E. Hassan, "A survey on load testing of large-scale software systems," *IEEE Transactions on Software Engineering*, vol. 41, no. 11, pp. 1091–1118, Nov. 2015. [Online]. Available: <https://doi.org/10.1109/tse.2015.2445340>
- [46] R. Just, D. Jalali, and M. D. Ernst, "Defects4J: A database of existing faults to enable controlled testing studies for Java programs," in *Proceedings of the 2014 International Symposium on Software Testing and Analysis*, ser. ISSTA 2014. ACM, 2014, pp. 437–440. [Online]. Available: <https://doi.org/10.1145/2610384.2628055>
- [47] T. Kalibera and R. Jones, "Quantifying performance changes with effect size confidence intervals," University of Kent, Technical Report 4–12, Jun. 2012. [Online]. Available: <http://www.cs.kent.ac.uk/pubs/2012/3233>
- [48] —, "Rigorous benchmarking in reasonable time," in *Proceedings of the 2013 ACM SIGPLAN International Symposium on Memory Management*, ser. ISMM 2013. New York, NY, USA: Association for Computing Machinery (ACM), 2013, pp. 63–74. [Online]. Available: <http://doi.acm.org/10.1145/2464157.2464160>
- [49] M. Kim, T. Hiroyasu, M. Miki, and S. Watanabe, "SPEA2+: Improving the performance of the strength pareto evolutionary algorithm 2," in *Proceedings of the 8th International Conference on Parallel Problem Solving from Nature*, ser. PPSN 2004, vol. 3242. Springer, 2004, pp. 742–751. [Online]. Available: https://doi.org/10.1007%2F978-3-540-30217-9_75
- [50] J. D. Knowles and D. Corne, "The Pareto archived evolution strategy: A new baseline algorithm for Pareto Multiobjective optimisation," in *Proceedings of the Congress on Evolutionary Computation*, ser. CEC 1999. IEEE, Jul. 1999, pp. 98–105. [Online]. Available: <https://doi.org/10.1109/cec.1999.781913>
- [51] W. H. Kruskal and W. A. Wallis, "Use of ranks in one-criterion variance analysis," *Journal of the American Statistical Association*, vol. 47, no. 260, pp. 583–621, Dec. 1952. [Online]. Available: <https://doi.org/10.1080/01621459.1952.10483441>
- [52] C. Laaber, "bencher - JMH benchmark analysis and prioritization," 2022. [Online]. Available: <https://github.com/chrstphlbr/bencher>
- [53] —, "pa - performance (change) analysis using bootstrap," 2022. [Online]. Available: <https://github.com/chrstphlbr/pa>
- [54] —, "chrstphlbr/pa: v0.1.0," Nov. 2022. [Online]. Available: <https://doi.org/10.5281/zenodo.7308066>
- [55] C. Laaber and P. Leitner, "An evaluation of open-source software microbenchmark suites for continuous performance assessment," in *Proceedings of the 15th International Conference on Mining Software Repositories*, ser. MSR 2018. New York, NY, USA: Association for Computing Machinery (ACM), 2018, pp. 119–130. [Online]. Available: <http://doi.acm.org/10.1145/3196398.3196407>
- [56] C. Laaber and S. Würsten, "chrstphlbr/bencher: Release v0.3.0," Nov. 2022. [Online]. Available: <https://doi.org/10.5281/zenodo.7307322>
- [57] C. Laaber, J. Scheuner, and P. Leitner, "Software microbenchmarking in the cloud. How bad is it really?" *Empirical Software Engineering*, vol. 24, pp. 2469–2508, Apr. 2019. [Online]. Available: <https://doi.org/10.1007/s10664-019-09681-1>
- [58] C. Laaber, S. Würsten, H. C. Gall, and P. Leitner, "Dynamically reconfiguring software microbenchmarks: Reducing execution time without sacrificing result quality," in *Proceedings of the 28th*

- ACM Joint European Software Engineering Conference and Symposium on the Foundations of Software Engineering, ser. ESEC/FSE 2020. Association for Computing Machinery (ACM), Nov. 2020, pp. 989–1001. [Online]. Available: <https://doi.org/10.1145/3368089.3409683>
- [59] C. Laaber, M. Basmaci, and P. Salza, “Predicting unstable software benchmarks using static source code features,” *Empirical Software Engineering*, vol. 26, no. 6, pp. 1–53, Aug. 2021. [Online]. Available: <https://doi.org/10.1007/s10664-021-09996-y>
- [60] C. Laaber, H. C. Gall, and P. Leitner, “Applying test case prioritization to software microbenchmarks,” *Empirical Software Engineering*, vol. 26, no. 6, pp. 1–48, Sep. 2021. [Online]. Available: <https://doi.org/10.1007/s10664-021-10037-x>
- [61] —, “Replication package “Applying test case prioritization to software microbenchmarks”,” 2021. [Online]. Available: <https://doi.org/10.5281/zenodo.5206117>
- [62] C. Laaber, T. Yue, and S. Ali, “Replication package “Multi-objective search-based software microbenchmark prioritization”,” 2022. [Online]. Available: <https://doi.org/10.5281/zenodo.7299491>
- [63] P. Leitner and C.-P. Bezemer, “An exploratory study of the state of practice of performance testing in java-based open source projects,” in *Proceedings of the 8th ACM/SPEC on International Conference on Performance Engineering*, ser. ICPE 2017. New York, NY, USA: Association for Computing Machinery (ACM), 2017, pp. 373–384. [Online]. Available: <http://doi.acm.org/10.1145/3030207.3030213>
- [64] Z. Li, M. Harman, and R. M. Hierons, “Search algorithms for regression test case prioritization,” *IEEE Transactions on Software Engineering*, vol. 33, no. 4, pp. 225–237, Apr. 2007. [Online]. Available: <https://doi.org/10.1109/TSE.2007.38>
- [65] Z. Li, Y. Bian, R. Zhao, and J. Cheng, “A fine-grained parallel multi-objective test case prioritization on GPU,” in *Proceedings of the 5th Symposium on Search Based Software Engineering*, ser. SSBSE 2013. Springer, 2013, pp. 111–125. [Online]. Available: https://doi.org/10.1007/978-3-642-39742-4_10
- [66] J. Liang, S. Elbaum, and G. Rothermel, “Redefining prioritization: Continuous prioritization for continuous integration,” in *Proceedings of the 40th IEEE/ACM International Conference on Software Engineering*, ser. ICSE 2018. New York, NY, USA: Association for Computing Machinery (ACM), 2018, pp. 688–698. [Online]. Available: <http://doi.acm.org/10.1145/3180155.3180213>
- [67] J. A. P. Lima and S. R. Vergilio, “Test case prioritization in continuous integration environments: A systematic mapping study,” *Information and Software Technology*, vol. 121, 2020.
- [68] Q. Luo, K. Moran, and D. Poshyvanyk, “A large-scale empirical comparison of static and dynamic test case prioritization techniques,” in *Proceedings of the 24th ACM SIGSOFT International Symposium on Foundations of Software Engineering*, ser. FSE 2016. New York, NY, USA: Association for Computing Machinery (ACM), 2016, pp. 559–570. [Online]. Available: <http://doi.acm.org/10.1145/2950290.2950344>
- [69] Q. Luo, K. Moran, L. Zhang, and D. Poshyvanyk, “How do static and dynamic test case prioritization techniques perform on modern software systems? An extensive study on GitHub projects,” *IEEE Transactions on Software Engineering*, vol. 45, no. 11, pp. 1054–1080, Nov. 2019. [Online]. Available: <https://doi.org/10.1109/tse.2018.2822270>
- [70] A. Marchetto, M. M. Islam, W. Asghar, A. Susi, and G. Scanniello, “A multi-objective technique to prioritize test cases,” *IEEE Transactions on Software Engineering*, vol. 42, no. 10, pp. 918–940, Oct. 2016. [Online]. Available: <https://doi.org/10.1109/tse.2015.2510633>
- [71] A. Maricq, D. Duplyakin, I. Jimenez, C. Maltzahn, R. Stutsman, and R. Ricci, “Taming performance variability,” in *Proceedings of the 13th USENIX Conference on Operating Systems Design and Implementation*, ser. OSDI 2018. USA: USENIX Association, Oct. 2018, pp. 409–425. [Online]. Available: <https://www.usenix.org/conference/osdi18/presentation/maricq>
- [72] S. Mostafa, X. Wang, and T. Xie, “PerfRanker: Prioritization of performance regression tests for collection-intensive software,” in *Proceedings of the 26th ACM SIGSOFT International Symposium on Software Testing and Analysis*, ser. ISSTA 2017. New York, NY, USA: Association for Computing Machinery (ACM), 2017, pp. 23–34. [Online]. Available: <http://doi.acm.org/10.1145/3092703.3092725>
- [73] A. J. Nebro, J. J. Durillo, F. Luna, B. Dorransoro, and E. Alba, “MOCcell: A cellular genetic algorithm for multiobjective optimization,” *International Journal of Intelligent Systems*, vol. 24, no. 7, pp. 726–746, Jul. 2009. [Online]. Available: <https://doi.org/10.1002/int.20358>
- [74] A. J. Nebro, J. J. Durillo, and M. Vergne, “Redesigning the jMetal multi-objective optimization framework,” in *Proceedings of the Companion Publication of the 2015 Annual Conference on Genetic and Evolutionary Computation*, ser. GECCO Companion 2015. Association for Computing Machinery (ACM), jul 2015. [Online]. Available: <https://doi.org/10.1145%2F2739482.2768462>
- [75] R. Pan, M. Bagherzadeh, T. A. Ghaleb, and L. Briand, “Test case selection and prioritization using machine learning: A systematic literature review,” *Empirical Software Engineering*, vol. 27, no. 2, pp. 1–43, 2022.
- [76] M. Pradel, M. Huggler, and T. R. Gross, “Performance regression testing of concurrent classes,” in *Proceedings of the 2014 International Symposium on Software Testing and Analysis*, ser. ISSTA 2014. ACM, 2014, pp. 13–25. [Online]. Available: <http://doi.acm.org/10.1145/2610384.2610393>
- [77] D. Pradhan, S. Wang, S. Ali, T. Yue, and M. Liaen, “CBGA-ES+: A cluster-based genetic algorithm with non-dominated elitist selection for supporting multi-objective test optimization,” *IEEE Transactions on Software Engineering*, vol. 47, no. 1, pp. 86–107, Jan. 2021. [Online]. Available: <https://doi.org/10.1109/tse.2018.2882176>
- [78] S. Ren, H. Lai, W. Tong, M. Aminzadeh, X. Hou, and S. Lai, “Nonparametric bootstrapping for hierarchical data,” *Journal of Applied Statistics*, vol. 37, no. 9, pp. 1487–1498, 2010. [Online]. Available: <https://doi.org/10.1080/02664760903046102>
- [79] G. Rothermel and M. J. Harrold, “Empirical studies of a safe regression test selection technique,” *IEEE Transactions on Software Engineering*, vol. 24, no. 6, pp. 401–419, Jun. 1998.
- [80] G. Rothermel, R. H. Untch, C. Chu, and M. J. Harrold, “Test case prioritization: An empirical study,” in *Proceedings of the IEEE International Conference on Software Maintenance*, ser. ICSM 1999. Washington, DC, USA: IEEE Computer Society, 1999, pp. 179–. [Online]. Available: <https://doi.org/10.1109/icsm.1999.792604>
- [81] G. Rothermel, R. J. Untch, and C. Chu, “Prioritizing test cases for regression testing,” *IEEE Transactions on Software Engineering*, vol. 27, no. 10, pp. 929–948, Oct. 2001. [Online]. Available: <https://doi.org/10.1109/32.962562>
- [82] H. Samoaa and P. Leitner, “An exploratory study of the impact of parameterization on JMH measurement results in open-source projects,” in *Proceedings of the 12th ACM/SPEC International Conference on Performance Engineering*, ser. ICPE 2021. Association for Computing Machinery (ACM), Apr. 2021. [Online]. Available: <https://doi.org/10.1145/3427921.3450243>
- [83] P. Stefan, V. Horký, L. Bulej, and P. Tůma, “Unit testing performance in Java projects: Are we there yet?” in *Proceedings of the 8th ACM/SPEC on International Conference on Performance Engineering*, ser. ICPE 2017. New York, NY, USA: Association for Computing Machinery (ACM), 2017, pp. 401–412. [Online]. Available: <http://doi.acm.org/10.1145/3030207.3030226>
- [84] K.-J. Stol and B. Fitzgerald, “The ABC of software engineering research,” *ACM Transactions on Software Engineering and Methodology*, vol. 27, no. 3, pp. 1–51, Oct. 2018. [Online]. Available: <https://doi.org/10.1145/3241743>
- [85] L. Traini, V. Cortellesa, D. Di Pompeo, and M. Tucci, “Towards effective assessment of steady state performance in Java software: Are we there yet?” *Empirical Software Engineering*, 2022.
- [86] L. Traini, D. Di Pompeo, M. Tucci, B. Lin, S. Scalabrino, G. Bavota, M. Lanza, R. Oliveto, and V. Cortellesa, “How software refactoring impacts execution time,” *ACM Transactions on Software Engineering and Methodology*, vol. 31, no. 2, pp. 1–23, Apr. 2022. [Online]. Available: <https://doi.org/10.1145/3485136>
- [87] A. Vargha and H. D. Delaney, “A critique and improvement of the “CL” common language effect size statistics of McGraw and Wong,” *Journal of Educational and Behavioral Statistics*, vol. 25, no. 2, pp. 101–132, 2000. [Online]. Available: <https://doi.org/10.2307/1165329>
- [88] S. Yoo and M. Harman, “Regression testing minimization, selection and prioritization: A survey,” *Software: Testing, Verification and Reliability*, vol. 22, no. 2, pp. 67–120, Mar. 2012. [Online]. Available: <http://dx.doi.org/10.1002/stv.430>
- [89] —, “Pareto efficient multi-objective test case selection,” in *Proceedings of the 2007 International Symposium on Software Testing and Analysis*, ser. ISSTA 2007. Association for Computing Machinery (ACM), 2007. [Online]. Available: <https://doi.org/10.1145/1273463.1273483>
- [90] T. Yu and M. Pradel, “Pinpointing and repairing performance bottlenecks in concurrent programs,” *Empirical Software Engineering*, vol. 23, no. 5, pp. 3034–3071, Nov. 2017. [Online]. Available: <https://doi.org/10.1007/s10664-017-9578-1>

- [91] H. Zhang, M. Zhang, T. Yue, S. Ali, and Y. Li, "Uncertainty-wise requirements prioritization with search," *ACM Transactions on Software Engineering and Methodology*, vol. 30, no. 1, pp. 1–54, 2020.
- [92] E. Zitzler and S. Künzli, "Indicator-based selection in multiobjective search," in *Proceedings of the 8th International Conference on Parallel Problem Solving from Nature*, ser. PPSN 2004, vol. 3242. Springer, 2004, pp. 832–842. [Online]. Available: https://doi.org/10.1007/978-3-540-30217-9_84
- [93] E. Zitzler, M. Laumanns, and L. Thiele, "Spea2: Improving the strength pareto evolutionary algorithm," ETH Zurich, Computer Engineering and Networks Laboratory, TIK Report 103, May 2001. [Online]. Available: <https://doi.org/10.3929/ETHZ-A-004284029>