

# The Second-place Solution for CVPR 2022 SoccerNet Tracking Challenge

Fan Yang, Shigeyuki Odashima, Shoichi Masui, Shan Jiang  
Fujitsu Research

contact: fan.yang@fujitsu.com

## 1. Summarization

This is our second-place solution for CVPR 2022 SoccerNet Tracking Challenge [5]. Our method mainly includes two steps: online short-term tracking using our Cascaded Buffer-IoU (C-BIoU) Tracker [4], and, offline long-term tracking using appearance feature and hierarchical clustering. At each step, online tracking yielded HOTA scores near 90, and offline tracking further improved HOTA scores to around 93.2.

## 2. Method Details

### 2.1. Online Tracking

We generated short-term tracklets by solely using geometry features. In general, IoU is commonly used to calculate cross-frame geometric affinity between observations [2, 8]. However, unlike conventional MOT datasets that focus on pedestrian tracking, SoccerNet tracking data may face a special challenge: when players' movements are fast and complicated, conventional IoU matching may ignore non-overlapping observations for the identical player and cause ID Switches. To address this challenge, we proposed a Buffer-IoU (BIoU). As Fig. 1 shows, BIoU simply adds buffers that are proportional to the original box size for calculating IoU scores.

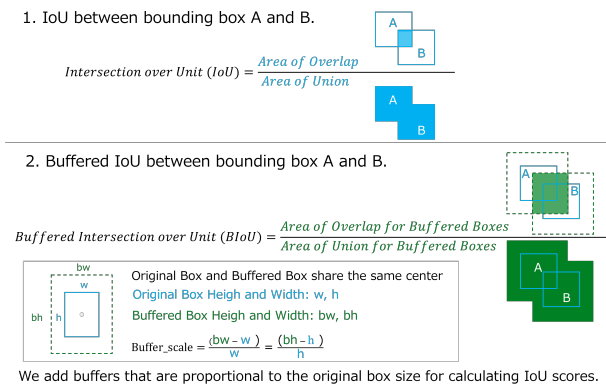


Figure 1. Comparison between IoU and our BIoU.

To some extent, replacing IoU with GIoU [7] and DIoU [13] also alleviates the non-overlapping issue as our BIoU does, but we verified that our BIoU may generate better results under the same conditions.

In MOT, cascaded matching is a commonly used approach: matching the confident and easy samples first and matching the ambiguous and hard samples later. For instance, ByteTrack [11] matches the confident detections

at the beginning and then is followed by matching low confident detections; DeepSORT matches recent tracks before older ones. We specifically designed a cascaded BIoU matching in our tracker. We first match detections to previous-frame tracks based on BIoU scores using a small buffer scale, and then match remaining detections and tracks with BIoU scores using a large buffer scale. To select suitable buffer scales for our CBIoU Tracker, we applied grid searching on the training set. When BIoU matching threshold is set to 0.01, buffer scales (*i.e.*, [0.7, 1.0]) yield the maximum HOTA score, which is selected for our model.

The architecture of our Cascaded BIoU Tracker (Fig. 2) is similar to SORT [1], but we changed the motion estimation method from Kalman Filter to simply averaging speeds of the previous two frames. We suppose that soccer players may have non-linear motions, which are difficult to be modeled by Kalman filter. Our motion estimation therefore only utilizes recent speeds to quickly respond to unpredictable motion change. Meanwhile, our BIoU enlarges the matching space and can compensate for inaccurate motion estimation.

### 2.2. Offline Tracking

Since the camera view cannot cover the whole soccer field, some long-term tracklets could be broken down by only referring to geometry features. To recover long-term tracklets, we employed offline tracking with appearance features.

We utilized Strong ReID [6] to obtain the appearance feature. To initialize the re-id model, we utilized training data from SoccerNet 2022 re-id challenge. Since the re-id training data may contain noise, we only used those pairs that have more than 5 instances for our training. Although training and validation sets of tracking data have GT for tracklets, one game event might be split into multiple videos so that the player ID is not unique. To include the tracking labels in our re-id training, we took a self-supervised learning method introduced by ReMOT/ReMOTS [9, 10]. Referring to tracking ID, in each video, we still can construct triplets and only apply triplet loss to them.

After the training, we generated appearance features for each short-term tracklets obtained from the previous step. Within a video, we formed a distance matrix  $\mathcal{D}$  be-

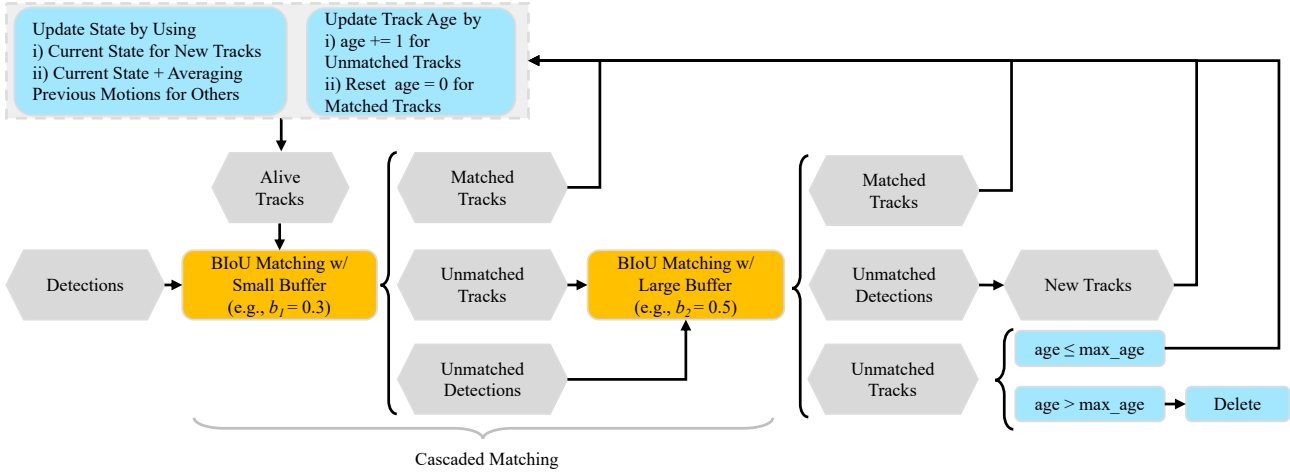


Figure 2. The architecture of our Cascaded Buffer-IoU Tracker. A cascaded matching is performed by matching recent tracks first with a small buffer scale and matching the remaining tracks with a large buffer scale.

tween short-term tracklets as

$$\mathcal{D}_{k1,k2} = \begin{cases} \inf, & \text{if } \Pi_{k1} \cap \Pi_{k2} \neq \emptyset \\ \frac{1}{N_{k1}N_{k2}} \sum_{i \in \Pi_{k1}} \sum_{j \in \Pi_{k2}} \left(1 - \frac{f_i^{k1} f_j^{k2}}{\|f_i^{k1}\| \|f_j^{k2}\|}\right), & \text{otherwise} \end{cases}$$

where for tracklets  $T_{k1}$  and  $T_{k2}$ ,  $\mathcal{D}_{k1,k2}$  is their distance;  $\Pi_{k1}$  and  $\Pi_{k2}$  are their temporal ranges;  $f_i^{k1}$  and  $f_j^{k2}$  are their appearance features at frame  $i$  and  $j$ , and  $N_{k1}$  and  $N_{k2}$  are the number of observations within the tracklets, respectively.

Based on  $\mathcal{D}$ , we applied hierarchical clustering (cutting threshold 0.15) to cluster short-term tracklets to long-term ones (see Fig.3).

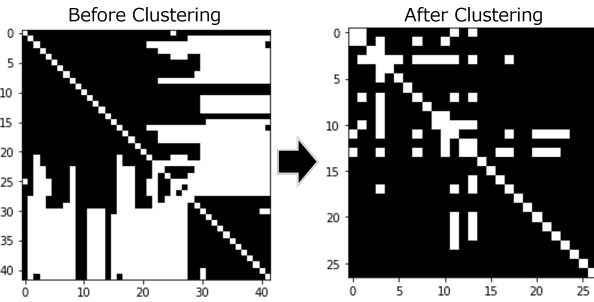


Figure 3. The change of distance matrix  $\mathcal{D}$  before and after clustering for one video example. After clustering, short-term tracklets are merged to long-term tracklets and the number of tracklets has decreased.

### 3. Results

On the testing set, we compared a number of trackers by local evaluation. The results are listed in Table 1. For the challenge set, we list our online and offline results in Table 2. We applied  $max\_age = 60$  to C-BIoU to obtain its best performance. However, when we put C-BIoU and Offline Link together, we prefer C-BIoU generate shorter but cleaner tracklets, so we selected  $max\_age = 1$ . To verify how the appearance feature affects the offline link results, we tested re-id models trained by Market [12] and

SoccerNet, respectively. Due to the domain gap, re-id model trained by SoccerNet obtained better result.

Due to the simplicity of our C-BIoU tracker, it can reach 680 FPS on the testing set, by using an Intel Xeon Silver 4216 CPU. For our offline processing, extracting the appearance feature from images costs about 40 mins on the testing set (on a single Nvidia GeForce 1050 GPU), and performing hierarchical clustering costs about 4 mins.

### 4. Other Explorations

Besides previous reports, we did other explorations on this challenging dataset.

**1. We explored removing camera motions for tracking.** We calculated the homography matrix between two adjacent frames to remove the camera motion for tracking, but there was no change in tracking results. This suggested that the camera motion may have little effect on tracking when oracle detections are obtained.

**2. We explored performing tracking on Bird's-Eye-View (BEV) soccer field.** By following [3], we calculated homography from 2D image to the BEV soccer field. We mapped players' locations to the BEV coordinate for tracking, however, we obtained worse results on the testing set, with HOTA score of 77.6. We suppose that homography bias may impair the tracking performance.

**3. We found some inaccurate detections.** By visualizing the official GT detections, we noticed that some bounding boxes are not accurate, which could impair the tracking result. We give an example in Fig.4.

### References

- [1] Alex Bewley, Zongyuan Ge, Lionel Ott, Fabio Ramos, and Ben Uppcroft. Simple online and realtime tracking. In *2016 IEEE International Conference on Image Processing (ICIP)*, pages 3464–3468, 2016. 1
- [2] Erik Bochinski, Volker Eiselein, and Thomas Sikora. High-speed tracking-by-detection without using image information. In *International Workshop on Traffic and Street Surveillance for Safety and Security at IEEE AVSS 2017*, Lecce, Italy, Aug. 2017. 1, 3
- [3] Anthony Cioppa, Adrien Deliege, Floriane Magera, Silvio Giancola, Olivier Barnich, Bernard Ghanem, and Marc

Table 1. Results on SoccerNet testing set with oracle detections (GIoU Tracker and DIOU Tracker are implemented by us). Although GIoU [7] and DIOU [13] can incorporate non-overlapped boxes, applying them in MOT may not generate comparable results as our C-BIoU does. Integrating appearance features in our offline link can improve HOTA score since the uniforms are different between two soccer teams, and the referee also has a different uniform.

Tracker	HOTA↑	DetA↑	AssA↑	MOTA↑	IDF1↑
GIoU Tracker [7]	79.8	<b>99.7</b>	63.8	97.8	73.4
DIOU Tracker [13]	84.8	<b>99.7</b>	71.2	99.2	79.9
IoU Tracker [2]	81.9	99.4	67.5	<b>99.8</b>	75.7
C-BIoU (max_age=60)	89.2	99.4	80.0	99.4	86.1
C-BIoU (max_age=60) + Offline Link (train re-id by SoccerNet)	91.4	<b>99.7</b>	83.7	99.6	89.4
C-BIoU (max_age=1)	88.1	99.5	77.9	99.4	83.3
C-BIoU (max_age=1) + Offline Link (train re-id by Market)	90.9	99.5	82.9	99.5	89.2
C-BIoU (max_age=1) + Offline Link (train re-id by SoccerNet)	<b>92.8</b>	99.5	<b>86.4</b>	99.5	<b>91.3</b>

Table 2. Results on SoccerNet challenging set with oracle detections.

Tracker	HOTA↑	DetA↑	AssA↑	MOTA↑	IDF1↑
C-BIoU (max_age=60)	89.6	99.6	80.7	99.6	87.5
C-BIoU (max_age=1) + Offline Link (train re-id by SoccerNet)	<b>93.2</b>	<b>99.8</b>	<b>87.2</b>	<b>99.7</b>	<b>91.6</b>

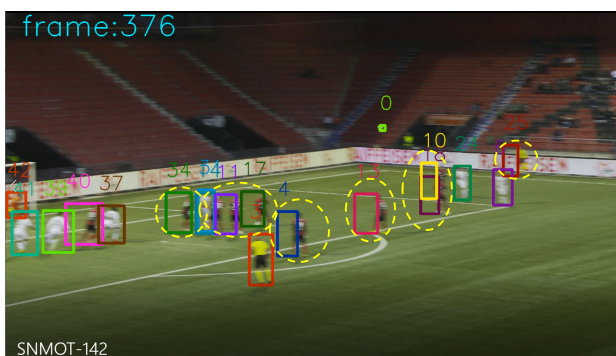


Figure 4. An example of inaccurate GT detections in the testing set. Inaccurate bounding boxes are highlighted by yellow circles.

Van Droogenbroeck. Camera calibration and player localization in soccer-net-v2 and investigation of their representations for action spotting. In *Proceedings of the IEEE/CVF Conference on Computer Vision and Pattern Recognition*, pages 4537–4546, 2021. 2

- [4] Yang Fan, Odashima Shigeyuki, Masui Shoichi, and Shan Jiang. Hard to track objects with irregular motions and similar appearances? make it easier by buffering the matching space. In *Proceedings of the IEEE/CVF Winter Conference on Applications of Computer Vision (WACV)*, pages 1–10, January 2023. 1
- [5] Silvio Giancola, Anthony Cioppa, Adrien Delière, Floriane Magera, Vladimir Somers, Le Kang, Xin Zhou, Olivier Barnich, Christophe De Vleeschouwer, Alexandre Alahi, et al. SoccerNet 2022 challenges results. In *Proceedings of the 5th International ACM Workshop on Multimedia Content Analysis in Sports*, pages 75–86, 2022. 1
- [6] H. Luo, W. Jiang, Y. Gu, F. Liu, X. Liao, S. Lai, and J. Gu. A strong baseline and batch normalization neck for deep person re-identification. *IEEE Transactions on Multimedia*, pages 1–1, 2019. 1
- [7] Hamid Rezaatoughi, Nathan Tsoi, JunYoung Gwak, Amir Sadeghian, Ian Reid, and Silvio Savarese. Generalized intersection over union: A metric and a loss for bounding box regression. In *Proceedings of the IEEE/CVF conference on*

*computer vision and pattern recognition*, pages 658–666, 2019. 1, 3

- [8] Nicolai Wojke, Alex Bewley, and Dietrich Paulus. Simple online and realtime tracking with a deep association metric. In *IEEE international conference on image processing*, pages 3645–3649, 2017. 1
- [9] Fan Yang, Xin Chang, Chenyu Dang, Ziqiang Zheng, Sakriani Sakti, Satoshi Nakamura, and Yang Wu. Remots: Self-supervised refining multi-object tracking and segmentation. *arXiv preprint arXiv: Arxiv-2007.03200*, 2020. 1
- [10] Fan Yang, Xin Chang, Sakriani Sakti, Yang Wu, and Satoshi Nakamura. Remot: A model-agnostic refinement for multiple object tracking. *Image and Vision Computing*, 106:104091, 2021. 1
- [11] Yifu Zhang, Peize Sun, Yi Jiang, Dongdong Yu, Zehuan Yuan, Ping Luo, Wenyu Liu, and Xinggang Wang. Byte-track: Multi-object tracking by associating every detection box. *arXiv preprint arXiv:2110.06864*, 2021. 1
- [12] Liang Zheng, Liyue Shen, Lu Tian, Shengjin Wang, Jingdong Wang, and Qi Tian. Scalable person re-identification: A benchmark. In *Computer Vision, IEEE International Conference on*, 2015. 2
- [13] Zhaohui Zheng, Ping Wang, Wei Liu, Jinze Li, Rongguang Ye, and Dongwei Ren. Distance-iou loss: Faster and better learning for bounding box regression. In *Proceedings of the AAAI Conference on Artificial Intelligence*, volume 34, pages 12993–13000, 2020. 1, 3