

PHYSICS-INFORMED NEURAL NETWORKS FOR PATHLOSS PREDICTION

Steffen Limmer, Alberto Martinez Alba, Nicola Michailow

Siemens AG, Technology, Otto-Hahn-Ring 6, 81739 Munich, Germany (e-mail: steffen.limmer@siemens.com).

ABSTRACT

This paper introduces a physics-informed machine learning approach for pathloss prediction. This is achieved by including in the training phase simultaneously (i) physical dependencies between spatial loss field and (ii) measured pathloss values in the field. It is shown that the solution to a proposed learning problem improves generalization and prediction quality with a small number of neural network layers and parameters. The latter leads to fast inference times which are favorable for downstream tasks such as localization. Moreover, the physics-informed formulation allows training and prediction with small amount of training data which makes it appealing for a wide range of practical pathloss prediction scenarios.

Index Terms— physics-informed neural networks, pathloss prediction, machine learning

1. INTRODUCTION

Learning and prediction of spatial loss fields and pathloss maps in radio technologies is an important problem used for many downstream tasks such as localization and quality-of-service prediction (data rate, latency, upcoming connection loss, etc.). These tasks are often based on received signal strength indicator (rssi) of the signal. For example, rssi is used to trigger handovers and to enable basestation association for load balancing purposes. Therefore, utilizing rssi information for learning and prediction of pathloss maps is attractive since pathloss measurements are already built-in in many wireless protocols. One drawback of rssi is a high measurement and calibration effort which is necessary in order to achieve a satisfactory accuracy for pathloss prediction or solving downstream tasks such as localization to high accuracy. On the other hand, model-based simulation methods have been used to simulate wave propagation effects in structured environments as typically found inside buildings and dense building areas. Such propagation environments are typically composed of individual objects such as walls, furniture, machinery or building materials for which physical transmission properties such as transmission coefficients at various frequencies are available from measurement campaigns [1].

This work was supported by the German Federal Ministry of Education and Research (BMBF) project KICK.

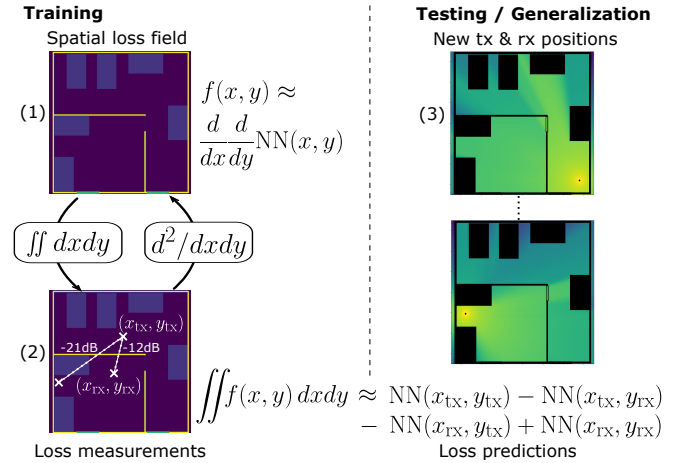


Fig. 1. Physics-informed pathloss prediction. (1) The spatial loss field is approximated by the (mixed) derivative of an NN. (2) Pathloss measurements are approximated by signed sums of NN evaluations. (3) At test time, loss predictions are made for arbitrary tx, rx positions by signed NN evaluations.

However, using model-based simulations for solving downstream tasks such as localization is difficult due to model mismatch and lack of automatically calculated gradients.

This paper proposes a method to learn spatial loss fields and perform low-complexity physics-informed prediction based on modelling of site-information and recorded pathloss measurements. The proposed method uses a physics-based problem formulation to achieve better generalization to new transmit and receive locations which enables higher accuracy of downstream tasks such as localization with a smaller amount of training data. In addition, the approach can be used to obtain structural information about the site in uncertain or unknown areas from partial information.

2. PRIOR ART

2.1. Model-based simulation

Model-based simulations such as WinProp¹ or Pylayers [2] are often based on raytracing or on finite-difference time domain and can be used to model and simulate pathloss maps and spatial loss fields. Simulations are typically very costly

¹<https://www.altair.com/feko-applications>

with reported runtimes of approximately 1 s for simulations based on the dominant path model, and 10 s for simulations based on intelligent ray tracing [3]. Due to the long runtime, it is difficult to solve downstream tasks such as localization with model-based simulations, e.g., robot navigation or robot collaboration in highly dynamic environments like factories. In addition, simulators usually lack support for automatic differentiation which additionally slows down downstream optimization tasks. Simulations need to be calibrated to specific measurement hardware and need fine granular modelling of the site which is costly. In addition, there is typically only limited or no support to model partial information about the site geometry.

2.2. Machine learning approaches

Machine learning approaches to pathloss prediction and localization can be based, e.g., on convolutional networks [3]. The latter work uses a UNet architecture trained to mimic the rssi prediction of a model-based simulator which reduces runtime to approximately 1 ms and supports automatic differentiation for downstream tasks such as localization. On the other hand, it is not directly possible to include real-world measurements and physical propagation constraints. As a standard convolutional neural network is not aware of underlying physical dependencies, it requires a high number of trainable parameters (exceeding 1 million) which results in long training times and limited generalization capability. In addition, the unawareness of physical dependencies may result in artifacts in the reconstructed pathloss maps.

3. PHYSICAL PROPAGATION MODEL

In the following we introduce a physics-informed learning problem, where a single neural network is trained jointly on pathloss (rssi) measurements and information about the underlying spatial loss field. Following [4], the rssi between a transmitter located at $\mathbf{x}_{\text{tx}} = [x_0, y_0]$ and a receiver located at $\mathbf{x}_{\text{rx}} = [x_1, y_1]$ is modelled by

$$\text{RSSI}(\mathbf{x}_{\text{tx}}, \mathbf{x}_{\text{rx}}) = G_0 - \gamma \log_{10} \|\mathbf{x}_{\text{tx}} - \mathbf{x}_{\text{rx}}\| - \text{ISLF}(\mathbf{x}_{\text{tx}}, \mathbf{x}_{\text{rx}}) \quad (1)$$

In (1), the first component G_0 denotes the transmit power, the second component models the free-space component of the pathloss and the third component is the integrated spatial loss field ISLF. The ISLF models additional attenuation by obstacles as a (weighted) integral over a spatial loss field SLF according to

$$\text{ISLF}(\mathbf{x}_{\text{tx}}, \mathbf{x}_{\text{rx}}) = \int_{\mathbf{x}_{\text{rx}}}^{\mathbf{x}_{\text{tx}}} w(\mathbf{x}) \text{SLF}(\mathbf{x}) d\mathbf{x}. \quad (2)$$

The transmit power G_0 and free-space component parameter γ can be assumed known as they can be measured or estimated using conventional approaches. Hence, the main

Material	Loss at 2.5 GHz	Loss at 60 GHz
Drywall	2.1 (dB/cm)	2.4 (dB/cm)
Whiteboard	0.3 (dB/cm)	5.0 (dB/cm)
Glass	20.0 (dB/cm)	11.3 (dB/cm)

Table 1. Office material attenuation at 2.5 GHz and 60 GHz. (reproduced from [1])

problem is to obtain a tractable learning approach involving SLF and ISLF. The latter explicitly encodes the transmission of radio waves travelling between different transmit-receive pairs $(\mathbf{x}_{\text{rx},i}, \mathbf{x}_{\text{tx},i})$ through common building materials.

ISLF training data is obtained from rssi measurements between different tx-rx pairs according to

$$\text{ISLF}(\mathbf{x}_{\text{tx}}, \mathbf{x}_{\text{rx}}) = G_0 - \text{RSSI}(\mathbf{x}_{\text{tx}}, \mathbf{x}_{\text{rx}}) - \gamma \log_{10} \|\mathbf{x}_{\text{tx}} - \mathbf{x}_{\text{rx}}\|$$

resulting in a dataset of tuples

$$\mathcal{D} := (\mathbf{x}_{\text{tx},j}, \mathbf{x}_{\text{rx},j}, \text{ISLF}(\mathbf{x}_{\text{tx},j}, \mathbf{x}_{\text{rx},j}))_{j \in \mathcal{J}}. \quad (3)$$

SLF training data can be derived from site geometry information via transmission coefficients of common building materials such as drywall, whiteboard or glass as available in the literature (see Table 1, Fig. 4).

4. PHYSICS-INFORMED LEARNING OF INTEGRAL EQUATIONS

4.1. Solving integral equations with neural networks

Physics-informed neural networks (pinns) have been introduced recently in [5] to include physical constraints already in the design and training of neural networks. In the literature, pinns have been applied to partial-differential equations (pdes) such as the Navier–Stokes equations [5] but pathloss prediction requires solving an integral equation (1). An approach for solving integral equations has been presented recently in [6] but is based on a rather complex normalizing flow. This section outlines a possible physics-informed learning approach for an integral equation based on standard neural networks and antiderivative rules for indefinite integration as explained, e.g., in [7].

Conventional training of a neural network $\text{NN}(\boldsymbol{\theta}, x_i, y_i)$ with parameters $\boldsymbol{\theta}$ for a bivariate function $f(x_i, y_i)$ is done by minimizing

$$\text{Loss}(\boldsymbol{\theta}) = \sum_i \phi \left(f(x_i, y_i) - \text{NN}(\boldsymbol{\theta}, x_i, y_i) \right), \quad (4)$$

where $\phi(\cdot)$ is an appropriate loss function such as squared, absolute or huber loss. In order to solve an integral equation, the neural network $\text{NN}(\boldsymbol{\theta}, x_i, y_i)$ is trained to calculate integrals

$$\int_{x_l}^{x_u} \int_{y_l}^{y_u} f(x, y) dx dy \quad (5)$$

by minimizing the error

$$\text{Loss}(\boldsymbol{\theta}) = \sum_i \phi \left(f(x_i, y_i) - \frac{d}{dx} \frac{d}{dy} \text{NN}(\boldsymbol{\theta}, x_i, y_i) \right), \quad (6)$$

where the derivative $\frac{d}{dx} \frac{d}{dy} \text{NN}(\boldsymbol{\theta}, x_i, y_i)$ can be calculated at training time for points (x_i, y_i) using standard automatic differentiation. After optimizing the neural network parameters $\boldsymbol{\theta}^*$, integrals over the rectangular domain $[x_0, y_0] \times [x_1, y_1]$ can be calculated according to

$$\int_{x_l}^{x_u} \int_{y_l}^{y_u} f(x, y) dx dy = \text{NN}(\boldsymbol{\theta}, x_l, y_l) - \text{NN}(\boldsymbol{\theta}, x_u, y_l) - \text{NN}(\boldsymbol{\theta}, x_l, y_u) + \text{NN}(\boldsymbol{\theta}, x_u, y_u). \quad (7)$$

4.2. Problem Formulation

The joint physics-aware learning problem using SLF and ISLF training data can be posed via a novel training loss function.

The first formulation assumes that the ISLF corresponds to a two-dimensional integral over the rectangular domain define by $\mathbf{x}_{\text{tx}} := (x_0, y_0)$ and $\mathbf{x}_{\text{rx}} := (x_1, y_1)$, i.e.,

$$\text{ISLF}(\mathbf{x}_{\text{tx}}, \mathbf{x}_{\text{rx}}) = \int_{x_0}^{x_1} \int_{y_0}^{y_1} w(x, y) \text{SLF}(x, y) dx dy, \quad (8)$$

where $w(x, y)$ denotes a properly defined weight function. Typical weight functions include the Dirac delta distribution supported on the line of sight, the network shadowing, normalized ellipse, or inverse area elliptical model [4, 8]. As elliptical weight functions increase the dimensionality and introduce a domain dependency, we employ the line integral model as in traditional computer tomography applications. We note that the network shadowing model can be obtained by simple application of a distance based scaling factor to the training data and to the predictions at testing time.

To reduce the dimensionality of the integration we employ the well-known Radon transform [9] to reduce the integration dimension according to

$$\int_{x_0}^{x_1} \int_{y_0}^{y_1} \delta(\overline{(x_0, y_0), (x_1, y_1)}) \text{SLF}(x, y) dx dy \equiv \int_{z_0}^{z_1} \text{SLF}(z, \alpha, s) dz,$$

with $\overline{(x_0, y_0), (x_1, y_1)}$ denoting the line through transmitter and receiver coordinates.

The corresponding loss function in Radon-domain is

given by

$$\begin{aligned} \text{Loss}(\boldsymbol{\theta}) = \sum_i \phi \left(\text{SLF}(z_i, \alpha_i, s_i) - \frac{d}{dz} \text{NN}(\boldsymbol{\theta}, z_i, \alpha_i, s_i) \right) \\ + \sum_j \rho \left(\text{ISLF}(z_{0,j}, z_{1,j}, \alpha, s) - (\text{NN}(\boldsymbol{\theta}, z_{0,j}, \alpha_j, s_j) - \text{NN}(\boldsymbol{\theta}, z_{1,j}, \alpha_j, s_j)) \right). \end{aligned} \quad (9)$$

The transform of (x, y) -coordinates to Radon coordinates is given by

$$(z, \alpha, s) \rightarrow (x, y) : \quad (10)$$

$$(x, y) = (z \sin \alpha + s \cos \alpha, -z \cos \alpha + s \sin \alpha), \quad (11)$$

and the integration domain $[x_0, x_1] \times [y_0, y_1]$ is transformed according to the bijection $(x_0, y_0, x_1, y_1) \rightarrow (z_0, z_1, \alpha, s)$:

$$\alpha = \text{atan2}(y_1 - y_0, x_1 - x_0) + \frac{\pi}{2}. \quad (12)$$

and

$$\begin{bmatrix} z_0 \\ z_1 \\ s \end{bmatrix} = \begin{bmatrix} \sin \alpha & 0 & \cos \alpha \\ -\cos \alpha & 0 & \sin \alpha \\ 0 & \sin \alpha & \cos \alpha \\ 0 & -\cos \alpha & \sin \alpha \end{bmatrix}^\dagger \begin{bmatrix} x_0 \\ y_0 \\ x_1 \\ y_1 \end{bmatrix}, \quad (13)$$

where $(\cdot)^\dagger$ denotes the Moore-Penrose pseudo inverse.

5. SIMULATION RESULTS

To benchmark the physics-informed training approach we model a spatial loss field according to an actual building floor plan with color encoding the approximate attenuation of different building materials as depicted in Fig. 2. The cost function (9), Radon-transform (13), NN forward and NN derivative operators are implemented in the JAX automatic differentiation system [10] and the NN architecture is a 3-layer MLP with Fourier feature encoding, 256 neurons per layer, sigmoid activation function and normalized mean-squared error loss function. The training time of the final model was approximately 1 h on an NVIDIA RTX A2000 and inference time per path of the trained model is approximately 10 μ s.

Examples for a test stage pathloss map not part of training data but with similar site geometry are provided for the proposed pinn in Fig. 3 and for a reference using Pylayers [2] with a Motley-Keenan model in Fig. 4. It can be observed that the physics-informed neural network allows a fine-grained prediction including details of the propagation environment such as smaller attenuation by doors compared to drywalls.

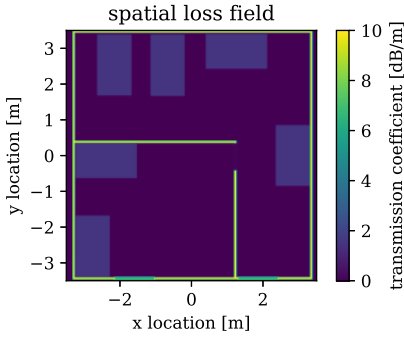


Fig. 2. Spatial loss field based on a building floor plan.

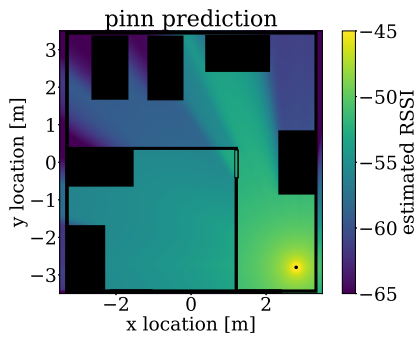


Fig. 3. Test stage pathloss map using proposed method.

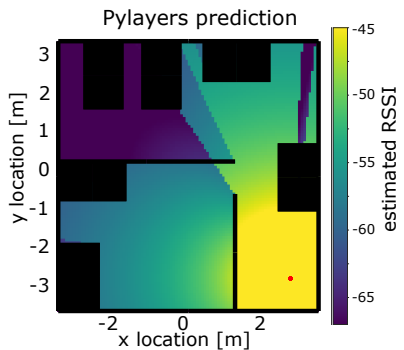


Fig. 4. Pathloss map calculated using Pylayers [2] and Motley-Keenan model.

6. CONCLUSION

This paper introduced a new physics-aware machine learning method for pathloss prediction. While physics-aware learning methods have been mainly used for partial-differential equations (pdes), this paper introduced a novel formulation to solve an integral equation that appears in pathloss prediction and tomography applications. Compared to previous approaches, the approach allows to include both information about the site geometry and recorded pathloss measurements

between different transmitter and receiver pairs. By adhering to physical constraints, consistent pathloss predictions including fine-grained details of propagation environments can be obtained using standard neural networks.

7. REFERENCES

- [1] C.R. Anderson and T.S. Rappaport, "In-building wide-band partition loss measurements at 2.5 and 60 ghz," *IEEE Transactions on Wireless Communications*, vol. 3, pp. 922–928, 2004.
- [2] N. Amiot, M. Laaraiedh, and B. Uguen, "Pylayers: An open source dynamic simulator for indoor propagation and localization," in *2013 IEEE International Conference on Communications Workshops (ICC)*. IEEE, 2013, pp. 84–88.
- [3] R. Levie, Ç. Yapar, G. Kutyniok, and G. Caire, "Radiounet: Fast radio map estimation with convolutional neural networks," *IEEE Transactions on Wireless Communications*, vol. 20, pp. 4001–4015, 2021.
- [4] N. Patwari and P. Agrawal, "Nesh: A joint shadowing model for links in a multi-hop network," in *2008 IEEE International Conference on Acoustics, Speech and Signal Processing*. IEEE, 2008, pp. 2873–2876.
- [5] M. Raissi, P. Perdikaris, and G. Karniadakis, "Physics-informed neural networks: A deep learning framework for solving forward and inverse problems involving nonlinear partial differential equations," *Journal of Computational physics*, vol. 378, pp. 686–707, 2019.
- [6] T. Müller, F. Rousselle, A. Keller, and J. Novák, "Neural control variates," *ACM Transactions on Graphics (TOG)*, vol. 39, no. 6, pp. 1–19, 2020.
- [7] D. Lindell, J. Martel, and G. Wetzstein, "Autoint: Automatic integration for fast neural volume rendering," in *Proceedings of the IEEE/CVF Conference on Computer Vision and Pattern Recognition*, 2021, pp. 14556–14565.
- [8] B. Hamilton, X. Ma, R. Baxley, and S. Matechik, "Propagation modeling for radio frequency tomography in wireless networks," *IEEE Journal of Selected Topics in Signal Processing*, vol. 8, no. 1, pp. 55–65, 2013.
- [9] A. Maier, S. Steidl, V. Christlein, and J. Hornegger, "Medical imaging systems: An introductory guide," 2018.
- [10] J. Bradbury, R. Frostig, P. Hawkins, M. Johnson, C. Leary, D. Maclaurin, G. Necula, A. Paszke, J. VanderPlas, S. Wanderman-Milne, and Q. Zhang, "JAX: composable transformations of Python+NumPy programs," 2018.