

Video Instance Shadow Detection

Zhenghao Xing^{1,*}, Tianyu Wang^{1,*}, Xiaowei Hu^{2,†}, Haoran Wu¹, Chi-Wing Fu¹, and Pheng-Ann Heng¹

¹ The Chinese University of Hong Kong

² Shanghai Artificial Intelligence Laboratory




Figure 1. Given the video clip shown in (a), our SSIS-Track framework can effectively detect, segment, associate, and track the dancer together with her shadow (b), and enable many applications, e.g., clone the dancer with her shadow and produce compelling effects (c).

Abstract

Video instance shadow detection aims to simultaneously detect, segment, associate, and track paired shadow-object associations in videos. This work has three key contributions to the task. First, we design SSIS-Track, a new framework to extract shadow-object associations in videos with paired tracking and without category specification; especially, we strive to maintain paired tracking even the objects/shadows are temporarily occluded for several frames. Second, we leverage both labeled images and unlabeled videos, and explore temporal coherence by augmenting the tracking ability via an association cycle consistency loss to optimize SSIS-Track’s performance. Last, we build SOBA-VID, a new dataset with 232 unlabeled videos of 5,863 frames for training and 60 labeled videos of 1,182 frames for testing. Experimental results show that SSIS-Track surpasses baselines built from SOTA video tracking and instance-shadow-detection methods by a large margin. In the end, we showcase several video-level applications.

*Joint first authors

†Corresponding author (huxiaowei@pjlab.org.cn)

1. Introduction

Instance shadow detection [27–29] suggests finding the shadows together with the associated objects in images to support photo-editing applications and light direction estimation. With the explosive growth of videos on the Internet, the demand for video editing is enormous. However, existing approaches [27–29] provide mainly image-level editing, making it hard to allow easy-to-use and good-quality video editing due to the lack of considering the temporal dimension and also the shadow-object tracking.

Video instance shadow detection (VISD) is a new task, aiming *not only to find shadows together with their associated objects in video frames but also to track each shadow, each object, and each shadow-object association in the video*. VISD has great potential to benefit many applications, e.g., (i) instance copy-paste, in which we copy a shadow-object pair extracted from a video and paste it together into another (or the same) video; Fig. 1 shows an example. (ii) the vision system of autonomous driving, for which we can enhance its object awareness by considering the object shadows to help avoid blind-spot accidents when the object is occluded; and (iii) video in-painting [15, 18],




Figure 2. Visual comparison of results produced by SSIS-Track (ours) and by SSIS+Mask2Former. Each row shows three frames from a video clip. Detected shadows and objects that are associated are marked in the same color. Please zoom in to see details.

which obliterates the entire object by simultaneously accessing the object mask with the associated shadow mask.

To achieve *VISD* is challenging, as we have to detect and track individual shadows and objects, as well as their associations, over time. Intuitively, we may combine methods for *video instance segmentation* and *instance shadow detection* to achieve the task. However, doing so has several critical drawbacks. First, existing approaches for *video instance segmentation* are applicable only to instances of specific categories. Yet, *VISD* aims to detect any foreground object with shadows. Second, methods for *video instance segmentation* require rich features from the objects for tracking. Yet, shadow instances have limited features. Last, existing methods for *instance shadow detection* only focus on paired shadow-object associations, thus failing to track unpaired shadow/object instances. Yet, shadows and objects in a video may not be visible all the time together. If one of them is occluded or moves out of view for a while, existing methods would lose track of them.

To address the drawbacks, we design *SSIS-Track*, a new end-to-end framework for *VISD* that (i) detects object instances of any categories with their associated shadow instances, (ii) tracks object/shadow instances and their associations, and (iii) retrieves unpaired instances by using the detected instances from adjacent video frames.

To achieve instance paired tracking, we build *SSIS-Track* by designing a tracking branch over *SSIS* [27, 28]. First, we leverage the labeled images in *SOBA* [29] to train the tracking branch by contrastive learning [5, 7], such that it can learn to generate distinguishable tracking embeddings of shadow/object instances. Specifically, we encourage

the distance between the tracking embeddings to be small when they are from the same instance. Also, we collect unlabeled videos in *SOBA-VID* to refine the performance of *SSIS-Track* by exploring the temporal information in a self-supervised manner [10, 14, 30]. Further, we adopt a tracking-by-detection approach to match instances frame by frame to enable instance paired tracking. Last, we design a new retrieving mechanism to handle unpaired instances that typically happen when an object/shadow is temporarily occluded or out of view in the video. Fig. 2 shows examples, where our *SSIS-Track* successfully detects various paired shadow-object associations and retrieves an unpaired shadow instance in videos.

To train *SSIS-Track* with less reliance on video instance annotations, we compile *SOBA-VID*, a new dataset with a set of unlabeled videos for training and another set of labeled videos for testing. Besides, for quantitative performance evaluation on the *VISD* task, we formulate the *SOAP-VID* metric based on *SOAP* [29] by considering Intersection-over-Union (IoU) computation in a spatio-temporal manner [34]. In the end, we perform a series of experiments, manifesting *SSIS-Track*'s effectiveness and applicability in video editing.

2. Related Work

Instance shadow detection is a variant of instance segmentation, additionally considering the detection of shadows and their associations with objects. *LISA* [29] is the first method for the task, with a two-stage end-to-end framework to predict bounding boxes and masks of shadow/object instances, as well as their associations, in images. It also includes a strategy to pair shadow and object instances. Recently, *SSIS* [27, 28] approaches the task with a single-stage fully convolutional network architecture and a bidirectional relation learning module to learn the relation between the shadow and object instances. *Video instance shadow detection (VISD)* extends the *instance shadow detection* task to the video domain. Its goal is to achieve instance shadow detection and also instance paired tracking in videos. In this work, *SSIS* serves as a baseline of our *SSIS-Track*.

Video instance segmentation. The major difference between *video instance segmentation (VIS)* and *video instance shadow detection (VISD)* is that *VIS* cannot effectively track shadow instances with the associated objects. Mainstream approaches for the *VIS* task are mainly online or offline.

Online methods, also known as tracking-by-detection, detect instances in each frame and then match the detected instances in a frame-by-frame manner. *MaskTrack R-CNN* [34] is the first online method for *VIS*, with a tracking head added upon *Mask R-CNN* [8] to predict tracking embeddings of all the detected instances and then use them for instance matching in videos. Similar methods include *VPSNet* [12] and *TrackR-CNN* [26]. Other methods, e.g.,

CrossVIS [35] and *STC* [11], adopt a similar tracking head, but are built upon *CondInst* [24] instead of *Mask R-CNN*.

Offline methods directly segment instances in videos by considering each instance as a sub-volume in the 3D spatio-temporal volume of the input video. Inspired by *DETR* [3], a transformer-based method *VisTR* [31] first considers *VIS* as a sequence decoding problem. This idea is also adopted by *IFC* [9], *SeqFormer* [32], and *Mask2Former* [4]. Recently, the first semi-supervised *VIS* approach [5], which does not require video annotations, is proposed. So far, existing approaches for *VIS* can only handle classification, detection, segmentation, and tracking of instances for a maximum of 40 object categories by training their deep models on the current datasets [20, 34]. Besides, the mainstream approaches rely heavily on annotated videos. In comparison, *SSIS-Track* has no reliance on video instance annotations in the training process and detects foreground objects and their associated shadows without identifying their categories.

Self-supervised learning for videos. To obtain labeled video data is one of the most critical bottlenecks of exercising deep learning on videos. This motivates the development of self-supervised learning to take out the burden of annotating the videos. Mainstream self-supervised learning approaches [10, 13, 14, 30, 33] learn pixel or instance representation for downstream video tasks, *e.g.*, object tracking, by exploiting temporal correspondence in unlabeled videos. As a self-supervision signal, cycle consistency loss is often used to train the tracking embedding. By doing so, we can finetune *SSIS-Track* on unlabeled videos and further enhance *SSIS-Track*'s performance in paired tracking. Beyond the existing methods, the tracking embedding for the correspondence module in *SSIS-Track* is formed by, paired shadow and object embeddings where both space and time correspondences are formulated during the training to promote paired shadow-object tracking.

3. SOBA-VID Dataset

We build SOBA-VID (Shadow-Object Association of VIDEos), a new dataset for video instance shadow detection. When compiling it, we consider the following criteria: (i) the collected videos must contain common shadow-object pairs; (ii) the shadows in videos should be clear without ambiguity; (iii) the instance categories and scenarios in the collected videos should be diverse, for both the occluded shadows and objects; and (iv) we try to include videos with motion backgrounds and diverse light directions.

Overall, SOBA-VID has 292 videos with 7045 frames, collected from (i) existing datasets, *DAVIS* [2], *YouTube-VIS* [34], and *OVIS* [20], (ii) self-collected videos, and (iii) keyword search on the Internet by “shadow plus common instances.” We randomly split the videos into a training set (232 videos, 5863 frames) and a testing set (60 videos, 1182

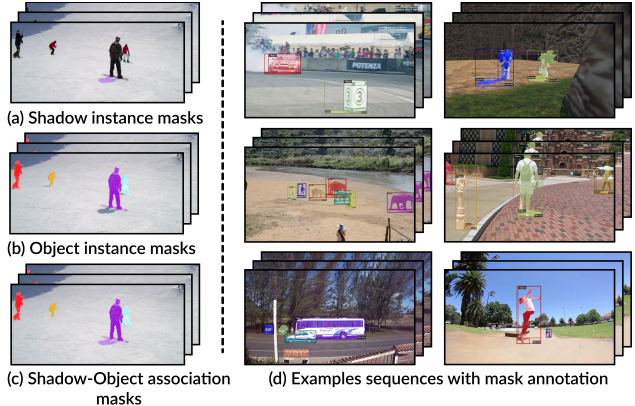


Figure 3. Example frames in our SOBA-VID dataset contain (a) shadow instances, (b) object instances, and (c) their associations. More examples are presented in (d).

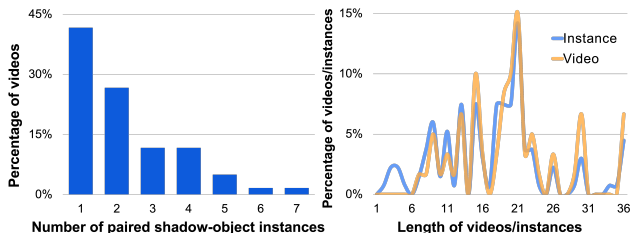


Figure 4. Statistical properties of the SOBA-VID test set.

frames). For the videos in test set, we manually annotate the masks of each shadow/object instance frame by frame using Apple Pencil and associate them to form shadow-object pairs (134 pairs in total); see Fig. 3 for some examples. Further, we analyze the statistics of SOBA-VID. From Fig. 4, we can see that (i) SOBA-VID contains a diverse number of paired shadow-object associations per video, with around 2.23 pairs on average; and (ii) as shown in the right sub-figure, the length of both videos and instances are diverse and the average lengths of videos and instances are 19.7 and 17.2, respectively. Note that Fig. 3 (d) shows various example frames in SOBA-VID; please refer to the supplementary material for more examples and results.

4. Methodology

4.1. Overall Network Architecture

Fig. 5 shows the overall architecture of *SSIS-Track*, which has two stages. (i) Given labeled images from SOBA, we adopt *SSIS* [27] to learn to detect and segment the shadow instances with its associated object instances by using image-level supervision. Then, we leverage the tracking tower to dynamically generate the network parameters, which will be assigned to the tracking head to predict the tracking embeddings. (ii) Given the unlabeled videos from SOBA-VID, we use the temporal correspondence to further improve the ability of the tracking branch to perform paired

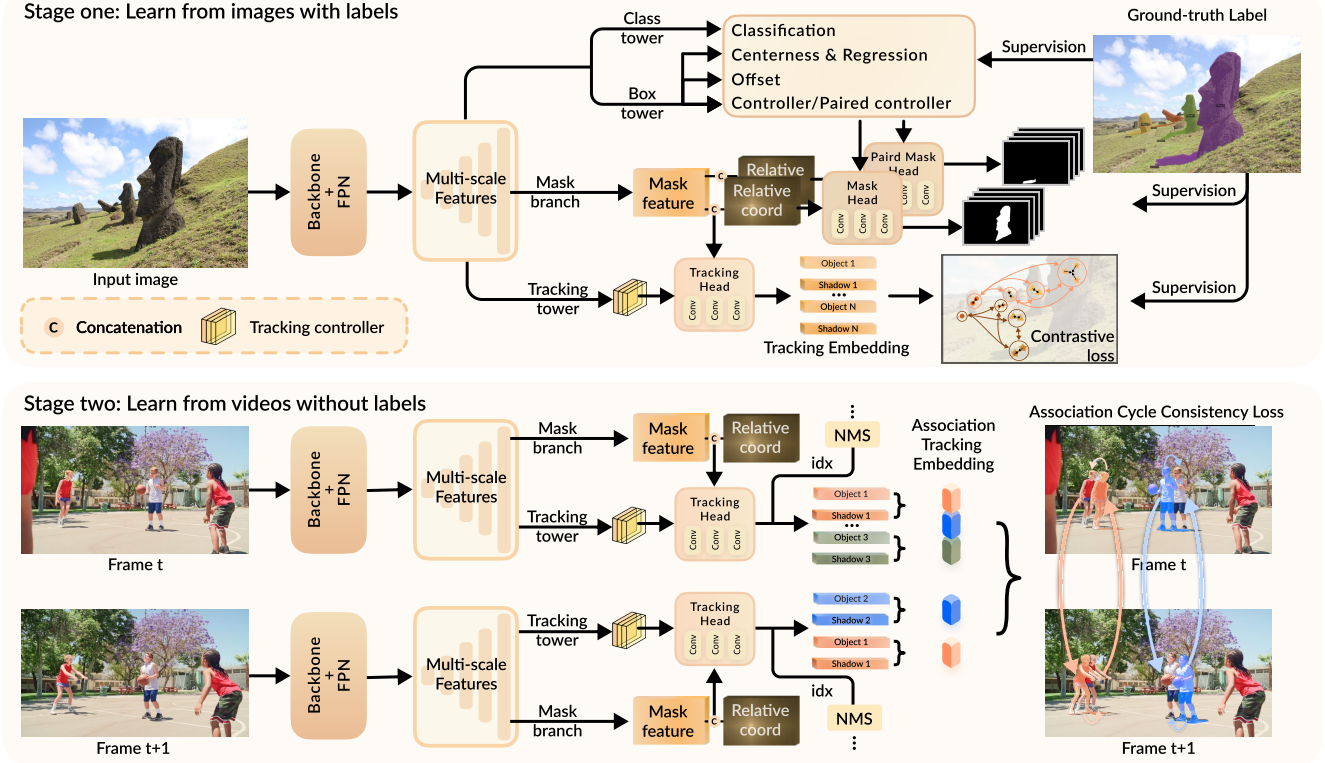


Figure 5. The schematic illustration of our two-stage SSIS-Track framework. In the first stage (top), the framework first learns from images with labels in a supervised manner. Then, in the second stage (bottom), it learns from videos without labels in a self-supervised manner.

tracking, which is trained in a self-supervised manner. In the following, we elaborate on how to learn a tracking embedding for instance paired tracking (Section 4.2) and introduce the bidirectional retrieving mechanism to further enhance the tracking ability (Section 4.3).

4.2. Instance Paired Tracking

Except training our framework on the SOBA dataset to teach it to perform instance shadow detection on single images, we develop and incorporate various new components, *i.e.*, tracking tower, tracking head, and tracking controller, together forming the tracking branch, such that it can effectively learn to track paired shadows and objects in videos. Procedure-wise, we first train the newly-added tracking components on single images in a supervised manner, and then adopt a self-supervised learning approach by training SSIS-Track on unlabeled videos, such that we can avoid the burden of labeling masks of paired shadows and objects frame-by-frame on videos.

Learning from labeled images. First, we leverage labeled image data to train SSIS-Track. As shown in Fig. 5, given a single image, we adopt the feature pyramid network [16] to extract features. Beyond the box and class towers in SSIS [27, 28] to predict shadow and object instances on single images, we add a tracking tower and a tracking

controller to generate parameters of the convolutional filters for each shadow/object instance. The generated filters are then used in the tracking head to predict the tracking embedding of each instance. The inputs to the tracking head are the concatenation of the mask features and relative coordinates of each instance; see [27, 28] for details.

To learn to track, we propose to make the tracking embeddings from the same instance to be closer in the latent space, or more distant, otherwise. Here, we adopt contrastive learning [5, 7]. Specifically, for the i -th instance Ω_i , we compute the center embedding C_i as the average value of all the embeddings belonging to this instance:

$$C_i = \frac{1}{N_i} \sum_{e \in \Omega_i} f_e, \quad (1)$$

where f_e denotes the instance-level tracking embedding of Ω_i and N_i denotes the number of locations on the feature maps belong to Ω_i with classification score > 0.05 [25]. To encourage closer embeddings from the same instance, we adopt the center loss to minimize the L1 distance:

$$L_i^{center} = \sum_{e \in \Omega_i} \|C_i - f_e\|. \quad (2)$$

To make the embeddings distinctive from embeddings of other instances, we push the center embeddings of all the

other instances further apart. To do so, we compute a dense similarity matrix $Sim(i, j)$ that represents the similarity between any two center embeddings:

$$Sim(i, j) = \frac{\exp(C_i^T \cdot C_j)}{\sum_{k=0}^K \exp(C_i^T \cdot C_k)}, \quad (3)$$

where K is the total number of instances. Note that we calculate the similarity matrix for both shadows and objects, respectively, based on the predicted classification results from the class tower, denoted as Sim_S and Sim_O . Then, we introduce the contrast loss in terms of the cross entropy C_{en} to maximize the self-matching likelihood and push different instances as far away as possible:

$$L^{contra} = C_{en}(Sim_S, I) + C_{en}(Sim_O, I), \quad (4)$$

where I is an identity matrix.

By combining all L_i^{center} and L^{contra} together, we can jointly optimize the framework to learn the tracking ability from the input images.

Learning from unlabeled videos. Unlike the image data that provides labels for each instance, we adopt videos without labels to train the framework through self-supervised learning. Given two adjacent frames from in video, we first compute the tracking embeddings for the pixels with classification score > 0.05 on each instance. Then, we adopt non-maximum suppression (NMS) to obtain a paired shadow-object tracking embedding for each instance.

Afterward, we generate a transition matrix A by computing the embedding similarity of each pair of instances at different time frames, where each element $A_t^{t+1}(i, j)$ stands for the transition probability of the i^{th} instance at time t to the j^{th} instance at time $t + 1$. By using the idea of cycle consistency loss [10, 14, 30], if the i^{th} instance at time t is able to transit (similar) to the j^{th} instance at time $t + 1$, the inverse transition should also hold. Thus, we encourage the diagonal elements in the multiplication results of these two transition matrices A_t^{t+1} and A_{t+1}^t to have large values by comparing them with an identity matrix (I):

$$L^{cyc} = C_{en}(A_t^{t+1} A_{t+1}^t, I). \quad (5)$$

Note that cycle consistency loss in our approach adopted paired shadow-object tracking embeddings and it is conducted in both directions. Fig. 5 shows the detailed structure of performing self-supervised learning on unannotated videos in our SSIS-Track framework.

Tracking paired instances across frames. To perform instance paired tracking, we design a matching strategy to track each paired shadow-object association across time frames following [34]. First, we assume N instances in the tracking queue with their tracking embeddings represented by the features of each instance. Then, we assume

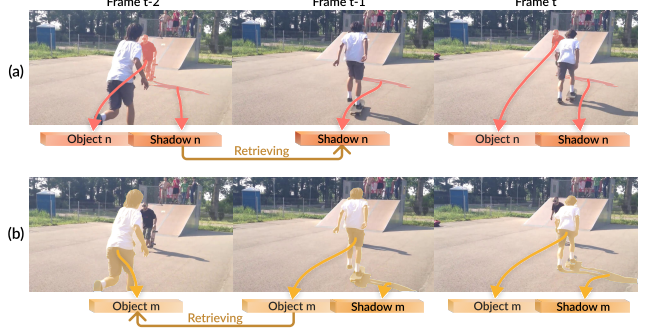


Figure 6. The schematic illustration of the bidirectional retrieving mechanism in our method.

M instances in the next video frame and compute their tracking embeddings. Moreover, we obtain the similarity $Score(f_i, f_j)$ between the instances in the frame and the instances in the tracking queue by computing the cosine similarity of their tracking embeddings and normalizing via a bidirectional softmax function:

$$Score(f_i, f_j) = \left[\frac{\exp(\cos(f_i, f_j))}{\sum_{k=1}^M \exp(\cos(f_k, f_j))} + \frac{\exp(\cos(f_i, f_j))}{\sum_{k=1}^N \exp(\cos(f_i, f_k))} \right] / 2, \quad (6)$$

where f_i denotes the detected instance tracking embedding in the current frame and f_j denotes the latest instance tracking embedding in the tracking queue. If the score is lower than a predefined matching threshold, we consider the instance as a new identity object and put its embedding into the tracking queue. Otherwise, we consider it as a tracked instance and update the corresponding embedding in the tracking queue. Note that we concatenate the tracking embeddings of the paired shadow-object associations as the overall tracking embedding, which is used in this strategy.

Other cues including the IoU score and confidence score are also utilized in the testing stage for tracking paired instances across frames, following [34]. For each newly-detected instance i , let f_i , b_i , and c_i denote its tracking embedding, bounding box, and confidence score, respectively. For instance j in the tracking queue with tracking embedding f_j and bounding box b_j , we can obtain the similarity score of the instances i and j by

$$FinalScore(i, j) = \alpha Score(f_i, f_j) + \beta IoU(b_i, b_j) + \gamma c_i, \quad (7)$$

where α , β , and γ are hyperparameters to balance different cues. Note that we only use Eq. (7) in testing.

4.3. Bidirectional Retrieving Mechanism for Unpaired Shadow/Object Instances

SSIS [27, 28] is able to perform instance shadow detection only on individual images and cannot detect

shadow/object instances without paired object/shadow instances. For video instance shadow detection, some shadows/objects may be missing for a short while, due to occlusion or moved out of the view. Hence, we should try to track individual shadow/object instances and find their associated object/shadow instances when they re-appear in the video.

To achieve this, we formulate a bidirectional retrieving mechanism, which is used only in the inference phase. In the matching procedure, we compute the similarity matrix using Eq. (6) by taking the tracking embeddings of individual shadow/object instances in the current frame and in the tracking queue. If we can successfully match their tracking embeddings, we will update the tracking embedding of the individual shadow/object instance in the queue and keep the corresponding tracking embedding of the paired object/shadow instance unchanged. Hence, we can track the paired shadow-object association after it re-appears in the video. If we cannot match the tracking embeddings in both the current frame and the tracking queue, we will ignore the shadow/object instance, since we can only handle paired shadow-object associations that appeared for at least one video frame. To further tackle the situation, where the paired shadow-object associations are in later frames, we will adopt this mechanism again but in a reverse order.

Fig. 6 shows two examples: (i) object n in (a) disappears in time frame $t - 1$, but his shadow remains. We can successfully track the shadow instance and re-match it with its object in time frame t ; (ii) shadow m appears only in time frames $t - 1$ and t . By using our retrieving mechanism in a reverse order, we are able to match object m at the previous time frame $t - 2$. Hence, by leveraging the tracking embeddings, we can retrieve unpaired instances back to improve the performance, thus promoting better visual effects on the applications of video instance shadow detection.

5. Experimental Results

5.1. Evaluation Metrics

To evaluate video instance shadow detection, we extend the evaluation metric SOAP [29] for single-image instance shadow detection to videos. A sample is considered a true positive when the Intersection-over-Union (IoU) between the predicted and ground-truth shadow instances, object instances, and shadow-object associations are all no less than a threshold τ . Specifically, we replace the IoU in SOAP with the spatio-temporal IoU in [34] and name the updated metric as SOAP-VID. We report the average over multiple τ [0.5:0.05:0.95] in SOAP-VID. Using the spatio-temporal IoU, we also examine the average precision for shadow/object instance and paired shadow-object associations over the thresholds [0.5:0.05:0.95], which are denoted as Instance AP and Association AP, respectively.

Table 1. Comparison with two baseline methods for video instance shadow detection. Our method outperforms all the baseline methods by a large margin, where the improvements over “SSIS + Mask2Former” on SOAP-VID, Association AP, and Instance AP are 24.5%, 20.4%, and 20.6%, respectively.

Method	SOAP-VID	Association AP	Instance AP
SSIS + IoU Tracker [1]	21.5	31.7	25.7
SSIS + Mask2Former [4]	31.8	51.1	42.2
SSIS-Track	39.6	61.5	50.9

5.2. Implementation Details

Training parameters. We train SSIS-Track by following the training strategies of CondInst [24] and AdelaiDet [23]. For images, we adopt the weights of CondInst trained on COCO [17] to initialize the weights of the backbone network, and then use the same parameters in SSIS [27, 28] to train SSIS-Track on the SOBA dataset [29]. For videos, we adopt the weights of SSIS-Track trained on images to initialize the model, set the mini-batch size as four, and optimize SSIS-Track on an NVIDIA RTX 3090 GPU for 5,000 iterations. We set the initial learning rate as $1e - 5$ and reduce it to $1e - 6$ at 4,500 iterations. Also, we re-scale the input images without changing the aspect ratio, such that the shorter side is no less than 672 pixels.

Inference. We process input videos in an online manner. The tracking branch of SSIS-Track predicts the tracking embeddings for both paired and unpaired shadow/object instances frame by frame and matches the instances across frames using the strategy in Section 4.2.

5.3. Comparison with Baseline Methods

We consider two baselines in our comparison: (i) adopt SSIS [27] to detect shadow instances, object instances, and shadow-object associations on each individual frame and use the IoU Tracker [1] to match the instances across different frames based on the IoU values between the detected bounding boxes; and (ii) leverage the tracking algorithm Mask2former [4] to detect and track the object instances across all video frames, use SSIS to detect the shadow/object instances and shadow-object associations on each frame, and merge the detection results with the tracking results based on the mask IoU of each object instance.

Table 1 reports the comparison results. Our method significantly surpasses both baselines under all the evaluation metrics on the SOBA-VID test set. The IoU Tracker relies heavily on the quality of the detection results, whereas Mask2Former can only recognize objects of the same category as those in the training data [34]. In contrast, our approach benefits from the end-to-end training and knowledge learned from the unlabeled videos; see Fig. 2 for visual comparisons between SSIS-Track and “SSIS + Mask2Former”.

Table 2. Ablation: major components on SOBA-VID test set.

Method	With Tracking Branch	Contrastive Learning	Temporal Correspondence	Retrieving Mechanism	SOAP-VID	Association AP	Instance AP
SSIS					29.7	40.0	36.5
SSIS-Track	✓	✓			36.8	55.4	45.2
	✓	✓	✓		38.0	55.9	46.8
	✓	✓	✓	✓	39.6	61.5	50.9

Table 3. Ablation: instance paired tracking on SOBA-VID test set.

Method	Object Embedding	Shadow Embedding	SOAP-VID	Asso. AP	Inst. AP
SSIS-Track	✓		38.4	59.7	49.3
		✓	38.3	59.1	48.6
	✓	✓	39.6	61.5	50.9

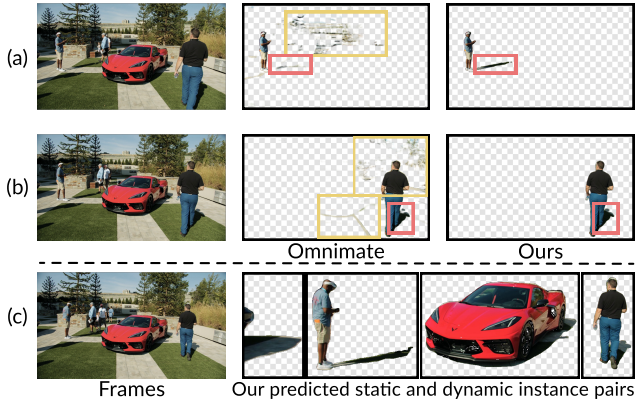


Figure 7. (a) and (b) show visual comparisons between SSIS-Track and Omnimate [19]. (c) shows that SSIS-Track is able to find both static and dynamic instance pairs. The yellow boxes show Omnimate’s results, which are contaminated with background noises. The red boxes show that the mask quality of SSIS-Track is far better than Omnimate.

5.4. Comparison with Omnimate

Lu *et al.* [19] present a new task that predicts a subject together with its associated visual effects, *e.g.*, reflection, dust, and shadow. They design a framework named Omnimate that takes a video as the input and approaches this task through self-supervised learning. However, this method requires other forms of inputs, such as the instance masks, optical flows, and homographies, which are provided by other methods [4, 6, 22]. Fig. 7 shows visual comparisons between SSIS-Track and Omnimate, where (a) and (b) show that the masks predicted by Omnimate contain regions of the background, and also do not include the complete shadow regions. (c) indicates that our SSIS-Track is applicable to static instances while Omnimate fails as also mentioned in [19]. Note that Omnimate takes about three and a half hours to generate the associated masks for this 21-frames video, while our method takes only around 18 seconds in a single RTX 3090 GPU.

5.5. Ablation Study

Component analysis. We perform an ablation study by adding the major components, *i.e.*, tracking branch with contrastive learning, temporal correspondence, and retrieving mechanism, step by step, starting from the baseline of using SSIS, which performs instance tracking by taking the output of the mask controller as the tracking embedding. Table 2 reports the results, showing that each component contributes to improving the overall performance. Note that contrastive learning and temporal correspondence encourage the framework to generate tracking embeddings for achieving paired tracking of instances while the retrieving mechanism helps to find the missed unpaired instances.

Instance paired tracking analysis. Next, we explore the effectiveness of instance paired tracking. As Table 3 shows, we achieve paired tracking by using tracking embeddings of individual shadow/object instances. Yet, when using the concatenation of both the shadow and object embeddings, the framework obtains the best performance for all the evaluation metrics.

6. Applications

We showcase video-level applications of video instance shadow detection to demonstrate the performance and applicability of SSIS-Track. As this paper can only show static images, please watch the demo videos in the supplementary material.

Video inpainting. Video instance shadow detection can generate shadow-object association masks for paired instances across frames, which can be used not only to remove objects together with their associated shadows but also to replace the video background and retain the objects with their shadows. Fig. 8 (a) shows some snapshots of this video inpainting application using the extracted shadow-object association masks provided by SSIS-Track. With the help of SSIS-Track, the SOTA video inpainting method [15] can successfully remove two motorcycles with their associated shadows simultaneously. Also, Fig. 8 (b) shows that our shadow-object association masks can cooperate with Stable Diffusion [21] to replace the video background and put the dancer on Mars with her associated shadow.

Instance cloning. Fig. 9 presents the application of video instance cloning based on video instance shadow detection,




Figure 8. Example sequences demonstrate the application of video instance shadow detection in video inpainting.

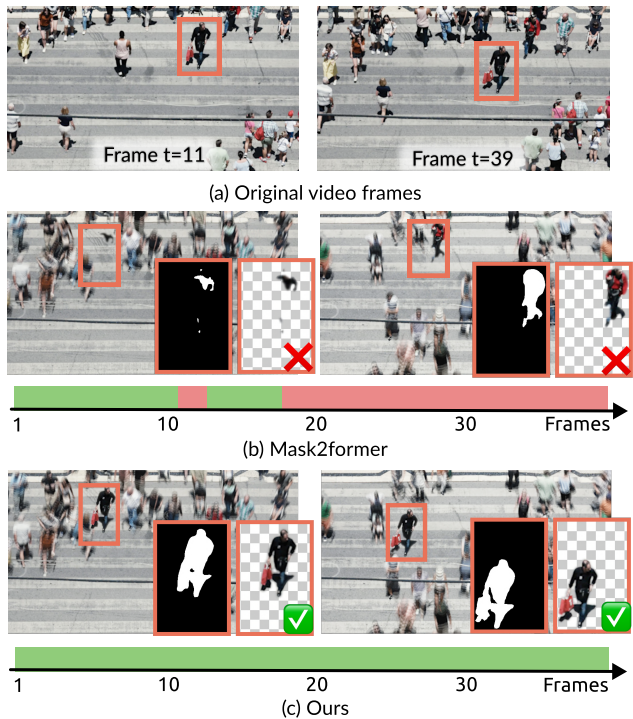


Figure 9. A man walks in a crowd created using our results.

where we can successfully generate many cinematic video effects, *e.g.*, a man with a suitcase walks in a crowd flow. To achieve this, we duplicate the paired shadow-object associations across frames from one sequence to another with the adjusted frame rate and motion blur, the final result is presented in Fig. 9 (c). In contrast, Fig. 9 (b) presents the result supported by Mask2Former [4], where it (i) fails to detect the instance in frames and also (ii) produces unrealistic effects without the associated shadows.

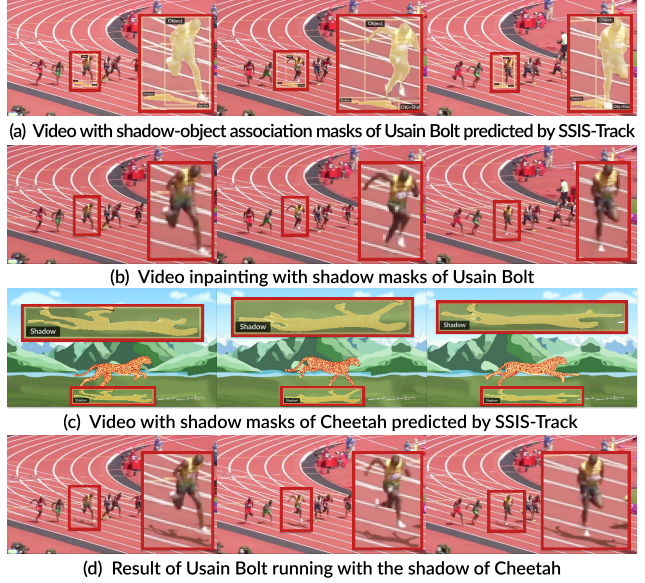


Figure 10. Example sequences demonstrate the application of video instance shadow detection in shadow editing.

Shadow editing. We further demonstrate the application of instance paired tracking in Fig. 10, where the shadow of Usain Bolt is replaced with the shadow of a Cheetah. With the help of the paired masks predicted by SSIS-Track across frames, we can first remove the shadow of Usain Bolt via video inpainting [15]; see Fig. 10 (b). Then, we can acquire a sequence of shadows of a Cheetah (see Fig. 10 (c)) and adjust it to the object instance of Usain Bolt; see the final result in Fig. 10 (d).

7. Conclusion

This paper presents the video instance shadow detection task, which requires us to simultaneously detect, segment, associate, and track paired shadow-object associations in videos. To approach this task, we formulate the SSIS-Track framework, which is optimized to learn paired tracking of shadow and object instances from labeled images in a supervised manner and then from unlabeled videos in a self-supervised manner. We further design a bidirectional retrieving mechanism to maintain paired tracking even the objects/shadows are temporarily missed for several frames. Besides, we build SOBA-VID, a new dataset with unlabeled videos for training and labeled videos for testing. The experimental results show the superiority of our method in multiple aspects. In the end, we showcase the applicability of video instance shadow detection and its potential to support various video-level editing applications.

Limitations. Our SSIS-Track takes around 5000MB memory to process a 21-frame video of resolution 1280×720 . In the future, we hope to develop a more efficient model to perform this task. Also, we plan to explore video-editing effects through generative models.

References

- [1] Erik Bochinski, Volker Eiselein, and Thomas Sikora. High-speed tracking-by-detection without using image information. In *AVSS*, pages 1–6, 2017. **6**
- [2] Sergi Caelles, Alberto Montes, Kevis-Kokitsi Maninis, Yuhua Chen, Luc Van Gool, Federico Perazzi, and Jordi Pont-Tuset. The 2018 DAVIS challenge on video object segmentation. *arXiv:1803.00557*, 2018. **3**
- [3] Nicolas Carion, Francisco Massa, Gabriel Synnaeve, Nicolas Usunier, Alexander Kirillov, and Sergey Zagoruyko. End-to-end object detection with transformers. In *ECCV*, pages 213–229, 2020. **3**
- [4] Bowen Cheng, Ishan Misra, Alexander G. Schwing, Alexander Kirillov, and Rohit Girdhar. Masked-attention mask transformer for universal image segmentation. In *CVPR*, 2022. **3, 6, 7, 8**
- [5] Yang Fu, Sifei Liu, Umar Iqbal, Shalini De Mello, Humphrey Shi, and Jan Kautz. Learning to track instances without video annotations. In *CVPR*, pages 8680–8689, 2021. **2, 3, 4**
- [6] Matthias Grundmann, Vivek Kwatra, and Irfan Essa. Auto-directed video stabilization with robust 11 optimal camera paths. In *CVPR*, pages 225–232, 2011. **7**
- [7] Kaiming He, Haoqi Fan, Yuxin Wu, Saining Xie, and Ross Girshick. Momentum contrast for unsupervised visual representation learning. In *CVPR*, pages 9729–9738, 2020. **2, 4**
- [8] Kaiming He, Georgia Gkioxari, Piotr Dollár, and Ross Girshick. Mask R-CNN. In *ICCV*, pages 2961–2969, 2017. **2**
- [9] Sukjun Hwang, Miran Heo, Seoung Wug Oh, and Seon Joo Kim. Video instance segmentation using inter-frame communication transformers. In *NeurIPS*, pages 13352–13363, 2021. **3**
- [10] Allan Jabri, Andrew Owens, and Alexei Efros. Space-time correspondence as a contrastive random walk. In *NeurIPS*, pages 19545–19560, 2020. **2, 3, 5**
- [11] Zhengkai Jiang, Zhangxuan Gu, Jinlong Peng, Hang Zhou, Liang Liu, Yabiao Wang, Ying Tai, Chengjie Wang, and Liqing Zhang. STC: Spatio-temporal contrastive learning for video instance segmentation. *ECCVW*, 2022. **3**
- [12] Dahun Kim, Sanghyun Woo, Joon-Young Lee, and In So Kweon. Video panoptic segmentation. In *CVPR*, pages 9859–9868, 2020. **2**
- [13] Zihang Lai and Weidi Xie. Self-supervised learning for video correspondence flow. In *BMVC*, 2019. **3**
- [14] Xueting Li, Sifei Liu, Shalini De Mello, Xiaolong Wang, Jan Kautz, and Ming-Hsuan Yang. Joint-task self-supervised learning for temporal correspondence. In *NeurIPS*, 2019. **2, 3, 5**
- [15] Zhen Li, Cheng-Ze Lu, Jianhua Qin, Chun-Le Guo, and Ming-Ming Cheng. Towards an end-to-end framework for flow-guided video inpainting. In *CVPR*, pages 17562–17571, 2022. **1, 7, 8**
- [16] Tsung-Yi Lin, Piotr Dollár, Ross Girshick, Kaiming He, Bharath Hariharan, and Serge Belongie. Feature pyramid networks for object detection. In *CVPR*, pages 2117–2125, 2017. **4**
- [17] Tsung-Yi Lin, Michael Maire, Serge Belongie, James Hays, Pietro Perona, Deva Ramanan, Piotr Dollár, and C. Lawrence Zitnick. Microsoft COCO: Common objects in context. In *ECCV*, pages 740–755, 2014. **6**
- [18] Rui Liu, Hanming Deng, Yangyi Huang, Xiaoyu Shi, Lewei Lu, Wenxiu Sun, Xiaogang Wang, Jifeng Dai, and Hongsheng Li. FuseFormer: Fusing fine-grained information in transformers for video inpainting. In *ICCV*, pages 14040–14049, 2021. **1**
- [19] Erika Lu, Forrester Cole, Tali Dekel, Andrew Zisserman, William T. Freeman, and Michael Rubinstein. Omnimatte: Associating objects and their effects in video. In *CVPR*, pages 4507–4515, 2021. **7**
- [20] Jiyang Qi, Yan Gao, Yao Hu, Xinggang Wang, Xiaoyu Liu, Xiang Bai, Serge Belongie, Alan Yuille, Philip Torr, and Song Bai. Occluded video instance segmentation: A benchmark. *IJCV*, 2022. **3**
- [21] Robin Rombach, Andreas Blattmann, Dominik Lorenz, Patrick Esser, and Björn Ommer. High-Resolution image synthesis with latent diffusion models. In *CVPR*, pages 10684–10695, 2022. **7**
- [22] Zachary Teed and Jia Deng. RAFT: Recurrent all-pairs field transforms for optical flow. In *ECCV*, pages 402–419, 2020. **7**
- [23] Zhi Tian, Hao Chen, Xinlong Wang, Yuliang Liu, and Chunhua Shen. AdelaiDet: A toolbox for instance-level recognition tasks. <https://git.io/adelaidet>, 2019. **6**
- [24] Zhi Tian, Chunhua Shen, and Hao Chen. Conditional convolutions for instance segmentation. In *ECCV*, pages 282–298, 2020. **3, 6**
- [25] Zhi Tian, Chunhua Shen, Hao Chen, and Tong He. FCOS: Fully convolutional one-stage object detection. In *ICCV*, pages 9627–9636, 2019. **4**
- [26] Paul Voigtlaender, Michael Krause, Aljosa Osep, Jonathon Luiten, Berin Balachandar Gnana Sekar, Andreas Geiger, and Bastian Leibe. MOTs: Multi-object tracking and segmentation. In *CVPR*, pages 7942–7951, 2019. **2**
- [27] Tianyu Wang*, Xiaowei Hu*, Chi-Wing Fu, and Pheng-Ann Heng. Single-stage instance shadow detection with bidirectional relation learning. In *CVPR*, pages 1–11, 2021. **1, 2, 3, 4, 5, 6**
- [28] Tianyu Wang*, Xiaowei Hu*, Pheng-Ann Heng, and Chi-Wing Fu. Instance shadow detection with a single-stage detector. *IEEE TPAMI*, pages 1–14, 2022. **1, 2, 4, 5, 6**
- [29] Tianyu Wang*, Xiaowei Hu*, Qiong Wang, Pheng-Ann Heng, and Chi-Wing Fu. Instance shadow detection. In *CVPR*, pages 1880–1889, 2020. **1, 2, 6**
- [30] Xiaolong Wang, Allan Jabri, and Alexei A. Efros. Learning correspondence from the cycle-consistency of time. In *CVPR*, pages 2566–2576, 2019. **2, 3, 5**
- [31] Yuqing Wang, Zhaoliang Xu, Xinlong Wang, Chunhua Shen, Baoshan Cheng, Hao Shen, and Huaxia Xia. End-to-end video instance segmentation with transformers. In *CVPR*, pages 8741–8750, 2021. **3**
- [32] Junfeng Wu, Yi Jiang, Song Bai, Wenqing Zhang, and Xiang Bai. SeqFormer: Sequential transformer for video instance segmentation. In *ECCV*, pages 553–569, 2022. **3**

- [33] Jiarui Xu and Xiaolong Wang. Rethinking self-supervised correspondence learning: A video frame-level similarity perspective. In *ICCV*, pages 10075–10085, 2021. [3](#)
- [34] Linjie Yang, Yuchen Fan, and Ning Xu. Video instance segmentation. In *ICCV*, pages 5188–5197, 2019. [2](#), [3](#), [5](#), [6](#)
- [35] Shusheng Yang, Yuxin Fang, Xinggang Wang, Yu Li, Chen Fang, Ying Shan, Bin Feng, and Wenyu Liu. Crossover learning for fast online video instance segmentation. In *ICCV*, pages 8043–8052, 2021. [3](#)