

---

# GLOBAL $k$ -MEANS++: AN EFFECTIVE RELAXATION OF THE GLOBAL $k$ -MEANS CLUSTERING ALGORITHM

---

**Georgios Vardakas**

Department of Computer Science and Engineering  
University of Ioannina  
GR 45110, Ioannina, Greece  
g.vardakas@uoi.gr

**Aristidis Likas**

Department of Computer Science and Engineering  
University of Ioannina,  
GR 45110, Ioannina, Greece  
arly@cs.uoi.gr

## ABSTRACT

The  $k$ -means algorithm is a very prevalent clustering method because of its simplicity, effectiveness, and speed, but its main disadvantage is its high sensitivity to the initial positions of the cluster centers. The global  $k$ -means is a deterministic algorithm proposed to tackle the random initialization problem of  $k$ -means but requires high computational cost. It partitions the data to  $K$  clusters by solving all  $k$ -means sub-problems incrementally for  $k = 1, \dots, K$ . For each  $k$  cluster problem, the method executes the  $k$ -means algorithm  $N$  times, where  $N$  is the number of data points. In this paper, we propose the *global  $k$ -means++* clustering algorithm, which is an effective way of acquiring quality clustering solutions akin to those of global  $k$ -means with a reduced computational load. This is achieved by exploiting the center selection probability that is used in the effective  $k$ -means++ algorithm. The proposed method has been tested and compared in various well-known real and synthetic datasets yielding very satisfactory results in terms of clustering quality and execution speed.

**Keywords** Clustering ·  $k$ -means · clustering error · global optimization · global  $k$ -means ·  $k$ -means++.

## 1 Introduction

Clustering is one of the most important and fundamental tasks in machine learning, data mining and pattern recognition, with numerous applications in computer science and many other scientific fields [1–3]. It is defined as a process of partitioning a set of objects into groups (called clusters) so that the data in the same group share common characteristics and differ from data in other groups. While the clustering definition is simple, it is actually a hard problem to solve. The typical form of clustering is the partitioning of a given dataset  $X = \{x_1, \dots, x_N\} \subseteq R^d$  into  $K$  disjoint clusters  $\mathcal{C} = \{C_1, \dots, C_K\}$  so that a specific clustering criterion is optimized. The most widely used criterion is the *clustering error*. It is defined as the sum of the squared Euclidean distances between each data  $x_i$  to the center  $m_k$  of the subset  $C_k$  where  $x_i$  belongs to:

$$E(C) = \sum_{i=1}^N \sum_{k=1}^K \mathbf{1}_{C_k}(x_i) \|x_i - m_k\|^2 \quad (1)$$

where  $\mathbf{1}_{C_k}$  is the indicator function of the set  $C_k$ , and  $M = \{m_1, \dots, m_K\}$  is the set of  $K$  centers computed as the mean of the data points of each cluster.

The number of ways in which a set of  $N$  objects can be partitioned into  $K$  non-empty groups is given by Stirling numbers of the second kind:

$$S(N, K) = \frac{1}{K!} \sum_{k=0}^K (-1)^k (K - k)^N \binom{K}{k} \quad (2)$$

which can be approximated by  $K^N/K!$  as  $N \rightarrow +\infty$  [4]. It is evident that a complete enumeration of all possible clusterings to determine the global minimum of eq. 1 is computationally prohibitive. It is worth mentioning that

this non-convex optimization problem is an NP-hard problem even for two clusters ( $K = 2$ ) [5] or two-dimensional datasets ( $D = 2$ ) [6]. The  $k$ -means algorithm [7, 8] is the most widely used partitional clustering method for minimizing clustering error. It is an iterative algorithm that has been extensively utilized in many clustering applications due to its simplicity and speed [9].

The  $k$ -means algorithm is computationally fast, but its performance relies heavily on the initialization of the cluster centers, which may lead to a local minimum of clustering error. Various stochastic global optimization methods have been proposed, such as simulated annealing and genetic algorithms [10, 11] to overcome the initialization problem, but have not gained wide acceptance. These types of methods involve several hyper-parameters that are difficult to tune, for example, initial temperature, cooling, schedule, population size, and crossover/mutation probability [1] and usually require a large number of iterations, which renders them prohibitive for large datasets. Consequently, stochastic global optimization methods are usually not preferred, but instead, methods with multiple random restarts are commonly used [1]. The  $k$ -means++ [12] is probably the most widely used random initialization algorithm, which initializes the cluster centers by sampling data points from a probability distribution that strives to spread them effectively away from each other.

The global  $k$ -means [13] algorithm effectively solves the  $k$ -means initialization problem. It constitutes a deterministic global optimization method that does not depend on center initialization. Instead of randomly selecting initial values for all cluster centers, as is the case with most global clustering algorithms, the global  $k$ -means proceeds incrementally, attempting to optimally add one new cluster center at each stage  $k$  by exploiting the  $k - 1$  clustering solution. This effective approach is deterministic and does not depend upon any initial conditions or empirically adjustable parameters, but its main drawback is the high computational cost it requires. Experimental results have shown that global  $k$ -means and  $k$ -means++ considerably outperform the regular  $k$ -means algorithm [14].

It is important to note that the performance of random initialization algorithms decays as  $K$  grows compared to the global  $k$ -means algorithm. This can be an issue of concern in applications like speech recognition [15], computational biology [16] and others, where it is common practice to perform *overclustering* i.e., the partitioning of the data into more clusters, than the known number of classes in the data. For example, in computational biology, overclustering ensures that relevant cell types can be discovered even if an expected population is split into sub-populations.

In this paper, we propose the *global  $k$ -means++* clustering algorithm, which is an effective way of acquiring clustering solutions of comparable clustering errors to those that global  $k$ -means produces without its high computational cost. This is achieved by employing the effective center selection probability distribution of the  $k$ -means++ method. The global  $k$ -means++ algorithm is an attempt to retain the effectiveness of the incremental clustering strategy of the global  $k$ -means, while reducing its computational cost using the efficient stochastic center initialization of the  $k$ -means++ algorithm. The proposed algorithm proceeds incrementally by solving all intermediate sub-problems with  $k \in \{1, 2, \dots, K - 1\}$  to provide the clustering solution for  $K$  clusters. The underlying idea of the proposed method is that an optimal solution for a clustering problem with  $K$  clusters can be obtained using a series of local  $k$ -means searches. At each local search, the  $k - 1$  cluster centers are always initially placed at their optimal positions corresponding to the clustering problem with  $k - 1$  clusters. Then, the remaining  $k$ -th cluster center is initially placed at several positions within the data space that are randomly selected by sampling from the  $k$ -means++ probability distribution.

The rest of the paper is organized as follows. First, in Section 2, we give a brief overview of the  $k$ -means algorithm, the initialization method of the  $k$ -means++, the global  $k$ -means clustering algorithm and its variations. Then, in Section 3, we present the proposed global  $k$ -means++ clustering algorithm. In Section 4, we provide extensive experimental results and comparisons, while Section 5 concludes the paper and provides future work suggestions.

## 2 Related work

The  $k$ -means algorithm finds locally optimal solutions with respect to the clustering error (eq. 1). It is an iterative center-based clustering algorithm that starts with  $K$  cluster centers, typically chosen uniformly at random from the set of data points. At each iteration, first each point  $x_i$  is assigned to the cluster  $C_k$  with the nearest center  $m_k$ , and then each center is updated to the mean of all data points assigned to its cluster (Lloyd's algorithm [8]). The main disadvantage of  $k$ -means is that it is a local optimization method with sensitivity to the initial positions of the cluster centers that may lead to local minima of the clustering error. Therefore, to obtain near-optimal solutions using the  $k$ -means algorithm, several runs must be scheduled differing in the initial positions of the cluster centers and the solution with the minimum clustering error is kept.

The  $k$ -means++ algorithm [12] is considered the most successful method for choosing the initial positions of the cluster centers. It randomly selects the initial center positions from the data points using a multinomial probability

distribution that strives to effectively spread the centers away from each other. Specifically, the method begins by choosing the first initial center position through uniform random selection from the dataset  $X$ . Then, it computes the distance  $d_i$  of each datapoint  $x_i$  from its nearest center (eq. 3) to form the multinomial probability distribution (eq. 4) and it samples the next initial center position  $m$  from the data using this probability distribution. This two-step procedure is repeated until the number of centers equals  $K$ .

$$d_i = \min_j \|x_i - m_j\|^2 \quad (3)$$

$$P = \{p_1, \dots, p_N\}, \text{ where } p_i = P(m = x_i) = \frac{d_i}{\sum_{j=1}^N d_j} \quad (4)$$

Choosing centers by the  $k$ -means++ algorithm is fast, and it also guarantees a  $\mathcal{O}(\log k)$ -competitive clustering solution [12].

The *global  $k$ -means* clustering algorithm [13] is a deterministic global optimization method that does not depend on any initial parameter values and employs the  $k$ -means algorithm as a local search procedure. Instead of randomly selecting initial values for the cluster centers, the global  $k$ -means algorithm incrementally adds one new cluster center at each stage in an attempt to be optimally placed. To achieve that, the global  $k$ -means algorithm proceeds to solve a clustering problem with  $K$  clusters by solving every intermediate sub-problem with  $k$  clusters ( $k \in \{1, \dots, K\}$ ). In order to solve the problem with  $k$  clusters, the global  $k$ -means takes advantage of the solution with  $k - 1$  cluster centers. Specifically, it starts by solving the 1-means problem at which the optimal position corresponds to the center of the dataset  $X$ . Then, it solves the 2-means problem by performing  $N$  executions of the  $k$ -means algorithm. In each execution  $n$ , the first cluster center is always initialized at the optimal solution of the 1-means sub-problem, while the second center is initialized at the data point  $x_n$  ( $n \in \{1, \dots, N\}$ ). The best solution (with lowest clustering error) obtained after the  $N$  executions of the  $k$ -means algorithm is considered the solution for the 2-means clustering sub-problem. Following the same procedure, the solution for  $k$  clusters is obtained by initializing the  $k - 1$  centers at the solution of the  $(k - 1)$  problem, initializing the new  $k$ -th center at each  $x_n$ , executing  $k$ -means  $N$  times and keeping the best solution. The global  $k$ -means algorithm is very successful in obtaining near-optimal solutions, but computationally expensive for large  $N$  as it involves  $N(K - 1)$  runs of  $k$ -means on the entire dataset.

The fast global  $k$ -means (FGKM) [13] has been proposed to speed up global  $k$ -means by executing only one  $k$ -means run for each value of  $k$ , instead of  $N$   $k$ -means runs that the global  $k$ -means requires. Specifically, for each  $k$ , the FGKM computes an upper bound on the resulting clustering error  $E_n$  that would result if the new center is initialized at point  $x_n$  and  $k$ -means is run until convergence. The upper bound is defined as  $E_n \leq E - b_n$ , where  $E$  is the error already found for the  $k - 1$  clustering and  $b_n$  is defined in equation 5.

$$b_n = \sum_{j=1}^N \max(d_{k-1}^j - \|x_n - x_j\|^2, 0) \quad (5)$$

$$i = \arg \max_n b_n \quad (6)$$

The initial position of the  $k$  cluster center is set to the data point with minimum  $E_n$  or, equivalently, with maximum  $b_n$ . In equation 5, the  $d_{k-1}^j$  is defined as the squared euclidean distance between  $x_j$  and its closest cluster center among the  $k - 1$  centers obtained so far.

Several methods have been proposed that modify the global  $k$ -means or the fast global  $k$ -means to make it more efficient [14, 17, 18]. The efficient global  $k$ -means clustering algorithm [19] defines a normalized density function criterion for selecting the top candidate for the new cluster center. However, it demands all pairwise distances  $d(x_i, x_j)$  as the FGKM, thus it needs  $n^2$  distance calculations and extra memory space. The fast modified global  $k$ -means algorithm (FMGKM) [20] defines a more sophisticated auxiliary function criterion for selecting the candidates compared to FGKM. Its main drawback is computational complexity because, at each iteration, it requires the whole affinity matrix computation. Additionally, the FMGKM auxiliary function criterion defines a non-convex optimization problem. The fast global  $k$ -means clustering based on local geometric information [21] is a successful attempt to reduce the computational complexity of FGKM [13] and FMGKM [20]. By using local geometric structure information, the algorithm reduces the distance computations required in each iteration.

### 3 The global $k$ -means++ algorithm

The global  $k$ -means is a deterministic algorithm proposed to tackle the random initialization problem but requires a high computational cost. It partitions the data to  $K$  clusters by solving all  $k$  cluster sub-problems incrementally for  $k \in \{1, \dots, K\}$ . In order to solve the  $k$  cluster sub-problem, the method executes the  $k$ -means algorithm  $N$  times, where  $N$  is the number of data points by considering all  $N$  data points as candidate positions for the new cluster center. An obvious way to reduce the complexity of the global  $k$ -means algorithm is to consider  $L$  candidate data points, where  $L \ll N$ . A uniform random selection of the  $L$  candidates is not expected to be an efficient strategy. Instead of random uniform selection, we consider the  $k$ -means++ probability distribution, which has been proven effective for initial cluster center selection.

We propose the global  $k$ -means++ algorithm, an effective relaxation of the global  $k$ -means method. Its main difference with the global  $k$ -means is that the proposed method requires only  $L$  executions of  $k$ -means for each  $k$  cluster sub-problem, where  $L \ll N$ . The complete global  $k$ -means++ method is presented in algorithm 1. As with any other global  $k$ -means relaxation method, in order to reduce the computational requirements, we sacrifice determinism by using an effective stochastic selection procedure.

Specifically, to solve a clustering problem with  $K$  clusters, the method proceeds as follows. Firstly, it solves the 1-means sub-problem by optimally setting the center  $m_1$  equal to the average of the entire dataset (step 1 in algorithm 1). Then, for every  $k \in \{2, \dots, K\}$ , it recursively solves the  $k$  cluster sub-problem by exploiting the solution of the  $(k - 1)$  cluster sub-problem. In particular, it considers the center positions of the previously solved  $(k - 1)$  sub-problem as initialization for the  $k - 1$  centers. It continues by computing the  $k$ -means++ center selection probability distribution  $P^{(k)}$  based on the already computed center-to-datapoint distances (step 3, 4 in algorithm 1). Then, in order to initialize the new  $k$ -th center, the method samples without replacement  $L$  candidate data points using the probability distribution  $P^{(k)}$  (step 5 in algorithm 1). Then, for each selected candidate  $c_\ell \in \{c_1, \dots, c_L\}$ , it executes one  $k$ -means run as a local search procedure (steps 6 to 8 in algorithm 1). Finally, it selects the best clustering solution, which is considered to be the one with the minimum clustering error (steps 9, 10 in algorithm 1). It can be observed that step 7 of the algorithm can be executed entirely in parallel. It is important to note that the algorithm provides the clustering solution for every  $k \in \{1, \dots, K\}$ .

---

**Algorithm 1** The global  $k$ -means++

---

**Input** Dataset  $X = \{x_1, \dots, x_N\}$ , Number of clusters  $K$ .  
**Output**  $C_k$  clustering solutions and  $M_k$  cluster centers for every  $k \in \{1, \dots, K\}$ .  
**Require** Number of candidates  $L$ .

- 1:  $m_1 \leftarrow \text{mean}(X)$ ,  $M_1 \leftarrow \{m_1\}$ .
- 2: **for**  $k \in (2, \dots, K)$  **do**
- 3:   For each  $x_i$  update the distance  $d_i = \min_{m_j \in M_{k-1}} \|x_i - m_j\|^2$ .
- 4:   Update the probability distribution  $P^{(k)} = \{p_1, \dots, p_N\}$ , where  $p_i = P(m_k = x_i) = \frac{d_i}{\sum_{j=1}^N d_j}$ .
- 5:    $\{c_1, \dots, c_L\} \leftarrow$  Sample without replacement  $L$  center candidates from dataset  $X$  by  $k$ -means++ probability of distribution  $P^{(k)}$ .
- 6:   **for**  $c_\ell \in \{c_1, \dots, c_L\}$  **do**
- 7:     Run  $k$ -means with initial centers positions  $\{M_{k-1} \cup c_\ell\}$ .
- 8:   **end for**
- 9:    $\{C_k, M_k\} \leftarrow$  Partition and cluster centers of the clustering solution with the minimum clustering error among the  $L$   $k$ -means runs.
- 10: **end for**

---

While the global  $k$ -means requires  $N(K - 1)$   $k$ -means executions, the global  $k$ -means++ only requires  $L(K - 1)$   $k$ -means executions, where generally  $L \ll N$ . Additionally, we have empirically observed that the  $k$ -means executions converge very fast as  $k$  grows. The speed up in convergence is reasonable, since in order to solve each  $k$  cluster sub-problem, the method exploits the centers of  $k - 1$  cluster sub-problem that are already positioned sufficiently well, thus  $k$ -means does not require many iterations to converge.

It should be noted that the proposed method is a relaxation of the global  $k$ -means algorithm and not an optimization of the fast global  $k$ -means. Its simplicity and speed are due to the fact that it does not require additional computation to select the  $L$  candidates, for example, the affinity matrix, pairwise distance computation between data points,

eigenvalues, or sorting algorithms like other methods mentioned in the related work section. The center-to-data point distances required to define the selection probability  $P^{(k)}$  have already been computed by the  $k$ -means procedure, thus the method does not involve any additional distance computations. Solving the  $k$ -means problem with an incremental procedure has many advantages because, due to the unsupervised nature of the clustering problem, it is usually desirable to obtain clustering solutions for different  $k$  that are evaluated using appropriate clustering quality criteria (e.g. silhouette [22]) for selecting the appropriate number of clusters.

## 4 Experiments

In order to assess the effectiveness of the proposed global  $k$ -means++ clustering method, we conducted an extensive experimental study comparing against the global  $k$ -means, the fast global  $k$ -means,  $k$ -means++, and regular  $k$ -means with random uniform initialization. Our implementation of the global  $k$ -means++ clustering algorithm is available in the following GitHub repository: <https://github.com/gvardakas/global-kmeans-pp.git>.

### 4.1 Datasets

In order to evaluate the proposed algorithm, a series of experiments have been conducted on various datasets. The description of the real and synthetic datasets is presented in tables 1 and 2, respectively.<sup>1</sup> As a pre-processing step, we used min-max normalization to map the attributes of each real dataset to the  $[0, 1]$  interval to prevent attributes with large ranges from dominating the distance calculations and avoid numerical instabilities in the computations [23]. On the other hand, the synthetic datasets did not require any pre-processing step because their attributes were already appropriately normalized. Furthermore, we conducted clustering experiments for all datasets by considering only the feature vectors and ignoring any class labels.

Table 1: Descriptions of real datasets.

| Dataset       | # Points (N) | # Features (D) | Source |
|---------------|--------------|----------------|--------|
| Australian    | 690          | 14             | [24]   |
| Breast Cancer | 569          | 30             | [24]   |
| Pendigits     | 7494         | 16             | [24]   |
| MNIST         | 60000        | 28 * 28        | [25]   |
| Wine          | 178          | 13             | [24]   |

Table 2: Descriptions of synthetic datasets.

| Dataset     | # Points (N) | # Features (D) | Source |
|-------------|--------------|----------------|--------|
| 2d-4c-no4   | 863          | 2              | [26]   |
| 2d-10c      | 2990         | 2              | [27]   |
| Aggregation | 788          | 2              | [28]   |
| D31         | 3100         | 2              | [29]   |
| Impossible  | 3673         | 2              | [3]    |
| R15         | 600          | 2              | [29]   |
| Twenty      | 1000         | 2              | [27]   |

### 4.2 Experimental Setup

In our experimental study, we executed the compared methods for a maximum number of clusters  $K$ . For each  $k \in \{1, \dots, K\}$ , the randomly initialized methods of  $k$ -means++ and regular  $k$ -means were run 100 times and the solution with the lowest clustering error was kept. For global  $k$ -means++ and the fast global  $k$ -means, a single run with  $L = 100$  candidates was executed. The minimum clustering error measures the performance of the different clustering methods. In order to compare with respect to the convergence speed, we provide the average number of  $k$ -means iterations each algorithm requires until convergence. For each dataset, we conducted the following experiments:

- We selected  $K = 30$  or  $K = 50$  as the final number of clusters depending on the dataset.

<sup>1</sup>The synthetic datasets are available in the following GitHub repository: <https://github.com/deric/clustering-benchmark.git>.

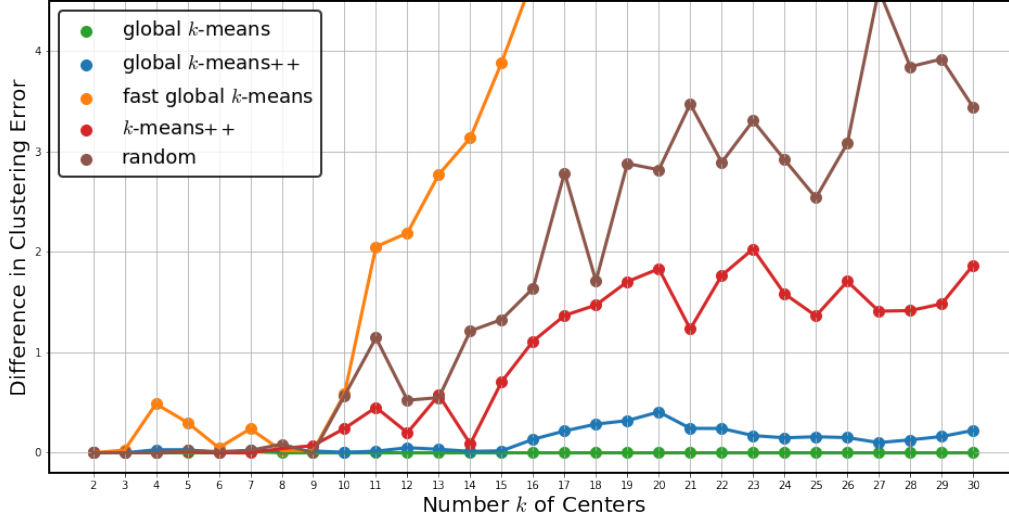


Figure 1: Clustering Error Differences (Breast Cancer).

Table 3: Clustering Performance (Breast Cancer).

(a) Minimum clustering error.

| K  | global        | global++      | f. global     | <i>k</i> -ms++ | random        |
|----|---------------|---------------|---------------|----------------|---------------|
| 2  | <b>215.84</b> | <b>215.84</b> | <b>215.84</b> | <b>215.84</b>  | <b>215.84</b> |
| 4  | <b>170.24</b> | 170.27        | 170.72        | <b>170.24</b>  | <b>170.24</b> |
| 6  | <b>145.98</b> | <b>145.98</b> | 146.03        | <b>145.98</b>  | 145.99        |
| 8  | <b>130.57</b> | 130.60        | <u>130.59</u> | 130.61         | 130.66        |
| 10 | <b>120.71</b> | <u>120.72</u> | 121.30        | 120.95         | 121.28        |
| 12 | <b>113.32</b> | <u>113.38</u> | 115.51        | 113.52         | 113.85        |
| 14 | <b>107.75</b> | <u>107.77</u> | 110.89        | 107.84         | 108.97        |
| 16 | <b>102.83</b> | <u>102.97</u> | 107.56        | 103.94         | 104.47        |
| 18 | <b>98.17</b>  | <u>98.45</u>  | 105.03        | 99.64          | 99.88         |
| 20 | <b>94.32</b>  | <u>94.73</u>  | 102.60        | 96.16          | 97.14         |
| 22 | <b>91.08</b>  | <u>91.32</u>  | 100.68        | 92.85          | 93.97         |
| 24 | <b>88.03</b>  | <u>88.18</u>  | 97.50         | 89.61          | 90.95         |
| 26 | <b>85.28</b>  | <u>85.43</u>  | 95.94         | 86.99          | 88.36         |
| 28 | <b>82.71</b>  | <u>82.84</u>  | 93.07         | 84.12          | 86.55         |
| 30 | <b>80.27</b>  | <u>80.49</u>  | 91.47         | 82.14          | 83.71         |

(b) Average number of iterations per *k*-means run.

| K  | global       | global++     | f. global   | <i>k</i> -ms++ | random      |
|----|--------------|--------------|-------------|----------------|-------------|
| 2  | 8.41         | 8.94         | 7.78        | <b>6.89</b>    | <u>7.55</u> |
| 4  | <u>13.79</u> | <b>12.72</b> | 15.43       | 14.66          | 18.46       |
| 6  | <u>13.92</u> | <b>11.87</b> | 14.41       | 17.33          | 20.17       |
| 8  | <u>12.59</u> | <b>9.78</b>  | 14.11       | 17.06          | 21.23       |
| 10 | <u>10.49</u> | <b>8.83</b>  | 12.86       | 19.52          | 22.03       |
| 12 | <u>9.34</u>  | <b>6.60</b>  | 9.42        | 18.01          | 20.06       |
| 14 | <u>8.77</u>  | <b>6.68</b>  | 9.76        | 16.81          | 18.97       |
| 16 | <u>8.37</u>  | <b>6.31</b>  | 8.40        | 15.61          | 18.56       |
| 18 | 8.29         | <b>7.20</b>  | <u>7.27</u> | 15.51          | 18.63       |
| 20 | <u>6.79</u>  | <b>5.84</b>  | 7.60        | 14.34          | 18.08       |
| 22 | <u>6.41</u>  | <b>5.08</b>  | 6.58        | 14.69          | 17.60       |
| 24 | <u>6.11</u>  | <b>4.75</b>  | 6.66        | 14.41          | 16.33       |
| 26 | <u>5.96</u>  | <b>4.62</b>  | 6.62        | 14.58          | 16.60       |
| 28 | <u>6.05</u>  | <b>4.42</b>  | 6.16        | 12.53          | 15.62       |
| 30 | <u>5.76</u>  | <b>4.40</b>  | <u>5.15</u> | 13.36          | 14.96       |

- We executed one run of global *k*-means, global *k*-means++, and fast global *k*-means. For the two latter methods, we considered  $L = 100$  candidates in each  $k$  cluster sub-problem.
- The *k*-means++ and regular *k*-means methods were initialized 100 times for each  $k = 1, \dots, K$ , and we present the lowest clustering error for each  $k$  cluster sub-problem.

### 4.3 Results

In figures 1, 2 and 3, we present the difference in clustering error compared to the algorithm with the lowest clustering error for the Breast Cancer, Pendigits and Wine datasets respectively. The results on Breast Cancer and Pendigits indicate that the global *k*-means++ has a similar performance to that of the global *k*-means while clearly outperforming the fast global *k*-means, the *k*-means++, and the regular *k*-means algorithm. The clustering error difference becomes even more noticeable, especially as  $k$  increases. Surprisingly, for the Wine dataset (fig. 3) the global *k*-means++ has outperformed the global *k*-means method. In some cases, the fast global *k*-means with  $L = 100$  candidates yielded



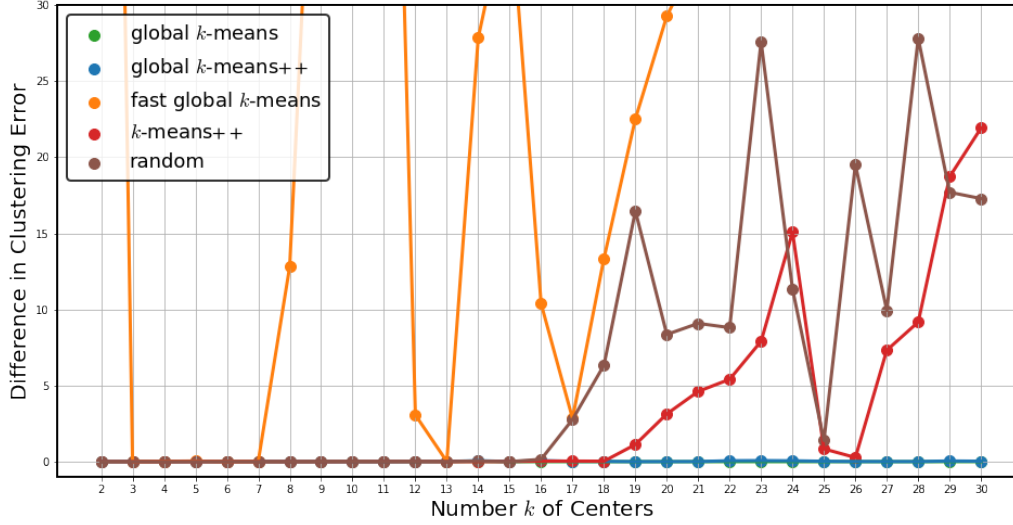


Figure 2: Clustering Error Differences (Pendigits).

Table 4: Clustering Performance (Pendigits).

(a) Minimum clustering error.

| K  | global         | global++       | f. global      | $k$ -ms++      | random         |
|----|----------------|----------------|----------------|----------------|----------------|
| 2  | <b>8751.77</b> | 8751.78        | 8876.49        | 8751.78        | <b>8751.77</b> |
| 4  | <b>5818.23</b> | <b>5818.23</b> | 5818.25        | <b>5818.23</b> | <b>5818.23</b> |
| 6  | <b>4563.08</b> | <b>4563.08</b> | <b>4563.08</b> | <b>4563.08</b> | <b>4563.08</b> |
| 8  | <b>3877.25</b> | <b>3877.25</b> | 3890.05        | <b>3877.25</b> | <b>3877.25</b> |
| 10 | <b>3416.28</b> | <b>3416.28</b> | 3488.56        | 3416.29        | 3416.30        |
| 12 | <b>3068.76</b> | <b>3068.76</b> | 3071.82        | <b>3068.76</b> | 3068.78        |
| 14 | <u>2791.57</u> | 2791.62        | 2819.40        | <b>2791.56</b> | 2791.60        |
| 16 | <b>2624.14</b> | 2624.21        | 2634.52        | 2624.18        | 2624.29        |
| 18 | <b>2469.54</b> | <u>2469.56</u> | 2482.89        | 2469.57        | 2475.88        |
| 20 | <b>2336.16</b> | <u>2336.17</u> | 2365.43        | 2339.30        | 2344.52        |
| 22 | <b>2213.90</b> | <u>2213.96</u> | 2261.88        | 2219.31        | 2222.70        |
| 24 | <b>2102.70</b> | <u>2102.76</u> | 2152.53        | 2117.78        | 2114.04        |
| 26 | <b>2011.84</b> | <u>2011.86</u> | 2052.32        | 2012.11        | 2031.36        |
| 28 | <b>1924.40</b> | <u>1924.41</u> | 1988.82        | 1933.57        | 1952.21        |
| 30 | <b>1845.94</b> | <u>1845.97</u> | 1912.77        | 1867.86        | 1863.22        |

(b) Average number of iterations per  $k$ -means run.

| K  | global       | global++     | f. global    | $k$ -ms++ | random      |
|----|--------------|--------------|--------------|-----------|-------------|
| 2  | 11.76        | 10.48        | <b>8.71</b>  | 10.12     | <u>9.41</u> |
| 4  | 13.21        | <b>12.70</b> | <u>12.98</u> | 14.10     | 20.65       |
| 6  | <u>23.60</u> | 23.92        | <b>16.18</b> | 25.81     | 29.51       |
| 8  | 19.17        | <u>19.12</u> | <b>13.17</b> | 20.37     | 21.87       |
| 10 | 17.28        | <u>17.04</u> | <b>10.21</b> | 22.26     | 25.30       |
| 12 | <u>17.64</u> | <b>15.00</b> | 18.38        | 21.80     | 26.96       |
| 14 | <b>15.99</b> | <u>16.57</u> | 16.80        | 24.09     | 27.90       |
| 16 | <u>16.44</u> | 16.81        | <b>10.51</b> | 24.14     | 28.26       |
| 18 | <u>17.56</u> | 17.90        | <b>11.18</b> | 27.53     | 29.76       |
| 20 | <b>16.73</b> | <u>17.34</u> | 25.75        | 26.15     | 32.30       |
| 22 | <u>18.32</u> | 18.40        | <b>17.15</b> | 29.38     | 36.20       |
| 24 | 17.99        | <u>17.87</u> | <b>14.71</b> | 28.32     | 35.13       |
| 26 | <b>18.02</b> | <u>18.19</u> | 19.84        | 32.13     | 36.52       |
| 28 | <u>18.61</u> | <b>17.74</b> | 20.16        | 31.08     | 37.91       |
| 30 | <u>18.31</u> | <b>16.93</b> | 22.18        | 33.60     | 40.23       |

promising results, but it had not consistently good performance in all datasets. The  $k$ -means++ was successful for small values of  $k$ . It can be observed that as  $k$  grows, the  $k$ -means++ algorithm starts to deteriorate compared to the global  $k$ -means and the global  $k$ -means++ algorithms. As expected, the regular  $k$ -means with the random uniform selection yielded the worst clustering results. In order to be more informative, the exact clustering error values of each method for the three datasets are presented in tables 3a, 4a, and 5a. The best and the second best values appear in bold and underlined respectively. To preserve space, we only present results for the even values of  $k$ .

In tables 3b, 4b and 5b, we provide for each dataset and method the average number of iterations in a  $k$ -means run. It is evident that as  $k$  grows, incremental methods require fewer iterations in each run of  $k$ -means, since the cluster centers are better initialized. It should be reminded that for each cluster number  $k$ , the number of executed  $k$ -means runs is  $Lk$  for all compared methods, except for global  $k$ -means which executes  $k$ -means  $Nk$  times. It turns out that if we wish to find all  $k$  cluster solutions from  $k = 2$  until a cluster number  $K$ , global  $k$ -means++ is faster than both  $k$ -means++ and  $k$ -means for which we should conduct independent runs for each  $k$ . This is verified in table 6 where it

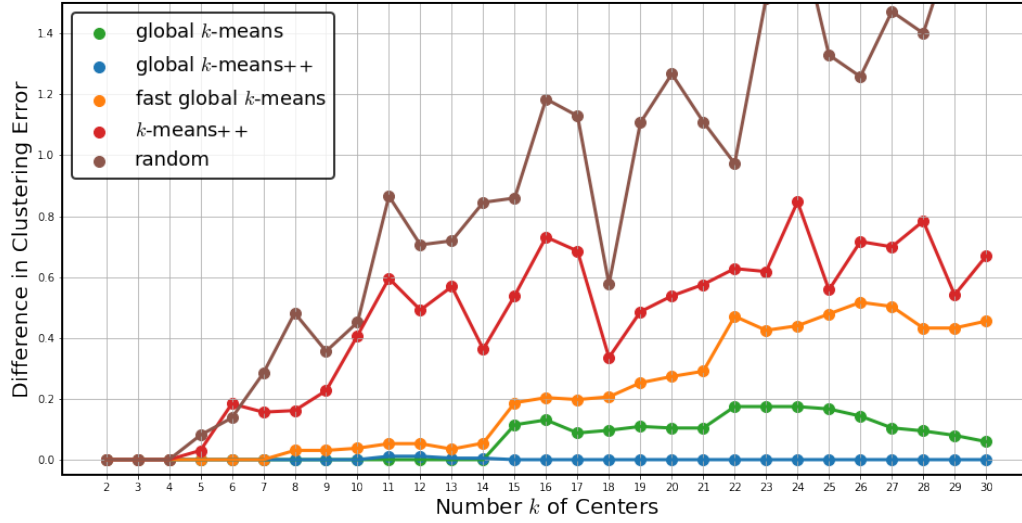


Figure 3: Clustering Error Differences (Wine).

Table 5: Clustering Performance (Wine).

(a) Minimum clustering error.

| K  | global       | global++     | f. global    | k-ms++       | random       |
|----|--------------|--------------|--------------|--------------|--------------|
| 2  | <b>64.54</b> | <b>64.54</b> | <b>64.54</b> | <b>64.54</b> | <b>64.54</b> |
| 4  | <b>44.77</b> | <b>44.77</b> | <b>44.77</b> | <b>44.77</b> | <b>44.77</b> |
| 6  | <b>39.57</b> | <b>39.57</b> | <b>39.57</b> | 39.76        | 39.71        |
| 8  | <b>35.80</b> | <b>35.80</b> | 35.83        | 35.96        | 36.28        |
| 10 | <b>32.41</b> | <b>32.41</b> | 32.45        | 32.82        | 32.87        |
| 12 | <b>29.65</b> | 29.66        | 29.70        | 30.14        | 30.36        |
| 14 | <b>27.72</b> | <u>27.73</u> | 27.78        | 28.09        | 28.57        |
| 16 | <u>26.09</u> | <b>25.96</b> | 26.17        | 26.69        | 27.15        |
| 18 | <u>24.62</u> | <b>24.53</b> | 24.73        | 24.86        | 25.10        |
| 20 | <u>23.33</u> | <b>23.23</b> | 23.50        | 23.77        | 24.50        |
| 22 | <u>22.13</u> | <b>21.95</b> | 22.42        | 22.58        | 22.93        |
| 24 | <u>21.02</u> | <b>20.85</b> | 21.29        | 21.69        | 22.61        |
| 26 | <u>20.02</u> | <b>19.87</b> | 20.39        | 20.59        | 21.13        |
| 28 | <u>19.06</u> | <b>18.97</b> | 19.40        | 19.75        | 20.37        |
| 30 | <u>18.17</u> | <b>18.11</b> | 18.57        | 18.78        | 19.82        |

(b) Average number of iterations per  $k$ -means run.

| K  | global      | global++    | f. global   | k-ms++       | random       |
|----|-------------|-------------|-------------|--------------|--------------|
| 2  | 12.43       | 11.95       | 12.85       | <u>10.75</u> | <b>10.40</b> |
| 4  | <u>7.39</u> | <b>6.98</b> | 7.88        | 7.56         | 9.34         |
| 6  | <u>5.61</u> | <b>5.17</b> | 6.43        | 8.09         | 8.64         |
| 8  | <u>4.89</u> | <b>4.70</b> | 5.83        | 8.17         | 8.95         |
| 10 | <u>4.53</u> | <b>4.30</b> | 5.34        | 7.85         | 8.78         |
| 12 | <u>3.81</u> | <b>3.59</b> | 4.57        | 7.52         | 8.59         |
| 14 | <u>3.09</u> | <b>2.83</b> | 3.47        | 7.48         | 8.24         |
| 16 | <u>3.04</u> | <b>2.93</b> | 3.22        | 7.21         | 8.15         |
| 18 | <b>2.67</b> | <u>2.69</u> | 3.01        | 7.17         | 7.73         |
| 20 | <u>2.67</u> | <b>2.67</b> | 2.90        | 6.74         | 7.86         |
| 22 | <u>2.65</u> | <b>2.56</b> | 2.73        | 6.19         | 7.90         |
| 24 | <u>2.57</u> | <b>2.43</b> | 2.73        | 6.36         | 7.73         |
| 26 | <u>2.45</u> | 2.49        | <b>2.39</b> | 5.50         | 7.34         |
| 28 | 2.43        | <b>2.23</b> | <u>2.41</u> | 5.41         | 6.97         |
| 30 | <b>2.22</b> | <u>2.23</u> | 2.38        | 5.44         | 7.00         |

is shown that global  $k$ -means++ requires about half  $k$ -means iterations compared to  $k$ -means++ and  $k$ -means, although the same value  $L = 100$  is used for all three methods. The big advantage in speed compared to global  $k$ -means is also clearly illustrated.

The experimental results for the rest datasets are presented in the Appendix. Similar conclusions are drawn for all datasets indicating that the global  $k$ -means++ finds solutions with lower clustering error compared to the fast global,  $k$ -means++ and the regular  $k$ -means algorithms, and similar clustering error with respect to global  $k$ -means. Moreover, it can be observed in table 16 that if we wish to find all  $k$ -cluster solutions (for  $k = 2, \dots, K$ ), then the global  $k$ -means++ requires much fewer  $k$ -means iterations compared to  $k$ -means++ and  $k$ -means.



Table 6: Total number of  $k$ -means iterations for finding all  $k$  cluster solutions for  $k = 2, \dots, K$ .

| Dataset       | $K$ | global  | global++     | f. global    | $k$ -ms++ | random |
|---------------|-----|---------|--------------|--------------|-----------|--------|
| Breast Cancer | 30  | 151426  | <b>22360</b> | <u>28933</u> | 45063     | 52653  |
| Pendigits     | 30  | 3905986 | <u>50706</u> | <b>45211</b> | 72215     | 85869  |
| Wine          | 30  | 20388   | <b>10974</b> | <u>12495</u> | 20162     | 23466  |

## 5 Conclusions

We have proposed the global  $k$ -means++ algorithm, which is an effective relaxation of the global  $k$ -means clustering algorithm that provides an ideal compromise between clustering error and execution speed. The basic idea of the proposed method is to take advantage of the superior clustering solutions that the global  $k$ -means algorithm can provide and avoid its substantial computational requirements. The global  $k$ -means++ is an incremental clustering approach that dynamically adds one cluster center at each  $k$  cluster sub-problem. For each  $k$  cluster sub-problem, the method selects  $L$  data points as candidates for the initial position of the new center using the effective  $k$ -means++ selection probability distribution. The selection method is fast and requires no extra computational effort for distance computations.

Global  $k$ -means++ has been tested on various well-known publicly available datasets; We considered both real and synthetic datasets for evaluating the method and compared it against the global  $k$ -means, the fast global  $k$ -means with multiple candidates, the  $k$ -means++ and the regular  $k$ -means with random uniform initialization. The experimental results show its superiority against the fast global  $k$ -means, the  $k$ -means++, and the regular  $k$ -means algorithms. Furthermore, the performance is comparable to the global  $k$ -means with a significantly reduced computational cost, thus establishing it as an effective relaxation.

We conclude that the proposed algorithm balances out the best characteristics of global  $k$ -means and  $k$ -means++ methods, resulting in high quality clustering at reduced computational cost. We believe that this method constitutes an effective alternative to both global  $k$ -means and  $k$ -means++. Furthermore, the method provides all clustering solutions for  $k \in \{1, \dots, K\}$ , thus it is suitable for comparing clustering solutions for different  $k$  to determine the appropriate number of clusters, which is unknown in many applications. In this case the method also appears to be much faster than  $k$ -means and  $k$ -means++.

In future work, we aim to replace the independent sampling of the  $L$  candidates, with a sequential sampling strategy where the selection of the next candidate would depend on the previously selected candidates (as happens in the  $k$ -means++ algorithm). We also aim to test the method in real applications (such as in biology, speech recognition, face clustering etc.) requiring large number of clusters. Moreover, it would be interesting to integrate the method into a deep framework for clustering of composite objects (graphs, images, text etc.).

## Acknowledgements

This research was supported by project “Dioni: Computing Infrastructure for Big-Data Processing and Analysis” (MIS No. 5047222) co-funded by European Union (ERDF) and Greece through Operational Program “Competitiveness, Entrepreneurship and Innovation”, NSRF 2014-2020.

## References

- [1] Anil K Jain, M Narasimha Murty, and Patrick J Flynn. Data clustering: a review. *ACM computing surveys (CSUR)*, 31(3):264–323, 1999.
- [2] Maurizio Filippone, Francesco Camastra, Francesco Masulli, and Stefano Rovetta. A survey of kernel and spectral methods for clustering. *Pattern recognition*, 41(1):176–190, 2008.
- [3] Anil K Jain. Data clustering: 50 years beyond k-means. *Pattern recognition letters*, 31(8):651–666, 2010.
- [4] Leonard Kaufman and Peter J Rousseeuw. *Finding groups in data: an introduction to cluster analysis*. John Wiley & Sons, 2009.
- [5] Daniel Aloise, Amit Deshpande, Pierre Hansen, and Preyas Popat. Np-hardness of euclidean sum-of-squares clustering. *Machine learning*, 75(2):245–248, 2009.
- [6] Meena Mahajan, Prajakta Nimbhorkar, and Kasturi Varadarajan. The planar k-means problem is np-hard. *Theoretical Computer Science*, 442:13–21, 2012.

- [7] James MacQueen et al. Some methods for classification and analysis of multivariate observations. In *Proceedings of the fifth Berkeley symposium on mathematical statistics and probability*, volume 1, pages 281–297. Oakland, CA, USA, 1967.
- [8] Stuart Lloyd. Least squares quantization in pcm. *IEEE transactions on information theory*, 28(2):129–137, 1982.
- [9] M Emre Celebi, Hassan A Kingravi, and Patricio A Vela. A comparative study of efficient initialization methods for the k-means clustering algorithm. *Expert systems with applications*, 40(1):200–210, 2013.
- [10] G Phanendra Babu and M Narasimha Murty. A near-optimal initial seed value selection in k-means means algorithm using a genetic algorithm. *Pattern recognition letters*, 14(10):763–769, 1993.
- [11] G Phanendra Babu and M Narasimha Murty. Simulated annealing for selecting optimal initial seeds in the k-means algorithm. *Indian Journal of Pure and Applied Mathematics*, 25(1-2):85–94, 1994.
- [12] David Arthur and Sergei Vassilvitskii. k-means++: The advantages of careful seeding. Technical Report 2006-13, Stanford InfoLab, June 2006.
- [13] Aristidis Likas, Nikos Vlassis, and Jakob J Verbeek. The global k-means clustering algorithm. *Pattern recognition*, 36(2):451–461, 2003.
- [14] Arpita Agrawal and Hitesh Gupta. Global k-means (gkm) clustering algorithm: a survey. *International journal of computer applications*, 79(2), 2013.
- [15] J. Ajmera and C. Wooters. A robust speaker clustering algorithm. In *2003 IEEE Workshop on Automatic Speech Recognition and Understanding (IEEE Cat. No.03EX721)*, pages 411–416, 2003.
- [16] Yvan Saeys, Sofie Van Gassen, and Bart N Lambrecht. Computational flow cytometry: helping to make sense of high-dimensional immunology data. *Nature Reviews Immunology*, 16(7):449–462, 2016.
- [17] Jim ZC Lai and Tsung-Jen Huang. Fast global k-means clustering using cluster membership and inequality. *Pattern Recognition*, 43(5):1954–1963, 2010.
- [18] Adil M Bagirov and Karim Mardaneh. Modified global k-means algorithm for clustering in gene expression data sets. In *Proceedings of the 2006 workshop on Intelligent systems for bioinformatics-Volume 73*, pages 23–28, 2006.
- [19] Juanying Xie, Shuai Jiang, Weixin Xie, and Xinbo Gao. An efficient global k-means clustering algorithm. *J. Comput.*, 6(2):271–279, 2011.
- [20] Adil M Bagirov, Julien Ugon, and Dean Webb. Fast modified global k-means algorithm for incremental cluster construction. *Pattern recognition*, 44(4):866–876, 2011.
- [21] Liang Bai, Jiye Liang, Chao Sui, and Chuangyin Dang. Fast global k-means clustering based on local geometrical information. *Information Sciences*, 245:168–180, 2013.
- [22] Peter J Rousseeuw. Silhouettes: a graphical aid to the interpretation and validation of cluster analysis. *Journal of computational and applied mathematics*, 20:53–65, 1987.
- [23] Glenn W Milligan and Martha C Cooper. A study of standardization of variables in cluster analysis. *Journal of classification*, 5(2):181–204, 1988.
- [24] Dheeru Dua and Casey Graff. UCI machine learning repository, 2017.
- [25] Yann LeCun and Corinna Cortes. MNIST handwritten digit database. 2010.
- [26] Tomas Barton, Tomas Bruna, and Pavel Kordik. Chameleon 2: an improved graph-based clustering algorithm. *ACM Transactions on Knowledge Discovery from Data (TKDD)*, 13(1):1–27, 2019.
- [27] Julia Handl and Joshua Knowles. Cluster generators for large high-dimensional data sets with large numbers of clusters. *Dimension*, 2:20, 2005.
- [28] Aristides Gionis, Heikki Mannila, and Panayiotis Tsaparas. Clustering aggregation. *Acm transactions on knowledge discovery from data (tkdd)*, 1(1):4–es, 2007.
- [29] Cor J. Veenman, Marcel J. T. Reinders, and Eric Backer. A maximum variance cluster algorithm. *IEEE Transactions on pattern analysis and machine intelligence*, 24(9):1273–1280, 2002.

## A Appendix

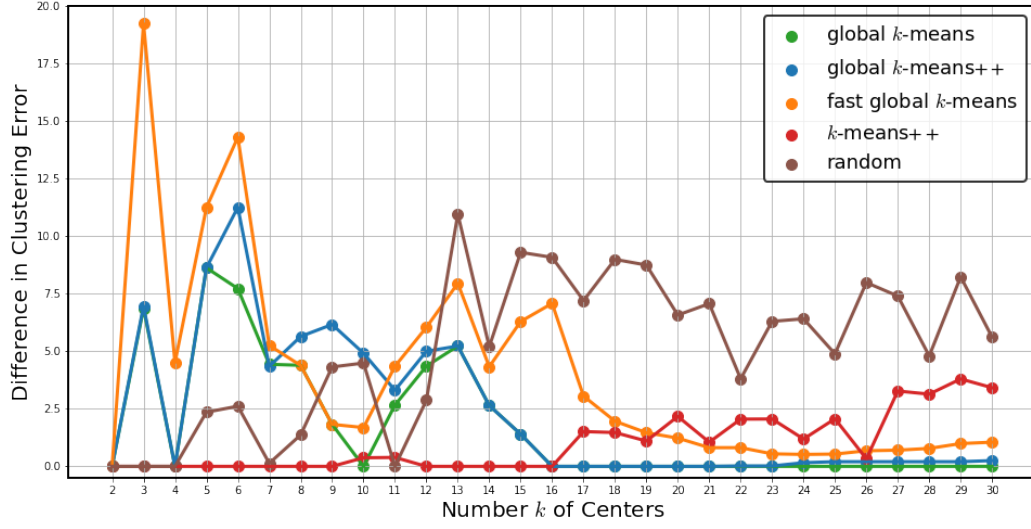


Figure 4: Clustering Error Differences (Australian).

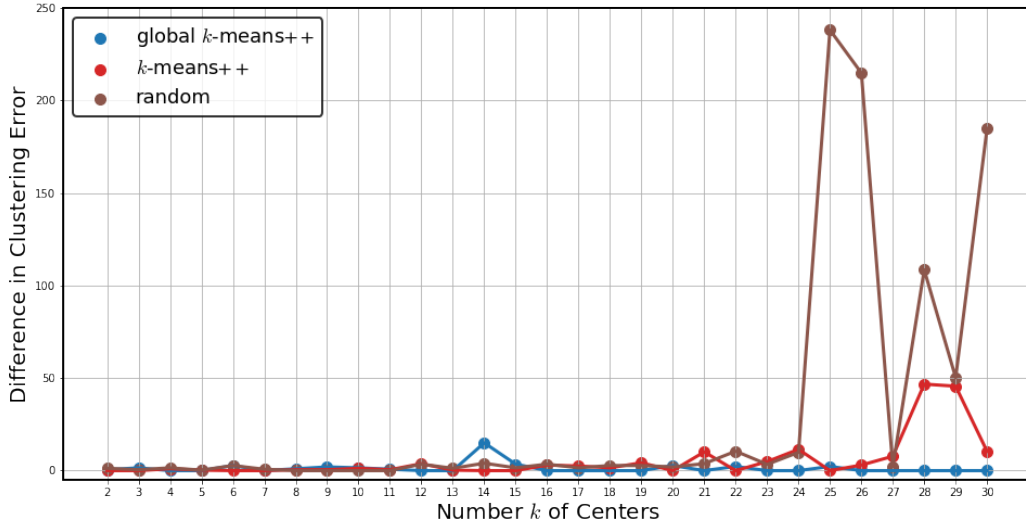


Figure 5: Clustering Error Differences (MNIST).

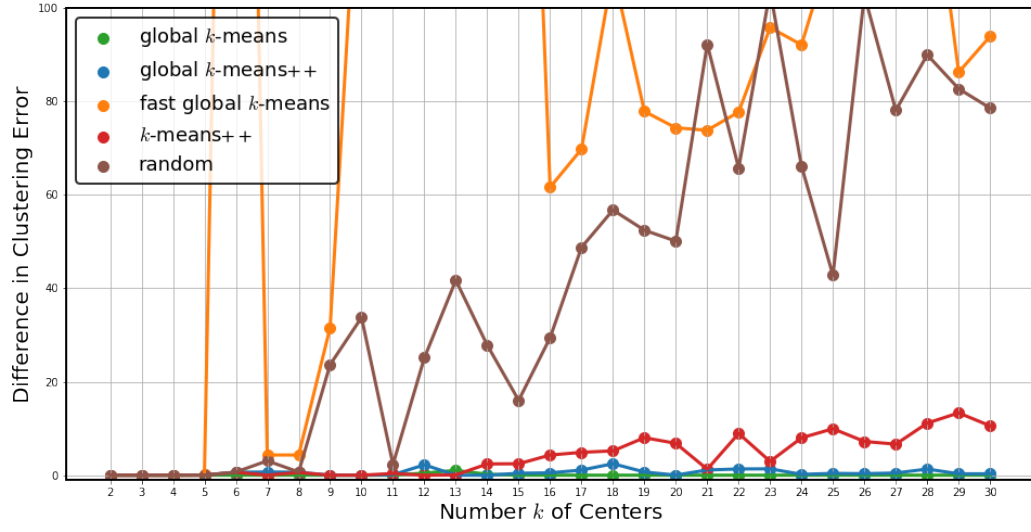


Figure 6: Clustering Error Differences (2d-4c-no4).

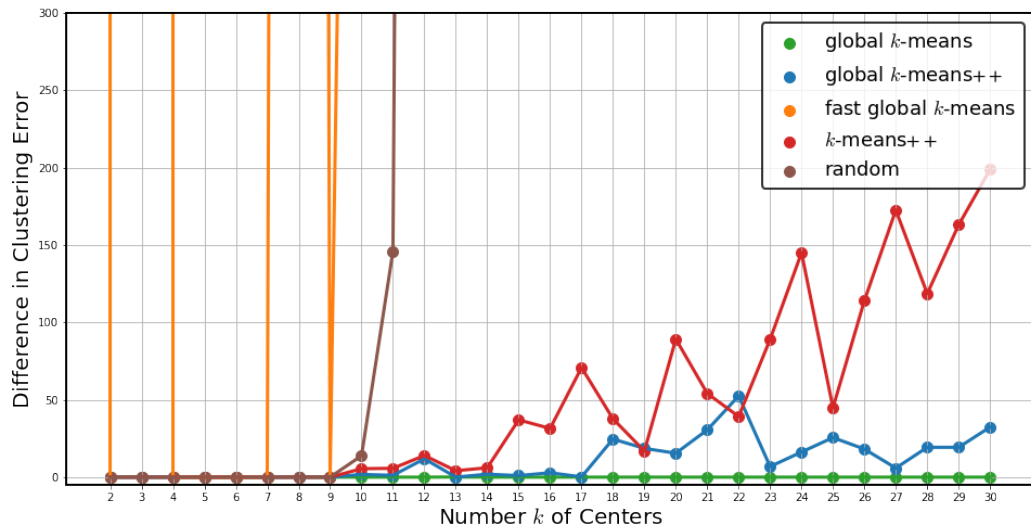


Figure 7: Clustering Error Differences (2d-10c).

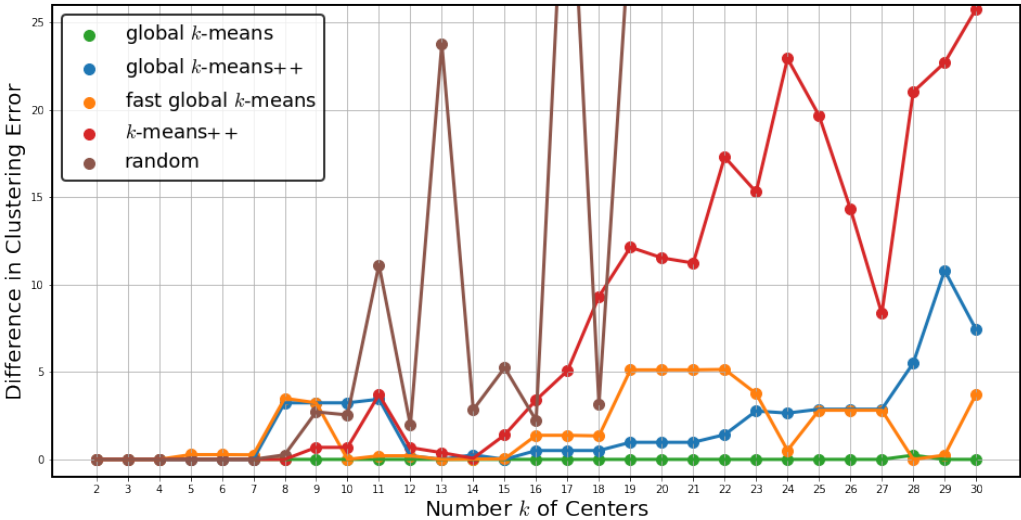


Figure 8: Clustering Error Differences (Aggregation).

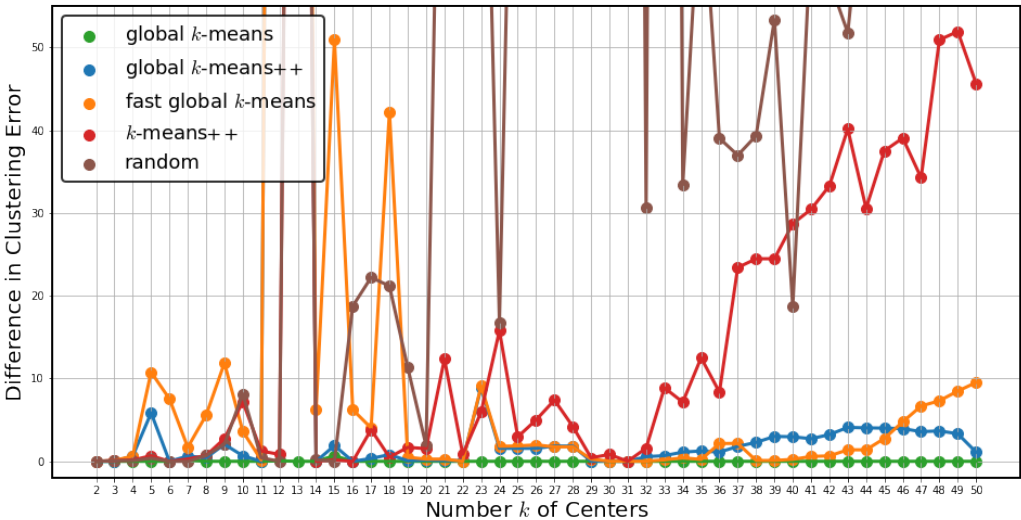


Figure 9: Clustering Error Differences (D31).

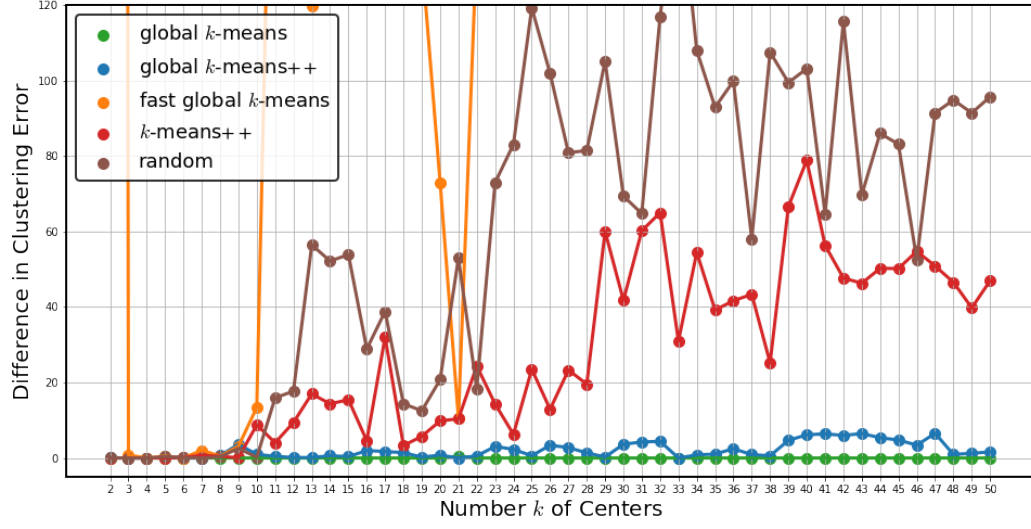


Figure 10: Clustering Error Differences (Impossible).

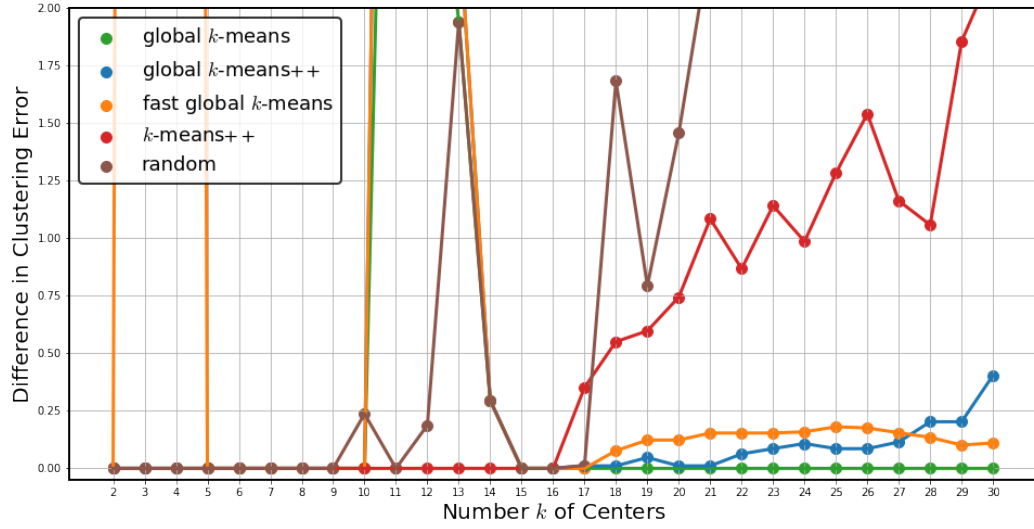


Figure 11: Clustering Error Differences (R15).



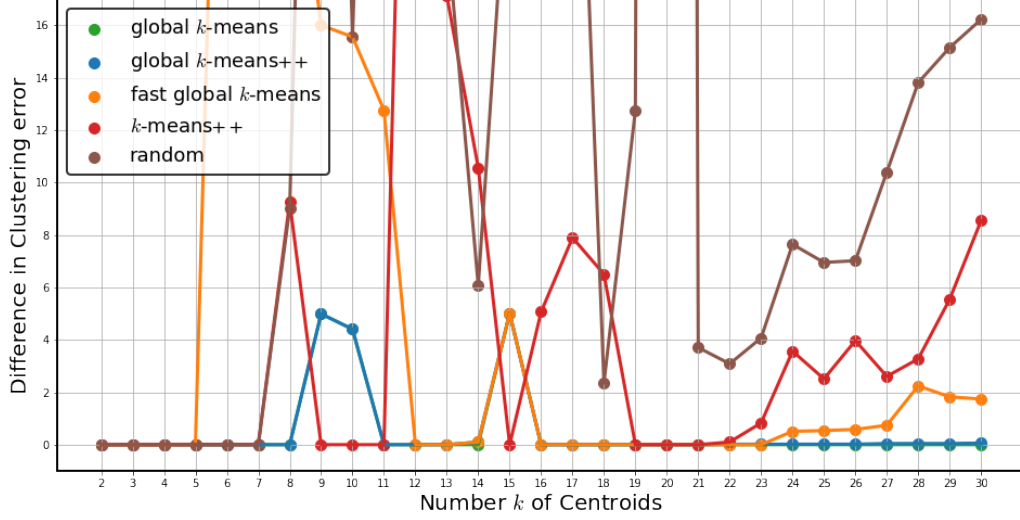


Figure 12: Clustering Error Differences (Twenty).

Table 7: Clustering Performance (Australian).

(a) Minimum clustering error.

| K  | global        | global++      | f. global     | $k$ -ms++     | random        |
|----|---------------|---------------|---------------|---------------|---------------|
| 2  | <b>654.39</b> | <b>654.39</b> | <b>654.39</b> | <b>654.39</b> | <b>654.39</b> |
| 4  | <b>482.08</b> | <b>482.08</b> | 486.59        | <b>482.08</b> | <b>482.08</b> |
| 6  | 389.24        | 392.77        | 395.82        | <b>381.51</b> | 384.13        |
| 8  | 320.31        | 321.56        | 320.30        | <b>315.92</b> | 317.29        |
| 10 | <b>266.39</b> | 271.30        | 268.07        | 266.76        | 270.88        |
| 12 | 233.44        | 234.08        | 235.12        | <b>229.09</b> | 231.96        |
| 14 | <u>207.86</u> | <u>207.86</u> | 209.54        | <b>205.21</b> | 210.41        |
| 16 | <b>189.40</b> | <b>189.40</b> | 196.48        | 189.40        | 198.48        |
| 18 | <b>177.97</b> | <b>177.97</b> | 179.93        | 179.44        | 186.96        |
| 20 | <b>168.65</b> | <b>168.65</b> | 169.88        | 170.82        | 175.23        |
| 22 | <b>160.52</b> | <u>160.54</u> | 161.33        | 162.57        | 164.33        |
| 24 | <b>152.84</b> | <u>153.00</u> | 153.36        | 154.03        | 159.25        |
| 26 | <b>146.56</b> | <u>146.77</u> | 147.24        | 146.89        | 154.55        |
| 28 | <b>140.71</b> | <u>140.91</u> | 141.49        | 143.85        | 145.51        |
| 30 | <b>135.53</b> | <u>135.78</u> | 136.58        | 138.95        | 141.14        |

(b) Average number of iterations per  $k$ -means run.

| K  | global      | global++    | f. global   | $k$ -ms++   | random      |
|----|-------------|-------------|-------------|-------------|-------------|
| 2  | 8.09        | 8.52        | 7.27        | <u>7.12</u> | <b>5.86</b> |
| 4  | <u>5.93</u> | 6.07        | <b>5.27</b> | 7.18        | 7.20        |
| 6  | 4.84        | <u>4.48</u> | <b>3.57</b> | 6.76        | 7.84        |
| 8  | 5.01        | <u>4.81</u> | <b>4.17</b> | 6.32        | 8.28        |
| 10 | 5.23        | <b>5.10</b> | <u>5.22</u> | 6.51        | 8.45        |
| 12 | <u>5.42</u> | <b>4.76</b> | 7.20        | 6.41        | 9.06        |
| 14 | <u>5.32</u> | <b>4.77</b> | 6.86        | 6.73        | 9.66        |
| 16 | <u>5.18</u> | <b>5.08</b> | 6.89        | 7.41        | 9.92        |
| 18 | <u>4.79</u> | <b>4.43</b> | 6.57        | 7.74        | 10.17       |
| 20 | <u>4.34</u> | <b>3.94</b> | 5.55        | 7.40        | 9.90        |
| 22 | <u>4.27</u> | <b>3.93</b> | 5.18        | 7.48        | 10.32       |
| 24 | <u>4.30</u> | <b>3.56</b> | 5.75        | 7.48        | 9.70        |
| 26 | <u>4.21</u> | <b>3.57</b> | 5.73        | 7.57        | 9.98        |
| 28 | <u>4.12</u> | <b>3.54</b> | 5.81        | 7.55        | 10.38       |
| 30 | <u>4.06</u> | <b>3.57</b> | 6.02        | 7.55        | 10.06       |

Table 8: Clustering Performance (MNIST).

| (a) Minimum clustering error. |                   |                   |                   | (b) Average number of iterations per $k$ -means run. |              |               |               |
|-------------------------------|-------------------|-------------------|-------------------|--|--------------|---------------|---------------|
| K                             | global++          | $k$ -ms++         | random            | K  | global++     | $k$ -ms++     | random        |
| 2                             | 2960899.75        | <b>2960899.25</b> | 2960900.50        | 2  | <b>26.90</b> | 30.60         | <u>29.39</u>  |
| 4                             | <b>2707361.50</b> | <u>2707362.50</u> | 2707363.00        | 4  | <b>32.83</b> | <u>37.19</u>  | 40.65         |
| 6                             | <u>2533414.50</u> | <b>2533411.75</b> | <u>2533414.50</u> | 6  | <u>62.17</u> | <b>46.95</b>  | <u>51.15</u>  |
| 8                             | 2432513.25        | <u>2432512.75</u> | <b>2432512.25</b> | 8  | <b>57.60</b> | <u>59.68</u>  | 60.58         |
| 10                            | 2352946.50        | <u>2352946.25</u> | <b>2352945.00</b> | 10   | <b>80.65</b> | <u>87.79</u>  | 91.19         |
| 12                            | <b>2285454.75</b> | <u>2285458.50</u> | <u>2285458.25</u> | 12   | <b>79.28</b> | <u>92.05</u>  | 102.72        |
| 14                            | 2231235.00        | <b>2231220.00</b> | <u>2231224.00</u> | 14   | <b>54.88</b> | <u>94.74</u>  | 98.29         |
| 16                            | <b>2183896.50</b> | <u>2183899.50</u> | 2183900.00        | 16   | <b>47.63</b> | <u>89.29</u>  | 99.90         |
| 18                            | <b>2143105.50</b> | <u>2143107.00</u> | 2143108.25        | 18   | <b>77.25</b> | <u>81.91</u>  | 90.09         |
| 20                            | 2107988.75        | <b>2107986.00</b> | <u>2107988.00</u> | 20   | <b>82.82</b> | <u>98.98</u>  | 101.52        |
| 22                            | 2075514.12        | <b>2075511.88</b> | 2075522.38        | 22   | <b>65.35</b> | <u>98.86</u>  | 105.52        |
| 24                            | <b>2047036.50</b> | 2047048.00        | <u>2047046.38</u> | 24   | <b>86.42</b> | <u>110.60</u> | 124.58        |
| 26                            | <b>2023348.25</b> | <u>2023351.25</u> | 2023563.12        | 26   | <b>67.41</b> | 119.26        | <u>108.83</u> |
| 28                            | <b>2002335.75</b> | <u>2002382.50</u> | 2002444.25        | 28   | <b>66.32</b> | <u>114.60</u> | 123.10        |
| 30                            | <b>1982504.75</b> | <u>1982515.12</u> | 1982689.75        | 30   | <b>70.11</b> | <u>121.47</u> | 128.31        |

Table 9: Clustering Performance (2d-4c-no4).

| (a) Minimum clustering error. |                 |                 |                 |                 |                 | (b) Average number of iterations per $k$ -means run. |             |             |             |             |        |
|-------------------------------|-----------------|-----------------|-----------------|-----------------|-----------------|--|-------------|-------------|-------------|-------------|--------|
| K                             | global          | global++        | f. global       | $k$ -ms++       | random          | K  | global      | global++    | f. global   | $k$ -ms++   | random |
| 2                             | <b>17877.67</b> | <b>17877.67</b> | <b>17877.67</b> | <b>17877.67</b> | <b>17877.67</b> | 2  | 4.59        | 5.87        | <b>3.50</b> | <u>4.47</u> | 5.31   |
| 4                             | <b>6107.75</b>  | <b>6107.75</b>  | <b>6107.75</b>  | <b>6107.75</b>  | <b>6107.75</b>  | 4  | <u>5.33</u> | 5.94        | <b>3.00</b> | 5.38        | 7.96   |
| 6                             | <b>3232.94</b>  | <u>3233.57</u>  | 3574.05         | 3233.57         | 3233.61         | 6  | 9.84        | 9.45        | <u>9.08</u> | <b>8.84</b> | 12.03  |
| 8                             | <b>2337.45</b>  | <u>2338.08</u>  | 2341.78         | <u>2338.03</u>  | 2338.14         | 8  | <u>9.68</u> | 11.05       | <b>8.60</b> | 11.43       | 15.50  |
| 10                            | <b>1867.86</b>  | <b>1867.86</b>  | 2014.11         | 1867.86         | 1901.62         | 10   | <u>8.95</u> | 9.27        | <b>5.61</b> | 12.14       | 17.06  |
| 12                            | <u>1520.73</u>  | 1522.51         | 1843.03         | <b>1520.28</b>  | 1545.42         | 12   | 8.13        | <u>7.78</u> | <b>4.86</b> | 13.01       | 19.01  |
| 14                            | <u>1321.93</u>  | <b>1321.73</b>  | 1543.23         | 1324.13         | 1349.55         | 14   | <u>6.82</u> | 7.42        | <b>6.09</b> | 12.26       | 18.14  |
| 16                            | <b>1155.33</b>  | <u>1155.84</u>  | 1216.96         | 1159.64         | 1184.76         | 16   | <u>7.23</u> | 8.05        | <b>4.76</b> | 11.86       | 18.16  |
| 18                            | <b>1011.24</b>  | <u>1013.71</u>  | 1119.30         | 1016.45         | 1068.00         | 18   | <u>7.43</u> | 7.89        | <b>4.69</b> | 13.03       | 18.81  |
| 20                            | <b>897.43</b>   | <u>897.45</u>   | 971.78          | 904.25          | 947.52          | 20   | <u>6.50</u> | <b>6.05</b> | 6.75        | 12.45       | 18.81  |
| 22                            | <b>807.79</b>   | <u>809.13</u>   | 885.53          | 816.72          | 873.53          | 22   | <u>6.20</u> | 6.31        | <b>6.00</b> | 12.57       | 18.30  |
| 24                            | <b>740.82</b>   | <u>741.00</u>   | 832.94          | 748.82          | 806.95          | 24   | 5.91        | <b>5.30</b> | <u>5.61</u> | 12.43       | 18.45  |
| 26                            | <b>679.40</b>   | <u>679.72</u>   | 803.14          | 686.62          | 782.14          | 26   | 6.38        | <u>5.52</u> | <b>4.51</b> | 11.01       | 19.36  |
| 28                            | <b>624.05</b>   | <u>625.36</u>   | 762.16          | 635.20          | 714.03          | 28   | 6.07        | <u>5.34</u> | <b>4.55</b> | 12.75       | 18.74  |
| 30                            | <b>577.37</b>   | <u>577.67</u>   | 671.30          | 587.93          | 655.95          | 30   | <u>5.77</u> | <b>5.16</b> | 8.14        | 11.54       | 18.62  |

Table 10: Clustering Performance (2d-10c).

| (a) Minimum clustering error. |                |                |                |                |                | (b) Average number of iterations per $k$ -means run. |             |          |             |             |             |
|-------------------------------|----------------|----------------|----------------|----------------|----------------|--|-------------|----------|-------------|-------------|-------------|
| K                             | global         | global++       | f. global      | $k$ -ms++      | random         | K  | global      | global++ | f. global   | $k$ -ms++   | random      |
| 2                             | <b>3898375</b> | <b>3898375</b> | <b>3898375</b> | <b>3898375</b> | <b>3898375</b> | 2  | 4.79        | 4.67     | 4.00        | <b>3.04</b> | <u>3.63</u> |
| 4                             | <b>904073</b>  | <b>904073</b>  | <b>904073</b>  | <b>904073</b>  | <b>904073</b>  | 4  | <u>5.36</u> | 5.58     | 6.00        | <b>3.86</b> | 8.06        |
| 6                             | <b>291416</b>  | <b>291416</b>  | <b>291416</b>  | <b>291416</b>  | <b>291416</b>  | 6  | 10.36       | 9.48     | <b>4.00</b> | <u>7.04</u> | 12.01       |
| 8                             | <b>84167</b>   | <b>84167</b>   | 90329          | <b>84167</b>   | <b>84167</b>   | 8  | 4.64        | 4.12     | <u>3.00</u> | <b>2.98</b> | 12.54       |
| 10                            | <b>46674</b>   | <u>46675</u>   | 47985          | 46679          | 46688          | 10   | <u>4.41</u> | 5.66     | <b>3.10</b> | 4.94        | 9.32        |
| 12                            | <b>37200</b>   | <u>37212</u>   | 45052          | 37214          | 40270          | 12   | <u>4.25</u> | 5.35     | <b>3.28</b> | 7.31        | 9.19        |
| 14                            | <b>29878</b>   | <u>29880</u>   | 39778          | 29884          | 32669          | 14   | <u>4.38</u> | 5.61     | <b>2.57</b> | 7.81        | 9.56        |
| 16                            | <b>25965</b>   | <u>25968</u>   | 33450          | 25997          | 27174          | 16   | <u>4.50</u> | 5.46     | <b>2.00</b> | 8.53        | 9.53        |
| 18                            | <b>22736</b>   | <u>22761</u>   | 28644          | 22774          | 23496          | 18   | <u>4.22</u> | 5.51     | <b>3.16</b> | 9.83        | 10.50       |
| 20                            | <b>20326</b>   | <u>20342</u>   | 26285          | 20415          | 22209          | 20   | <u>4.06</u> | 5.47     | <b>3.45</b> | 10.04       | 10.56       |
| 22                            | <b>18226</b>   | 18279          | 21609          | <u>18265</u>   | 19893          | 22   | <u>3.73</u> | 4.93     | <b>2.33</b> | 9.89        | 12.33       |
| 24                            | <b>16624</b>   | <u>16640</u>   | 19491          | 16769          | 18692          | 24   | <u>3.59</u> | 4.24     | <b>2.30</b> | 10.72       | 12.24       |
| 26                            | <b>15428</b>   | <u>15446</u>   | 17116          | 15542          | 16980          | 26   | <u>3.53</u> | 4.81     | <b>2.99</b> | 10.30       | 12.64       |
| 28                            | <b>14390</b>   | <u>14410</u>   | 16874          | 14509          | 15030          | 28   | <u>3.43</u> | 4.46     | <b>2.04</b> | 10.26       | 12.91       |
| 30                            | <b>13490</b>   | <u>13522</u>   | 15903          | 13689          | 14164          | 30   | <u>3.86</u> | 4.61     | <b>1.96</b> | 10.76       | 13.82       |

Table 11: Clustering Performance (Aggregation).

| (a) Minimum clustering error. |                 |                 |                 |                 |                 | (b) Average number of iterations per $k$ -means run. |             |             |             |             |        |
|-------------------------------|-----------------|-----------------|-----------------|-----------------|-----------------|--|-------------|-------------|-------------|-------------|--------|
| K                             | global          | global++        | f. global       | $k$ -ms++       | random          | K  | global      | global++    | f. global   | $k$ -ms++   | random |
| 2                             | <b>68003.96</b> | <b>68003.96</b> | <b>68003.96</b> | <b>68003.96</b> | <b>68003.96</b> | 2  | 8.98        | 8.86        | <u>8.80</u> | <b>8.03</b> | 8.96   |
| 4                             | <b>23552.64</b> | <b>23552.64</b> | <b>23552.64</b> | <b>23552.64</b> | <b>23552.64</b> | 4  | 10.27       | 10.19       | <b>7.57</b> | <u>8.94</u> | 11.54  |
| 6                             | <b>12752.24</b> | <b>12752.24</b> | 12752.52        | <b>12752.24</b> | <b>12752.24</b> | 6  | 10.76       | <u>9.47</u> | <b>7.83</b> | 9.53        | 13.57  |
| 8                             | <b>9506.29</b>  | 9509.53         | 9509.79         | <b>9506.29</b>  | 9506.56         | 8  | <b>8.82</b> | <u>9.78</u> | 11.21       | 11.68       | 15.75  |
| 10                            | <b>7333.87</b>  | 7337.10         | <b>7333.87</b>  | 7334.55         | 7336.41         | 10   | 7.93        | <u>7.55</u> | <b>7.28</b> | 12.32       | 14.96  |
| 12                            | <b>5595.28</b>  | <u>5595.49</u>  | <u>5595.49</u>  | 5595.96         | 5597.23         | 12   | 8.27        | <u>8.17</u> | <b>7.10</b> | 10.83       | 15.39  |
| 14                            | <b>4437.24</b>  | 4437.50         | <u>4437.26</u>  | 4437.30         | 4440.08         | 14   | <u>8.39</u> | 8.80        | <b>7.75</b> | 9.96        | 16.02  |
| 16                            | <b>3832.93</b>  | <u>3833.43</u>  | 3834.30         | 3836.33         | 3835.16         | 16   | 8.75        | <u>8.32</u> | <b>6.49</b> | 10.46       | 14.92  |
| 18                            | <b>3402.95</b>  | 3403.46         | 3404.30         | 3412.27         | 3406.14         | 18   | <u>8.82</u> | 8.82        | <b>7.27</b> | 11.68       | 15.90  |
| 20                            | <b>3040.76</b>  | 3041.74         | 3045.89         | 3052.30         | 3086.66         | 20   | 8.35        | 8.06        | <b>6.16</b> | 11.81       | 16.04  |
| 22                            | <b>2734.30</b>  | <u>2735.71</u>  | 2739.44         | 2751.60         | 2764.03         | 22   | 8.69        | <u>8.58</u> | <b>7.23</b> | 13.00       | 16.33  |
| 24                            | <b>2460.48</b>  | 2463.13         | <u>2461.00</u>  | 2483.42         | 2518.71         | 24   | 8.28        | <u>7.66</u> | <b>7.52</b> | 13.34       | 16.31  |
| 26                            | <b>2241.69</b>  | 2244.56         | <u>2244.50</u>  | 2256.03         | 2289.05         | 26   | <u>7.54</u> | 7.56        | <b>6.88</b> | 12.23       | 15.76  |
| 28                            | <u>2069.85</u>  | 2075.12         | <b>2069.61</b>  | 2090.63         | 2125.92         | 28   | <u>7.41</u> | 7.57        | <b>6.85</b> | 13.49       | 16.80  |
| 30                            | <b>1910.21</b>  | 1917.63         | <u>1913.93</u>  | 1935.99         | 1983.45         | 30   | <u>6.79</u> | 8.04        | <b>5.86</b> | 13.72       | 16.80  |

Table 12: Clustering Performance (D31).

| (a) Minimum clustering error. |                  |                 |                  |                 |                 | (b) Average number of iterations per $k$ -means run. |              |              |              |              |        |
|-------------------------------|------------------|-----------------|------------------|-----------------|-----------------|--|--------------|--------------|--------------|--------------|--------|
| K                             | global           | global++        | f. global        | $k$ -ms++       | random          | K  | global       | global++     | f. global    | $k$ -ms++    | random |
| 2                             | <b>176698.74</b> | 176698.74       | <b>176698.74</b> | 176698.74       | 176698.74       | 2  | <u>9.43</u>  | 10.06        | 10.27        | <b>8.75</b>  | 9.47   |
| 4                             | <b>72066.60</b>  | 72067.24        | 72067.24         | 72066.76        | <u>72066.69</u> | 4  | 12.41        | 12.33        | <b>10.32</b> | <u>12.30</u> | 14.11  |
| 6                             | <b>47093.22</b>  | <u>47093.22</u> | 47100.76         | <u>47093.22</u> | <u>47093.22</u> | 6  | 12.88        | 13.09        | <b>12.19</b> | 15.19        | 18.60  |
| 8                             | <b>32846.94</b>  | <u>32847.37</u> | 32852.51         | <u>32847.64</u> | 32847.64        | 8  | <b>13.03</b> | <u>13.05</u> | 14.70        | 16.70        | 21.21  |
| 10                            | <b>25433.22</b>  | 25433.89        | 25436.85         | 25440.42        | 25441.36        | 10   | 9.09         | <u>8.56</u>  | <b>5.51</b>  | 16.59        | 21.26  |
| 12                            | <u>19711.78</u>  | 20015.22        | 20014.85         | 19712.56        | <b>19711.73</b> | 12   | 9.25         | <u>7.83</u>  | <b>7.13</b>  | 14.33        | 21.60  |
| 14                            | <b>15247.21</b>  | <b>15247.21</b> | 15253.50         | 15247.21        | 15247.40        | 14   | 10.21        | <b>8.61</b>  | 9.56         | 13.26        | 22.59  |
| 16                            | <b>12217.73</b>  | <u>12217.73</u> | 12223.96         | <u>12217.73</u> | 12236.49        | 16   | <u>8.12</u>  | 8.21         | <b>4.78</b>  | 12.57        | 23.06  |
| 18                            | <b>10318.44</b>  | 10319.25        | 10360.65         | <u>10318.94</u> | 10339.62        | 18   | 7.88         | <u>7.07</u>  | <b>4.96</b>  | 14.30        | 20.80  |
| 20                            | <b>8761.24</b>   | <u>8761.40</u>  | 8761.51          | <u>8762.77</u>  | 8763.12         | 20   | 6.09         | <u>5.93</u>  | <b>3.94</b>  | 15.59        | 20.47  |
| 22                            | <b>7536.68</b>   | 7536.77         | <b>7536.68</b>   | 7537.54         | 7724.62         | 22   | 6.08         | <u>5.99</u>  | <b>4.17</b>  | 15.33        | 19.47  |
| 24                            | <b>6478.94</b>   | <u>6480.50</u>  | 6480.75          | 6494.71         | 6495.73         | 24   | 6.04         | <u>5.74</u>  | <b>4.36</b>  | 13.64        | 19.77  |
| 26                            | <b>5530.62</b>   | 5532.19         | 5532.61          | 5535.62         | 5605.65         | 26   | 5.96         | <u>5.64</u>  | <b>3.21</b>  | 12.35        | 19.38  |
| 28                            | <b>4658.51</b>   | 4660.35         | 4660.26          | 4662.72         | 4772.99         | 28   | 5.84         | <u>5.42</u>  | <b>3.56</b>  | 10.40        | 18.45  |
| 30                            | <b>3802.31</b>   | 3802.33         | <u>3802.33</u>   | 3803.14         | 4188.10         | 30   | <u>5.54</u>  | 6.33         | <b>3.79</b>  | 8.56         | 18.27  |
| 32                            | <b>3335.42</b>   | 3335.98         | <u>3335.44</u>   | 3337.02         | 3366.07         | 32   | <u>5.12</u>  | 6.18         | <b>3.72</b>  | 8.37         | 16.86  |
| 34                            | <b>3229.06</b>   | 3230.18         | <u>3229.49</u>   | 3236.21         | 3262.48         | 34   | <u>5.10</u>  | 5.38         | <b>4.10</b>  | 8.48         | 16.54  |
| 36                            | <b>3127.97</b>   | 3129.08         | 3130.12          | 3136.33         | 3166.99         | 36   | <u>5.04</u>  | 5.53         | <b>4.14</b>  | 9.74         | 16.10  |
| 38                            | <b>3031.58</b>   | 3033.87         | <u>3031.68</u>   | 3056.05         | 3070.92         | 38   | <u>5.07</u>  | 5.85         | <b>4.08</b>  | 11.00        | 15.64  |
| 40                            | <b>2938.22</b>   | 2941.18         | <u>2938.46</u>   | 2966.93         | 2956.87         | 40   | <u>5.03</u>  | 6.25         | <b>3.83</b>  | 11.04        | 16.75  |
| 42                            | <b>2847.50</b>   | 2850.73         | <u>2848.16</u>   | 2880.79         | 2905.56         | 42   | <u>5.14</u>  | 5.72         | <b>4.20</b>  | 11.58        | 16.21  |
| 44                            | <b>2758.64</b>   | 2762.68         | <u>2760.03</u>   | 2789.20         | 2832.02         | 44   | <u>5.27</u>  | 5.96         | <b>4.50</b>  | 12.22        | 15.77  |
| 46                            | <b>2672.85</b>   | <u>2676.80</u>  | 2677.63          | 2711.90         | 2745.32         | 46   | <u>5.28</u>  | 6.06         | <b>4.39</b>  | 12.67        | 16.83  |
| 48                            | <b>2590.88</b>   | <u>2594.55</u>  | 2598.20          | 2641.79         | 2677.14         | 48   | <u>5.24</u>  | 6.04         | <b>4.41</b>  | 13.52        | 16.95  |
| 50                            | <b>2511.16</b>   | <u>2512.27</u>  | 2520.68          | 2556.80         | 2600.72         | 50   | <u>5.04</u>  | 6.20         | <b>4.02</b>  | 13.43        | 18.60  |

Table 13: Clustering Performance (Impossible).

| (a) Minimum clustering error. |                  |                 |                 |                  |                 | (b) Average number of iterations per $k$ -means run. |              |              |              |             |             |
|-------------------------------|------------------|-----------------|-----------------|------------------|-----------------|--|--------------|--------------|--------------|-------------|-------------|
| K                             | global           | global++        | f. global       | $k$ -ms++        | random          | K  | global       | global++     | f. global    | $k$ -ms++   | random      |
| 2                             | <b>107288.98</b> | 107289.03       | 110613.86       | <u>107288.98</u> | 107289.06       | 2  | 7.53         | 7.30         | <b>7.00</b>  | 7.54        | <u>7.22</u> |
| 4                             | <b>28617.59</b>  | <b>28617.59</b> | <b>28617.59</b> | <b>28617.59</b>  | <b>28617.59</b> | 4  | 8.72         | 7.52         | <b>3.71</b>  | <u>5.03</u> | 8.29        |
| 6                             | <b>20349.69</b>  | 20349.69        | 20349.69        | 20349.84         | 20349.84        | 6  | 12.89        | <u>12.56</u> | <b>11.45</b> | 13.40       | 16.67       |
| 8                             | <b>15215.32</b>  | 15215.95        | 15215.81        | 15215.76         | <u>15215.64</u> | 8  | <b>11.47</b> | <u>12.11</u> | 12.94        | 17.23       | 19.51       |
| 10                            | <b>12496.57</b>  | 12497.51        | 12509.95        | 12505.34         | <u>12496.76</u> | 10   | <u>11.35</u> | 12.91        | <b>7.64</b>  | 17.83       | 22.27       |
| 12                            | <b>10702.77</b>  | <u>10702.89</u> | 11020.28        | 10712.18         | 10720.48        | 12   | <b>9.36</b>  | <u>9.68</u>  | 13.08        | 19.25       | 21.40       |
| 14                            | <b>9198.45</b>   | 9199.06         | 9469.73         | 9212.78          | 9250.62         | 14   | 9.95         | <u>9.60</u>  | <b>9.35</b>  | 18.86       | 22.07       |
| 16                            | <b>7934.01</b>   | 7935.99         | 8727.91         | 7938.58          | 7962.90         | 16   | 10.71        | 10.92        | <b>10.09</b> | 17.76       | 22.29       |
| 18                            | <b>6948.03</b>   | <u>6949.44</u>  | 7244.73         | 6951.31          | 6962.41         | 18   | <u>11.15</u> | 11.49        | <b>9.24</b>  | 18.19       | 23.63       |
| 20                            | <b>6173.96</b>   | <u>6174.73</u>  | 6247.00         | 6183.78          | 6194.70         | 20   | 11.37        | <u>11.35</u> | <b>8.96</b>  | 20.02       | 23.66       |
| 22                            | <b>5557.28</b>   | <u>5557.84</u>  | 5694.05         | 5581.66          | 5575.66         | 22   | 10.02        | <u>9.80</u>  | <b>7.08</b>  | 20.28       | 24.24       |
| 24                            | <b>5091.56</b>   | <u>5093.84</u>  | 5301.89         | 5097.82          | 5174.65         | 24   | <b>9.24</b>  | <u>10.03</u> | 10.86        | 20.45       | 25.02       |
| 26                            | <b>4722.35</b>   | <u>4725.73</u>  | 5020.06         | 4735.26          | 4824.20         | 26   | <u>9.05</u>  | 9.69         | <b>7.25</b>  | 19.84       | 25.12       |
| 28                            | <b>4426.75</b>   | <u>4428.10</u>  | 4758.94         | 4446.32          | 4508.19         | 28   | <b>8.64</b>  | 9.04         | 10.32        | 19.62       | 23.47       |
| 30                            | <b>4155.07</b>   | <u>4158.70</u>  | 4498.08         | 4196.83          | 4224.44         | 30   | <b>8.98</b>  | 9.74         | <u>9.42</u>  | 19.43       | 24.20       |
| 32                            | <b>3907.72</b>   | <u>3912.12</u>  | 4368.80         | 3972.69          | 4024.69         | 32   | <b>8.59</b>  | <u>9.10</u>  | 12.95        | 19.69       | 25.22       |
| 34                            | <b>3694.46</b>   | <u>3695.29</u>  | 4185.98         | 3748.90          | 3802.41         | 34   | <b>7.94</b>  | <u>8.20</u>  | 10.43        | 20.63       | 26.85       |
| 36                            | <b>3498.14</b>   | <u>3500.60</u>  | 3892.34         | 3539.82          | 3597.98         | 36   | <b>8.34</b>  | <u>8.50</u>  | 12.52        | 21.41       | 24.55       |
| 38                            | <b>3313.36</b>   | <u>3313.95</u>  | 3754.88         | 3338.58          | 3420.85         | 38   | 7.93         | 7.93         | <b>7.91</b>  | 21.29       | 26.32       |
| 40                            | <b>3141.74</b>   | <u>3147.89</u>  | 3577.60         | 3220.61          | 3244.90         | 40   | <u>7.37</u>  | 7.97         | <b>7.37</b>  | 21.66       | 27.40       |
| 42                            | <b>2996.57</b>   | <u>3002.54</u>  | 3329.00         | 3044.23          | 3112.25         | 42   | <u>7.11</u>  | 7.15         | <b>6.27</b>  | 21.44       | 26.14       |
| 44                            | <b>2857.96</b>   | <u>2863.33</u>  | 3237.51         | 2908.20          | 2943.96         | 44   | <u>7.14</u>  | <u>6.45</u>  | <b>5.87</b>  | 20.76       | 26.82       |
| 46                            | <b>2727.55</b>   | <u>2730.95</u>  | 2953.41         | 2782.31          | 2780.11         | 46   | <b>7.04</b>  | <u>7.92</u>  | 11.87        | 20.38       | 27.12       |
| 48                            | <b>2604.30</b>   | <u>2605.23</u>  | 2816.93         | 2650.85          | 2699.14         | 48   | <u>7.34</u>  | 7.41         | <b>6.88</b>  | 20.09       | 27.07       |
| 50                            | <b>2489.69</b>   | <u>2491.29</u>  | 2678.88         | 2536.64          | 2585.36         | 50   | <u>7.34</u>  | <b>7.20</b>  | 7.36         | 21.40       | 27.75       |

Table 14: Clustering Performance (R15).

| (a) Minimum clustering error. |                |                |                |                |                | (b) Average number of iterations per $k$ -means run. |              |             |             |             |             |
|-------------------------------|----------------|----------------|----------------|----------------|----------------|--|--------------|-------------|-------------|-------------|-------------|
| K                             | global         | global++       | f. global      | $k$ -ms++      | random         | K  | global       | global++    | f. global   | $k$ -ms++   | random      |
| 2                             | <b>8706.24</b> | 8706.24        | <b>8706.24</b> | <b>8706.24</b> | 8706.24        | 2  | <u>5.34</u>  | 6.65        | 6.92        | 5.90        | <b>5.14</b> |
| 4                             | <b>4459.30</b> | <b>4459.30</b> | 4493.35        | <b>4459.30</b> | <b>4459.30</b> | 4  | <u>10.56</u> | 9.13        | <b>5.25</b> | 9.23        | 10.46       |
| 6                             | <b>2472.35</b> | <b>2472.35</b> | <b>2472.35</b> | <b>2472.35</b> | <b>2472.35</b> | 6  | 3.69         | <u>3.06</u> | <b>2.01</b> | 8.78        | 11.00       |
| 8                             | <b>1278.92</b> | <b>1278.92</b> | <b>1278.92</b> | <b>1278.92</b> | 1278.92        | 8  | 4.37         | <u>4.35</u> | <b>2.96</b> | 11.70       | 9.47        |
| 10                            | <b>498.99</b>  | <b>498.99</b>  | <b>498.99</b>  | <b>498.99</b>  | 499.23         | 10   | <b>5.26</b>  | 5.97        | <u>5.53</u> | 6.10        | 9.74        |
| 12                            | 288.44         | 288.44         | 288.55         | <b>285.31</b>  | <u>285.50</u>  | 12   | 5.79         | <u>4.99</u> | <b>4.10</b> | 6.49        | 9.14        |
| 14                            | 159.49         | <u>159.49</u>  | 159.49         | <b>159.19</b>  | 159.49         | 14   | <b>4.70</b>  | 5.28        | 5.21        | <u>5.13</u> | 9.63        |
| 16                            | <b>104.89</b>  | <u>104.89</u>  | <b>104.89</b>  | 104.89         | 104.89         | 16   | <u>4.13</u>  | 4.51        | <b>3.25</b> | <u>4.52</u> | 8.57        |
| 18                            | <b>97.85</b>   | <u>97.86</u>   | 97.92          | 98.40          | 99.53          | 18   | 4.26         | <u>4.23</u> | <b>3.31</b> | 5.62        | 9.04        |
| 20                            | <b>91.34</b>   | <u>91.35</u>   | 91.46          | 92.08          | 92.79          | 20   | <u>4.14</u>  | 4.39        | <b>3.30</b> | 6.36        | 8.88        |
| 22                            | <b>85.17</b>   | <u>85.23</u>   | 85.32          | 86.04          | 88.01          | 22   | 4.10         | <u>4.02</u> | <b>3.38</b> | 6.46        | 8.36        |
| 24                            | <b>79.82</b>   | <u>79.93</u>   | 79.98          | 80.81          | 83.04          | 24   | 4.00         | 4.15        | <b>3.51</b> | 6.73        | 8.64        |
| 26                            | <b>74.65</b>   | <u>74.74</u>   | 74.83          | 76.19          | 78.69          | 26   | <u>4.09</u>  | 4.20        | <b>3.60</b> | 7.02        | 8.82        |
| 28                            | <b>69.73</b>   | 69.93          | <u>69.86</u>   | 70.79          | 75.11          | 28   | <u>4.08</u>  | 4.11        | <b>3.52</b> | 7.34        | 8.75        |
| 30                            | <b>64.94</b>   | 65.35          | <u>65.05</u>   | 67.11          | 69.33          | 30   | <u>4.11</u>  | 4.11        | <b>3.87</b> | 7.42        | 9.09        |

Table 15: Clustering Performance (Twenty).

| (a) Minimum clustering error. |                 |                 |                 |                 |                 | (b) Average number of iterations per $k$ -means run. |             |             |             |             |        |
|-------------------------------|-----------------|-----------------|-----------------|-----------------|-----------------|--|-------------|-------------|-------------|-------------|--------|
| K                             | global          | global++        | f. global       | $k$ -ms++       | random          | K  | global      | global++    | f. global   | $k$ -ms++   | random |
| 2                             | <b>28488.62</b> | <b>28488.62</b> | <b>28488.62</b> | <b>28488.62</b> | <b>28488.62</b> | 2  | 6.95        | 6.34        | <b>5.97</b> | <u>6.29</u> | 6.69   |
| 4                             | <b>12496.42</b> | <b>12496.42</b> | <b>12496.42</b> | <b>12496.42</b> | <b>12496.42</b> | 4  | 8.33        | 8.18        | <b>6.65</b> | <u>7.71</u> | 9.79   |
| 6                             | <b>7611.56</b>  | <b>7611.56</b>  | 7653.37         | <b>7611.56</b>  | <b>7611.56</b>  | 6  | 9.34        | <u>8.47</u> | <b>5.20</b> | 11.41       | 13.11  |
| 8                             | <b>5943.81</b>  | <u>5943.81</u>  | 5968.98         | 5953.07         | 5952.81         | 8  | 7.78        | <u>6.98</u> | <b>4.82</b> | 10.97       | 11.95  |
| 10                            | <u>4380.36</u>  | <u>4380.36</u>  | 4391.51         | <b>4375.96</b>  | 4391.51         | 10   | <u>7.16</u> | 7.21        | <b>6.27</b> | 9.54        | 12.73  |
| 12                            | <b>3537.97</b>  | <b>3537.97</b>  | <b>3537.97</b>  | 3584.93         | 3566.04         | 12   | <u>3.14</u> | 3.17        | <b>2.58</b> | 9.73        | 12.10  |
| 14                            | <b>2756.26</b>  | <u>2756.36</u>  | <u>2756.36</u>  | 2766.82         | 2762.33         | 14   | 3.58        | <u>2.94</u> | <b>2.50</b> | 9.93        | 10.65  |
| 16                            | 1978.74         | <b>1978.74</b>  | <b>1978.74</b>  | 1983.80         | 2011.34         | 16   | 3.79        | <u>3.15</u> | <b>2.47</b> | 9.46        | 11.25  |
| 18                            | <b>1218.03</b>  | <b>1218.03</b>  | <b>1218.03</b>  | 1224.53         | 1220.38         | 18   | 4.12        | <u>3.42</u> | <b>2.57</b> | 8.76        | 10.86  |
| 20                            | <b>480.19</b>   | <b>480.19</b>   | <b>480.19</b>   | <b>480.19</b>   | 838.96          | 20   | 4.59        | 4.28        | <b>2.86</b> | <u>3.36</u> | 11.57  |
| 22                            | <b>453.79</b>   | 453.80          | <u>453.79</u>   | 453.89          | 456.87          | 22   | <u>4.35</u> | 4.93        | <b>3.29</b> | 5.21        | 11.07  |
| 24                            | <b>430.79</b>   | <u>430.81</u>   | 431.30          | 434.36          | 438.43          | 24   | <u>4.25</u> | 4.96        | <b>3.29</b> | 6.20        | 10.71  |
| 26                            | <b>408.93</b>   | <u>408.95</u>   | 409.52          | 412.90          | 415.95          | 26   | <u>4.33</u> | 4.95        | <b>3.29</b> | 6.78        | 9.66   |
| 28                            | <b>387.27</b>   | <u>387.31</u>   | 389.51          | 390.54          | 401.08          | 28   | <u>4.38</u> | 4.88        | <b>3.50</b> | 7.08        | 9.50   |
| 30                            | <b>367.25</b>   | <u>367.31</u>   | 368.99          | 375.80          | 383.47          | 30   | <u>4.30</u> | 4.72        | <b>3.80</b> | 7.57        | 9.37   |

Table 16: Total number of  $k$ -means iterations for finding all  $k$  cluster solutions for  $k = 2, \dots, K$ .

| Dataset     | $K$ | global  | global++      | f. global    | $k$ -ms++     | random |
|-------------|-----|---------|---------------|--------------|---------------|--------|
| 2d-4c-no4   | 30  | 179368  | <u>20999</u>  | <b>17712</b> | 32471         | 48223  |
| 2d-10c      | 30  | 398730  | <u>15072</u>  | <b>9260</b>  | 23012         | 30563  |
| Aggregation | 30  | 193060  | <u>24075</u>  | <b>21118</b> | 33074         | 43549  |
| Australian  | 30  | 97294   | <b>13225</b>  | <u>16433</u> | 20814         | 26820  |
| D31         | 50  | 1117217 | <u>36022</u>  | <b>28351</b> | 62300         | 89819  |
| Impossible  | 50  | 1633733 | <u>45452</u>  | <b>43264</b> | 90861         | 112704 |
| Mnist       | 30  | -       | <b>184097</b> | -            | <u>252499</u> | 262129 |
| R15         | 30  | 87604   | <u>14796</u>  | <b>12565</b> | 20460         | 26218  |
| Twenty      | 30  | 151593  | <u>15083</u>  | <b>11333</b> | 23282         | 30779  |